

City of Quincy

City Hall

404 West Jefferson Street

Quincy, Florida 32351

www.myquincy.net



COMMISSION MEETING

Tuesday, April 27, 2021

6:00 PM

City Hall

Commission Chambers

City Commission

Mayor Ronte R. Harris ~ District III

Mayor Pro-Tem Angela G. Sapp ~ District II

Commissioner Keith A. Dowdell ~ District I

Commissioner Freida Bass-Prieto ~ District IV

Commissioner Anessa A. Canidate ~ District V

"An All American City in the Heart of Florida's Future"



**City of Quincy, Florida
City Commission Meeting**

AMENDED AGENDA

April 27, 2021

6:00 P.M.

City Hall Commission Chambers

Call to Order

Invocation

Pledge of Allegiance

Roll Call

Approval of Agenda

Special Presentations

1. Special Presentation - Radon & Indoor Air Program
 - Tim Wallace, Florida Department of Health
2. Special Presentation - Gadsden County Youth Initiative
 - Edward Dixon, County Administrator
- 3. Smart Grid Status Update**
 - Jack L. McLean Jr., City Manager
 - James McKenzie, IT Administrator

Proclamations

4. Proclamation – Honoring the Honorable Congressman Alcee Hastings
 - Mayor Ronte Harris, District 3

Items for Consent by the Commission

5. Approval of Minutes of the April 13, 2021 Regular Meeting
 - Janice Shackelford, City Clerk
6. Human Resources Monthly Report
 - Jack L. McLean Jr., City Manager
 - Ann Sherman, Human Resources Director
7. Customer Service Monthly Reports
 - Jump Start | Fresh Start | Net New Customers | Deposit Report
 - Jack L. McLean Jr., City Manager
 - Ann Sherman, Human Resources Director

8. Police Monthly Reports

Traffic Report | Monthly Crime Report

- Jack L. McLean Jr., City Manager
- Robert Mixson, Police Captain

9. Fire Monthly Reports

Monthly Activity Report | District Calls | Quarterly Report

- Jack L. McLean Jr., City Manager
- Anthony Baker, Interim Fire Chief

10. Finance Monthly Reports

P-Card Statements | Allocations | Arrearage Report | Cash Requirements

Financial Report | **Budget Transfers**

- Jack L. McLean Jr., City Manager
- Marcia Carty, Finance Director

Public Hearings and Ordinances as Scheduled or Agendaed

Public Opportunity to Speak on Commission Propositions – (Pursuant to Sec. 286.0114, Fla. Stat. and subject to the limitations of Sec. 286.0114(3)(a), Fla. Stat.)

Resolutions

Reports, Requests and Communications by the City Manager

11. Cinco De Mayo

- Jack L. McLean Jr., City Manager
- Charles Hayes, Interim Planning Director

12. Legal Services and Eviction Moratorium

- Jack L. McLean Jr., City Manager

Reports by Boards and Committees

Other Items Requested to Be Agendaed by Commission Member(s), the City Manager and Other City Officials

Comments

- a) City Manager
- b) City Clerk
- c) City Attorney
- d) Commission Members

Comments from the Audience

Adjournment

If a person decides to appeal any decision made by the City Commission with respect to any matter considered at this meeting, he/she may need a record of the proceedings, and for such purpose, he/she may need to ensure that verbatim record of the proceedings is made, which record includes the testimony and evidence upon which the appeal is to be based. FS 286.0105. Persons with disabilities who require assistance to participate in City meetings are requested to notify the City Clerk's Office at (850) 618-0020 in advance.

SPECIAL PRESENTATION

Radon & Indoor Air Program

Florida Department of Health

Florida Department of Health

RADON AND RADON-RESISTANT NEW CONSTRUCTION



City of Quincy, City Commission Meeting
April 27, 2021

Radon and Indoor Air Program

Tim Wallace, RS, CEHP
Environmental Health Program Consultant
Joseph Kidder, BS
Environmental Specialist III
Public Health Toxicology Section
Bureau of Environmental Health
Division of Disease Control & Health Protection



SPECIAL PRESENTATION

Gadsden County Youth Initiative

County Administrator



Presented by:

Edward J. Dixon, County Administrator

Kimberly Moore, Vice President for Workforce Innovation

Gadsden Youth Initiative

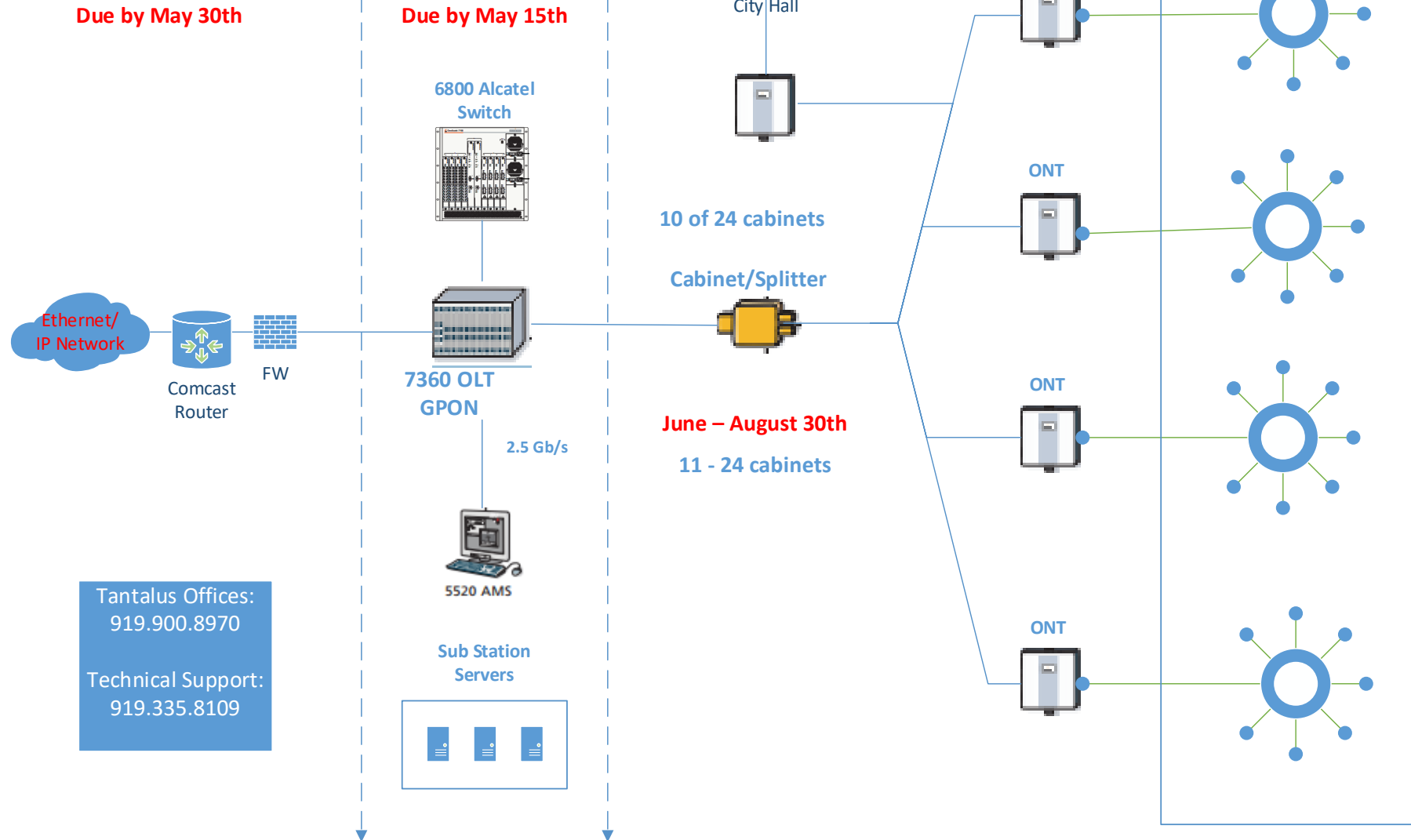
SMART GRID

Status Update

SMART GRID

Presented by Allcol Technologies Inc

Smart Grid Network Infrastructure

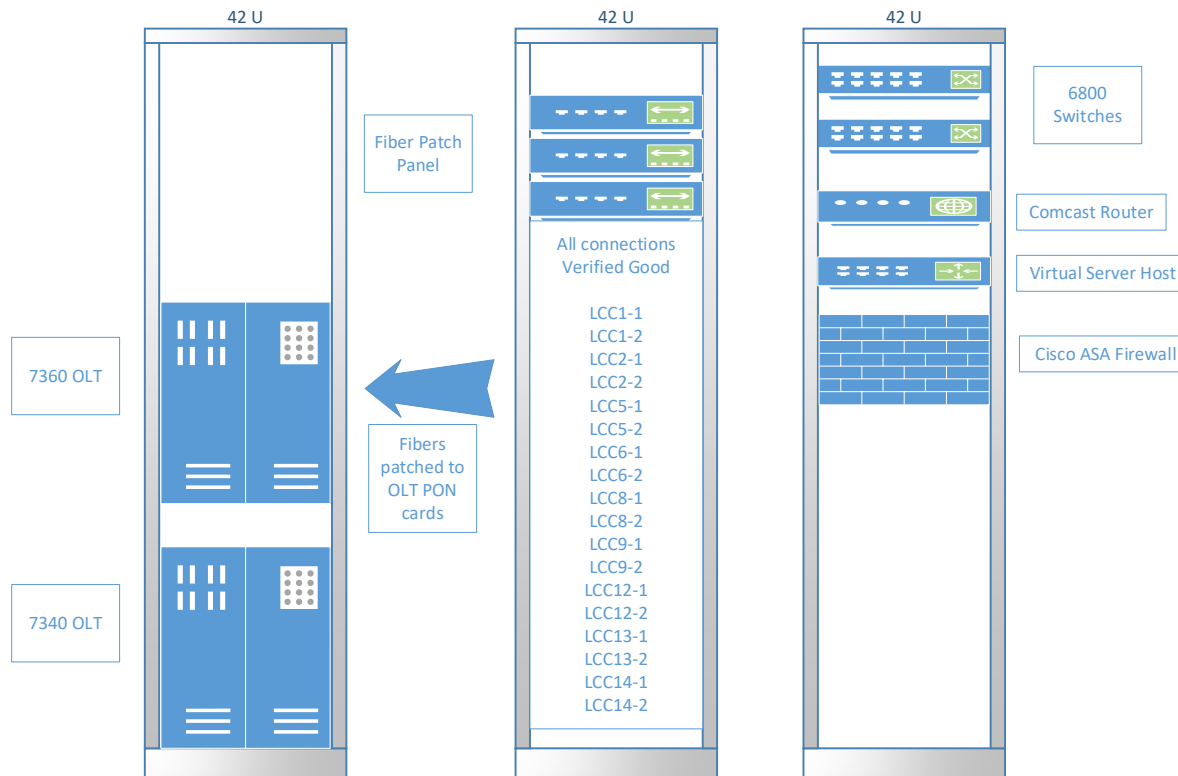


Tantalus Offices:
919.900.8970

Technical Support:
919.335.8109

City of Quincy				
Fiber Project Plan				
March - August 2021				
Objectives	Description	Responsible Party	Deadline	Completed
1	Removal of existing non functional hardware and wiring	Josh	15-Mar	Yes
2	Receipt of new hardware for fiber connectivity	Josh	15-Mar	Yes
3	Rack, stack and mount hardware	Josh	30-Mar	Yes
4	COMcast Internet into Data Center	Josh	30-Mar	Yes
5	Move all unnecessary storage equipment from Data Center	Josh/ James/Bell	30-Mar	Yes
6	Plug cards into the network	James	30-Mar	Yes
7	Paint and finish floors in the Data Center	Josh/ James/Bell	30-Mar	Yes
8	Field testing of connectivity to the PON	Applied ComTek	15-Apr	Yes
9	Order additional fiber to start repairing affected areas	Josh	15-Apr	Yes
10	Receive server cabinet donation from School District	James	15-Apr	Yes
11	Mount & Rack server	Josh/James	15-Apr	30-Apr
12	Install memory and cards in server	James	15-Apr	Yes
13	Remote access to switches for programming	Alcatel Lucent/Josh	15-Apr	Yes
14	Test switches for accuracy	Alcatel Lucent/Josh	15-Apr	30-Apr
15	Power configuration for switches with Electrician	Josh/Utilities	16-Apr	Yes
16	Run fiber cables from fiber cabinets to switch to PON (switch) & Test	Josh/Applied Comtek	16-Apr	Yes
17	Travel to field to connect from cabinets to the PON & test	Josh/Applied Comtek	20-Apr	Yes
18	High Speed Circuit Install from ComCast	ComCast	7-May	
19	Setup of IPSEC tunnel to Tantalus Cloud	James	16-May	
20	Tantalus Cloud Account Setup	Josh/James	6-May	
21	Admin Training of Tantalus software access	Tantalus	16-May	
22	Sample meter readings available	Josh/Tantalus	30-May	
23	Training for finance staff	Josh/Tantalus	30-May	
24	Repair and Testing of fiber in other affected areas	Josh/Applied Comtek	30-Jun	
25	Go LIVE Test - Weekly Reports (Week 1)	Josh	9-Jul	
26	Assessment results of current fiber situation	Josh/Applied Comtek	15-Jul	
27	Go LIVE Test - Weekly Reports Week 2}	Josh	16-Jul	
28	Go LIVE Test - Weekly Reports (Week 3)	Josh	23-Jul	
29	Go LIVE Test - Weekly Reports (Week 4)	Josh	30-Jul	
30	REAL TIME Assessment on Data Reporting	Josh/Tantalus	30-Aug	
31	Update Assessment of fiber damage beyond backbone	Josh/Applied ComTek	30-Aug	
32				
33				
34				
35	Weekly Meetings with all vendors			
36	Alcatel Lucent - E. Wasson (Project Manager)			
37	Nokia - W. Stanley (Project Lead)			
38	HighSpeed Technologies - B. Huml (Project Manager)			
39	Tantalus - J. Leake (Project Manager)			
		Joshua Williams (Project Manager)		

SmartGrid Equipment Layout



► Status:

► Need to make the physical connections to the Nokia OLT and Switches

► Need to make the Comcast Data Connections.

► Need to have Nokia install and configure the AMS Gpon Management system.

► Need to connect the Fibers from the Patch Panel to the OLT Shelf.

► Need to Light the fiber to detect ONT's Functionality.

► Establish the IPSec VPN Tunnel to Tantalas

► 10 Functioning Field Cabinets

► 12 Non-Functioning Cabinets

► Timeline – Phase 1 June 30th

PROCLAMATION

**Honoring the
Honorable Alcee Hastings**

PROCLAMATION

HONORING THE MEMORY OF THE HONORABLE ALCEE L. HASTINGS

WHEREAS, United States Representative Alcee Lamar Hastings (September 5, 1936 – April 6, 2021) was an American politician, civil rights attorney and federal judge. He died at the age of 84; and

WHEREAS, He became the first African American elected to Congress in Florida since the post-Civil War period, served his 15th two-year term in the U.S. House of Representatives for Florida's 23rd congressional district from 1992 to 2013 and Florida's 20th congressional district from 2013 until his death. The 20th district includes most of the majority-black precincts in and around Fort Lauderdale and West Palm Beach; and

WHEREAS, He most recently won his seat with 78.7% of the vote, according to the Florida Department of State; and

WHEREAS, He was born in Altamonte Springs, Florida. He was educated at Howard University in Washington, D.C., and Fisk University in Nashville, Tennessee. He attended Howard University School of Law from 1958 to 1960, and received his Juris Doctor from Florida A&M University College of Law in 1963; and

WHEREAS, He was the son of a maid and a butler who became Florida's first Black federal judge since Reconstruction when former President Jimmy Carter appointed him in 1979; and

WHEREAS, He was the dean of the Florida congressional delegation as the longest-serving member from the Sunshine State; and

WHEREAS, He was known as an advocate for minorities, a defender of Israel and a voice for gays, immigrants, women and the elderly. He held senior posts on the House Rules Committee and the Helsinki Commission, which works with other countries on a variety of multinational issues; and

WHEREAS, President Joe Biden called Hastings "a trailblazing lawyer" whom he admired for his "singular sense of humor, and for always speaking the truth bluntly and without reservation"; and

WHEREAS, President Biden also said, "Alcee was outspoken because he was passionate about helping our nation live up to its full promise for all Americans"; and

WHEREAS, The Honorable Alcee L. Hastings served on the powerful Rules Committee, which determines the conditions under which legislation in the House is considered, and was a commissioner on the Commission of Security and Cooperation in Europe, which monitors and encourages compliance of human rights.

WHEREAS, His family stated. "He lived a life of triumph over adversity and his brilliance and compassion was felt amongst his constituents, colleagues, the nation and the world". "He lived a full life with an indelible fighting spirit dedicated to equal justice," the statement continued. "He believed that progress and change can only be achieved through recognizing and respecting the humanity of mankind. He was never afraid to speak his mind and truly loved serving his constituents and his family. He will be missed dearly but his legacy and fighting spirit lived on"; and

WHEREAS, Outside the courtroom, Congressman Hastings stated, "I speak out because I'm a citizen and I have the interests of a great number people of this country at heart". "I think it's better to have public officials express themselves. I don't think being a judge means I'm neutered"; and

WHEREAS, Dr. Martin Luther King, Jr. said in the 1960s, "We see it outside our windows, in big cities and rural towns, in men and women, young and old, straight Americans and LGBTQ Americans, Blacks who long for equal treatment and whites who can no longer accept freedom for themselves while witnessing the subjugation of their fellow Americans. We see it in everybody doing the hard work of overcoming complacency, of overcoming our own fears and our own prejudices, our own hatreds. You see it in people trying to be better, truer versions of ourselves"; and

WHEREAS, Former President Obama stated, "That's where real courage comes from. Not from turning on each other, but by turning towards one another. Not by sowing hatred and division, but by spreading love and truth. Not by avoiding our responsibilities to create a better America and a better world, but by embracing those responsibilities with joy and perseverance and discovering that in our beloved community, we do not walk alone"; and

WHEREAS, "We are all so lucky to have had him walk with us for a while, and show us the way. God bless you all. God bless America. God bless this soul who pulled it closer to its promise"; and

Dated this 27th Day of April 2021

CITY OF QUINCY, GADSDEN COUNTY, FLORIDA

By: _____
Ronte Harris, Mayor
and Presiding Officer of the City Commission
and City of Quincy, Florida

ATTEST:

By: _____
Janice Shackelford
Clerk of the City of Quincy, Florida and
Clerk of the City Commission

APPROVAL OF MINUTES

Regular Meeting

April 13, 2021

CITY COMMISSION
Tuesday, April 13, 2021
6:00 P.M. (Eastern)

REGULAR MEETING
QUINCY, FLORIDA 32351

CITY COMMISSION VIRTUAL REGULAR MEETING MINUTES

The City of Quincy City Commission met in a regular virtual session via Zoom Communication and Video Conferencing on Tuesday, April 13, 2021, with **Mayor Ronte Harris** presiding and the following Commissioners present:

Mayor Pro Tem Angela G. Sapp
Commissioner Anessa A. Canidate
Commissioner Keith A. Dowdell
Commissioner Freida Bass-Prieto

City Staff and Guests:

Marcia Carty, Acting City Manager and Finance Director
Gary Roberts, City Attorney
Janice Shackelford Clemons, City Clerk
DeCody Fagg, Parks and Recreations Director
Reggie Bell, Public Works Director
Ann Sherman, Director of Human Resources and Customer Service
Anthony Baker, Interim Fire Chief
Dr. Beverly Nash, Grants
Vancheria Perkins, Executive Assistant to the City Manager
Robin Ryals, Utilities Director
Rob Nixon, CRA Manager
Charles Hayes, Procurement Officer
Jim Southerland Sr., WQTN-13 Administrator
James McKenzie, IT Administrator
Robert Mixson, Police Captain
Derrick Butler
Monica Smart-Gainous
David Garcia Jr.

The regular meeting was recorded, televised, and transmitted by way of the City of Quincy's Facebook page, TV Channel (WQTN-13), Zoom Communication, and Video Conferencing. (Note: Digital formatted documents/media are public records.)

• **Called to Order:**

Mayor Harris called the regular meeting to order at 6:00 pm., with the Rev. Robin Ryals providing the Invocation. Mayor Harris led the reciting of the Pledge of Allegiance and requested a roll call.

- **Approval of Agenda**

An Amended Agenda deleting **Item #9, Public Works Land Purchase**, was before the Commission.

Mayor Harris asked the Commission to approve the Amended Agenda.

Mayor Pro Tem Sapp offered a motion to approve the Amended Agenda as printed.

Commissioner Canidate seconded the motion.

Commissioner	Vote
Commissioner Bass-Prieto	Yes
Commissioner Dowdell	Yes
Commissioner Canidate	Yes
Mayor Pro Tem Sapp	Yes
Mayor Harris	Yes

The Motion carried 5 to 0.

Proclamations

1. Proclamations Honoring National Public Safety Telecommunicator Week
 - Mayor Ronte Harris, District 3

Summary of the Discussion with Staff and the Commission

Mayor Harris read the proclamation honoring and commending Quincy's Police Department Communications Division for National Public Safety Telecommunicator Week.

Mayor Harris thanked 911 dispatchers for all they do to ensure the safety and well-being of the people of Quincy and the State of Florida and extended best wishes for a very successful future.

Captain Mixon accepted the proclamation and thanked the Mayor and Commissioners.

Items for Consent by the Commission

2. Approval of Minutes of the March 23, 2021, Regular Meeting
 - Janice Shackelford-Clemons, City Clerk
3. Approval of Minutes of the April 2, 2021, Special Meeting
 - Janice Shackelford-Clemons, City Clerk
4. Joyland Status Update Report
 - Marcia Carty, Acting City Manager

- Robert Nixon, CRA Manager
- 5. Police Department Workload Solutions
 - Marcia Carty, Acting City Manager
 - Robert Nixon, Police Captain
- 6. Cathodic Protection and Ground Bed Emergency Replacement
 - Marcia Carty, Acting City Manager
 - Robin Ryals, Utilities Director
- 7. Request to Purchase SCBA - Air packs
 - Marcia Carty, Acting City Manager
 - Anthony Baker, Interim Fire Chief
- 8. Continuation of Grant Between BRACE/AmeriCorps/VISTA with the City of Quincy
 - Marcia Carty, Acting City Manager
 - Beverly Nash, Grant Writer
- 9. Public Works Land Purchase
 - Marcia Carty, Acting City Manager
 - Reggie Bell, Public Works Director
 - Gary Roberts, City Attorney

Summary of the Discussion by Staff and the Commission.

Item #1: Amended Agenda - Items for Consent by the Commission

Mayor Harris asked for the will and pleasure of the Commission.

Commissioner Bass-Prieto stated that she would like to pull, for discussion, items #2, Approval of the Minutes of March 23, 2021, #4, Joyland Status Update Report, and #5 Police Department Workload Solutions.

Commissioner Dowdell stated that he would like to pull the Commission's entire consent items for discussion.

Mayor Pro Tem Sapp stated that, when the Commission is given voting options, items should not be placed on a consent agenda.

Mayor Pro Tem Sapp offered a motion to pull all of the items from the consent agenda for discussion.

Commissioner Bass-Prieto seconded the motion.

Commissioner	Vote
Commissioner Bass-Prieto	Yes
Commissioner Dowdell	Yes
Commissioner Canidate	Yes
Mayor Pro Tem Sapp	Yes

Mayor Harris	Yes
--------------	-----

The motion carried 5 to 0.

Item #2: Approval of Minutes of the March 23, 2021, Regular Meeting

Commissioner Bass-Prieto stated that, on page seven of the March 23, 2021, minutes under her comments, should read USDA World Development Home Repair instead of World Home Direct Repair.

With no further discussion, Mayor Harris asked for the will and pleasure of the Commission.

Commissioner Bass-Prieto offered a motion to approve agenda item #2, Approval of Minutes of March 23, 2021, Regular Meeting, with corrections.

Mayor Pro Tem Sapp seconded the motion.

Commissioner	Vote
Commissioner Bass-Prieto	Yes
Commissioner Dowdell	Yes
Commissioner Canidate	Yes
Mayor Pro Tem Sapp	Yes
Mayor Harris	Yes

The motion carried 5 to 0.

Item #3: Approval of Minutes of the April 2, 2021, Special Meeting

Commissioner Bass-Prieto offered a motion to approve agenda item #3, Approval of Minutes of April 2, 2021, Special Meeting.

Commissioner Dowdell seconded the motion.

Commissioner	Vote
Commissioner Bass-Prieto	Yes
Commissioner Dowdell	Yes
Commissioner Canidate	Yes
Mayor Pro Tem Sapp	Yes
Mayor Harris	Yes

The motion carried 5 to 0.

Item #4: Joyland Status Update Report

Mayor Pro Tem Sapp stated that many residents were upset because of the flyer placed at their doors and not having a town hall meeting first.

Mayor Pro Tem Sapp stated that she would like for Robert Nixon to meet with the Joyland residents to iron out their concerns and bring a resolution to the Commission.

Mayor Pro Tem Sapp referenced the June 23, 2021 minutes, where the City Manager stated that a meeting would occur with the residents regarding plans on integration and pricing as City customers.

Mayor Pro Tem Sapp offered a motion for CRA Manager Robert Nixon and staff to host a town hall meeting with the residents or their representative(s) of Joyland for the purpose of integration and pricing structure for City customers and bring back a resolution to the Commission.

Commissioner Canidate seconded the motion.

Commissioner Bass-Prieto stated that, when the resolution comes back before the Commission, she'd like to see actual numbers instead of approximations.

Commissioner Bass-Prieto stated that the \$30 a month surcharge is a lot of money.

Commissioner Dowdell stated that the ball was dropped.

Commissioner Dowdell stated that he voted to purchase the water system, and nothing else, was discussed with these residents.

Commissioner Dowdell stated that an error had occurred.

Commissioner Bass-Prieto stated that an acquisition policy would help to dictate the necessary steps.

Mayor Harris stated that we have shown the Joyland customers poor customer service.

Mayor Harris stated that we need to eat the mistake we made.

With no further discussion, the Mayor called for the question.

Commissioner	Vote
Commissioner Bass-Prieto	Yes
Commissioner Dowdell	Yes
Commissioner Canidate	Yes
Mayor Pro Tem Sapp	Yes
Mayor Harris	No

The motion carried 4 to 1.

Item #5: Police Department Workload Solutions

Captain Mixon stated that, currently, the department has a total of 22 police officers.

Captain Mixon stated that five positions were vacant.

Captain Mixon stated that the department is concerned with having only 12 patrol officers.

Captain Mixon stated that, of the 12 patrol officers, six are trainees, paired with sworn officers, left are just six sworn officers.

Captain Mixon's viable solutions are:

- Five percent salary increases across the board to assist in retention and recruitment.
- Look for possible candidates living in Gadsden County and the City of Quincy.
- Enroll the City in FRS.
- Provide tuition assistance for individuals entering into the Law Enforcement Academy.

Captain Mixon stated that 10 officers had left QPD since December 2020.

Mayor Harris thanked Captain Mixon for the presentation.

Commissioner Bass-Prieto stated that there was a lot of overtime in the department.

Commissioner Bass-Prieto stated that having only six sworn patrol officers is difficult for the department, and the officers are working a lot of overtime.

Commissioner Bass-Prieto stated that police officers contribute seven percent of their salaries towards their pensions.

Commissioner Bass-Prieto stated that police officers' salaries are less than what they were a few months ago.

Commissioner Bass-Prieto stated that a workshop would be better for this agenda item.

Commissioner Bass-Prieto stated that a PBA contract was coming up.

Commissioner Dowdell questioned whether or not this was a bargaining issue.

Commissioner Dowdell stated that an issue with police officers is take-home cars.

City Attorney Gary Roberts stated that he would look into the bargaining issue.

Mayor Harris agreed that this item should be taken up in a workshop.

Mayor Harris asked Acting City Manager Marcia Carty to come up with dates to conduct this workshop.

Mayor Harris thanked Captain Mixon for the presentation.

Item #6: Cathodic Protection and Ground Bed Emergency Replacement

Utilities Director Robin Ryals stated that, in early March, City Natural Gas Department discovered a decrease in DC Voltage and amperage on the City's gas system.

Utilities Director Robin Ryals stated that this was a mandatory compliance issue.

Utilities Director Robin Ryals stated that Mr. James Taylor, a corrosion control specialist with Southern Cathodic Protection, confirmed the need to replace the Sacrificial Anodes with a new system upgrade, including replacing a 30-plus year rectifier.

Utilities Director Robin Ryals stated that Southern Cathodic Protection needs to complete soil resistance tests and install new components to restore Federal and State compliance with the City of Quincy's Gas System.

Utilities Director Robin Ryals stated that the cost is \$23,338.00.

Mayor Harris thanked Utilities Director Robin Ryals for the presentation.

With no further discussion, Mayor Harris asked for the will and pleasure of the Commission.

Commissioner Bass-Prieto offered a motion to approve the request for Southern Cathodic Protection to replace the faulty corrosion system for \$23,338.00.

Mayor Pro Tem Sapp seconded the motion.

Commissioner	Vote
Commissioner Bass-Prieto	Yes
Commissioner Dowdell	Yes
Commissioner Canidate	Yes
Mayor Pro Tem Sapp	Yes
Mayor Harris	Yes

The motion carried 5 to 0.

Item #7: Request to Purchase SCBA-Air packs

Interim Fire Chief Anthony Baker stated that, during an inventory of the Fire Department's SCBA Air Packs, it was discovered that 10 of the units were out of compliance.

Interim Fire Chief Baker stated that SCBA Air Packs are vital for the staff to do their jobs.

Interim Fire Chief Baker stated that refurbished SCBA Air packs have a life expectancy of seven to ten years.

With no further discussion, Mayor Harris asked for the will and pleasure of the Commission.

Mayor Pro Tem Sapp offered a motion to authorize the Fire Department to purchase 10 refurbished SCBA Air pack units from SCBA Sales & Rentals, LLC.

Commissioner Bass-Prieto seconded the motion.

Commissioner	Vote
Commissioner Bass-Prieto	Yes
Commissioner Dowdell	Yes

Commissioner Canidate	Yes
Mayor Pro Tem Sapp	Yes
Mayor Harris	Yes

The motion carried 5 to 0.

Item #8: Continuation of Grant Between BRACE/AmeriCorps/VISTA with the City Of Quincy.

Acting City Manager Marcia Carty stated that this program operates under a grant.

Acting City Manager Marcia Carty stated that Mr. Hunter Harris provided services from July 20, 2020 through July 19, 2021.

Acting City Manager Marcia Carty stated that this program was at no cost to the City.

Acting City Manager Marcia Carty stated that Mr. Harris did an outstanding job during the first year.

Acting City Manager Marcia Carty stated that the organizations have recommended a second year for Quincy.

Acting City Manager Marcia Carty stated that, to extend this partnership, the City of Quincy must agree to a match/shared cost of \$6,500.00.

Acting City Manager Marcia Carty stated that the \$6,500.00 is to cover Mr. Harris's training.

With there being no further discussion, Mayor Harris asked for the will and pleasure of the Commission.

Commissioner Dowdell offered a motion to approve the continuation of service by Mr. Hunter Harris in partnership with AmeriCorps BRACE/VISTA and authorize the Mayor and/or City Manager and/or Acting City Manager to sign the 2nd year volunteer position (federally-funded grant) and Memorandum of Understanding (MOU).

Commissioner Mayor Pro Tem Sapp seconded the motion.

Commissioner	Vote
Commissioner Bass-Prieto	Yes
Commissioner Dowdell	Yes
Commissioner Canidate	Yes
Mayor Pro Tem Sapp	Yes
Mayor Harris	Yes

The motion carried 5 to 0.

Public Hearings and Ordinances as Scheduled or Agendaed

None

Public Opportunity to Speak on Commission Propositions – (Pursuant to Sec. 286.0114, Fla. Stat. and subject to the limitations of Sec. 286.0114(3)(a), Fla. Stat)

None

Resolutions

None

Reports, Requests, and Communications by the City Manager

10. Re-Opening the City – Gadsden County Resolution No. 2021-17
 - Marcia Carty, Acting City Manager
 - Mayor Ronte Harris, District 3
11. Cinco De Mayo by Friends of Tanyard Creek
 - Marcia Carty, Acting City Manager
 - Charles Hayes, Interim Planning Director
12. Request to Use Quincy Business Park
 - Marcia Carty, Acting City Manager
 - Charles Hayes, Interim Planning Director
 - DeCody Fagg, Parks and Recreation Director
13. Request for Variance of Local Alcohol Sales Ordinance
 - Marcia Carty, Acting City Manager
 - Robert Nixon, CRA Manager

Summary of the Discussion by Staff and the Commission.

Item #10: Re-Opening the City – Gadsden County Resolution No. 2021-17.

Parks and Recreations Director DeCody Fagg stated that his department is losing many children to other agencies.

Parks and Recreations Director DeCody Fagg stated that parents are posting pictures of their children participating in other activities on Facebook.

Parks and Recreations Director DeCody Fagg stated that we need our children back home participating in activities around Quincy.

Parks and Recreations Director DeCody Fagg stated that he has received calls from parents asking when Parks and Recreation will re-open.

Parks and Recreations Director DeCody Fagg stated that the City is losing money.

Procurement Officer Charles Hayes stated that he agrees with Parks and Recreation Director DeCody Fagg that the City is losing revenue.

Procurement Officer Charles Hayes gave an example of Tanyard Creek, built to host events and bring revenue to the City.

Procurement Officer Charles Hayes stated that opening the Parks and Recreation Department, while maintaining the CDC guidelines, would help provide an economic boost.

Mayor Harris thanked Acting City Manager Marcia Carty for the detailed re-opening plan.

Mayor Harris stated that others are re-opening around us.

Mayor Harris asked would taking payments inside be a part of the re-opening.

Acting City Manager Marcia Carty stated that staff would move at the direction of the Commission.

Mayor Pro Tem Sapp stated that she likes the re-opening plan, but it would affect the following two agenda items.

Commissioner Canidate stated that she would like to see Parks and Recreation open for the entire population.

With no further discussion, Mayor Harris asked what for the will and pleasure of the Commission.

Commissioner Dowdell offered a motion to direct the Acting City Manager to revise the City's re-opening plan based on the CDC Guidelines, Governor Executive Order, and Mask Requirements.

Mayor Pro Tem Sapp seconded the motion.

Commissioner	Vote
Commissioner Bass-Prieto	Yes
Commissioner Dowdell	Yes
Commissioner Canidate	Yes
Mayor Pro Tem Sapp	Yes
Mayor Harris	Yes

The motion carried 5 to 0.

Item #11: Cinco De Mayo by Friends of Tanyard Creek

Interim Planning Director Charles Hayes stated that City Manager Jack L. McLean Jr. met with Mrs. Monica Smart-Gainous to discuss the organizing of Friends of Tanyard Creek.

Interim Planning Director Charles Hayes stated that, during the discussion, City Manager Jack L. McLean Jr. asked Mrs. Smart-Gainous to assemble a diverse group of local individuals to serve on this committee.

Interim Planning Director Charles Hayes stated that it was also discussed that the Friends of Tanyard Creek create a model similar to Main Street (a non-profit organization (501(3)c).

Interim Planning Director Charles Hayes stated that, given the discussion, the staff recommends that the friends of Tanyard Creek be allowed to utilize Tanyard Creek on May 8, to host a Cinco De Mayo event.

Mayor Pro Tem Sapp stated that the Cinco De Mayo past event was one of the best family gatherings ever.

Commissioner Bass-Prieto asked Mr. Hayes to elaborate on the activities planned.

Interim Planning Director Charles Hayes stated that committee member David Garcia was sitting in his office and invited him to speak on this subject matter.

Mayor Pro Tem Sapp stated that Tanyard Creek is a significant part of her district and that the opening needs to be done correctly.

Commissioner Dowdell stated that the Commission was not brief on this item before today.

Commissioner Bass-Prieto stated that the Friends of Tanyard Creek should be separated from the Cinco De Mayo event.

David Garcia confirmed that the Mexican community is involved in the event.

David Garcia stated that he's able to work with any time frame to start the event.

David Garcia stated that he's trying to make the event free.

David Garcia stated that the event would be family-friendly.

Mayor Pro Tem Sapp brought up parking.

Mayor Pro Tem Sapp stated that the re-opening plans say no gatherings of 50 persons or more.

Mayor Harris stated that there needs to be a plan for the Cinco De Mayo event brought before the Commission within a week.

Mayor Pro Tem stated that part of the re-opening plan should be to encourage the public to become vaccinated.

Item #12: Request to Use Quincy Business Park.

Parks and Recreation Director DeCody Fagg stated that this request is from Mr. Derrick Butler to use/rent the City of Quincy Business Park for a custom car and bike expo.

Parks and Recreation Director DeCody Fagg stated that this event was approved last year before the pandemic.

Mayor Pro Tem Sapp thanked Mr. Butler for his patience and stated that the event is contingent upon the re-opening plans.

Mayor Pro Tem Sapp stated that area is volatile due to the recent nightclub shootings.

Mayor Pro Tem Sapp stated that the Commission must be mindful of the activity in that area.

Mayor Pro Tem Sapp stated that the Commission could not afford to stretch the police department.

Derrick Butler stated that he would be utilizing countywide police departments as he has done in the past.

Derrick Butler stated that he's not in a rush to have the event.

Mayor Harris thanked Parks and Recreation Director DeCody Fagg and Mr. Derrick Butler for the presentation.

Item #13: Request for Variance of Local Alcohol Sales Ordinance

CRA Manager Robert Nixon stated that a City of Quincy business owner stated that he had several inquiries from prospective sports bars interested in his location.

CRA Manager Robert Nixon stated the local ordinance prohibits the sale of hard liquor and other alcoholic beverages by non-restaurant businesses.

CRA Manager Robert Nixon stated that this is because of proximity to churches, daycares, or the courthouses, unless grandfathered in. New businesses like lounges or sports bars are unable to locate in the Quincy Downtown District.

CRA Manager Robert Nixon stated that QCRA, downtown business and property owners, increase investments to revitalize the local economy by recruiting new businesses, coordinating public events, and attracting tourists to the City.

CRA Manager Robert Nixon stated that there is a renewed demand that authorized special events coordinated for the benefit be allowed to sell alcohol during these special events.

CRA Manager Robert Nixon stated that a revision to the local alcohol sales ordinance would allow organized private or non-profit entities to sell liquor and alcoholic beverages once successfully secured approval from the City to hold these special events in the downtown district.

Commissioner Bass-Prieto suggested taking this matter up in a workshop and getting the citizens involved.

Commissioner Bass-Prieto stated that she does not have a problem serving alcohol during special events.

Commissioner Bass-Prieto stated that she does not have a problem with sports bars serving food and alcohol.

Commissioner Dowdell stated that Downtown Quincy will not revitalize itself without help.

CRA Manager Robert Nixon stated that, in the past, when shows were held at the theater downtown, people were looking for somewhere to go afterward for dinner or just to hang out.

CRA Manager Robert Nixon stated, with no place opened in Downtown Quincy, individuals would drive to Tallahassee for food and drinks.

Mayor Pro Tem Sapp stated that something needs to be done to revitalize downtown.

Mayor Pro Tem Sapp stated that people love to eat.

Commissioner Dowdell offered a motion to authorize staff to proceed with revising local ordinances governing alcohol sales to permit the sale of hard liquor and other alcoholic beverages within the nine-block area of Downtown Quincy by legitimate businesses entities and authorized special events.

Mayor Pro Tem Sapp seconded the motion.

Sapp seconded the motion.

Commissioner	Vote
Commissioner Bass-Prieto	No
Commissioner Dowdell	Yes
Commissioner Canidate	Yes
Mayor Pro Tem Sapp	Yes
Mayor Harris	Yes

The motion carried 4 to 1.

Reports by Boards and Committees

None

Other Items Requested to Be Agendaed by Commission Member(s), the City Manager, and Other City Officials

Comments

- City Manager

Acting City Manager Marcia Carty

- Thanked all directors for their support.
- Thanked Mr. Southerland for setting up a TV show entitled “Quincy at Work, The Good News.”
- Stated that the Salvation Army opened its doors at the NetQuincy Building.
- Stated that Fiber Optic deadlines are being met.

- Stated that the transformers are here.
- Stated that \$23,000 was received back from a lease on a police car.
- Chief Sapp's Retirement Celebration will be held on April 19.
- Stated that progress is being made on the website.
- Stated that improvements on the security system is being finalized.

City Clerk Janice Shackelford

None

City Attorney Gary Roberts

- None

Commission

Commissioner Bass-Prieto

- Thanked the police department for added traffic enforcement on King Street.
- Thanked Public Works for all the clean-up in District 4.
- Stated that drivers should consider others safety when driving.
- Stated that there are reasons that the speed limits are 25 mph.
- Stated that slowing down saves lives.

Commissioner Dowdell

- Asked how much the security system cost that's being installed at City Hall.
- Asked about completion of the audit.
- Asked about the status of his public records request.
- Stated that he would like to review bank statements.

Commissioner Canidate

- Stated that police officers should make it a point when seeing residents out in the yard to stop and say hello; this would gain mutual trust with the community and law enforcement.

Mayor Pro Tem Sapp

- Requested a speed hump on 2nd and 9th Street.
- Requested a Children-at-Play sign.
- Concerned about the traffic around Sonic Restaurant.

Mayor Harris

- Reiterated concerns about the traffic around Sonic Restaurant.

Comments from the Audience

None

The adjournment was motioned by Mayor Harris and seconded by Mayor Pro Tem Sapp at 8:45 pm.

Please Note: The City Commission places the official copies of Commission Meeting Minutes on file with the City Clerk's Office upon approval.
Submitted by Janice Shackelford Clemons, City Clerk

APPROVED:

Ronte Harris, Mayor, and Presiding
Officer of the City Commission and
of the City of Quincy, Florida

ATTEST:

Janice Shackelford Clemons, City Clerk per
Clerk of the of Quincy, Florida
Clerk of the City Commission thereof

Human Resources

Monthly Reports

HUMAN REOSOURCES
MONTHLY REPORT
March 17, 2021– April 20, 2021

NEW HIRES

Name	Department	Ethnicity	Gender
JaMichael Moya	Public Works	B	M
Eric Walker	Parks & Recreation	B	M

PROMOTIONS

	Department	Ethnicity	Gender

RESIGNATIONS

Name	Department	Ethnicity	Gender

TERMINATIONS

Name	Department	Ethnicity	
Cody Foss	Utilities	W	M
Demarcus Wood	Utilities	B	M

RETIREMENT

Name	Department	Ethnicity	Gender
Chief Glenn Sapp	Police	B	M

CUSTOMER SERVICE

Monthly Reports

**CUSTOMER SERVICE
MONTHLY REPORT
March 17, 2020 – April 21, 2021**

New Accounts

Account #	Address	Ethnicity	Gender
3495016	41 Lillian Springs Rd	H	M
3372013	2045 Osceola St	B	M
1744017	403 W Crawford St	H	F
1540023	1600 W Jefferson St	-	-
8210016	Arbor Crest Apt. 2109	B	F
630016	14 W Jefferson St	H	M
6735016	Arbor Crest Apt 1305	B	F
570014	112 E Washington St	-	-
5520009	15 W Jefferson St Suite B	B	F
3312017	1748 MLK Jr Blvd	H	F
8246015	64 N Cleveland St Apt 2314	-	-
4746008	410 5 TH St	B	F
5667015	635 Strong Rd Apt 17	B	F
4470017	Gadsden Arms Apt 24	B	F
8215008	Arbor Crest Apt 2114	B	F
117018	109 S Chalk St	H	M
314026	315 McArthur St	B	F
2561028	122 N Cleveland St Apt 13-A	B	F
4670034	Parkview Gardens Apt R- 236	B	F
5268009	Greenwood Terrace Apt E-232	B	M
439013	420 N Madison St	B	F
1388033	105 N 9 th St Apt 4	B	M
974017	819 Myrtle Ave	W	F
8239016	Arbor Crest Apt 2307	-	-
8219014	Arbor Crest Apt 2207	-	-
8223005	Arbor Crest Apt 2203	-	-
8227009	Arbor Crest Apt 2210	-	-
8132018	Arbor Crest Apt 1311	-	-
4879017	402 Attapulugus Hwy	B	M
1418022	501 W Washington St	H	M
1735022	103 Ward St	B	F
4916016	1333 E Jefferson St Lot 31	H	F

1118024	803 W. Magnolia Dr	B	M
2508013	610 5TH St	B	M
6689015	64 N Cleveland St Apt 1319	B	F
5475010	6692 Ben Bostic Rd	B	M
5321013	517 Williams St	B	F
5426003	96 Geneva Circle	B	F
2545034	122 N Cleveland St	-	-
4688014	315 W Clark St	B	F
2926020	221 Dupont Ave	B	M
1734022	416 W Crawford St	W	F
1643013	1811 Florida Ave	-	-
5733008	635 Strong Rd Apt 73	B	F
4329012	24766 Blue Star Hwy	B	F
1350020	1008 W Franklin St	W	F
1859026	920 W Clark St	B	F
3439013	36 N Shelfer St	H	F
5126025	47 N Cone St Apt 1	B	F
6024017	549 Williams St Apt B	B	M
449017	448 Madison St	B	M
8231016	Arbor Crest Apt 2214	B	F
4605026	Parkview Gardens Apt K-143	B	M
610022	12 W Washington St	H	F
742013	318 North St	H	F
5152015	25 Earnest St	B	F
5045028	723 W Washington St	B	F
4884018	Parkview Gardens Apt L-150	B	F
1409012	615 W Franklin St	W	M
5028004	799 S Pat Thomas Pkwy	B	F
2178013	432 S Cone St	B	M
273013	211 S Shadow St	B	F
2905042	761 S Adams St	H	F
1759013	113 W Jefferson St	-	-
3261002	1880 Pat Thomas Pkwy	-	-
8574002	711 3RD St	B	F
5220016	500 S Barack Obama Blvd	B	F
5132016	208 Johnson St	B	F
5879026	181 Del Rio Dr	B	F
8206021	Arbor Crest Apt 2105	-	-
6723014	Arbor Crest Apt 1205	-	-

8216006	Arbor Crest Apt 2115	-	-
5043022	122 N Cleveland St Apt 11A	-	-
5404011	2215 W Jefferson St Lot 14	H	F
8223006	Arbor Crest Apt 2203	B	F
3268023	110 Sarges Ln	B	M
5668009	635 Strong Rd Apt 18	B	F
6692014	Arbor Crest Apt 1119	B	F
3437023	24 N Shelfer St	W	M
1180024	1115 W King St	W	M
2097012	1632 Smith St	B	F
485013	123 S Duval St	B	F
8362003	217 Stanley St	B	F
5582014	1618 Elm St Apt B	B	F
2993022	112 Collins St	B	F
8132019	Arbor Crest Apt 1311	B	F
2547017	122 N Cleveland St Apt 5-B	-	-
2540034	122 N Cleveland St Apt 2A	B	F
2941013	761 S Madison St	H	M
1122016	1111 S Madison Dr	H	F
Total: 90			

Closed Accounts

Account #	Address	Ethnicity	Gender
1540022	1600 W Jefferson St	-	-
630015	14 W Jefferson St	W	M
570013	112 E Washington St	-	-
4470016	Gadsden Arms Apt 24	-	-
8216005	Arbor Crest Apt 2115	B	M
314025	315 McArthur St	B	M
4670033	Parkview Gardens Apt R- 236	-	-
5268008	Greenwood Terrace Apt E-232	-	-
1388032	105 N 9th St Apt 4	W	M
974016	819 Myrtle Ave	B	F
1418021	501 W Washington St	W	M
1735021	103 Ward St	B	F
2545033	122 N Cleveland St Apt 4-B	B	F
9997007	1181 Joe Adams Rd	B	F
4879016	402 Attapulugus Hwy	B	M

5109009	640 Circle Dr	B	M
78570001	130 N Virginia St	-	-
273012	211 S Shadow St	B	F
57430010	635 Strong Rd Apt 82	B	F
5410007	542 N Adams St	B	F
8132017	Arbor Crest Apt 1311	B	F
1118023	803 W Magnolia Dr	B	F
2485015	511 S Key St	B	M
2508012	610 5 th St	B	F
6689014	64 N Cleveland St Apt 1319	-	-
5321012	517 Williams St	B	M
4688013	315 W Clark St	B	M
2926019	221 Dupont Ave	W	F
1743021	416 W Crawford St	W	M
1643012	1811 Florida Ave	-	-
3439012	36 N Shelfer St	H	M
5126025	47 N Cone St Apt 1	B	M
8231015	Arbor Crest Apt 2214	-	-
4605025	Parkview Gardens Apt K-143	-	-
5152014	25 Earnest St	B	M
5045027	723 W Washington St	B	F
4884017	Parkview Gardens Apt L-150	-	-
1409011	615 W Franklin St	W	F
1759012	113 W Jefferson St	-	-
3261001	1880 Pat Thomas Pkwy	-	-
5220015	500 S Barack Obama Blvd	-	-
5132015	208 Johnson St	B	F
5879025	181 Del Rio Dr	B	F
5043021	122 N Cleveland St Apt 11A	B	F
8223005	Arbor Crest Apt 2203	-	-
3437022	24 N Shelfer St	H	F
1180023	1115 W King St	W	M
2097011	1632 Smith St	B	F
5582013	1618 Elm St Apt B	B	F
2993021	112 Collins St	B	M
2547016	122 N Cleveland St Apt 5-B	B	F
481022	215 S Duval St	B	F
3612019	2215 W Jefferson St Lot 21	H	M
5285008	200 Greenwood Cir 215	B	M

4518021	Gadsden Arms Apt 46	B	F
8132018	Arbor Crest Apt 1311	-	-
2941012	761 S Madison St	W	M
6511003	417 6 th St	B	F
3653017	2215 W Jefferson St Lot 57	H	B
6047007	24140 Blue Star Hwy	B	F
566411	635 Strong Rd Apt 15	B	F
2905041	761 S Adams St	H	M
6723013	Arbor Crest Apt 1205	B	F
485012	123 S Duval St	B	M
4426034	1333 E Jefferson St Lot 7	H	B
485012	123 S Duval St	W	M
2922012	201 Dupont Ave	B	F
8206020	Arbor Crest Apt 2105	B	F
6692013	Arbor Crest Apt 1119	B	F
6003002	252 Geneva Cir	-	-
5269009	200 Greenwood Cir Apt 234	B	F
2540030	122 N Cleveland St Apt 2A	-	-
2941012	761 S Madison St	W	M
1122015	1111 S Madison Dr	H	W
Total: 74			

Fresh Start Program

Account #	Address	Ethnicity	Gender
5321013	517 Williams St	B	F

Jump Start Program

Account #	Address	Ethnicity	Gender
742013	318 North St	H	F

First Time Home Buyers

Account #	Address	Ethnicity	Gender

Monthly Cash Reports

Month	Cash	Checks	Point & Pay	Totals
January	\$285,933.16	\$694,896.00	\$147,862.92	\$1,128,692.08
February	\$251,641.24	\$1,135,533.40	\$122,734.66	\$1,509,909.30
March	\$273,497.31	\$948,916.60	\$172,688.22	\$1,395,102.13

Monthly Extensions

Date	Account #	Address
3/17/2021	2118011	638 Holland St
3/17/2021	4538015	Gadsden Arms
3/18/2021	2212011	416 Thomas St
3/19/2021	3197015	605 Hogan Ln
3/22/2021	4723013	619 5 TH St
3/25/2021	56670458	524 Williams St
3/26/2021	5507024	B W Roberts St
3/26/2021	4126015	933 Strong Rd Apt 3
3/30/2021	2193028	519 Thomas St
3/30/2021	712014	52 Dezell St
3/30/2021	112014	240 N Chalk St
3/30/2021	2238013	512 S Cleveland St
4/1/2021	4111016	944 Strong Rd Apt 25
4/1/2021	2057012	530 Lincoln St
4/5/2021	276014	527 B W Roberts St
4/5/2021	2158011	1808 Elm St
4/6/2021	2212011	416 Thomas St
4/6/2021	4506022	427 S Stewart St Apt 51
4/7/2021	4828016	1023 4 TH St
4/7/2021	3440012	44 N Shelfer St
4/8/2021	8565001	100 Hillside Dr
4/9/2021	4525020	427 S Stewart St Apt 61
4/9/2021	6328007	405 Strong Rd Apt 3b
4/12/2021	2921014	839 Sikes St
4/12/2021	8195003	130 Gray Ave
4/12/2021	3752028	37 Carroll Hopkins
4/12/2021	4519019	427 S Stewart St Apt 47
4/12/2021	2962011	781 S Duval St
4/12/2021	4547024	427 S Stewart St Apt 65
4/12/2021	2868017	248 Cheeseborough Ave

4/13/2021	4712013	1513 Stevens St
4/13/2021	6603002	866 Arlington Cir
4/13/2021	3295013	1270 Pat Thomas Pkwy
4/13/2021	3398012	2028 Flagler St
4/13/2021	4556022	427 S Stewart St Apt 90
4/14/2021	2795018	846 S Cleveland St
4/14/2021	5219005	905 Sikes St
4/15/2021	3555014	215 Macon St
4/16/2021	6514003	804 Arlington Cir
4/16/2021	4581025	Parkview Gardens Apt L-148
4/19/2021	4566020	Parkview Gardens Apt A-103
4/19/2021	3752028	37 Carrol Hopkins Ln
4/20/2021	6119010	1465 High Bridge Rd
Total: 43		

POLICE DEPT

Monthly Reports

Quincy Police Department
Monthly Traffic Enforcement Report
March 2021

For the month of March 2021, the Quincy Police
Department reports:

Citations

12

Warnings

65

Quincy Police Department
Monthly Traffic Enforcement Report
March 2021

District 1

VIOLATION	DATE	LOCATION	WARNING	CITATION
Unlawful Speed				
Unlawful Speed	03/02/2021	MLK BLVD/Shelfer St	X	
Unlawful Speed	03/03/2021	Leisure Park/Atlanta St	X	
Unlawful Speed	03/13/2021	MLK BLVD/S Virginia St	X	
Unlawful speed	03/25/2021	MLK BLVD/Willie Ruth St	X	
Unlawful speed	03/26/2021	Hamilton/ Barack Obama	X	
Unlawful speed	03/29/2021	MLK BLVD/Pat Thomas PKWY		X
Unlawful speed	03/30/2021	Centennial Bank/Pat Thomas PKWY	X	
Aggressive Driving				
Reckless Driving	03/13/2021	Pat Thomas PKWY/Brumby St	X	
DUI				
Other Moving Infractions				
Failure to maintain lane	03/17/2021	Pat Thomas PKWY/Cox Ln	X	
No Headlight	03/05/2021	W Jefferson St/Cleveland St	X	
Failure to maintain lane	03/30/2021	Crawford St/Pat Thomas Pkwy		X
Viol Traffic Control Device	03/02/2021	Pat Thomas Pkwy/MLK BLVD	X	
Non-Moving Infractions				
Stop Sign Viol	03/03/2021	Shelter St/MLK BLVD	X	
Stop Sign Viol	03/10/2021	Hinson Oil Company/MLK BLVD	X	
Stop Sign Viol	03/11/2021	Cleveland/Elm	X	
No seat belt	03/18/2021	Centennial Bank/Pat Thomas PKWY	X	
No seat belt	03/18/2021	Hinson Oil Co/MLK BLVD	X	
Stop Sign Viol	03/19/2021	MLK/Frierson Rd	X	
No tag	03/22/2021	KFC/W Jefferson St	X	
Stop sign Viol	03/24/2021	Atlanta St/MLK BLVD	X	
No tag	03/24/2021	Pat Thomas PKWY		X

Quincy Police Department
Monthly Traffic Enforcement Report
March 2021

District 2

VIOLATION	DATE	LOCATION	WARNING	CITATION
Unlawful Speed				
Unlawful Speed	03/01/2021	Pat Thomas Pkwy/Cox Ln	X	
Unlawful speed	03/19/2021	Clark/ Stewart St		X
Unlawful speed	03/25/2021	Dollar General/W Jefferson St	X	
Unlawful speed	03/25/2021	Crawford St/Stewart St	X	
Unlawful speed	03/25/2021	Jefferson St/Stewart St	X	
Aggressive Driving				
DUI				
Other Moving Infractions				
Viol of Right way	03/17/2021	MLK BLVD/9 th St	X	
Stop Sign Viol	03/02/2021	MLK BLVD/Camilla Drive	X	
Red Light Viol	03/10/2021	Crawford St/Madison St	X	
Stop Sign Viol	03/19/2021	MLK BLVD/Steward St	X	
Non-Moving Infractions				

Quincy Police Department
Monthly Traffic Enforcement Report
March 2021

District 3

VIOLATION	DATE	LOCATION	WARNING	CITATION
Unlawful Speed				
Unlawful speed	03/09/2021	Jefferson St/GFA Dr	X	
Unlawful speed	03/12/2021	9 th Street	X	
Unlawful speed	03/19/2021	Duval/Jefferson St	X	
Unlawful speed	03/22/2021	Adams/Jefferson St	X	
Unlawful speed	03/22/2021	Malcolm/E Jefferson St	X	
Unlawful speed	03/22/2021	Love Street /E Jefferson St	X	
Unlawful speed	03/23/2021	Jefferson St/Love St	X	
Unlawful speed	03/23/2021	Jefferson St/Duval St	X	
Unlawful speed	03/31/2021	90/Shadow Street	X	
Aggressive Driving				
DUI				
Other Moving Infractions				
Red light Viol	03/10/2021	Jefferson Street	X	
Non-Moving Infractions				
No Valid DL	03/10/2021	S Stewart/Clark St	X	
No Valid DL	03/19/2021	Crawford/Adams		X

Monthly Traffic Enforcement Report
March 2021

District 4

VIOLATION	DATE	LOCATION	WARNING	CITATION
Unlawful Speed				
Excessive Speed	03/03/2021	Monroe/Jefferson St	X	
Unlawful Speed	03/04/2021	Calhoun St/Jefferson St	X	
Unlawful Speed	03/04/2021	Courthouse/Jefferson St	X	
Unlawful Speed	03/04/2021	MLK BLVD/Key St	X	
Unlawful Speed	03/10/2021	GEMS/W King St		X
Unlawful Speed	03/10/2021	N Adams/Franklin St	X	
Unlawful Speed	03/11/2021	ARCO Station/E Jefferson St	X	
Unlawful speed	03/19/2021	Camilla/MLK BLVD	X	
Unlawful speed	03/23/2021	Jefferson St/Love St	X	
Unlawful speed	03/23/2021	Hamilton/Washington St	X	
Unlawful speed	03/29/2021	W King St	X	
Aggressive Driving				
DUI				
Other Moving Infractions				
No Break lights	03/09/2021	Washington/Madison	X	
Failure to stop	03/11/2021	King Street	X	
Traffic light	03/18/2021	Jefferson/Madison St		X
Passing School Bus	03/22/2021	E Jefferson/US 90		X
Stop Sign Viol	03/10/2021	Franklin St/Steward St	X	
Non-Moving Infractions				
No tag	03/12/2021	Capital City Bank	X	
Faultily Equipment	03/22/2021	Marathon Station/W Jefferson St	X	
Exceed Weight Limit	03/12/2021	King Street	X	
Exceed Weight Limit	03/12/2021	King Street	X	
Exceed Weight Limit	03/12/2021	King Street	X	
Exceed Weight Limit	03/18/2021	King Street	X	
Exceed Weight Limit	03/15/2021	King Street	X	

Quincy Police Department
Monthly Traffic Enforcement Report
March 2021

District 5

VIOLATION	DATE	LOCATION	WARNING	CITATION
Unlawful Speed				
Unlawful speed	03/11/2021	McDonald/W Jefferson St		X
Unlawful speed	03/16/2021	W Crawford/ Jefferson St		X
Unlawful speed	03/20/2021	MLK BLVD/Barack Obama	X	
Unlawful speed	03/26/2021	Jefferson St/Pat Thomas Pkwy	X	
Unlawful speed	03/27/2021	Shelfer St/Lucky St	X	
Aggressive Driving				
DUI				
Other Moving Infractions				
Fail to maintain lane	03/28/2021	Jefferson St/Cone St	X	
No headlight	03/12/2021	Kelly Jr		X
Stop Sign Viol	03/02/2021	Barack Obama/MLK BLVD	X	
Stop Sign Viol	03/23/2021	Jefferson/Cone St	X	
Non-Moving Infractions				
No tag	03/12/2021	All Washed Up/W Jefferson St	X	
No head light	03/23/2021	Kelly Jr/W Jefferson St		X
Faultily Equipment	03/22/2021	W Jefferson/Kelly 9	X	

Quincy Police Department

Citywide Incident Summary

March 2021

	District One	District Two	District Three	District Four	District Five
Assault	3	2	3	1	1
Battery	1	2	0	2	0
Residential Burglary	1	6	2	2	2
Vehicle Burglary	3	0	0	2	2
Stolen Vehicle	0	1	0	0	1
Shooting Incident	2	3	2	1	3
House/Business Checks	251	261	167	124	322
Foot Patrols	15	7	8	0	15
Escorts, funeral	0	3	0	1	0
Escorts, business	0	1	5	34	2
Suspicious Incidents	9	8	11	6	5
Alarm Activations	8	9	7	2	6
Verbal Disturbance	15	26	12	11	12
Loud Noise/Music	6	4	3	1	1
Animal Complaint	3	3	2	4	2
Baker Act	2	4	4	3	0
Trespassing	6	3	2	2	2
Missing Person	1	0	1	0	0
Wanted Person	0	4	2	0	0
Lost/Stolen Tag	0	1	2	0	0
Bomb Threat	0	0	0	0	0
Fire	0	1	1	4	2

FIRE DEPT

Monthly Reports



Quincy Fire Dept. Monthly Report March 2021




	<u>2021</u>	<u>2020</u>
Total Fire Calls	58	76
City	34	43
County	24	33
Total Man Hours	86 hrs 31 mins	157 hrs 47 mins
City	34 hrs	91 hrs 6 mins
County	52 hrs 31 mins	66 hrs 41 mins
Type Fire Calls - City		
Structure Fire	0	0
Vehicle Fire	1	4
False Alarm	3	6
Hazard	5	2
Rescue	0	0
Wood & Grass	5	1
Other	3	5
Type Fire Calls - County		
Structure Fire	1	3
Vehicle Fire	10	7
False Alarm	0	2
Hazard	1	1
Rescue	0	0
Woods & Grass	3	4
Other	12	9
Fire Causes		
Accidental	8	9
Undetermined	4	3
Suspicious	0	0
Arson	0	0
Average Response Time		
City	4.30 mins	4.66 mins
County	7.38 mins	4.76 mins
Average Firefighters per Call		
City	3.6	3.95
County	2.88	3.1
Average Time Spent per Call		
City	23.55 mins	19.28 mins
County	34.55 mins	31.95 mins

Quincy Fire Dept. Mthly Report
March 2021

	<u>2021</u>	<u>2020</u>
Responses Out of District	0	1
Mutual Aid Responses *	2	2
Deaths	0	0
Injuries	0	0
Fire Prevention Programs	2	0
Fire Safety Inspection	55	6
Fire Investigation	0	0
Plans Review	1	0
Training Man Hours	193 hrs	227 hrs
Hydrants Serviced/Painted	93	0
Utility Turn Ons	14	32
Smoke Detector/Battery Installs	3	3



Quincy Fire Dept. District Fire Calls March 2021



<u>District</u>	<u>Location</u>	<u>Type of Incident</u>
District 1	3/12/2021 826 Cleveland St	Outside rubbish fire
District 2	3/18/2021 427 S. Stewart St	Smoke scare
District 3	3/15/2021 215 Stanley St	Brush/leaves fire
District 4	3/3/2021 1039 N. Adams St 3/15/2021 609 N. Bellamy Dr 3/17/2021 509 N. Bellamy Dr 3/18/2021 423 W. Washington St 3/26/2021 705 Forest Dr 3/27/2021 601 N. 9th St	Toxic chemical condition Hazardous investigation Hazardous investigation Outside rubbish fire Unauthorized burning Electrical arcing
District 5	3/2/2021 64 N. Cleveland St 3/11/2021 824 W. Washington St 3/25/2021 1400 W. King St 3/30/2021 Lillian Springs & W. Jefferson St	No incident found False alarm Fire alarm activation Motor vehicle w/injuries



Quincy Fire Dept. Quarterly Report January, February, March 2021



	<u>2021</u>	<u>2020</u>
Total Fire Calls	178	218
City	96	140
County	82	78
Total Man Hours	84 hrs 31 mins	331 hrs 13 mins
City	119 hrs 5 mins	159 hrs 11 mins
County	165 hrs 26 mins	172 hrs 2 mins
Type Fire Calls - City		
Structure	5	2
Vehicle	15	7
False Alarm	8	8
Hazard	8	4
Rescue	1	0
Wood & Grass	11	1
Other	17	21
Type Fire Calls - County		
Structure	3	6
Vehicle	23	16
False Alarm	3	6
Hazard	1	1
Rescue	1	0
Woods & Grass	8	8
Other	40	29
Fire Causes		
Accidental	25	17
Undetermined	11	17
Suspicious	0	0
Arson	0	0
Average Response Time		
City	3.88 mins	4.91 mins
County	8.30 mins	7.03 mins
Average Firefighters per Call		
City	3.64	3.91
County	3.1	3.11
Average Time Spent per Call		
City	27.7 mins	30.63 mins
County	29.81 mins	31.84 mins

	<u>2021</u>	<u>2020</u>
Responses Out of District	0	2
Mutual Aid Responses *	9	3
Deaths	0	0
Injuries	1	1
Fire Prevention Programs	3	3
Fire Safety Inspection	87	25
Fire Investigation	0	0
Plans Review	4	1
Training Man Hours	537 hrs 25 mins	796 hrs 35 mins
Hydrants Serviced/Painted	94	0
Utility Turn Ons	34	109
Smoke Detector/Battery Installs	4	17

FINANCE

P-Card Statements



FL CITY OF QUINCY
XXXX-XXXX-XXXX-5777
March 05, 2021 - April 04, 2021

Purchasing Card

Company Statement

Account Information	Payment Information	Account Summary
Mail Billing Inquiries to: BANKCARD CENTER PO BOX 982238 EL PASO, TX 79998-2238 TTY Hearing Impaired: Dial "711" Outside the U.S.: 1.509.353.6656 24 Hours For Lost or Stolen Card: 1.888.449.2273 24 Hours	Statement Date 04/04/21 Payment Due Date 04/16/21 Days in Billing Cycle 31 Credit Limit \$250,000 Cash Limit \$50,000 Total Payment Due \$12,358.99	Previous Balance \$3,850.96 Payments -\$3,850.96 Credits -\$62.95 Cash \$0.00 Purchases \$12,421.94 Other Debits \$0.00 Overlimit Fee \$0.00 Late Payment Fee \$0.00 Cash Fees \$0.00 Other Fees \$0.00 Finance Charge \$0.00 Current Balance \$12,358.99

Important Messages

Please do not send payment. Your automatic payment is scheduled to be credited to this account on 04/16/21.

Global Card Access - your card information whenever, wherever and however you need it. From the dashboard, you can quickly check your credit limit, balance, available credit and recent card activity. Other features like View PIN, Change PIN, Lock card and Alerts help you keep your card secure. For added convenience, you can easily view or download your current statement and 12 months of past statements. Visit www.bofa.com/globalcardaccess to register your card and start using Global Card Access today.

Cardholder Activity Summary

Account Number	Credits	Cash	Purchases and Other Debits	Total Activity
Credit Limit				

0385096 1235899 1235899 4715290003775777

BANK OF AMERICA
PO BOX 15731
WILMINGTON, DE 19886-5731

FL CITY OF QUINCY
404 W JEFFERSON ST
QUINCY, FL 32351-2328

Account Number: XXXX-XXXX-XXXX- 5777
March 05, 2021 - April 04, 2021

Total Payment Due \$12,358.99
Payment Due Date 04/16/21

Enter payment amount

\$

Mail this coupon along with your check payable to:
BANK OF AMERICA

FL CITY OF QUINCY
XXXX-XXXX-XXXX-5777
March 05, 2021 - April 04, 2021
Page 3 of 4

Cardholder Activity Summary

Account Number	Credits	Cash	Purchases and Other Debits	Total Activity
BELL, REGINALD XXXX-XXXX-XXXX-5834				
5,000	0.00	0.00	1,200.42	1,200.42
DEPARTMENT, FIRE XXXX-XXXX-XXXX-1137				
5,000	0.00	0.00	1,202.54	1,202.54
FAGG, DECODY XXXX-XXXX-XXXX-9825				
5,000	0.00	0.00	622.28	622.28
JR., JACK L. MCLEAN XXXX-XXXX-XXXX-6847				
5,000	0.00	0.00	871.16	871.16
RYALS, ROBIN XXXX-XXXX-XXXX-3736				
5,000	0.00	0.00	355.50	355.50
SAPP, GLENN H XXXX-XXXX-XXXX-2285				
5,000	62.95	0.00	3,902.35	3,839.40
TECHNOLOGY, INFORMATION XXXX-XXXX-XXXX-5776				
5,000	0.00	0.00	4,267.69	4,267.69

Transactions

Posting Transaction	Date	Date	Description	Reference Number	MCC	Charge	Credit
FL CITY OF QUINCY							Total Activity
Account Number: XXXX-XXXX-XXXX-5777							-\$3,850.96
03/18	03/18		AUTO PAYMENT DEDUCTION		0071		3,850.96
BELL, REGINALD							Total Activity
Account Number: XXXX-XXXX-XXXX-5834							1,200.42
03/10	03/09		HAVANA SOD LLC 850-5399669 FL	24755421068270685291984	0763	585.00	
03/24	03/23		INKJETSUPERSTORE.COM 888-7454316 CA	24436541083011455670350	5999	186.42	
04/01	03/31		LOWES #00716* TALLAHASSEE FL	24692161090100074923238	5200	429.00	
DEPARTMENT, FIRE							Total Activity
Account Number: XXXX-XXXX-XXXX-1137							1,202.54
03/05	03/04		WAL-MART #0488 QUINCY FL	24226381064091005493626	5411	20.94	
03/10	03/09		BELL AND BATES HOME CNTR QUINCY FL	24801971069091420000176	5251	62.78	
03/11	03/09		GRAINGER 877-2022594 IL	24755421069150692117068	5085	1,025.07	
03/12	03/11		WM SUPERCENTER #488 QUINCY FL	24445001071400164272277	5411	6.84	
03/16	03/15		BELL AND BATES HOME CNTR QUINCY FL	24801971075091420000061	5251	38.95	
03/17	03/16		BELL AND BATES HOME CNTR QUINCY FL	24801971076091422000282	5251	47.96	
FAGG, DECODY							Total Activity
Account Number: XXXX-XXXX-XXXX-9825							622.28
03/19	03/17		THE HOME DEPOT #6374 TALLAHASSEE FL	24943011077010181373766	5200	373.00	
03/25	03/23		AG PRO TALLAHASSEE 010102850-8775522 FL	24067201083424150001051	5046	249.28	
JR., JACK L. MCLEAN							Total Activity
Account Number: XXXX-XXXX-XXXX-6847							871.16
03/09	03/08		SMARTSIGN 718-797-1900 NY	24055221067083347352975	5399	379.66	
03/29	03/25		AMZN Mktp US*TQ3RM6OE3 Amzn.com/billWA	24692161085100906609952	5942	169.00	
03/30	03/29		APOGEE SIGNS 850-2247446 FL	24755421089120893121447	5099	322.50	
RYALS, ROBIN							Total Activity
Account Number: XXXX-XXXX-XXXX-3736							355.50
03/12	03/11		CELLULAR SALES AL-QY QUINCY FL	24210731071400349000028	4812	64.49	
03/19	03/18		LOWES #00716* TALLAHASSEE FL	24692161077100401978696	5200	101.01	
03/23	03/22		SUNCOAST LEARNING SYSTEMS706-2190077 GA	24100851081900016064071	8299	140.00	
03/24	03/23		FDEP PAYMENT SYSTEM 850-245-2464 FL	24431061083200569301242	9399	50.00	
SAPP, GLENN H							Total Activity
Account Number: XXXX-XXXX-XXXX-2285							3,839.40
03/05	03/04		WAL-MART #0488 QUINCY FL	24226381064091006105914	5411	67.64	
03/05	03/04		SQ *BARKLEY'S DETAILING LQuincy FL	24692161064100466836628	7542	350.00	
03/08	03/04		THE HOME DEPOT #6374 TALLAHASSEE FL	24943011064010181390781	5200	61.91	
03/08	03/05		IDI 561-757-4000 FL	24431061065700968119451	8999	1.25	
03/11	03/10		BUDGET PRINTING CENTERS TALLAHASSEE FL	24607941070200616700012	7338	39.95	
03/16	03/15		GT DISTRIBUTORS INC 800-7755996 TX	24270741074900015600038	5999	1,824.70	
03/17	03/15		QUINCY CHEVROLET BUICK GMQUINCY FL	24207851075162902214092	7538	81.78	
03/18	03/16		QUINCY CHEVROLET BUICK GMQUINCY FL	24207851076165802068772	7538	68.34	

Transactions

Posting Transaction

Date	Date	Description	Reference Number	MCC	Charge	Credit
03/18	03/17	W & L TIRE & WHEEL CO IN QUINCY FL	24137471077000010100094	5532	309.65	
03/19	03/18	AMZN Mktp US*1A8RH2PF3 Amzn.com/billWA	24692161077100065902156	5942	22.98	
03/19	03/18	W & L TIRE & WHEEL CO IN QUINCY FL	24137471078000010200067	5532	20.00	
03/19	03/18	W & L TIRE & WHEEL CO IN QUINCY FL	24137471078000010200133	5532	20.00	
03/23	03/22	WILLIAMS COMMUNICATION 8503851121 FL	24055221081726840330748	7538	175.50	
03/23	03/22	USPS PO 1178450655 QUINCY FL	24137461082001295590920	9402	7.45	
03/24	03/22	QUINCY CHEVROLET BUICK GMQUINCY FL	24207851082163402082865	7538	68.34	
03/25	03/24	CARVER CLEANERS TALLAHASSEE FL	24755421083260836680962	7210	294.00	
03/26	03/25	SPECIAL TAG ISSUANCE 8506172000 FL	24431061085207075900233	9399	8.35	
03/29	03/26	GADSDEN MINI STORAGE 850-875-1077 FL	24194331085017044577911	4225	75.00	
03/29	03/27	AMZN MKTP US*RE2VY1HL3 AMAMZN.COM/BILLWA	24431061086083331134068	5942	215.93	
03/31	03/30	AMZN MKTP US AMZN.COM/BILAMZN.COM/BILLWA	74431061090083007263406	5942		62.95
04/01	03/31	LOWES #00716* 850-575-1435 FL	24692161090100074923279	5200	20.32	
04/02	03/31	STAPLES 00110726 TALLAHASSEE FL	24164071091105006748446	5943	113.26	
04/02	03/31	PLATINUM AUTO SPA EXPRESSQUINCY FL	24269791091500758866924	7542	56.00	

TECHNOLOGY, INFORMATION

Account Number: XXXX-XXXX-XXXX-5776

Total Activity
4,267.69

03/10	03/09	ADOBE PHOTOGRAPHY PLAN 408-536-6000 CA	24943001068700858671524	5734	9.99	
03/16	03/15	INKJETS WWW.INKJETS.CCA	24011341074000044784235	5399	433.37	
03/16	03/15	AMZN Mktp US*5V6HF5CC3 Amzn.com/billWA	24692161074100234374249	5942	221.34	
03/18	03/17	AMZN Mktp US*WS6R07XL3 Amzn.com/billWA	24692161076100619200314	5942	1,723.91	
03/25	03/23	AMZN Mktp US*MY23P3153 Amzn.com/billWA	24692161083100437133730	5942	165.99	
03/25	03/24	CITY OF QUINCY UTILITIES 888-8916064 FL	24377351084000004129483	4900	20.00	
03/30	03/29	INK TECHNOLOGIES LLC 937-6303083 OH	24717051088160888762444	5943	216.00	
03/30	03/29	CITY OF QUINCY UTILITIES 888-8916064 FL	24377351089000003917826	4900	20.00	
04/01	03/31	AMZN Mktp US*EH5P25PY3 Amzn.com/billWA	24692161090100041962582	5942	433.90	
04/01	03/31	AMZN MKTP US*4O6CR2FP3 AMAMZN.COM/BILLWA	24431061091083309760699	5942	378.23	
04/01	03/31	AMZN MKTP US*J88M11WD3 AMAMZN.COM/BILLWA	24431061091083310660169	5942	644.96	

Finance Charge Calculation

Your Annual Percentage Rate (APR) is the annual interest rate on your account.

	Annual Percentage Rate	Balance Subject to Interest Rate	Finance Charges by Transaction Type
PURCHASES	0.00%	\$0.00	\$0.00
CASH	0.00%	\$0.00	\$0.00

V = Variable Rate (rate may vary), Promotional Balance = APR for limited time on specified transactions.

FINANCE

Allocations

P-Card Allocations for MARCH 2021

BANK OF AMERICA			Vendor# 11646	5-Mar		March 5, 2021 - April 4, 2021
Department	Date	Amount	Vendor Name	GL Number	COVID	Justification
FIRE	3/4/2021	\$ 20.94	Walmart	001-230-522-30521	No	Office and Kitchen Supplies
FIRE	3/9/2021	\$ 62.78	Bell and Bates	001-230-522-30521	No	Station #2 Water Hose
FIRE	3/9/2021	\$ 1,025.07	Grainger	001-230-522-60644	No	Fire Bunker Gear Washer
FIRE	3/11/2021	\$ 6.84	Walmart	001-210-522-30521	No	Chair Pads for Kitchen
FIRE	3/15/2021	\$ 38.95	Bell and Bates	001-230-522-30462	No	Chain Saw Kit
FIRE	3/16/2021	\$ 47.96	Bell and Bates	001-230-522-30491	No	Station #2 Gear Washer Hoses
POLICE	3/4/2021	\$ 67.64	Walmart	001-210-521-30511	No	Cleaning Supplies/Property Evidences Supplies
POLICE	3/4/2021	\$ 350.00	Barkley's Detailing	001-210-521-30491	No	Vehicles Cleaned
POLICE	3/4/2021	\$ 61.91	Home Depot	001-210-521-30521	No	LED Lights/Bathroom Hooks/Weed Killer
POLICE	3/5/2021	\$ 1.25	IDI	001-210-521-30492	No	Investigative Function
POLICE	3/10/2021	\$ 39.95	Budget Printing Center	001-210-521-30521	No	Business Cards for Police Officer
POLICE	3/15/2021	\$ 1,824.70	GT Distributors	001-220-521-30521	No	Rail Mounted for Officer Safety
POLICE	3/15/2021	\$ 81.78	Quincy Chevrolet Buick	001-210-521-30404	No	Oil Change for Vehicle 125
POLICE	3/16/2021	\$ 68.34	Quincy Chevrolet Buick	001-210-521-30404	No	Oil Change for Vehicle 20-105
POLICE	3/17/2021	\$ 309.65	W & L Tire	001-210-521-30406	No	Replaced 2 Tires on Vehicle 123
POLICE	3/18/2021	\$ 22.98	Amazon	001-210-521-30492	No	Cable for CID Camera
POLICE	3/18/2021	\$ 20.00	W & L Tire	001-210-521-30405	No	Tire Repair for Vehicle 114
POLICE	3/18/2021	\$ 20.00	W & L Tire	001-210-521-30405	No	Tire Repair for Vehicle 125
POLICE	3/22/2021	\$ 175.50	Williams Communication	001-210-521-30407	No	Passenger Side Graphics for Patrol Car
POLICE	3/22/2021	\$ 7.45	USPS	001-220-521-30491	No	Certified Mail to Former Employee
POLICE	3/22/2021	\$ 68.34	Quincy Chevrolet Buick	001-220-521-30407	No	Oil Change for Vehicle 122
POLICE	3/24/2021	\$ 294.00	Carver Cleaners	001-220-521-30522	No	Uniforms Cleaned (85 pieces)
POLICE	3/25/2021	\$ 8.35	Special Tag Issuance	001-210-521-30492	No	Tag for Vehicle 20-102
POLICE	3/26/2021	\$ 75.00	Gadsden Mini Storage	001-210-521-30491	No	Records Storage
POLICE	3/27/2021	\$ 215.93	Amazon	001-210-521-30511	No	Batteries for Rail Lights
POLICE	3/30/2021	\$ (62.95)	Amazon	001-210-521-30511	No	Refund for Returned Batteries

POLICE	3/31/2021	\$	20.32	Lowes	001-210-521-30511	No	Cleaning Supplies
POLICE	3/31/2021	\$	113.26	Staples	001-210-521-30511	No	CD/DVD Burner/USBs/Office Supplies
POLICE	3/31/2021	\$	56.00	Platinum Auto Spa Express	001-210-521-30491	No	Car Wash Due to Pollen
CITY MANAGER	3/8/2021	\$	379.66	Smart Sign	001-001-519-30491	No	City Aluminum Property Tags
CITY MANAGER	3/25/2021	\$	169.00	Amazon	001-284-515-30511	No	Wireless Headset for Building and Planning
CITY MANAGER	3/29/2021	\$	322.50	Apogee Signs	001-284-515-30500	No	Signs for Building and Planning
PARKS & REC	3/17/2021	\$	373.00	Home Depot	001-310-572-30521	No	Wet/Dry Vacuum/Air Blower for Rec
PARKS & REC	3/23/2021	\$	249.28	Agpro	001-440-572-30462	No	Wheels/Screws for Zero Turn Lawn Mowers
PUBLIC WORKS	3/9/2021	\$	585.00	Havana Sod	001-440-572-30463	No	Sod for Hillside Park
PUBLIC WORKS	3/23/2021	\$	186.42	Inkjetsuperstore	001-410-539-30521	No	Toner for Public Works Printer
PUBLIC WORKS	3/31/2021	\$	429.00	Lowes	001-450-541-60644	No	Paint Spray Gun
UTILITIES	3/11/2021	\$	64.49	Cellular Sales	404-520-533-30410	No	Phone Case Protector
UTILITIES	3/18/2021	\$	101.01	Lowes	405-561-532-30462	No	Amp Tight Sight Clamp
UTILITIES	3/22/2021	\$	140.00	Suncoast Learning System	405-520-532-30493	No	FRWA Valve and Hydrant Maintenance Online
UTILITIES	3/23/2021	\$	50.00	FDEP Payment System	403-520-531-30540	No	OCP License Renewal
INFO TECH	3/9/2021	\$	9.99	Adobe	508-539-539-60644	No	Monthly Subscription
INFO TECH	3/15/2021	\$	433.37	Ink Jets	001-110-511-30491	No	Ink for Grant Writer
INFO TECH	3/15/2021	\$	221.34	Amazon	508-539-539-30491	No	Video Cards (2)
INFO TECH	3/17/2021	\$	1,723.91	Amazon	508-539-539-30491	No	Equipment for Broadcasting
INFO TECH	3/23/2021	\$	165.99	Amazon	508-539-539-30491	No	Camera Cables for Broadcasting (5)
INFO TECH	3/24/2021	\$	20.00	City of Quincy Utilities	508-539-539-30491	No	Credit Card Test for Point and Pay
INFO TECH	3/29/2021	\$	216.00	Ink Technologies	001-260-513-31000	No	Toner for HR Specialist
INFO TECH	3/29/2021	\$	20.00	City of Quincy Utilities	508-539-539-30491	No	Credit Card Test for Point and Pay
INFO TECH	3/31/2021	\$	433.90	Amazon	508-539-539-30491	No	IT Workstation Intel
INFO TECH	3/31/2021	\$	378.23	Amazon	508-539-539-30491	No	Equipment for IT
INFO TECH	3/31/2021	\$	644.96	Amazon	508-539-539-60644	No	Equipment for IT
		\$	12,358.99				

FINANCE

Arrearage Report

Aged Accounts Receivable
Utility Accounts Current and 30 Days Past Due (or with Payment Plans)
MARCH 2021

Account Number	Current 03.31.2021	30 Day 02.28.2021	60 Day 1.31.2021	90 Day 12.31.2020	Account Balance	STATUS	DATE
Cycle 1 Minimum Balance 50.00							
3223012	3,603	564	2,112	5,808	12,088	C	4/19/2021
56670058	4,334	866	1,025	5,690	11,915	NC	4/19/2021
1309011	355	685	5,802	43	6,885	city	4/19/2021
8564001	3,390	1,255	0	0	4,645	NC	4/19/2021
8200002	3,498	105	0	0	3,603	C	4/19/2021
546014	1,778	944	238	0	2,960	NC	4/19/2021
976015	926	349	423	955	2,654	PP	4/19/2021
1946025	1,764	379	0	0	2,143	PP	4/19/2021
155016	1,456	663	0	0	2,119	W	4/19/2021
1010020	511	296	124	559	1,489	NP	4/19/2021
204015	853	494	0	0	1,346	C	4/19/2021
710012	454	402	342	0	1,197	NC	4/19/2021
1268006	654	245	255	0	1,154	NC	4/19/2021
285016	381	190	223	251	1,045	PP	4/19/2021
6459002	963	56	0	0	1,020	C	4/19/2021
1633011	612	402	0	0	1,014	PP	4/19/2021
1029012	815	168	0	0	982	NC	4/19/2021
654015	776	206	0	0	982	NC	4/19/2021
687012	561	409	0	0	970	NP	4/19/2021
1911011	624	280	0	0	904	NC	4/19/2021
1024014	545	311	0	0	856	NC	4/19/2021
4931007	582	273	0	0	855	NC	4/19/2021
1510016	458	190	169	0	817	NC	4/19/2021
8520001	190	56	0	566	812	NA	4/19/2021
30012	154	83	197	182	616	NP	4/19/2021
262017	327	262	0	0	589	NC	4/19/2021
467014	276	141	141	0	558	PAID	4/19/2021
554031	329	179	21	0	529	NC	4/19/2021
1629014	349	166	0	0	514	NC	4/19/2021
3421015	343	153	0	0	496	NP	4/19/2021
1826011	195	257	0	0	452	NP	4/19/2021
1883031	365	65	0	0	430	NC	4/19/2021
5160024	201	191	0	0	392	NC	4/19/2021
676012	193	88	0	0	281	NP	4/19/2021
1044016	218	56	0	0	274	NC	4/19/2021
659012	126	59	12	305	197	C	4/19/2021
146025	0	0	0	87	87	F	4/19/2021
4973004	0	0	0	81	81	F	4/19/2021
Total in Arrears	33,158	11,486	11,085	14,526	69,951		
Arrears Percentages	47.4%	16.4%	15.8%	20.8%	100.0%		
Total Billed	1,352,824	1,350,541	1,426,907	1,297,720	5,427,992		
Total Arrears' Percentage	2.5%	0.9%	0.8%	1.1%	1.3%		
Total Percentage Collected	97.5%	99.1%	99.2%	98.9%	98.7%		

Aged Accounts Receivable
Utility Accounts Current and 30 Days Past Due (or with Payment Plans)
MARCH 2021

Account Number	Current 03.31.2021	30 Day 02.28.2021	60 Day 1.31.2021	90 Day 12.31.2020	Account Balance	STATUS	DATE
Cycle 2 Minimum Balance 50.00							
4229013	875	635	497	467	2,474	NC	4/19/2021
8436002	1,173	322	343	552	2,389	PP	4/19/2021
5192013	1,026	454	0	0	1,480	NP	4/19/2021
6405001	1,042	335	0	0	1,376	PP	4/19/2021
5424003	791	496	0	0	1,288	NP	4/19/2021
2745020	249	203	169	553	1,173	NP	4/19/2021
3134012	602	342	137	0	1,082	NC	4/19/2021
2659018	894	122	0	0	1,015	PP	4/19/2021
4707014	314	197	246	210	967	NP	4/19/2021
2626011	258	199	101	243	800	NP	4/19/2021
5784008	354	158	225	0	737	NC	4/19/2021
5219005	526	118	0	0	645	NC	4/19/2021
3612019	175	178	211	0	565	NP	4/19/2021
4922002	0	0	0	348	348	CLOSED	4/19/2021
3169012	102	51	52	125	331	NP	4/19/2021
9294012	162	82	80	3	327	NP	4/19/2021
2694011	177	90	0	0	267	NP	4/19/2021
3797014	156	106	0	0	262	NP	4/19/2021
6011002	129	65	65	0	258	PP	4/19/2021
4108024	73	76	66	16	231	NP	4/19/2021
4595031	124	59	39	0	222	NP	4/19/2021
56670065	65	34	45	55	199	NP	4/19/2021
6570004	49	22	23	45	139	NP	4/19/2021

Total in Arrears	9,316	4,346	2,298	2,616	18,576
-------------------------	-------	-------	-------	-------	--------

Arrears Percentages	50.2%	23.4%	12.4%	14.1%	100.0%
----------------------------	-------	-------	-------	-------	--------

Total Billed	542,002	551,804	666,986	522,575	2,283,366
---------------------	---------	---------	---------	---------	-----------

Total Arrears' Percentage	1.7%	0.8%	0.3%	0.5%	0.8%
----------------------------------	------	------	------	------	------

Total Percentage Collected	98.3%	99.2%	99.7%	99.5%	99.2%
-----------------------------------	-------	-------	-------	-------	-------

LEGEND MEANING

BA	Bankruptcy
B	Budget Plan
C	Current
CM	City Manager Discussion
DH	Door Hanger
F	Final
G	Gas, issue not resolved
N	NEW ACCOUNT
NA	No Activity
NC	Not Current, will set up payment plan
NP	Not Paying
P	Payment Plan
TRNSFR	Prior Bill Transferred
W	Water Issue
CA	COMMUNITY ACTION

FINANCE

Cash Requirements

CITY OF QUINCY
Cash Requirements Report

By Vendor No

Vendor/ Invoice No	Vendor Name/ Invoice Date	Due Date 03.31.2021	Due Date 04.30.2021	Due Date 05.31.2021	Due Date 06.30.2021	Future Date	Retainage Amount	Invoice Amount
	10 UTILITY REFUNDS							
U!00006757	04.12.2021		107.27				0.00	107.27
U!00006758	04.12.2021		59.71				0.00	59.71
U!00006759	04.12.2021		200.38				0.00	200.38
	Vendor Total	0.00	367.36	0.00	0.00	0.00	0.00	367.36
	18 AMERICAN FUNDS							
8055:5	04.02.2021		118.80				0.00	118.80
	Vendor Total	0.00	118.80	0.00	0.00	0.00	0.00	118.80
	23 PRE-PAID LEGAL SERVICES, INC.							
8054:94	04.02.2021		41.36				0.00	41.36
	Vendor Total	0.00	41.36	0.00	0.00	0.00	0.00	41.36
	26 FLORIDA POLICE BENEVOLENT							
8054:85	04.02.2021		195.00				0.00	195.00
	Vendor Total	0.00	195.00	0.00	0.00	0.00	0.00	195.00
	28 UNITED WAY OF BIG BEND							
8044:110	03.19.2021	24.50					0.00	24.50
8054:93	04.02.2021		24.50				0.00	24.50
	Vendor Total	24.50	24.50	0.00	0.00	0.00	0.00	49.00
	34 AFLAC WORLDWIDE HEADQUARTERS							
8044:71	03.19.2021	11.75					0.00	11.75
8054:351	04.02.2021		31.63				0.00	31.63
8054:62	04.02.2021		2,230.22				0.00	2,230.22
8054:63	04.02.2021		921.13				0.00	921.13
8054:65	04.02.2021		73.79				0.00	73.79
	Vendor Total	11.75	3,256.77	0.00	0.00	0.00	0.00	3,268.52
	36 STATE OF FLA DISBURSEMENT UNIT							
8044:106	03.19.2021	55.50					0.00	55.50
8054:89	04.02.2021		55.50				0.00	55.50
	Vendor Total	55.50	55.50	0.00	0.00	0.00	0.00	111.00
	39 AMERICAN GENERAL INSURANCE							
8030:63	03.05.2021	171.44					0.00	171.44
8044:66	03.19.2021	171.44					0.00	171.44
8054:60	04.02.2021		171.44				0.00	171.44
	Vendor Total	342.88	171.44	0.00	0.00	0.00	0.00	514.32
	426 CONTINENTAL AMERICAN INSURANCE							
7991:65	02.05.2021	5.52					0.00	5.52
8054:64	04.02.2021		11.70				0.00	11.70
	Vendor Total	5.52	11.70	0.00	0.00	0.00	0.00	17.22
	1631 MRS. NANCY SADLER							
W46102	04.05.2021		50.00				0.00	50.00
	Vendor Total	0.00	50.00	0.00	0.00	0.00	0.00	50.00
	5603 ALLSTATE AMERICAN HERITAGE LIF							
8054:59	04.02.2021		120.54				0.00	120.54
	Vendor Total	0.00	120.54	0.00	0.00	0.00	0.00	120.54
	11857 QUINCY PROF. FIREFIGHTERS							

CITY OF QUINCY
Cash Requirements Report

By Vendor No

Vendor/ Invoice No	Vendor Name/ Invoice Date	Due Date 03.31.2021	Due Date 04.30.2021	Due Date 05.31.2021	Due Date 06.30.2021	Future Date	Retainage Amount	Invoice Amount
4-7-2021	04.07.2021			60.00			0.00	60.00
	Vendor Total	0.00	0.00	60.00	0.00	0.00	0.00	60.00
144958 CAPITAL HEALTH PLAN								
8054:66	04.02.2021		2,298.92				0.00	2,298.92
8054:67	04.02.2021		2,540.70				0.00	2,540.70
8054:68	04.02.2021		1,374.39				0.00	1,374.39
8054:69	04.02.2021		1,499.16				0.00	1,499.16
8054:70	04.02.2021		184.29				0.00	184.29
8054:71	04.02.2021		890.44				0.00	890.44
8054:72	04.02.2021		330.33				0.00	330.33
	Vendor Total	0.00	9,118.23	0.00	0.00	0.00	0.00	9,118.23
146886 THE STANDARD INSURANCE COMPANY								
8044:81	03.19.2021	0.12					0.00	0.12
8054:73	04.02.2021		410.48				0.00	410.48
8054:74	04.02.2021		358.95				0.00	358.95
8054:75	04.02.2021		539.16				0.00	539.16
	Vendor Total	0.12	1,308.59	0.00	0.00	0.00	0.00	1,308.71
147043 THE STANDARD								
8030:79	03.05.2021	65.34					0.00	65.34
8030:80	03.05.2021	35.15					0.00	35.15
8030:81	03.05.2021	32.95					0.00	32.95
8030:82	03.05.2021	39.96					0.00	39.96
8044:82	03.19.2021	61.71					0.00	61.71
8044:83	03.19.2021	35.15					0.00	35.15
8044:84	03.19.2021	19.77					0.00	19.77
8044:85	03.19.2021	39.96					0.00	39.96
8054:76	04.02.2021		72.60				0.00	72.60
8054:77	04.02.2021		35.15				0.00	35.15
8054:78	04.02.2021		19.77				0.00	19.77
8054:79	04.02.2021		39.96				0.00	39.96
	Vendor Total	329.99	167.48	0.00	0.00	0.00	0.00	497.47
147049 APPLIED COM-TEK, LLC								
1551-2	09.29.2020	23,391.00					0.00	23,391.00
	Vendor Total	23,391.00	0.00	0.00	0.00	0.00	0.00	23,391.00
	REPORT TOTAL	24,161.26	15,007.27	60.00	0.00	0.00	0.00	39,228.53

FINANCE

Expenditures Report

ACCOUNT NUMBER	ACCOUNT DESCRIPTION	FY 2021 BUDGET	6 MONTH YTD BUDGET	6 MONTHS YTD 3/31/2021	(OVER) UNDER	50%	PURCHASE ORDERS	PRIOR YTD AMOUNT 3/31/2020	PRIOR YTD% 3/31/2020
	GENERAL FUND EXPENSES								
	CITY COMMISSION								
001-110-511-10110	SALARIES & WAGES	85,428	42,714	44,748	40,680	52%	0	37,909	46%
001-110-511-10210	FICA TAXES	6,025	3,013	3,291	2,734	55%	0	2,776	46%
001-110-511-10220	RETIREMENT CONTRIBUTIONS	9,865	4,933	5,142	4,723	52%	0	4,549	46%
001-110-511-10230	LIFE & HEALTH INSURANCE	10,572	5,286	6,037	4,535	57%	0	5,286	49%
001-110-511-30343	PROFESSIONAL SERVICES	70,000	35,000	8,250	61,750	12%	0	26,142	50%
001-110-511-30402	TRAVEL	5,914	2,957	0	5,914	0%	0	2,670	115%
001-110-511-30435	JUNIOR COMMISSION	13,405	6,703	0	13,405	0%	0	0	0%
001-110-511-30436	COMMUNITY OUTREACH - CRIME & C	100,000	50,000	0	100,000	0%	0	0	0%
001-110-511-30491	OTHER EXPENSES	24,012	12,006	5,260	18,752	22%	0	1,209	8%
001-110-511-31000	OTHER OPERATING IT SUPPORT	8,400	4,200	4,200	4,200	50%	0	4,002	140%
001-110-511-80820	AID TO PRIVATE ORGANIZATIONS	80,000	40,000	67,000	13,000	84%	0	31,526	41%
001-110-552-60620	CHAMBER BUILDING IMPROVEMENTS	220,000	110,000	0	220,000	0%	0	0	0%
001-110-552-60641	OFFICE FURNITURE & EQUIPMENT	12,500	6,250	0	12,500	0%	0	0	0%
	TOTAL CITY COMMISSION	646,121	323,061	143,928	502,193	22%	0	116,069	39%
	CITY MANAGER								
001-160-512-10110	SALARIES & WAGES	75,704	37,852	34,070	41,634	45%	0	33,923	46%
001-160-512-10120	REGULAR SALARIES & WAGES	49,425	24,713	22,280	27,145	45%	0	16,722	46%
001-160-512-10210	FICA TAXES	9,894	4,947	4,154	5,740	42%	0	5,169	53%
001-160-512-10220	RETIREMENT CONTRIBUTIONS	15,521	7,761	6,759	8,762	44%	0	8,198	53%
001-160-512-10230	LIFE & HEALTH INSURANCE	16,066	8,033	4,973	11,093	31%	0	2,997	47%
001-160-512-30341	CONTRACTUAL SERVICES	31,126	15,563	15,128	15,998	49%	0	0	0%
001-160-512-30343	PROFESSIONAL SERVICES	10,465	5,233	5,075	5,390	49%	0	0	0%
001-160-512-30402	TRAVEL EXPENSE	1,362	681	111	1,251	8%	0	1,047	95%
001-160-512-30403	GAS	657	329	268	389	41%	0	120	48%
001-160-512-30410	TELEPHONE	7,359	3,680	4,557	2,802	62%	0	3,714	43%
001-160-512-30461	REPAIR & MAINTENANCE OFFICE EQ	382	191	0	382	0%	0	0	0%
001-160-512-30491	OTHER OPERATING EXPENSE	1,887	944	1,639	248	87%	0	1,115	35%
001-160-512-30493	TRAINING	520	260	0	520	0%	0	0	0%
001-160-512-30511	OFFICE SUPPLIES GENERAL	669	335	711	(42)	106%	0	419	70%
001-160-512-31000	OTHER OPERATING EXP - IT SUPPO	8,400	4,200	4,200	4,200	50%	0	4,002	140%
001-160-519-00001	ADMINISTRATIVE EXPENSE	19,550	9,775	0	19,550	0%	0	8,697	99%
	TOTAL CITY MANAGER	248,987	124,494	103,924	145,063	42%	0	86,123	48%
	CITY ATTORNEY								
001-120-514-30341	CONTRACTUAL SERVICES	164,000	82,000	46,401	117,599	28%	0	25,995	14%
001-120-514-30343	PROFESSIONAL SERVICES	1,000	500	0	1,000	0%	0	0	0%
001-120-514-30402	TRAVEL	1,000	500	0	1,000	0%	0	0	0%
001-120-514-30491	OTHER OPERATING EXPENSE	515	258	339	176	66%	0	0	0%
001-120-514-30540	PUBLICATIONS,SUBSCRIP,& MEMBER	1,485	743	0	1,485	0%	0	0	0%
001-120-514-31000	OTHER OPERATING EXP - IT SUPPO	8,400	4,200	4,200	4,200	50%	0	4,002	140%
	TOTAL CITY ATTORNEY	176,400	88,200	50,940	125,460	29%	0	29,997	16%
	CITY CLERK								
001-130-519-10110	SALARIES & WAGES	45,000	22,500	22,563	22,437	50%	0	30,881	57%
001-130-519-10210	FICA TAXES	3,443	1,722	1,795	1,648	52%	0	2,198	55%
001-130-519-10220	RETIREMENT CONTRIBUTIONS	5,399	2,700	2,704	2,695	50%	0	3,702	56%
001-130-519-10230	LIFE & HEALTH INSURANCE	4,500	2,250	1,003	3,497	22%	0	3,341	69%
001-130-519-30341	CONTRACTUAL SERVICES	2,060	1,030	0	2,060	0%	0	0	0%
001-130-519-30343	PROFESSIONAL SERVICES	1,594	797	1,393	201	87%	0	1,225	59%
001-130-519-30410	TELEPHONE	1,509	755	2,957	(1,448)	196%	0	706	32%
001-130-519-30461	REPAIR & MAINT - OFFICE EQUIPM	103	52	0	103	0%	0	0	0%
001-130-519-30491	OTHER OPERATING EXPENSE	1,376	688	363	1,013	26%	0	899	41%
001-130-519-30500	LEGAL ADS AND RECORDING FEES	1,656	828	1,335	321	81%	0	489	29%
001-130-519-30511	OFFICE SUPPLIES-GENERAL	119	60	45	74	37%	0	91	18%
001-130-519-31000	OTHER OPERATING EXP - IT SUPPO	8,400	4,200	4,200	4,200	50%	0	4,002	140%
	TOTAL CITY CLERK	75,159	37,580	38,358	36,801	51%	0	47,536	58%
	NON-DEPARTMENTAL								
001-001-519-10272	INVESTMENT EXPENSE	11,000	5,500	0	11,000	0%	0	0	0%
001-001-519-30320	ACCOUNTING & AUDITING SERVICES	26,562	13,281	16,960	9,602	64%	0	28,900	99%
001-001-519-30341	CONTRACTUAL SERVICES	23,000	11,500	22,709	292	99%	0	0	0%
001-001-519-30342	RECORDING OF THE COMMISSION MT	43,350	21,675	17,500	25,850	40%	0	21,035	50%
001-001-519-30343	PROFESSIONAL SERVICES	3,000	1,500	140	2,861	5%	0	0	0%
001-001-519-30390	CONTINGENCIES	185,792	92,896	1,150	184,642	60%	0	0	0%
001-001-519-30410	TELEPHONE	2,300	1,150	0	2,300	0%	0	0	0%
001-001-519-30440	SUMMER YOUTH WORK PROGRAM	10,300	5,150	0	10,300	0%	0	324	13%
001-001-519-30451	INSURANCE	526,064	263,032	257,922	268,142	49%	0	342,828	71%
001-001-519-30465	COPIER PAYMENT	2,119	1,060	845	1,274	40%	0	0	0%
001-001-519-30490	INTEREST EXPENSE	500	250	290	210	58%	0	0	0%
001-001-519-30491	OTHER OPERATING EXPENSE	33,695	16,848	6,212	27,483	18%	0	6,383	16%
001-001-519-30512	POSTAGE	3,976	1,988	2,604	1,372	66%	0	1,689	41%
001-001-519-70730	TRANSFER DEBT SVC CAP IMP BOND	365,130	182,565	180,000	185,130	49%	0	180,000	50%
001-001-519-70731	HONEWELL LOAN PRINCIPAL	20,421	10,211	8,953	11,468	44%	0	8,423	50%
001-001-519-70732	HONEYWELL LOAN INTEREST	2,307	1,154	1,258	1,049	55%	0	1,653	50%
001-001-519-90000	TRANSFER TO INTERNAL SERVICE F	61,800	30,900	30,900	30,900	50%	0	30,000	0%
001-001-552-30645	CRA TIF: ECONOMIC ENVIRON.	171,576	85,788	170,756	820	100%	0	168,102	100%
	TOTAL NON-DEPARTMENTAL	1,492,892	746,446	718,197	774,695	48%	0	789,337	68%
	PERSONNEL								
001-260-513-10110	EXE SALARIES & WAGES	32,445	16,223	14,615	17,830	45%	0	14,538	46%
001-260-513-10120	REGULAR SALARIES & WAGES	51,200	25,600	19,120	32,080	37%	0	18,805	45%
001-260-513-10130	OTHER SALARIES & WAGES - P/T	15,450	7,725	1,357	14,093	9%	0	2,687	42%
001-260-513-10140	OVERTIME	668	334	0	668	0%	0	0	0%
001-260-513-10210	FICA TAXES	7,632	3,816	2,559	5,073	34%	0	2,424	44%
001-260-513-10220	RETIREMENT CONTRIBUTIONS	11,972	5,986	4,015	7,957	34%	0	3,853	43%
001-260-513-10230	LIFE & HEALTH INSURANCE	9,910	4,955	3,473	6,437	35%	0	3,080	48%
001-260-513-30314	PSYCHIATRIC EVALUATIONS	4,500	2,250	2,160	2,340	48%	0	1,800	65%
001-260-513-30315	EMPLOYEE QUALITY OF LIFE	5,000	2,500	0	5,000	0%	0	2,500	78%
001-260-513-30319	TUITION REIMBURSEMENT	5,000	2,500	0	5,000	0%	0	0	0%
001-260-513-30341	CONTRACTUAL SERVICES	14,000	7,000	6,169	7,831	44%	0	2,106	19%
001-260-513-30343	PROFESSIONAL SERVICES	8,500	4,250	5,052	3,449	59%	0	1,538	22%

ACCOUNT NUMBER	ACCOUNT DESCRIPTION	FY 2021 BUDGET	6 MONTH YTD BUDGET	6 MONTHS YTD 3/31/2021	(OVER) UNDER	50%	PURCHASE ORDERS	PRIOR YTD AMOUNT 3/31/2020	PRIOR YTD% 3/31/2020
001-260-513-30345	VOLUNTEER SERVICES PROGRAM EXP	1,545	773	0	1,545	0%	0	0	0%
001-260-513-30402	TRAVEL EXPENSE	1,500	750	0	1,500	0%	0	0	0%
001-260-513-30410	TELEPHONE	5,211	2,606	3,756	1,455	72%	0	2,628	41%
001-260-513-30461	REPAIR AND MAINTENANCE OFFICE	1,000	500	0	1,000	0%	0	116	58%
001-260-513-30491	OTHER OPERATING EXPENSE	2,000	1,000	167	1,833	8%	0	80	18%
001-260-513-30493	TRAINING	2,000	1,000	0	2,000	0%	0	0	0%
001-260-513-30511	OFFICE SUPPLIES GENERAL	1,545	773	246	1,299	16%	0	0	0%
001-260-513-31000	OTHER OPERATING EXP - IT SUPPO	8,400	4,200	4,200	4,200	50%	0	4,002	140%
	TOTAL PERSONNEL	189,478	94,739	66,889	122,589	35%	0	60,156	44%
	FINANCE								
001-271-513-10110	EXE SALARIES & WAGES	24,978	12,489	11,246	13,732	45%	0	10,882	45%
001-271-513-10120	REGULAR SALARIES & WAGES	42,451	21,226	19,077	23,374	45%	0	17,722	43%
001-271-513-10140	OVERTIME	1,000	500	760	240	76%	0	151	41%
001-271-513-10210	FICA TAXES	5,175	2,588	2,212	2,963	43%	0	2,070	44%
001-271-513-10220	RETIREMENT CONTRIBUTIONS	8,118	4,059	3,620	4,498	45%	0	3,433	45%
001-271-513-10230	LIFE & HEALTH INSURANCE	13,530	6,765	4,539	8,991	34%	0	4,527	50%
001-271-513-30343	PROFESSIONAL SERVICES	24,000	12,000	17,239	6,761	72%	0	15,404	85%
001-271-513-30402	TRAVEL EXPENSE	3,811	1,906	0	3,811	0%	0	3,535	96%
001-271-513-30410	TELEPHONE	6,059	3,030	4,839	1,220	80%	0	3,086	43%
001-271-513-30491	OTHER OPERATING EXPENSE	1,545	773	336	1,209	22%	0	259	5%
001-271-513-30493	TRAINING	2,060	1,030	0	2,060	0%	0	0	0%
001-271-513-30511	OFFICE SUPPLIES GENERAL	5,322	2,661	3,752	1,570	71%	0	3,037	43%
001-271-513-30512	POSTAGE	150	75	26	124	18%	0	0	0%
001-271-513-30521	OPERATING SUPPLIES	1,545	773	876	669	57%	0	734	88%
001-271-513-30540	DUES, PUBLICATIONS, & MEMBERSH	2,500	1,250	0	2,500	0%	0	0	0%
001-271-513-31000	OTHER OPERATING EXP - IT SUPPO	8,400	4,200	4,200	4,200	50%	0	4,002	140%
001-271-513-60000	Software	2,575	1,288	0	2,575	0%	0	0	0%
001-271-513-60641	OFFICE FURNITURE & EQUIPMENT	5,525	2,763	0	5,525	0%	0	2,707	5414%
	TOTAL FINANCE	158,744	79,372	72,722	86,022	46%	0	71,549	49%
	GENERAL SERVICES ADM								
001-276-513-10110	EXE SALARY & WAGES	45,000	22,500	8,800	36,200	20%	0	5,574	45%
001-276-513-10210	FICA	3,443	1,722	688	2,755	20%	0	394	44%
001-276-513-10220	RETIREMENT	5,400	2,700	845	4,555	16%	0	668	43%
001-276-513-10230	LIFE & HEALTH INSURANCE	6,750	3,375	154	6,596	2%	0	803	48%
	TOTAL GEN SERVICES ADM	60,593	30,297	10,486	50,107	17%	0	7,439	45%
	LAW ENFORCEMENT ADM								
001-210-521-10110	EXE SALARIES & WAGES	80,000	40,000	36,027	43,973	45%	0	34,885	45%
001-210-521-10120	REGULAR SALARIES & WAGES	105,174	52,587	49,105	56,069	47%	0	48,524	46%
001-210-521-10150	SPEC PAY-INCENTIVE,HOL,LV BUYB	1,522	761	696	827	46%	0	715	44%
001-210-521-10210	FICA TAXES	14,282	7,141	5,906	8,376	41%	0	6,225	45%
001-210-521-10220	RETIREMENT CONTRIBUTIONS	22,404	11,202	10,291	12,113	46%	0	10,086	45%
001-210-521-10230	LIFE & HEALTH INSURANCE	26,138	13,069	18,352	7,786	70%	0	12,828	47%
001-210-521-30341	CONTRACTUAL SERVICES	54,995	27,498	3,327	51,668	6%	0	183	47%
001-210-521-30402	TRAVEL EXPENSE	1,500	750	0	1,500	0%	0	405	81%
001-210-521-30403	GAS & DIESEL	4,000	2,000	728	3,272	18%	0	2,303	63%
001-210-521-30404	OIL & GREASE	361	181	150	211	42%	0	0	0%
001-210-521-30405	TIRES	824	412	95	729	12%	0	0	0%
001-210-521-30406	VEHICLE PARTS ONLY	3,750	1,875	723	3,027	19%	0	15	15%
001-210-521-30407	VEHICLE REPAIRS	1,500	750	1,001	499	67%	0	0	0%
001-210-521-30410	TELEPHONE	37,000	18,500	20,157	16,843	55%	0	20,988	48%
001-210-521-30430	UTILITIES	9,000	4,500	1,665	7,335	19%	0	(237)	0%
001-210-521-30464	REPAIRS & MAINTENANCE-RADIO	2,000	1,000	0	2,000	0%	0	0	0%
001-210-521-30491	OTHER OPERATING EXPENSE	2,000	1,000	1,060	940	53%	0	1,014	38%
001-210-521-30492	INVESTIGATIVE FUNDS	2,960	1,480	243	2,717	8%	0	2,129	84%
001-210-521-30493	TRAINING	3,800	1,900	874	2,926	23%	0	281	33%
001-210-521-30511	OFFICE SUPPLIES-GENERAL	3,771	1,886	1,985	1,786	53%	0	1,791	49%
001-210-521-30521	OPERATING MATERIALS & SUPPLIES	750	375	311	439	41%	0	314	18%
001-210-521-30522	OPERATING SUPPLIES-UNIFORMS	500	250	0	500	0%	0	58	29%
001-210-521-30540	PUBLICATIONS, SUBSCRIP. & MEMB	750	375	761	(11)	102%	0	190	76%
001-210-521-31000	OTHER OPERATING EXP - IT SUPPO	8,400	4,200	4,200	4,200	50%	0	4,434	156%
001-210-521-60620	BUILDINGS	1,187	594	347	840	29%	0	0	0%
001-210-521-60641	OFFICE FURNITURE & EQUIPMENT	13,458	6,729	11,958	1,500	89%	0	912	0%
001-210-521-60644	EQUIPMENT	0	0	0	0	0%	0	1,678	112%
	TOTAL LAW ENFORCEMENT ADM	402,026	201,013	169,962	232,064	42%	0	149,720	42%
	LAW ENFORCEMENT OPERATIONS								
001-220-521-10120	REGULAR SALARIES & WAGES	1,250,676	625,338	580,192	670,484	46%	0	569,187	45%
001-220-521-10130	OTHER SALARIES & WAGES - P/T	35,314	17,657	20,556	14,758	58%	0	19,365	55%
001-220-521-10140	OVERTIME	158,101	79,051	95,775	62,326	61%	0	86,579	44%
001-220-521-10150	SPEC PAY-INCENTIVE,HOL, LV BUY	15,561	7,781	7,493	8,068	48%	0	7,470	46%
001-220-521-10210	FICA TAXES	110,898	55,449	51,541	59,357	47%	0	50,250	45%
001-220-521-10220	RETIREMENT CONTRIBUTIONS	173,958	86,979	118,658	55,300	68%	0	84,626	24%
001-220-521-10230	LIFE & HEALTH INSURANCE	277,565	138,783	144,242	133,323	52%	0	134,321	47%
001-220-521-30341	CONTRACTURAL SERVICES	1,071	536	0	1,071	0%	0	0	0%
001-220-521-30402	TRAVEL EXPENSE	1,000	500	0	1,000	0%	0	19	19%
001-220-521-30403	GASOLINE & DIESEL	32,000	16,000	17,999	14,001	56%	0	19,876	52%
001-220-521-30404	OIL & GREASE	2,750	1,375	2,681	69	98%	0	37	4%
001-220-521-30405	TIRES	3,724	1,862	1,789	1,935	48%	0	1,324	38%
001-220-521-30406	VEHICLE PARTS ONLY	15,750	7,875	16,575	(825)	105%	0	3,088	54%
001-220-521-30407	OTHER AUTO EXPENSE	1,605	803	248	1,357	16%	0	386	14%
001-220-521-30435	YOUTH DEVELOPMENT ACADEMY & PR	2,000	1,000	0	2,000	0%	0	500	94%
001-220-521-30462	REPAIR & MAINT.-EQUIPMENT & TO	600	300	0	600	0%	0	86	86%
001-220-521-30464	REPAIR & MAINTENANCE - RADIOS	500	250	0	500	0%	0	0	0%
001-220-521-30491	OTHER OPERATING EXPENSE	7,930	3,965	1,505	6,425	19%	0	7,247	49%
001-220-521-30493	TRAINING	6,000	3,000	1,853	4,148	31%	0	300	9%
001-220-521-30499	CANINE EXPENSE	1,500	750	242	1,258	16%	0	581	83%
001-220-521-30511	OFFICE SUPPLIES	1,500	750	1,409	91	94%	0	393	19%
001-220-521-30514	HUMAN INTELLIGENCE - REWARDS	20,000	10,000	0	20,000	0%	0	0	0%
001-220-521-30521	OPERATING MATERIALS & SUPPLIES	22,239	11,120	21,913	326	99%	0	7,529	54%
001-220-521-30522	OPERATING SUPPLIES - UNIFORMS	18,229	9,115	10,381	7,848	57%	0	16,341	68%
001-220-521-60641	OFFICE FURNITURE & EQUIPMENT	1,377	689	390	987	28%	0	330	236%
001-220-521-60642	VEHICLES	59,000	29,500	30,035	28,965	51%	34,000	816	2%
001-220-521-60644	EQUIPMENT	154,723	77,362	130,139	24,584	84%	5,053	2,826	34%

ACCOUNT NUMBER	ACCOUNT DESCRIPTION	FY 2021 BUDGET	6 MONTH YTD BUDGET	6 MONTHS YTD 3/31/2021	(OVER) UNDER	50%	PURCHASE ORDERS	PRIOR YTD AMOUNT 3/31/2020	PRIOR YTD% 3/31/2020
	TOTAL LAW ENFORCEMENT OPERAT	2,375,571	1,187,786	1,255,618	1,119,953	53%	39,053	1,013,475	41%
	FIRE CONTROL ADM								
001-210-522-10110	EXE SALARIES & WAGES	73,347	36,674	56,177	17,170	77%	0	30,507	46%
001-210-522-10120	REGULAR SALARIES & WAGES	46,870	23,435	19,533	27,337	42%	0	20,710	47%
001-210-522-10150	SPEC PAY-INCENTIVE,HOL,LV BUYB	2,874	1,437	566	2,309	20%	0	715	45%
001-210-522-10210	FICA TAXES	9,774	4,887	5,573	4,201	57%	0	3,599	46%
001-210-522-10220	RETIREMENT CONTRIBUTIONS	40,579	20,290	16,936	23,643	42%	0	11,903	46%
001-210-522-10230	LIFE & HEALTH INSURANCE	25,362	12,681	10,373	14,989	41%	0	11,968	47%
001-210-522-30410	TELEPHONE	19,089	9,545	10,303	8,786	54%	0	9,725	48%
001-210-522-30430	UTILITIES	22,317	11,159	10,168	12,149	46%	0	11,841	53%
001-210-522-30461	REPAIR & MAINTENANCE-OFFICE EQ	1,548	774	1,225	323	79%	0	0	0%
001-210-522-30463	REPAIR & MAINT.-BUILDINGS & GR	7,077	3,539	1,485	5,592	21%	0	4,859	62%
001-210-522-30464	REPAIR & MAINTENANCE-RADIO	1,915	958	0	1,915	0%	0	15	97%
001-210-522-30465	COPIER PAYMENT	2,119	1,060	845	1,274	40%	0	0	0%
001-210-522-30491	OTHER OPERATING EXPENSE	500	250	346	154	69%	0	181	36%
001-210-522-30494	Software License	3,424	1,712	1,753	1,671	51%	0	2,631	54%
001-210-522-30511	OFFICE SUPPLIES-GENERAL	700	350	636	64	91%	0	461	61%
001-210-522-30521	OPERATING MATERIALS & SUPPLIES	1,208	604	1,116	92	92%	0	473	22%
001-210-522-30522	OPERATING SUPPLIES - UNIFORMS	2,616	1,308	1,992	624	76%	0	196	20%
001-210-522-31000	OTHER OPERATING EXP -IT SUPPOR	8,400	4,200	4,200	4,200	50%	0	4,002	140%
001-210-522-60620	Buildings and Other Improvemen	80,000	40,000	79,835	165	100%	0	0	0%
001-210-522-60641	OFFICE FURNITURE & EQUIPMENT	5,150	2,575	1,855	3,295	36%	0	888	44%
	TOTAL FIRE CONTROL ADM	354,869	177,435	224,915	129,954	63%	0	114,675	28%
	FIRE CONTROL OPERATIONS								
001-230-522-10120	REGULAR SALARIES & WAGES	710,005	355,003	327,678	382,327	46%	0	307,450	43%
001-230-522-10130	OTHER SALARIES & WAGES - P/T	21	11	0	21	0%	0	0	0%
001-230-522-10140	OVERTIME	49,572	24,786	20,566	29,006	42%	0	36,695	77%
001-230-522-10150	SPEC PAY-INCENTIVE,HOL,LV BUYB	14,695	7,348	6,296	8,399	43%	0	7,040	47%
001-230-522-10210	FICA TAXES	62,140	31,070	25,938	36,202	42%	0	25,404	45%
001-230-522-10220	RETIREMENT CONTRIBUTIONS	191,836	95,918	117,862	73,974	61%	0	83,020	24%
001-230-522-10230	LIFE & HEALTH INSURANCE	170,582	85,291	92,442	78,140	54%	0	81,889	45%
001-230-522-30402	TRAVEL EXPENSE	1,500	750	0	1,500	0%	0	0	0%
001-230-522-30403	GASOLINE & DIESEL	8,500	4,250	5,621	2,879	66%	0	4,680	58%
001-230-522-30404	OIL & GREASE	1,000	500	628	372	63%	0	268	49%
001-230-522-30405	TIRES	3,090	1,545	23	3,068	70%	0	231	15%
001-230-522-30406	VEHICLE PARTS ONLY	1,766	883	364	1,402	21%	0	996	50%
001-230-522-30462	REPAIR & MAINT. - EQUIPMENT &	9,422	4,711	9,074	348	96%	0	3,967	45%
001-230-522-30464	REPAIRS TURNKEY - HURRICANE MI	0	0	0	0	0%	0	18,771	100%
001-230-522-30491	OTHER OPERATING EXPENSE	1,200	600	646	554	54%	0	384	55%
001-230-522-30493	TRAINING	5,019	2,510	3,492	1,527	70%	0	3,708	93%
001-230-522-30511	OFFICE SUPPLIES	1,000	500	70	930	7%	0	151	43%
001-230-522-30521	OPERATING MATERIALS & SUPPLIES	1,560	780	683	877	44%	0	1,134	25%
001-230-522-30522	OPERATING SUPPLIES - UNIFORMS	15,283	7,642	12,240	3,043	80%	0	7,530	48%
001-230-522-60644	EQUIPMENT	71,500	35,750	14,593	56,907	20%	0	16,415	38%
	TOTAL FIRE CONTROL OPERATIONS	1,319,691	659,846	638,215	681,476	48%	0	599,735	41%
	BUILDING & PLANNING								
001-284-515-10110	EXE SALARIES & WAGES	74,213	37,107	42,831	31,382	58%	0	30,632	45%
001-284-515-10120	REGULAR SALARIES & WAGES	74,079	37,040	21,705	52,374	29%	0	35,171	47%
001-284-515-10130	OTHER SALARIES & WAGES - P/T	15,000	7,500	0	15,000	0%	0	0	0%
001-284-515-10140	OVERTIME	1,247	624	450	797	36%	0	462	36%
001-284-515-10210	FICA TAXES	12,587	6,294	4,810	7,777	38%	0	4,860	45%
001-284-515-10220	RETIREMENT CONTRIBUTIONS	19,244	9,622	7,709	11,535	40%	0	6,873	43%
001-284-515-10230	LIFE & HEALTH INSURANCE	24,681	12,341	7,840	16,841	32%	0	10,613	46%
001-284-515-30341	CONTRACTUAL SERVICES	288,158	144,079	34,025	254,133	12%	0	15,650	17%
001-284-515-30342	CONTRACTUAL SERVICES HOUSING D	30,000	15,000	0	30,000	0%	0	3,000	100%
001-284-515-30402	TRAVEL EXPENSE	2,000	1,000	0	2,000	0%	0	0	0%
001-284-515-30403	GAS & DIESEL	200	100	63	137	32%	0	354	51%
001-284-515-30404	OIL & GREASE	200	100	0	200	0%	0	0	0%
001-284-515-30405	TIRES	1,000	500	0	1,000	0%	0	0	0%
001-284-515-30406	VEH PARTS ONLY	1,000	500	118	882	12%	0	3	3%
001-284-515-30407	VEH REPAIRS	500	250	225	275	45%	0	0	0%
001-284-515-30410	TELEPHONE	7,178	3,589	4,421	2,757	62%	0	3,621	41%
001-284-515-30461	REPAIR & MAINT. OFFICE EQUIPME	1,000	500	295	705	30%	0	228	46%
001-284-515-30491	OTHER OPERATING EXPENSE	2,000	1,000	796	1,204	40%	0	600	26%
001-284-515-30493	TRAINING	4,540	2,270	348	4,192	8%	0	3,489	129%
001-284-515-30500	ADVERTISEMENTS	1,900	950	827	1,074	44%	0	364	22%
001-284-515-30511	OFFICE SUPPLIES GENERAL	1,500	750	672	828	45%	0	1,029	79%
001-284-515-31000	OTHER OPERATING EXP - IT SUPPO	8,400	4,200	4,200	4,200	50%	0	4,002	140%
001-284-515-60641	OFFICE FURNITURE & EQUIPMENT	8,000	4,000	478	7,522	6%	0	705	45%
001-284-515-60642	VEHICLES	30,000	15,000	0	30,000	0%	0	0	0%
	TOTAL BUILDING & PLANNING	608,627	304,314	131,812	476,815	22%	0	121,656	39%
	RECREATIONAL ACTIVITY								
001-310-572-10110	EXE SALARIES & WAGES	52,000	26,000	21,948	30,052	42%	0	19,954	44%
001-310-572-10120	REGULAR SALARIES & WAGES	214,551	107,276	85,171	129,380	40%	0	100,444	46%
001-310-572-10130	OTHER SALARIES & WAGES - P/T	41,541	20,771	407	41,134	1%	0	5,855	88%
001-310-572-10140	OVERTIME	675	338	81	594	12%	0	225	34%
001-310-572-10210	FICA TAXES	24,080	12,040	7,668	16,412	32%	0	8,934	47%
001-310-572-10220	RETIREMENT CONTRIBUTIONS	37,772	18,886	12,697	25,075	34%	0	14,418	45%
001-310-572-10230	LIFE & HEALTH INSURANCE	66,101	33,051	33,239	32,862	50%	0	35,729	49%
001-310-572-30341	CONTRACTUAL SERVICES	5,000	2,500	1,901	3,099	38%	0	120	5%
001-310-572-30390	CONTINGENCY	10,000	5,000	0	10,000	0%	0	0	0%
001-310-572-30402	TRAVEL EXPENSE	1,000	500	0	1,000	0%	0	0	0%
001-310-572-30403	GAS & DIESEL	5,998	2,999	3,840	2,158	64%	0	3,580	47%
001-310-572-30404	OIL & GREASE	468	234	430	38	92%	0	231	46%
001-310-572-30405	TIRES	460	230	475	(15)	103%	0	41	5%
001-310-572-30406	VEH PARTS ONLY	693	347	310	383	45%	0	469	47%
001-310-572-30407	VEHICLE REPAIRS	158	79	0	158	0%	0	121	20%
001-310-572-30410	TELEPHONE	9,765	4,883	3,822	5,943	39%	0	5,088	51%
001-310-572-30440	RENTAL OF EQUIPMENT & BUILDING	400	200	271	129	68%	0	305	61%
001-310-572-30441	SWIMMING POOL REPAIRS	7,000	3,500	2,400	4,600	34%	0	0	0%
001-310-572-30462	REPAIR & MAINT-EQUIPMENT & TOO	5,150	2,575	914	4,236	18%	0	688	34%
001-310-572-30464	REPAIRS TURNKEY - HURRICANE MI	0	0	0	0	0%	0	74,700	100%

ACCOUNT NUMBER	ACCOUNT DESCRIPTION	FY 2021 BUDGET	6 MONTH YTD BUDGET	6 MONTHS YTD 3/31/2021	(OVER) UNDER	50%	PURCHASE ORDERS	PRIOR YTD AMOUNT 3/31/2020	PRIOR YTD% 3/31/2020
001-310-572-30491	OTHER OPERATING EXPENSES	20,600	10,300	7,844	12,756	38%	0	9,705	64%
001-310-572-30492	MAINTENANCE OF TANYARD CREEK P	5,150	2,575	22	5,128	40%	0	179	4%
001-310-572-30511	OFFICE SUPPLIES - GENERAL	1,648	824	1,075	573	65%	0	234	19%
001-310-572-30521	OPERATING MATERIALS & SUPPLIES	2,060	1,030	1,730	330	84%	0	83	3%
001-310-572-30522	OPERATING SUPPLIES - UNIFORMS	3,614	1,807	2,041	1,573	57%	0	1,822	48%
001-310-572-30523	OPERATING SUP - CHEM	515	258	63	452	12%	0	0	0%
001-310-572-30524	SWIMMING POOL SUPPLIES	515	258	250	265	49%	0	0	0%
001-310-572-30525	ATHLETIC EQUIPMENT - FOOTBALL	23,934	11,967	0	23,934	0%	0	18,396	100%
001-310-572-30526	ATHLETIC EQUIP BASEBALL & SOFT	2,060	1,030	240	1,820	12%	0	13	43%
001-310-572-30528	ATHLETIC EQUIPMENT - BASKETBAL	6,010	3,005	528	5,482	9%	0	4,619	92%
001-310-572-30529	ATHLETIC EQUIPMENT - OTHER	1,790	895	585	1,205	33%	0	679	14%
001-310-572-30540	OTHER RECREATIONAL ACTIVITIES	10,649	5,325	280	10,369	3%	0	10,883	78%
001-310-572-31000	OTHER OPERATING EXP - IT SUPPO	8,400	4,200	4,200	4,200	50%	0	4,002	140%
001-310-572-60641	OFFICE FURNITURE & EQUIPMENT	4,120	2,060	796	3,324	19%	0	705	0%
	TOTAL RECREATIONAL ACTIVITY	573,877	286,939	195,230	378,647	34%	0	322,224	52%
	PARKS								
001-440-572-30341	CONTRACTUAL SERVICES	20,000	10,000	18,519	1,481	93%	0	2,198	29%
001-440-572-30391	PARKS & FACILITY	25,000	12,500	22,648	2,352	91%	1,979	1,858	13%
001-440-572-30430	UTILITIES	17,395	8,698	16,759	636	96%	0	7,631	32%
001-440-572-30440	RENTAL OF EQUIPMENT & BUILDING	2,000	1,000	0	2,000	0%	0	0	0%
001-440-572-30462	REPAIR & MAINT.-EQUIPMENT & TO	4,000	2,000	390	3,610	10%	0	41	8%
001-440-572-30463	REPAIR & MAINTENANCE-BLDGS. &	10,000	5,000	3,931	6,069	39%	0	5,048	78%
001-440-572-30464	REPAIRS TURNKEY - HURRICANE MI	0	0	0	0	0%	0	24,393	100%
001-440-572-60610	HILLSIDE PARK DEVELOPMENT	6,000	3,000	5,975	25	100%	0	0	0%
001-440-572-60644	EQUIPMENT	8,000	4,000	40	7,960	50%	0	0	0%
	TOTAL PARKS	92,395	46,198	68,263	24,132	74%	1,979	41,170	28%
	PUBLIC WORKS ADM								
001-410-539-10110	EXE SALARIES & WAGES	45,489	22,745	22,877	22,612	50%	0	20,985	46%
001-410-539-10120	REGULAR SALARIES & WAGES	7,608	3,804	7,346	262	97%	0	3,534	46%
001-410-539-10140	OVERTIME	500	250	35	465	7%	0	60	44%
001-410-539-10210	FICA TAXES	4,100	2,050	2,145	1,955	52%	0	1,711	45%
001-410-539-10220	RETIREMENT CONTRIBUTIONS	6,432	3,216	3,224	3,208	50%	0	2,943	45%
001-410-539-10230	LIFE & HEALTH INSURANCE	11,255	5,628	6,307	4,948	56%	0	5,469	48%
001-410-539-30410	TELEPHONE	8,775	4,388	3,664	5,111	42%	0	4,288	47%
001-410-539-30430	UTILITIES	68,000	34,000	35,428	32,572	52%	0	27,769	41%
001-410-539-30440	REPAIR & MAINT BUILDING	1,500	750	247	1,253	17%	0	0	0%
001-410-539-30491	OTHER OPERATING EXPENSE	10,041	5,021	8,426	1,615	84%	0	7,346	85%
001-410-539-30493	TRAINING	3,000	1,500	1,480	1,520	49%	0	0	0%
001-410-539-30511	OFFICE SUPPLIES	400	200	205	195	51%	0	25	6%
001-410-539-30521	OPERATING MATERIALS & SUPPLIES	2,000	1,000	1,745	255	87%	0	624	50%
001-410-539-30522	OPERATING EXPENSE - UNIFORMS	15,000	7,500	7,538	7,462	50%	0	4,728	38%
001-410-539-30524	OPERATING SUPPLIES - TOOLS	500	250	120	380	24%	0	80	80%
001-410-539-31000	OTHER OPERATING EXP - IT SUPPO	8,400	4,200	4,200	4,200	50%	0	4,002	136%
001-410-539-60641	OFFICE FURNITURE & EQUIPMENT	918	459	333	585	36%	0	705	1410%
	TOTAL PUBLIC WORKS ADM	193,918	96,959	105,321	88,597	54%	0	84,269	47%
	ROADS & STREETS								
001-430-541-10110	SALARIES & WAGES	15,835	7,918	3,268	12,567	21%	0	3,862	48%
001-430-541-10120	REGULAR SALARIES & WAGES	304,003	152,002	150,392	153,611	50%	0	137,542	45%
001-430-541-10140	OVERTIME	5,000	2,500	1,562	3,438	31%	0	3,173	39%
001-430-541-10210	FICA TAXES	24,850	12,425	11,447	13,403	46%	0	10,391	45%
001-430-541-10220	RETIREMENT CONTRIBUTIONS	38,982	19,491	17,538	21,444	45%	0	16,783	44%
001-430-541-10230	LIFE & HEALTH INSURANCE	63,842	31,921	48,030	15,812	75%	0	30,219	42%
001-430-541-30341	CONTRACTUAL SERVICES	50,000	25,000	24,231	25,769	49%	0	1,838	5%
001-430-541-30343	PROFESSIONAL SERVICES	30,000	15,000	0	30,000	0%	0	0	0%
001-430-541-30403	GASOLINE & DIESEL	50,000	25,000	25,796	24,204	52%	0	29,644	58%
001-430-541-30462	REPAIR & MAINT - HEAVY EQUIPME	5,000	2,500	1,254	3,746	25%	0	0	0%
001-430-541-30524	OPERATING SUPPLIES - SMALL TOO	5,000	2,500	961	4,039	19%	0	1,708	53%
001-430-541-30530	ROAD MATERIALS & SUPPLIES	37,000	18,500	26,833	10,167	73%	0	13,445	45%
001-430-541-60632	RESURF & SIDEWALKS	842,629	421,315	20,101	822,528	2%	72,000	595,552	131%
001-430-541-60634	STORM WATER FACILITIES	227,002	113,501	138	226,863	10%	4,591	242,315	58%
001-430-541-60642	VEHICLES	26,000	13,000	25,695	305	99%	0	0	0%
001-430-541-60643	HEAVY EQUIPMENT	50,000	25,000	50,602	(602)	101%	0	10,000	15%
	TOTAL ROADS & STREETS	1,775,143	887,572	407,848	1,367,294	23%	76,591	1,096,472	61%
	CEMETERIES & GROUNDS								
001-431-542-10120	REGULAR SALARIES & WAGES	76,116	38,058	34,908	41,208	46%	0	26,360	42%
001-431-542-10140	OVERTIME	2,122	1,061	415	1,707	20%	0	594	29%
001-431-542-10210	FICA TAXES	6,215	3,108	2,484	3,731	40%	0	1,913	39%
001-431-542-10220	RETIREMENT CONTRIBUTIONS	4,155	2,078	3,978	177	96%	0	3,106	39%
001-431-542-10230	LIFE & HEALTH INSURANCE	16,248	8,124	9,851	6,397	61%	0	6,288	45%
001-431-542-30521	OPERATING SUPPLIES	1,000	500	37	963	4%	0	9	9%
	TOTAL CEMETERIES & GROUNDS	105,856	52,928	51,672	54,184	49%	0	38,270	41%
	BUILDINGS & GROUNDS								
001-440-519-10120	REGULAR SALARIES & WAGES	169,608	84,804	72,438	97,170	43%	0	71,389	46%
001-440-519-10140	OVERTIME	3,000	1,500	548	2,452	18%	0	932	35%
001-440-519-10210	FICA TAXES	13,205	6,603	5,160	8,045	39%	0	5,147	46%
001-440-519-10220	RETIREMENT CONTRIBUTIONS	20,713	10,357	8,352	12,361	40%	0	8,489	43%
001-440-519-10230	LIFE & HEALTH INSURANCE	34,522	17,261	20,227	14,295	59%	0	17,497	49%
001-440-519-30341	CONTRACTUAL SERVICES	70,000	35,000	25,716	44,284	37%	0	31,812	94%
001-440-519-30463	REPAIR & MAINT.-BUILDINGS & GR	80,000	40,000	42,711	37,289	53%	0	22,303	60%
001-440-519-30464	REPAIRS TURNKEY - HURRICANE MI	0	0	0	0	0%	0	2,841	100%
001-440-519-30491	OTHER OPERATING EXPENSE	15,000	7,500	7,188	7,812	48%	0	9,189	59%
001-440-519-60610	LAND	178,500	89,250	4,168	174,332	2%	178,500	0	0%
001-440-519-60641	OFFICE FURNITURE & EQUIPMENT	10,000	5,000	0	10,000	0%	0	4,796	100%
001-440-519-60644	EQUIPMENT	12,000	6,000	0	12,000	0%	0	2,688	179%
	TOTAL BUILDINGS & GROUNDS	606,548	303,274	186,508	420,040	31%	178,500	177,082	35%
	FLEET MAINTENANCE								
001-450-541-10120	REGULAR SALARIES & WAGES	60,000	30,000	29,241	30,759	49%	0	17,292	37%
001-450-541-10140	OVERTIME	1,000	500	60	940	6%	0	118	51%
001-450-541-10210	FICA TAXES	4,667	2,334	2,120	2,547	45%	0	1,199	38%
001-450-541-10220	RETIREMENT CONTRIBUTIONS	7,320	3,660	3,418	3,902	47%	0	2,072	37%

ACCOUNT NUMBER	ACCOUNT DESCRIPTION	FY 2021 BUDGET	6 MONTH YTD BUDGET	6 MONTHS YTD 3/31/2021	(OVER) UNDER	50%	PURCHASE ORDERS	PRIOR YTD AMOUNT 3/31/2020	PRIOR YTD% 3/31/2020
001-450-541-10230	LIFE & HEALTH INSURANCE	12,200	6,100	5,959	6,241	49%	0	4,755	41%
001-450-541-30404	OIL & GREASE	4,000	2,000	1,681	2,319	42%	0	1,503	31%
001-450-541-30405	TIRES	6,500	3,250	5,153	1,347	79%	0	3,685	45%
001-450-541-30406	VEH PARTS ONLY	35,000	17,500	12,800	22,200	37%	0	13,534	44%
001-450-541-30407	VEHICLE REPAIRS	20,000	10,000	19,599	401	98%	0	5,898	48%
001-450-541-30491	OTHER OPER EXPENSE	8,500	4,250	3,125	5,375	37%	0	3,749	65%
	TOTAL FLEET MAINT	159,187	79,594	83,157	76,030	52%	0	53,806	42%
	TOTAL GEN FUND EXPENDITURES	11,616,082	5,808,041	4,723,966	6,892,116	41%	296,123	5,020,760	47%
	COMMUNITY REDEVELOPMENT AGENCY								
002-250-552-10110	EXECUTIVE SALARIES & WAGES	68,705	34,353	29,586	39,119	43%	0	30,399	46%
002-250-552-10120	REGULAR SALARIES & WAGES	15,000	7,500	5,947	9,054	40%	0	0	0%
002-250-552-10210	FICA	6,438	3,219	2,138	4,300	33%	0	2,281	36%
002-250-552-10220	RETIREMENT CONTRIBUTIONS	10,044	5,022	3,547	6,497	35%	0	1,219	15%
002-250-552-10230	LIFE & HEALTH INSURANCE	7,346	3,673	6,141	1,205	84%	0	1,759	24%
002-250-552-30341	CONTRACTUAL SERVICES	15,000	7,500	7,350	7,650	49%	0	3,568	14%
002-250-552-30343	PROFESSIONAL SERVICES	41,200	20,600	4,234	36,966	10%	0	6,120	15%
002-250-552-30390	CONTINGENCIES - TANYARD CREEK	3,700	1,850	0	3,700	0%	0	0	0%
002-250-552-30402	TRAVEL EXPENSES	500	250	0	500	0%	0	0	0%
002-250-552-30403	GAS & DIESEL	250	125	0	250	0%	0	0	0%
002-250-552-30410	TELEPHONE	1,500	750	0	1,500	0%	0	302	54%
002-250-552-30463	RENTAL EXPENSE	0	0	0	0	0%	0	3,000	60%
002-250-552-30490	BANK CHARGES	500	250	106	394	21%	0	345	58%
002-250-552-30491	OTHER OPERATING EXPENSES	5,000	2,500	1,434	3,566	29%	0	0	0%
002-250-552-30493	TRAINING	1,000	500	0	1,000	0%	0	175	18%
002-250-552-30500	LEGAL ADS & RECORDINGS	800	400	0	800	0%	0	0	0%
002-250-552-30512	POSTAGE	100	50	0	100	0%	0	0	0%
002-250-552-30521	OPERATING SUPPLIES	5,250	2,625	1,052	4,198	20%	3,022	2,258	53%
002-250-552-31000	OTHER OPERATING EXPENSE- IT SU	4,000	2,000	2,000	2,000	50%	0	498	50%
002-250-552-32000	ADMINISTRATIVE SUPPORT SERVICE	20,000	10,000	10,006	9,994	50%	0	10,002	50%
002-250-552-60000	SENIOR ENERGY EFF PROGRAM	32,040	16,020	32,040	0	100%	0	7,300	98%
002-250-552-60010	BEAUTIFICATION PROJECTS	5,000	2,500	0	5,000	0%	0	0	0%
002-250-552-60040	CRA CATALYST PROJECTS	302,062	151,031	155,451	146,611	52%	142,486	104,904	38%
002-250-552-60641	OFFICE FURNITURE & EQUIPMENT	1,000	500	0	1,000	0%	0	0	0%
002-250-552-70710	CRA LINE OF CREDIT PRINCIPAL	64,100	32,050	64,100	0	100%	0	0	0%
002-250-552-70711	CRA LINE OF CREDIT INTEREST	1,500	750	1,094	406	73%	0	689	24%
	TOTAL CRA	612,035	306,018	326,225	285,810	53%	145,507	174,819	22%
	ENTERPRISE FUND								
	FINANCIAL SERVICES								
400-271-513-10110	EXECUTIVE SALARIES & WAGES	74,933	37,467	33,738	41,195	45%	0	30,136	44%
400-271-513-10120	REGULAR SALARIES & WAGES	127,355	63,678	59,508	67,847	47%	0	56,126	44%
400-271-513-10210	FICA TAXES	15,475	7,738	6,634	8,841	43%	0	6,209	44%
400-271-513-10220	RETIREMENT CONTRIBUTIONS	24,274	12,137	10,860	13,414	45%	0	10,297	45%
400-271-513-10230	LIFE & HEALTH INSURANCE	28,320	14,160	13,617	14,703	48%	0	13,580	51%
400-271-513-30341	CONTRACTUAL SERVICES	26,500	13,250	12,642	13,858	48%	0	4,263	31%
	TOTAL FINANCIAL SERVICES	296,857	148,429	136,998	159,859	46%	0	120,611	44%
	CUSTOMER SERVICES								
400-274-513-10110	EXE SALARIES & WAGES	32,445	16,223	14,615	17,830	45%	0	14,566	46%
400-274-513-10120	REGULAR SALARIES & WAGES	100,243	50,122	34,326	65,917	34%	0	33,572	47%
400-274-513-10140	OVERTIME	2,947	1,474	1,762	1,185	60%	0	269	24%
400-274-513-10210	FICA TAXES	10,376	5,188	3,849	6,527	37%	0	3,397	45%
400-274-513-10220	RETIREMENT CONTRIBUTION	16,276	8,138	5,834	10,442	36%	0	6,214	48%
400-274-513-10230	LIFE & HEALTH INSURANCE	20,345	10,173	5,125	15,220	25%	0	8,329	55%
400-274-513-30280	Credit Card Processing Charges	96,436	48,218	63,420	33,016	66%	0	55,173	51%
400-274-513-30410	TELEPHONE	7,499	3,750	4,697	2,802	63%	0	3,744	42%
400-274-513-30461	REPAIR & MAINTAIN OFFICE EQUIP	2,119	1,060	845	1,274	40%	0	0	0%
400-274-513-30491	OTHER OPERATING EXPENSES	1,030	515	899	131	87%	0	142	95%
400-274-513-30493	TRAINING	2,000	1,000	348	1,652	17%	0	0	0%
400-274-513-30511	OFFICE SUPPLIES-GENERAL	750	375	0	750	0%	0	400	80%
400-274-513-31000	OTHER OPERATING EXPENSE IT SUP	8,400	4,200	4,200	4,200	50%	0	4,002	50%
400-274-513-60641	OFFICE FURNITURE & EQUIPMENT	4,230	2,115	1,063	3,167	25%	0	2,528	105%
	TOTAL CUSTOMER SERVICES	305,096	152,548	140,983	164,113	46%	0	132,336	46%
	SEWER ADMINISTRATION								
402-520-535-10110	EXE SALARIES & WAGES	14,901	7,451	6,574	8,327	44%	0	6,484	44%
402-520-535-10120	REGULAR SALARIES & WAGES	112,426	56,213	29,198	83,228	26%	0	26,903	43%
402-520-535-10140	OVERTIME	4,474	2,237	1,375	3,099	31%	0	1,672	36%
402-520-535-10210	FICA TAXES	9,241	4,621	2,474	6,767	27%	0	2,425	43%
402-520-535-10220	RETIREMENT CONTRIBUTIONS	14,495	7,248	4,234	10,261	29%	0	3,919	43%
402-520-535-10230	LIFE & HEALTH INSURANCE	24,160	12,080	12,577	11,583	52%	0	10,886	48%
402-520-535-30320	ACCOUNTING & AUDITING SERVICES	8,408	4,204	5,830	2,578	69%	0	4,950	62%
402-520-535-30341	CONTRACTUAL SERVICES	45,844	22,922	154	45,690	30%	0	2,327	34%
402-520-535-30343	PROFESSIONAL SERVICES	49,125	24,563	10,271	38,854	21%	0	30,078	55%
402-520-535-30390	CONTINGENCY	41,000	20,500	0	41,000	0%	0	0	0%
402-520-535-30402	TRAVEL EXPENSE	200	100	0	200	0%	0	30	15%
402-520-535-30403	GAS & DIESEL	200	100	0	200	0%	0	0	0%
402-520-535-30404	OIL & GREASE	400	200	0	400	0%	0	0	0%
402-520-535-30405	TIRES	200	100	0	200	0%	0	0	0%
402-520-535-30410	TELEPHONE	14,000	7,000	6,686	7,314	48%	0	6,408	46%
402-520-535-30440	RENTALS & LEASES	3,000	1,500	354	2,646	12%	0	226	23%
402-520-535-30451	INSURANCE - PROPERTY LIABILITY	38,041	19,021	19,458	18,583	51%	0	26,303	73%
402-520-535-30491	OTHER OPERATING EXPENSE	4,239	2,120	1,994	2,245	47%	0	1,689	24%
402-520-535-30511	OFFICE SUPPLIES	300	150	0	300	0%	0	223	56%
402-520-535-30521	OPERATING SUPPLIES	300	150	31	269	10%	0	0	0%
402-520-535-30522	OPERATING SUPPLIES - UNIFORMS	300	150	117	183	39%	0	96	32%
402-520-535-31000	OTHER OPERATING EXP - IT SUPPO	8,400	4,200	4,200	4,200	50%	0	4,002	50%
402-520-535-60644	EQUIPMENT	10,000	5,000	0	10,000	0%	0	0	0%
402-520-535-70031	2003 BOND DEBT SERVICE PRINCIP	97,096	48,548	97,096	(0)	100%	0	106,394	100%
402-520-535-70032	2003 BOND DEBT SERVICE INTERES	20,373	10,187	20,373	(0)	100%	0	35,596	53%
402-520-535-70111	2011 BOND DEBT SERVICE PRINCIP	26,851	13,426	26,851	(0)	100%	0	27,400	100%
402-520-535-70112	2011 BOND DEBT SERVICE INTERES	16,195	8,098	16,195	0	100%	0	24,605	72%
402-520-535-70720	DEBT SRL 12064107P	0	0	0	0	0%	0	108,484	50%
402-520-535-70721	DEBT SRL 12064107P	0	0	0	0	0%	0	2,795	67%

ACCOUNT NUMBER	ACCOUNT DESCRIPTION	FY 2021 BUDGET	6 MONTH YTD BUDGET	6 MONTHS YTD 3/31/2021	(OVER) UNDER	50%	PURCHASE ORDERS	PRIOR YTD AMOUNT 3/31/2020	PRIOR YTD% 3/31/2020
402-520-535-70731	HONEYWELL LOAN PRINCIPAL	48,907	24,454	24,173	24,734	49%	0	22,743	50%
402-520-535-70732	HONEWELL LOAN INTEREST	6,230	3,115	3,395	2,835	55%	0	4,463	43%
402-520-535-70733	DEBT SERVICE SRL 641090 PRINCI	12,438	6,219	6,186	6,252	50%	0	6,056	50%
402-520-535-70734	DEBT SERVICE SRL 641090 INTERE	5,518	2,759	2,792	2,726	51%	0	2,923	38%
402-520-535-70735	DEBT SERVICE SRL 200100 PRINCI	23,188	11,594	11,834	11,354	51%	0	11,420	50%
402-520-535-70736	DEBT SERVICE SRL 200100 INTERE	4,019	2,010	2,058	1,961	51%	0	2,183	50%
402-520-535-70737	DEBT SERVICE SRL 200110	44,586	22,293	9,809	34,777	22%	0	0	0%
402-520-535-70738	DEBT SERVICE SRL 200110 INTERE	2,347	1,174	404	1,943	17%	0	0	0%
402-520-535-90990	TRANSFER OF PROFIT	141,800	70,900	70,900	70,900	50%	0	57,522	50%
402-520-535-90991	TRANSFER CAPITAL IMPROVEMENT	30,000	15,000	0	30,000	0%	0	50,000	100%
402-520-535-91000	BUSINESS ACTIVITY SHARED EXP	48,719	24,360	24,360	24,359	50%	0	22,650	45%
	TOTAL SEWER ADM	931,921	465,961	421,952	509,969	45%	0	613,854	59%
	SEWER TREATMENT								
402-531-535-30341	CONTRACTUAL SERVICES	816,000	408,000	511,144	304,856	63%	0	356,496	45%
402-531-535-30343	PROFESSIONAL SERVICES	125,000	62,500	0	125,000	0%	0	73,574	20%
402-531-535-30430	UTILITIES	145,000	72,500	85,482	59,518	59%	0	74,397	36%
402-531-535-30464	REPAIRS TURNKEY - HURRICANE MI	0	0	0	0	0%	0	3,300	100%
402-531-535-30466	REPAIR & MAINTENANCE - PLANT	12,000	6,000	0	12,000	0%	0	0	0%
402-531-535-30491	OTHER OPERATING EXPENSE	5,000	2,500	2,773	2,227	56%	0	149,000	100%
402-531-535-60620	BUILDING AND BUILDING IMPROVEM	3,530,067	1,765,034	0	3,530,067	0%	0	0	0%
402-531-535-60644	EQUIPMENT	202,972	101,486	2,800	200,172	1%	0	0	0%
	TOTAL SEWER TREATMENT	4,836,039	2,418,020	602,198	4,233,841	12%	0	656,767	41%
	HURRICANE MICHAEL-SEWER								
402-539-531-10120	REGULAR SALARIES & WAGES - LIN	13,745	6,873	8,449	5,296	62%	0	6,523	39%
402-539-531-10140	OVERTIME - LINE CLEARING CREW	1,023	512	1,435	(412)	140%	0	514	33%
402-539-531-10210	FICA TAXES- LINE CLEARING CREW	1,057	529	721	336	68%	0	504	38%
402-539-531-10220	RETIREMENT CONTRIBUTIONS - LIN	1,582	791	900	682	57%	0	751	38%
402-539-531-10230	LIFE & HEALTH INS - LINE CLEAR	2,967	1,484	1,802	1,165	61%	0	1,561	38%
	TOTAL HURRICANE MICHAEL- SEWER	20,374	10,187	13,307	7,067	65%	0	9,854	38%
	SEWER DISTRIBUTION								
402-540-535-10120	REGULAR SALARIES & WAGES	102,303	51,152	39,781	62,522	39%	0	37,549	43%
402-540-535-10140	OVERTIME	7,626	3,813	1,692	5,934	22%	0	1,623	39%
402-540-535-10210	FICA TAXES	8,482	4,241	2,857	5,625	34%	0	2,665	34%
402-540-535-10220	RETIREMENT CONTRIBUTIONS	13,382	6,691	4,460	8,922	33%	0	4,435	36%
402-540-535-10230	LIFE & HEALTH INSURANCE	21,972	10,986	12,953	9,019	59%	0	13,979	49%
402-540-535-30312	ENGINEERING STUDY	2,060	1,030	0	2,060	0%	0	0	0%
402-540-535-30341	CONTRACTUAL SERVICES	3,000	1,500	0	3,000	0%	0	0	0%
402-540-535-30390	BAD DEBTS	200	100	0	200	0%	0	0	0%
402-540-535-30393	RATE STABILIZATION	2,000	1,000	0	2,000	0%	0	0	0%
402-540-535-30401	AUTO EXPENSE	500	250	0	500	0%	0	0	0%
402-540-535-30403	GASOLINE & DIESEL	2,000	1,000	831	1,169	42%	0	935	47%
402-540-535-30404	OIL & GREASE	1,197	599	291	906	24%	0	222	44%
402-540-535-30405	TIRES	7,400	3,700	1,192	6,208	16%	0	343	17%
402-540-535-30406	AUTO PARTS	800	400	618	182	77%	0	633	58%
402-540-535-30407	VEHICLE REPAIRS-PARTS AND LABO	0	0	0	0	0%	0	6,128	77%
402-540-535-30462	REPAIR & MAINT.-EQUIPMENT & TO	4,000	2,000	289	3,711	7%	0	1,393	35%
402-540-535-30467	MAINTENANCE OF MAINS & LINES	421,116	210,558	400,000	21,116	95%	0	23,724	2%
402-540-535-30491	OTHER OPERATING EXPENSE	500	250	4	496	80%	0	65	13%
402-540-535-30521	OPERATING SUPPLIES	400	200	115	285	29%	0	42	10%
402-540-535-30522	OPERATING SUPPLIES - UNIFORMS	2,000	1,000	1,022	978	51%	0	861	45%
402-540-535-60644	EQUIPMENT	534,917	267,459	457,073	77,844	85%	0	6,500	6%
402-540-535-60646	EQUIPMENT - FIBER OPTIC SYSTEM	65,000	32,500	4,327	60,673	7%	0	0	0%
	TOTAL SEWER DISTRIBUTION	1,200,855	600,428	927,504	273,351	77%	0	101,097	7%
	TOTAL SEWER FUND	6,989,189	3,494,595	1,964,961	5,024,227	28%	0	1,381,572	34%
	ELECTRIC ADMINISTRATION								
403-520-531-10110	EXE SALARIES & WAGES	171,023	85,512	27,750	143,273	16%	0	27,507	17%
403-520-531-10120	REGULAR SALARIES & WAGES	134,567	67,284	43,092	91,475	32%	0	40,836	32%
403-520-531-10140	OVERTIME	1,682	841	1,554	128	92%	0	322	22%
403-520-531-10210	FICA TAXES	23,506	11,753	5,493	18,013	23%	0	4,340	33%
403-520-531-10220	RETIREMENT CONTRIBUTIONS	36,873	18,437	8,494	28,379	23%	0	7,031	41%
403-520-531-10230	LIFE & HEALTH INSURANCE	49,164	24,582	6,293	42,871	13%	0	7,416	47%
403-520-531-30320	ACCOUNTING & AUDITING SERVICES	26,779	13,390	12,720	14,059	48%	0	12,300	59%
403-520-531-30341	CONTRACTUAL SERVICES	149,536	74,768	41,921	107,615	28%	0	24,330	13%
403-520-531-30343	PROFESSIONAL SERVICES	75,000	37,500	8,025	66,975	11%	0	62,054	76%
403-520-531-30370	PURCHASED ELECTRIC	6,600,000	3,300,000	3,633,350	2,966,650	55%	0	2,785,697	37%
403-520-531-30390	CONTINGENCY	160,000	80,000	0	160,000	0%	0	0	0%
403-520-531-30391	RESERVES	1,621,764	810,882	1,207,843	413,921	75%	0	0	0%
403-520-531-30402	TRAVEL EXPENSE	3,000	1,500	2,427	573	81%	0	2,208	74%
403-520-531-30403	GASOLINE & DIESEL	15,000	7,500	7,128	7,872	48%	0	9,509	60%
403-520-531-30404	OIL & GREASE	250	125	0	250	0%	0	0	0%
403-520-531-30405	TIRES	400	200	0	400	0%	0	0	0%
403-520-531-30406	VEHICLE PARTS ONLY	500	250	0	500	0%	0	0	0%
403-520-531-30407	VEHICLE REPAIRS	200	100	0	200	0%	0	0	0%
403-520-531-30410	TELEPHONE	3,500	1,750	1,440	2,060	41%	0	1,578	47%
403-520-531-30440	RENTALS/LEASES	15,000	7,500	453	14,547	3%	0	226	8%
403-520-531-30451	INSURANCE - PROPERTY LIABILITY	131,919	65,960	75,154	56,765	57%	0	101,394	75%
403-520-531-30462	REAPIR & MAINT-EQUIPMENT & TO	3,000	1,500	0	3,000	0%	0	0	0%
403-520-531-30491	OTHER OPERATING EXPENSE	29,500	14,750	1,913	27,587	7%	0	1,361	2%
403-520-531-30493	TRAINING	10,000	5,000	7,556	2,444	76%	0	5,275	34%
403-520-531-30500	LEGAL ADS & RECORDING	1,000	500	112	888	11%	0	112	4%
403-520-531-30511	OFFICE SUPPLIES	515	258	495	20	96%	0	39	8%
403-520-531-30512	POSTAGE	17,594	8,797	14,320	3,274	81%	0	2,622	12%
403-520-531-30521	OPERATING SUPPLIES	700	350	339	361	49%	0	0	0%
403-520-531-30522	OPERATING SUPPLIES - UNIFORMS	1,000	500	350	650	35%	0	287	43%
403-520-531-30540	DUES, PUBLICATION, & MEMBERSHI	40,000	20,000	28,702	11,298	72%	0	32,733	91%
403-520-531-30580	STATE ASSESSMENT TAXES	2,100	1,050	1,258	842	60%	0	1,431	53%
403-520-531-30591	UNCLAIMED PROPERTY UTILITY REF	5,000	2,500	0	5,000	0%	0	0	0%
403-520-531-30646	ECONOMIC DEVELOPMENT INITIATIV	183,000	91,500	40,654	142,346	22%	0	10,000	10%
403-520-531-31000	OTHER OPERATING EXP - IT SUPPO	23,690	11,845	11,845	11,845	50%	0	11,502	77%
403-520-531-60641	OFFICE FURNITURE & EQUIPMENT	3,145	1,573	0	3,145	0%	0	2,417	85%
403-520-531-70031	2003 BOND DEBT SERVICE PRINCIP	194,193	97,097	145,395	48,798	75%	0	212,787	100%

ACCOUNT NUMBER	ACCOUNT DESCRIPTION	FY 2021 BUDGET	6 MONTH YTD BUDGET	6 MONTHS YTD 3/31/2021	(OVER) UNDER	50%	PURCHASE ORDERS	PRIOR YTD AMOUNT 3/31/2020	PRIOR YTD% 3/31/2020
403-520-531-70032	BOND DEBT SERVICE INTEREST	40,747	20,374	30,810	9,937	76%	0	71,193	53%
403-520-531-70111	2011 BOND DEBT SERVICE PRINCIP	125,993	62,997	125,993	(0)	100%	0	128,569	100%
403-520-531-70112	2011 BOND DEBT SERVICE INTERES	75,990	37,995	75,990	(0)	100%	0	138,847	100%
403-520-531-90990	TRANSFER OF PROFIT	4,639,940	2,319,970	2,304,970	2,334,970	50%	0	2,180,448	50%
403-520-531-90991	TRANSFER OF TECH COSTS	31,529	15,765	15,770	15,759	50%	0	40,626	27%
403-520-531-90993	INTERFUND TRANSFER TO SEWER	314,002	157,001	157,001	157,001	50%	0	0	0%
403-520-531-90995	INTERFUND TRANSFER TO GAS	122,308	61,154	61,154	61,154	50%	0	0	0%
403-520-531-91000	BUSINESS ACTIVITY SHARED EXP	388,139	194,070	194,070	194,069	50%	0	150,366	44%
	TOTAL ELECTRIC ADM	15,472,748	7,736,374	8,301,835	7,170,913	54%	0	6,077,361	43%
	ELECTRIC DISTRIBUTION								
403-591-531-10120	REGULAR SALARIES & WAGES	415,273	207,637	172,999	242,274	42%	0	152,479	43%
403-591-531-10140	OVERTIME	31,885	15,943	5,615	26,270	18%	0	6,528	28%
403-591-531-10210	FICA TAXES	34,208	17,104	12,683	21,525	37%	0	11,417	43%
403-591-531-10220	RETIREMENT CONTRIBUTIONS	53,659	26,830	19,682	33,977	37%	0	17,800	44%
403-591-531-10230	LIFE & HEALTH INSURANCE	67,074	33,537	44,156	22,918	66%	0	28,673	48%
403-591-531-30341	CONTRACTUAL SERVICES	360,000	180,000	0	360,000	0%	0	0	0%
403-591-531-30403	GASOLINE & DIESEL	7,560	3,780	5,508	2,052	73%	0	4,864	23%
403-591-531-30404	OIL & GREASE	1,330	665	1,097	233	82%	0	516	47%
403-591-531-30405	TIRES	2,545	1,273	0	2,545	0%	0	978	28%
403-591-531-30406	PARTS	15,000	7,500	2,060	12,940	14%	0	8,982	60%
403-591-531-30407	VEHICLE REPAIRS-LABOR & PARTS	20,000	10,000	5,854	14,146	29%	0	14,048	60%
403-591-531-30430	UTILITIES	45,000	22,500	8,578	36,422	19%	0	7,135	39%
403-591-531-30440	RENTALS / LEASES	2,000	1,000	0	2,000	0%	0	0	0%
403-591-531-30461	REPAIR & MAINT - OFFICE EQUIPM	2,500	1,250	0	2,500	0%	0	1,440	29%
403-591-531-30462	REPAIR & MAINT - EQUIPMENT & T	8,500	4,250	1,024	7,476	12%	0	368	4%
403-591-531-30467	REPAIR & MAINT-MAINS & LINES	35,000	17,500	7,126	27,874	20%	0	10,071	72%
403-591-531-30468	REPAIR & MAINTENANCE - SERVICE	6,816	3,408	2,596	4,220	38%	0	3,342	33%
403-591-531-30469	CONTRACTUAL TREE TRIMMING & LI	30,000	15,000	13,041	16,959	44%	0	3,200	20%
403-591-531-30491	OTHER OPERATING EXPENSES	454,408	227,204	229,703	224,705	51%	0	50	1%
403-591-531-30521	OPERATING SUPPLIES	800	400	119	681	15%	0	65	5%
403-591-531-30522	OPERATING SUPPLIES - UNIFORMS	14,049	7,025	8,496	5,553	61%	0	6,916	46%
403-591-531-60635	STREET LIGHTS	20,600	10,300	18,294	2,306	89%	0	0	0%
403-591-531-60636	SIGNALIZATION	40,000	20,000	0	40,000	0%	0	90	0%
403-591-531-60642	VEHICLES	150,000	75,000	149,400	600	100%	395,395	0	0%
403-591-531-60646	EQUIPMENT - FIBER OPTIC SYSTEM	305,000	152,500	19,951	285,049	7%	0	0	0%
403-591-531-70731	HONEYWELL LOAN PRINCIPAL	86,946	43,473	42,974	43,972	49%	0	40,433	50%
403-591-531-70732	HONEYWELL LOAN INTEREST	11,076	5,538	6,036	5,040	55%	0	7,934	41%
403-591-531-70733	BUCKET TRUCKS LOAN PRINCIPAL	101,495	50,748	0	101,495	0%	0	0	0%
403-591-531-70734	BUCKET TRUCK LOAN INTEREST	14,086	7,043	0	14,086	0%	0	0	0%
	TOTAL ELECTRIC DISTRIBUTION	2,336,810	1,168,405	776,991	1,559,819	33%	395,395	327,330	18%
	ELECTRIC WAREHOUSE								
403-502-531-10120	REGULAR SALARIES & WAGES	31,022	15,511	14,455	16,567	47%	0	13,795	45%
403-502-531-10140	OVERTIME	3,667	1,834	471	3,196	13%	0	323	19%
403-502-531-10210	FICA TAXES	2,654	1,327	941	1,713	36%	0	938	40%
403-502-531-10220	RETIREMENT CONTRIBUTIONS	4,163	2,082	1,676	2,487	40%	0	1,652	45%
403-502-531-10230	LIFE & HEALTH INSURANCE	6,938	3,469	3,638	3,300	52%	0	3,172	48%
403-502-531-30430	UTILITIES	4,000	2,000	1,901	2,099	48%	0	1,245	31%
403-502-531-30461	R/M-OFFICE EQUIPMENT	300	150	129	171	43%	0	199	50%
403-502-531-30462	REPAIR & MAINT - EQUIP AND TOO	5,000	2,500	213	4,787	4%	0	5	67%
403-502-531-30463	REPAIR & MAINT - BLDS AND GROU	3,000	1,500	217	2,783	7%	0	1,247	39%
403-502-531-30464	REPAIRS TURNKEY - HURRICANE MI	0	0	0	0	0%	0	12,375	100%
403-502-531-30491	OTHER OPERATING EXPENSE	500	250	584	(84)	117%	0	12	39%
403-502-531-30521	OPERATING SUPPLIES	1,500	750	554	946	37%	0	760	76%
403-502-531-30522	OPERATING SUPPLIES - UNIFORMS	700	350	350	350	50%	0	313	47%
	TOTAL ELECTRIC WAREHOUSE	63,444	31,722	25,128	38,316	40%	0	36,036	51%
	HURRICANE MICHEAL- ELECTRIC								
403-539-531-10120	REGULAR SALARIES & WAGES - LIN	94,378	47,189	36,037	58,341	38%	0	48,240	35%
403-539-531-10140	OVERTIME - LINE CLEARING CREW	6,200	3,100	1,943	4,257	31%	0	2,250	27%
403-539-531-10210	FICA TAXES - LINE CLEARING CRE	7,694	3,847	2,674	5,020	35%	0	5,023	47%
403-539-531-10220	RETIREMENT CONTRIBUTIONS - LIN	12,069	6,035	3,952	8,117	33%	0	5,371	33%
403-539-531-10230	LIFE & HEALTH INS - LINE CLEAR	18,508	9,254	11,166	7,342	60%	0	9,071	34%
403-539-531-30343	PROFESSIONAL SERVICES	55,462	27,731	10,345	45,117	19%	0	95,239	54%
403-539-531-30469	CONTRACTUAL SRVC TREE TRIMMING	140,000	70,000	73,484	66,516	53%	0	97,478	50%
403-539-531-60640	STORM HARDENING POLES EQUIPME	15,000	7,500	0	15,000	0%	0	6,503	87%
403-539-531-70191	H-M LOAN CCB 3M '19 PRINCIPAL	1,000,000	500,000	500,000	500,000	50%	0	497,622	100%
403-539-531-70192	H-M LOAN CCB 3M '19 INT	65,500	32,750	39,075	26,425	60%	0	56,172	48%
	TOTAL HURRICANE MICHAEL	1,414,811	707,406	678,677	736,134	48%	0	822,968	69%
	TOTAL ELECTRIC FUND	19,287,813	9,643,907	9,782,632	9,505,181	51%	395,395	7,263,695	43%
	WATER ADMINISTRATION								
404-520-533-10110	EXE SALARIES & WAGES	14,901	7,451	6,574	8,327	44%	0	6,484	44%
404-520-533-10120	REGULAR SALARIES & WAGES	19,685	9,843	19,667	18	100%	0	8,995	24%
404-520-533-10140	OVERTIME	800	400	1,046	(246)	131%	0	161	18%
404-520-533-10210	FICA TAXES	2,551	1,276	2,026	525	79%	0	1,142	40%
404-520-533-10220	RETIREMENT CONTRIBUTIONS	4,147	2,074	3,144	1,003	76%	0	1,856	41%
404-520-533-10230	LIFE & HEALTH INSURANCE	4,535	2,268	3,336	1,199	74%	0	2,149	47%
404-520-533-30320	ACCOUNTING & AUDITING SERVICES	8,408	4,204	5,830	2,578	69%	0	4,950	52%
404-520-533-30341	CONTRACTUAL SERVICES	10,369	5,185	154	10,215	2%	0	2,327	22%
404-520-533-30343	PROFESSIONAL SERVICES	27,866	13,933	4,030	23,836	15%	0	21,078	42%
404-520-533-30390	CONTINGENCY	40,000	20,000	0	40,000	0%	0	0	0%
404-520-533-30402	TRAVEL EXPENSE	200	100	0	200	0%	0	0	0%
404-520-533-30404	OIL & GREASE	100	50	0	100	0%	0	0	0%
404-520-533-30405	TIRES	400	200	0	400	0%	0	0	0%
404-520-533-30410	TELEPHONE	3,594	1,797	827	2,767	23%	0	1,817	51%
404-520-533-30440	RENTALS & LEASES	2,000	1,000	354	1,646	18%	0	226	11%
404-520-533-30451	INSURANCE - PROPERTY LIABILITY	39,111	19,556	22,238	16,873	57%	0	30,061	71%
404-520-533-30491	OTHER OPERATING EXPENSE	3,753	1,877	1,994	1,759	53%	0	1,347	22%
404-520-533-30493	TRAINING	1,000	500	0	1,000	0%	0	0	0%
404-520-533-30501	PERMITS & FEES	1,000	500	0	1,000	0%	0	0	0%
404-520-533-30511	OFFICE SUPPLIES	208	104	0	208	0%	0	0	0%
404-520-533-30521	OPERATING SUPPLIES	300	150	0	300	0%	0	0	0%
404-520-533-30522	OPERATING SUPPLIES - UNIFORMS	198	99	117	81	59%	0	96	38%

ACCOUNT NUMBER	ACCOUNT DESCRIPTION	FY 2021 BUDGET	6 MONTH YTD BUDGET	6 MONTHS YTD 3/31/2021	(OVER) UNDER	50%	PURCHASE ORDERS	PRIOR YTD AMOUNT 3/31/2020	PRIOR YTD% 3/31/2020
404-520-533-31000	OTHER OPERATING EXP - IT SUPPO	8,400	4,200	4,200	4,200	50%	0	4,002	50%
404-520-533-70031	2003 BOND DEBT SERVICE PRINCIP	97,096	48,548	145,894	(48,798)	150%	0	106,394	100%
404-520-533-70032	2003 BOND DEBT SERVICE INTERES	20,373	10,187	30,310	(9,937)	149%	0	35,596	53%
404-520-533-70111	2011 BOND DEBT SERVICE PRINCIP	26,851	13,426	26,851	(0)	100%	0	27,400	100%
404-520-533-70112	2011 BOND DEBT SERVICE INTERES	16,195	8,098	16,195	0	100%	0	29,590	86%
404-520-533-70710	SRL DRNK WTR 200601 PRIN	230,433	115,217	113,890	116,543	49%	0	118,678	60%
404-520-533-70720	DRK WTR SRL 200601 INT	26,604	13,302	14,629	11,975	55%	0	41,694	51%
404-520-533-70722	2020C FDEP BBT PRINCIPAL	141,071	70,536	70,165	70,906	50%	0	0	0%
404-520-533-70723	2020C FDEP BBT INTEREST	41,360	20,680	21,050	20,310	51%	0	0	0%
404-520-533-70731	HONEYWELL LOAN PRINCIPAL	27,171	13,586	13,430	13,741	49%	0	12,635	50%
404-520-533-70732	HONEYWELL LOAN INTEREST	3,461	1,731	1,886	1,575	55%	0	2,480	43%
404-520-533-90420	Transfer to Sewer	134,005	67,003	67,002	67,003	50%	0	0	0%
404-520-533-90990	TRANSFER OF PROFIT	36,311	18,156	18,156	18,155	50%	0	18,606	15%
404-520-533-90991	TRANSFER TO REFUSE	56,639	28,320	28,320	28,319	50%	0	0	0%
404-520-533-91000	BUSINESS ACTIVITY SHARED EXP	64,998	32,499	32,499	32,499	50%	0	30,198	40%
404-520-535-30393	RATE STABILIZATION	30,000	15,000	0	30,000	0%	0	0	0%
404-520-535-90991	RATE STABILIZATION	0	0	0	0	0%	0	50,000	100%
	TOTAL WATER ADM	1,146,094	573,047	675,813	470,281	59%	0	559,961	52%
	WATER TREATMENT								
404-530-533-30341	CONTRACTUAL SERVICES	395,044	197,522	223,722	171,322	57%	0	191,201	51%
404-530-533-30430	UTILITIES	88,523	44,262	52,548	35,975	59%	0	44,100	48%
404-530-533-30469	REPAIR & MAINT RESERVOIRS	98	49	0	98	0%	0	0	0%
404-530-533-60644	EQUIPMENT	111,972	55,986	55,860	56,112	50%	0	0	0%
	TOTAL WATER TREATMENT	595,637	297,819	332,130	263,507	56%	0	235,301	47%
	HURRICANE MICHAEL - WATER								
404-539-531-10120	REGULAR SALARIES & WAGES - LIN	13,745	6,873	8,449	5,296	62%	0	6,523	39%
404-539-531-10140	OVERTIME- LINE CLEARING CREW	1,021	511	1,435	(414)	141%	0	513	33%
404-539-531-10210	FICA TAXES - LINE CLEARING CRE	1,056	528	721	335	68%	0	504	38%
404-539-531-10220	RETIREMENT CONTRIBUTIONS - LIN	1,582	791	900	682	57%	0	751	38%
404-539-531-10230	LIFE & HEALTH INS - LINE CLEAR	2,967	1,484	1,801	1,166	61%	0	1,561	38%
	TOTAL HURRICANE MICHAEL -WATER	20,371	10,186	13,306	7,065	65%	0	9,852	38%
	WATER DISTRIBUTION								
404-539-533-10120	REGULAR SALARIES & WAGES	98,260	49,130	39,780	58,480	41%	0	37,546	42%
404-539-533-10140	OVERTIME	7,458	3,729	1,690	5,768	23%	0	1,621	23%
404-539-533-10210	FICA TAXES	8,161	4,081	2,863	5,298	35%	0	2,665	36%
404-539-533-10220	RETIREMENT CONTRIBUTIONS	12,876	6,438	4,460	8,416	35%	0	4,435	46%
404-539-533-10230	LIFE & HEALTH INSURANCE	21,130	10,565	12,938	8,192	61%	0	13,977	49%
404-539-533-30403	GASOLINE & DIESEL	2,351	1,176	254	2,097	11%	0	1,522	52%
404-539-533-30404	OIL & GREASE	399	200	0	399	0%	0	34	7%
404-539-533-30405	TIRES	489	245	0	489	0%	0	376	50%
404-539-533-30406	AUTO PARTS	786	393	626	160	80%	0	138	20%
404-539-533-30407	VEHICLE REPAIRS-PARTS AND LABO	1,475	738	1,031	444	70%	0	0	0%
404-539-533-30440	RENTALS/LEASES	500	250	0	500	0%	0	0	0%
404-539-533-30462	REPAIR & MAINT- EQUIPMENT & TO	646	323	0	646	0%	0	496	16%
404-539-533-30464	REPAIRS TURNKEY - HURRICANE MI	0	0	0	0	0%	0	47,712	100%
404-539-533-30467	REPAIR & MAINT.-MAINS & LINES	4,000	2,000	68	3,932	2%	0	1,500	21%
404-539-533-30468	REPAIR & MAINT.- SERVICES	3,500	1,750	377	3,123	11%	0	1,062	10%
404-539-533-30491	OTHER OPERATING EXPENSE	1,000	500	71	929	7%	0	0	0%
404-539-533-30521	OPERATING SUPPLIES	500	250	157	343	31%	0	98	20%
404-539-533-30522	OPERATING SUPPLIES - UNIFORMS	1,786	893	1,049	737	59%	0	861	45%
404-539-533-60610	JOYLAND WELL LAND & EQUIPMENT	55,277	27,639	0	55,277	0%	55,277	0	0%
404-539-533-60644	EQUIPMENT	36,000	18,000	0	36,000	0%	0	0	0%
404-539-533-60646	EQUIPMENT FIBER OPTIC SYSTEM U	65,000	32,500	13,755	51,245	21%	0	0	0%
	TOTAL WATER DISTRIBUTION	321,594	160,797	79,117	242,477	25%	55,277	114,042	22%
	TOTAL WATER FUND	2,083,696	1,041,848	1,100,366	983,329	53%	55,277	919,155	43%
	GAS ADMINISTRATION								
405-520-532-10110	EXE SALARIES & WAGES	14,758	7,379	6,574	8,184	45%	0	6,484	44%
405-520-532-10120	REGULAR SALARIES & WAGES	19,496	9,748	9,121	10,375	47%	0	8,995	46%
405-520-532-10140	OVERTIME	298	149	777	(479)	261%	0	161	22%
405-520-532-10210	FICA TAXES	2,643	1,322	1,195	1,448	45%	0	1,142	43%
405-520-532-10220	RETIREMENT CONTRIBUTIONS	4,148	2,074	1,882	2,266	45%	0	1,855	45%
405-520-532-10230	LIFE & HEALTH INSURANCE	5,183	2,592	2,435	2,748	47%	0	2,149	48%
405-520-532-30320	ACCOUNTING & AUDITING SERVICES	8,408	4,204	5,830	2,578	69%	0	4,950	52%
405-520-532-30341	CONTRACTUAL SERVICES	16,120	8,060	154	15,966	1%	0	10,226	59%
405-520-532-30343	PROFESSIONAL SERVICES	10,041	5,021	425	9,616	4%	0	7,391	96%
405-520-532-30380	PURCHASED GAS	722,911	361,456	530,138	192,773	73%	0	368,214	48%
405-520-532-30390	CONTINGENCY	17,794	8,897	0	17,794	0%	0	0	0%
405-520-532-30393	RATE STAABILIZATION	16,750	8,375	0	16,750	0%	0	0	0%
405-520-532-30402	TRAVEL EXPENSE	200	100	0	200	0%	0	0	0%
405-520-532-30403	GAS & DIESEL	500	250	0	500	0%	0	0	0%
405-520-532-30404	OIL & GREASE	100	50	0	100	0%	0	43	43%
405-520-532-30405	TIRES	100	50	0	100	0%	0	0	0%
405-520-532-30410	TELEPHONE EXPENSE	3,595	1,798	762	2,833	21%	0	1,818	51%
405-520-532-30440	RENTALS/LEASES	443	222	354	89	80%	0	226	11%
405-520-532-30451	INSURANCE - PROPERTY LIABILITY	24,444	12,222	13,899	10,545	57%	0	18,788	71%
405-520-532-30491	OTHER OPERATING EXPENSE	3,550	1,775	2,245	1,305	63%	0	1,191	19%
405-520-532-30493	TRAINING	5,000	2,500	140	4,860	3%	0	0	0%
405-520-532-30511	OFFICE SUPPLIES	300	150	262	38	87%	0	12	4%
405-520-532-30521	OPERATING SUPPLIES	300	150	19	281	6%	0	33	75%
405-520-532-30522	OPERATING SUPPLIES - UNIFORMS	200	100	144	56	72%	0	96	38%
405-520-532-30580	TAXES-STATE ASSESMENT	3,006	1,503	879	2,127	29%	0	919	32%
405-520-532-31000	OTHER OPERATING EXP - IT SUPPO	8,400	4,200	4,200	4,200	50%	0	4,002	50%
405-520-532-70111	2011 BOND DEBT SERVICE PRINCIP	26,851	13,426	26,851	(0)	100%	0	27,400	100%
405-520-532-70112	2011 BOND DEBT SERVICE INTERES	16,195	8,098	16,195	0	100%	0	29,590	85%
405-520-532-90990	TRANSFER OF PROFIT	341,507	170,754	170,754	170,753	50%	0	174,990	66%
405-520-532-91000	BUSINESS ACTIVITY SHARED EXP	46,377	23,189	23,189	23,189	50%	0	21,450	45%
	TOTAL GAS ADM	1,319,618	659,809	818,423	501,195	62%	0	692,123	51%
	GAS DISTRIBUTION								
405-561-532-10120	REGULAR SALARIES & WAGES	126,836	63,418	72,902	53,934	58%	0	47,023	45%
405-561-532-10140	OVERTIME	3,148	1,574	1,999	1,149	64%	0	1,321	32%

ACCOUNT NUMBER	ACCOUNT DESCRIPTION	FY 2021 BUDGET	6 MONTH YTD BUDGET	6 MONTHS YTD 3/31/2021	(OVER) UNDER	50%	PURCHASE ORDERS	PRIOR YTD AMOUNT 3/31/2020	PRIOR YTD% 3/31/2020
405-561-532-10210	FICA TAXES	7,974	3,987	5,486	2,488	69%	0	3,427	45%
405-561-532-10220	RETIREMENT CONTRIBUTIONS	12,508	6,254	8,448	4,060	68%	0	5,580	46%
405-561-532-10230	LIFE & HEALTH INSURANCE	20,847	10,424	12,033	8,814	58%	0	11,636	50%
405-561-532-30403	GASOLINE & DIESEL	2,000	1,000	1,194	806	60%	0	1,186	29%
405-561-532-30404	OIL & GREASE	500	250	250	250	50%	0	10	2%
405-561-532-30405	TIRES	500	250	675	(175)	135%	0	211	42%
405-561-532-30406	VEHICLE PARTS	1,300	650	17	1,283	1%	0	213	16%
405-561-532-30407	VEHICLE REPAIR PARTS AND LABO	500	250	0	500	0%	0	0	0%
405-561-532-30430	UTILITIES	2,520	1,260	1,170	1,351	46%	0	620	25%
405-561-532-30440	RENTALS/LEASES	400	200	0	400	0%	0	0	0%
405-561-532-30462	REPAIR & MAINT-EQUIPMENT & TOO	600	300	307	293	51%	0	0	0%
405-561-532-30467	MAINT. OF MAINS & LINES - GAS	9,360	4,680	6,683	2,677	71%	0	2,139	36%
405-561-532-30468	MAINTENANCE OF SERVICES - GAS	5,030	2,515	3,476	1,554	69%	0	0	0%
405-561-532-30491	OTHER OPERATING EXPENSE	500	250	119	381	24%	0	26	3%
405-561-532-30520	OPER SUPP-WATER HEATERS	1,200	600	0	1,200	0%	0	0	0%
405-561-532-30521	OPERATING SUPPLIES	200	100	101	99	51%	0	0	0%
405-561-532-30522	OPERATING SUPPLIES - UNIFORMS	1,984	992	1,165	819	59%	0	956	46%
405-561-532-60644	EQUIPMENT	5,000	2,500	0	5,000	0%	0	0	0%
405-561-532-60646	EQUIPMENT - FIBER OPTIC SYSTEM	65,000	32,500	4,327	60,673	7%	0	0	0%
	TOTAL GAS DISTRIBUTION	267,907	133,954	120,353	147,554	45%	0	74,348	24%
	TOTAL GAS FUND	1,587,525	793,763	938,776	648,749	59%	0	766,470	46%
	REFUSE ADMINISTRATION								
406-410-539-30320	ACCOUNTING & AUDITING SERVICES	8,408	4,204	5,830	2,578	69%	0	4,950	43%
406-410-539-30390	CONTINGENCY	21,273	10,637	0	21,273	0%	0	0	0%
406-410-539-30393	RATE STABILIZATION	5,000	2,500	0	5,000	0%	0	0	0%
406-410-539-30443	RESIDENTIAL REFUSE	650,628	325,314	321,685	328,943	49%	0	267,724	41%
406-410-539-30451	INSURANCE - PROPERTY LIABILITY	19,555	9,778	11,119	8,436	57%	0	15,030	66%
406-410-539-30480	YARD/SOLID WASTE TIPPING FEES	117,682	58,841	42,560	75,122	36%	0	47,264	40%
406-410-539-30491	Other Operating Expense	750	375	438	312	58%	0	0	0%
406-410-539-31443	COMMERCIAL REFUSE	552,420	276,210	270,298	282,122	49%	0	217,990	41%
406-410-539-90000	TRANSFER TO LANDFILL	12,274	6,137	6,137	6,137	50%	0	0	0%
406-410-539-90990	TRANSFER PROFITS TO GF	33,758	16,879	16,879	16,879	50%	0	17,298	53%
406-410-539-91000	BUSINESS ACTIVITY SHARED EXP	48,719	24,360	24,360	24,359	50%	0	22,650	50%
	TOTAL REFUSE ADM	1,470,467	735,234	699,305	771,162	48%	0	592,907	42%
	LANDFILL OPERATIONS								
407-422-536-10120	REGULAR SALARIES & WAGES	48,390	24,195	27,293	21,097	56%	0	20,169	38%
407-422-536-10140	OVERTIME	2,575	1,288	257	2,318	10%	0	593	23%
407-422-536-10210	FICA TAXES	3,899	1,950	1,956	1,943	50%	0	1,470	25%
407-422-536-10220	RETIREMENT CONTRIBUTIONS	6,116	3,058	3,088	3,028	51%	0	2,412	27%
407-422-536-10230	LIFE & HEALTH INSURANCE	10,193	5,097	7,603	2,590	75%	0	6,056	42%
407-422-536-30312	ENGINEERING FEES	4,500	2,250	0	4,500	0%	0	0	0%
407-422-536-30341	CONTRACTUAL SERVICES	21,000	10,500	0	21,000	0%	0	0	0%
407-422-536-30346	MONITORING FEES	30,000	15,000	12,125	17,875	40%	0	12,125	28%
407-422-536-30390	CONTINGENCY	10,000	5,000	0	10,000	0%	0	0	0%
407-422-536-30393	RATE STABILIZATION	5,000	2,500	0	5,000	0%	0	0	0%
407-422-536-30430	UTILITIES	1,200	600	484	716	40%	0	421	37%
407-422-536-30462	REPAIR & MAINT-EQUIPMENT & TOO	500	250	0	500	0%	0	17	4%
407-422-536-30463	REPAIR & MAINT.-BUILDINGS & GR	2,100	1,050	2,095	5	100%	0	1,996	91%
407-422-536-30491	OTHER OPERATING EXPENSE	500	250	638	(138)	128%	0	117	13%
407-422-536-30493	TRAINING	3,000	1,500	0	3,000	0%	0	1,705	87%
407-422-536-90990	TRANSFER PROFIT	37,892	18,946	18,946	18,946	50%	0	19,416	50%
407-422-536-91000	BUSINESS ACTIVITY SHARED EXP	5,000	2,500	2,500	2,500	50%	0	0	0%
	TOTAL LANDFILL FUND	191,865	95,933	76,985	114,880	40%	0	66,499	37%
	TELECOMMUNICATIONS								
508-539-539-10110	EXECUTIVE SALARIES & WAGES	50,000	25,000	32,528	17,472	65%	0	22,021	41%
508-539-539-10210	FICA	3,825	1,913	1,722	2,103	45%	0	1,561	44%
508-539-539-10220	RETIREMENT CONTRIBUTIONS	6,000	3,000	2,885	3,115	48%	0	2,639	36%
508-539-539-10230	LIFE & HEALTH INSURANCE	10,000	5,000	5,469	4,531	55%	0	5,588	48%
508-539-539-30341	CONTRACTUAL SERVICES	75,000	37,500	13,255	61,745	18%	0	23,900	47%
508-539-539-30343	PROFESSIONAL SERVICES	1,000	500	422	579	42%	0	25	5%
508-539-539-30402	TRAVEL EXPENSE	1,000	500	0	1,000	0%	0	0	0%
508-539-539-30403	GAS & DIESEL	500	250	0	500	0%	0	27	3%
508-539-539-30410	TELEPHONE	3,000	1,500	(1,029)	4,029	0%	0	413	16%
508-539-539-30430	UTILITIES	8,231	4,116	4,454	3,777	54%	0	2,507	25%
508-539-539-30491	OTHER OPERATING EXPENSES	26,983	13,492	4,046	22,937	15%	0	48,538	88%
508-539-539-60642	VEHICLES	26,000	13,000	0	26,000	0%	0	0	0%
508-539-539-60644	EQUIPMENT	35,490	17,745	29,593	5,897	83%	0	7,072	28%
	TOTAL TELECOMMUNICATIONS	247,029	123,515	93,344	153,685	38%	0	114,290	46%
	TOTAL ENTERPRISE FUND	33,071,572	16,535,786	15,260,575	17,810,995	46%	596,179	11,532,354	41%
	TOTAL ALL FUNDS	44,687,653	22,343,827	19,984,541	24,703,111	45%	892,302	16,553,114	43%

FINANCE

Revenues Report

ACCOUNT NUMBER	ACCOUNT DESCRIPTION	FY 2021 BUDGET	6 MONTH YTD BUDGET	6 MONTHS YTD 3/31/2021	OVER (UNDER) BUDGET	50%	PRIOR YTD AMOUNT 3/31/2020	PRIOR YTD % 3/31/2020
GENERAL FUND REVENUE								
001-311-10000	CURRENT AD VALOREM TAX	1,137,371	568,686	936,387	200,984	82%	904,715	82 %
001-312-41000	SALES-LOCAL OPTION GAS TAX	223,214	111,607	145,942	77,272	65%	150,137	60 %
001-312-60000	LOCAL GOV INFRASTRUCTURE SURTA	502,191	251,096	289,299	212,892	58%	273,249	55 %
001-314-80000	UTILITY SERVICE TAX - PROPANE	8,800	4,400	4,034	4,766	46%	4,141	36 %
001-315-00000	COMMUNICATION SERVICES TAX	219,559	109,780	115,429	104,130	53%	108,258	51 %
001-321-10000	PROFESSIONAL & OCCUPATION LICE	11,000	5,500	18,736	(7,736)	170%	4,980	45 %
001-321-11000	COMPETENCY LICENSE	275	138	0	275	0%	0	0 %
001-322-10000	PERMITS	148,608	74,304	61,635	86,973	41%	83,451	70 %
001-329-10000	OTHER LICENSES, FEES & PERMITS	1,660	830	360	1,300	22%	275	7 %
001-331-50000	FEMA REIMBURSEMENT MICHAEL	500,000	250,000	291,394	208,606	58%	0	0 %
001-334-49000	State Grant - Transportation	472,939	236,470	5,543	467,397	1%	191,265	53 %
001-335-12000	STATE REVENUE SHARING PROCEEDS	246,411	123,206	144,535	101,876	59%	159,868	53 %
001-335-14000	STATE - MOBILE HOME LICENSE	1,423	712	1,068	355	75%	1,117	80 %
001-335-15000	STATE - ALCOHOLIC BEVERAGE LIC	5,043	2,522	3,521	1,522	70%	3,631	121 %
001-335-17000	STATE - D O T REIMBURSEMENT	123,345	61,673	62,486	60,859	51%	7,250	8 %
001-335-18000	STATE - HALF CENT SALES TAX	259,356	129,678	159,677	99,679	62%	148,515	50 %
001-335-23000	FIREFIGHTERS SUPP COMPENSATION	1,474	737	2,430	(956)	165%	810	54 %
001-335-41000	STATE - REBATE ON MUN VEH FUEL	10,483	5,242	5,265	5,218	50%	5,671	63 %
001-335-43000	STATE DEPARTMENT OF HIGHWAY PA	605	303	210	395	35%	340	0 %
001-335-50000	STATE - ECONOMIC DEVELOPMENT	75,000	37,500	0	75,000	0%	0	0 %
001-340-21000	SERVICES - COUNTY FIRE PROTECT	460,000	230,000	243,344	216,656	53%	230,000	50 %
001-340-21500	SERVICES-FIRE INSPECTIONS	2,500	1,250	1,254	1,246	50%	852	34 %
001-347-21000	REVENUE - BASEBALL	8,500	4,250	0	8,500	0%	0	0 %
001-347-22000	REVENUE - FOOTBALL	5,500	2,750	280	5,220	5%	1,284	23 %
001-347-23000	REVENUE - BASKETBALL	5,429	2,715	280	5,149	5%	5,215	0 %
001-347-24000	REVENUE - DAY CAMP	3,500	1,750	0	3,500	0%	0	0 %
001-347-25000	REVENUE - CHEERLEADING	0	0	0	0	0%	-60	0 %
001-347-26000	REVENUE - SOFTBALL	1,500	750	0	1,500	0%	0	0 %
001-347-27000	REVENUE - OTHER ACTIVITY FEES	1,500	750	0	1,500	0%	4,279	25 %
001-347-30000	RENT ON FACILITIES	12,701	6,351	2,340	10,361	18%	5,877	0 %
001-347-30010	RENTAL TANYARD CREEK	2,600	1,300	0	2,600	0%	0	0 %
001-347-50000	COKE FUND REVENUE	600	300	100	500	17%	331	0 %
001-359-10000	OTH FINES & FORFEITS	35,500	17,750	14,688	20,812	41%	17,606	50 %
001-361-10000	INTEREST INC ON INVESTMENTS	2,500	1,250	0	2,500	0%	0	0 %
001-364-11000	SALE OF LAND - HILLCREST CEMET	39,000	19,500	9,874	29,126	25%	16,250	135 %
001-364-12000	SALE OF LAND - SUNNYVALE CEMET	53,000	26,500	35,567	17,433	67%	22,880	65 %
001-366-00004	DONATIONS	0	0	865	(865)	0%	0	0 %
001-366-00521	WALMART GRANT - POLICE	0	0	0	0	0%	5,000	100 %
001-366-10001	GADSDEN COUNTY FIRE TRAINING S	0	0	75,000	(75,000)	0%	0	0 %
001-366-10003	FLORIDA DEO RIF GRANT	273,158	136,579	24,642	248,516	9%	0	0 %
001-366-10004	FLORIDA DEM HURRICANE MICHAEL	280,502	140,251	102,002	178,500	36%	121,613	21 %
001-366-10011	VISTA BRACE VOLUNTEER GRANT	29,536	14,768	15,128	14,408	51%	0	0 %
001-366-10012	FDLE CJIS GRANT	26,453	13,227	0	26,453	0%	0	0 %
001-366-10013	COVID19 GADSDEN COUNTY PUBLIC	250,000	125,000	250,000	0	100%	0	0 %
001-366-10014	CORONAVIRUS POLICE GRANT	50,000	25,000	0	50,000	0%	0	0 %
001-369-90000	OTHER MISCELLANEOUS REVENUES	44,725	22,363	53,631	(8,906)	120%	22,089	34 %
001-369-92000	CRA Administrative Fees	20,000	10,000	10,006	9,994	50%	10,002	50 %
001-369-95000	Insurance Proceeds	50,000	25,000	10,231	39,769	20%	261	0 %
001-369-96000	DONATIONS	0	0	1,200	(1,200)	0%	0	0 %
001-382-10000	CONTRIBUTION FR INTER OPER-ELE	4,639,940	2,319,970	2,304,970	2,334,970	50%	2,180,448	50 %
001-382-20000	CONTRIBUTION FR INTER OPER-GAS	341,507	170,754	170,754	170,753	50%	174,990	66 %
001-382-30000	CONTRIBUTION FR INTER OPER-WAT	36,311	18,156	18,156	18,155	50%	18,606	15 %
001-382-40000	CONTRIBUTION FR INTER OPER-REF	33,758	16,879	16,879	16,879	50%	17,298	53 %
001-382-50000	CONTRIBUTION FR INTER OPER-SEW	141,800	70,900	70,900	70,900	50%	57,522	50 %
001-382-60000	CONTRIBUTION FR INTER OPER LAN	37,892	18,946	18,946	18,946	50%	19,416	50 %
001-389-00000	USE OF FUND BALANCE	777,413	388,707	0	777,413	0%	0	0 %
	TOTAL GENERAL FUND REVS	11,616,082	5,808,041	5,698,987	5,917,095	49%	4,979,428	47 %
COMMUNITY REDEVELOPMENT FUND								
002-341-00000	CRA TIF COUNTY FUNDS	297,973	148,987	0	297,973	0%	0	0 %
002-341-10000	CRA TIF CITY FUNDS	171,576	85,788	170,756	820	100%	168,102	102 %
002-361-10000	INTEREST REVENUE	0	0	37	(37)	0%	258	0 %
002-385-00000	CREDIT LINE	0	0	0	0	0%	64,100	100 %
002-389-00000	USE OF FUND BALANCE	142,486	71,243	0	142,486	0%	0	0 %
	TOTAL CRA REVENUE	612,035	306,017	170,793	441,242	28%	232,461	29 %
BUSINESS ACTIVITY AND CUSTOMER								
400-381-10000	INTERFUND TRANSFER	601,953	300,977	300,977	300,977	50%	247,314	44 %
ENTERPRISE FUND REVENUES								
SEWER								
402-331-35000	EPA Grant Reimbursement	364,917	182,459	364,917	0	100%	348,568	191 %
402-331-35001	FLORIDA DEM HURRICANE MICHAEL	0	0	0	0	0%	3,300	100 %
402-331-36000	CDBG GRANT	376,116	188,058	495,226	(119,110)	132%	2,000	0 %
402-331-37000	SAND & GRIT GRANT	0	0	0	0	0%	149,000	100 %
402-331-38000	FLORIDA DEO GAA GRANT	75,000	37,500	0	75,000	0%	0	0 %
402-343-10000	SALES	1,999,365	999,683	1,008,474	990,891	50%	986,710	48 %
402-343-16000	CONNECTIONS	3,823	1,912	5,292	(1,469)	138%	1,764	71 %

ACCOUNT NUMBER	ACCOUNT DESCRIPTION	FY 2021 BUDGET	6 MONTH YTD BUDGET	6 MONTHS YTD 3/31/2021	OVER (UNDER) BUDGET	50%	PRIOR YTD AMOUNT 3/31/2020	PRIOR YTD % 3/31/2020
402-343-17000	FORFEITED DISCOUNTS - PENALTIE	25,936	12,968	15,882	10,054	61%	15,436	77 %
402-343-19000	CUT ON/OFF FEES	13,850	6,925	0	13,850	0%	0	0 %
402-343-50000	SEWER SURCHARGE O/S	849	425	32,238	(31,389)	3797%	27,520	46 %
402-361-10000	INTEREST REVENUE	0	0	169	(169)	0%	584	1113 %
402-381-10000	INTERFUND TRANSFER	448,007	224,004	224,003	224,004	50%	90,626	69 %
402-381-39000	CLEAN WATER SRL GRANT	3,577,000	1,788,500	0	3,577,000	0%	0	0 %
402-389-90000	LOAN PROCEEDS	30,354	15,177	4,327	26,027	14%	0	0 %
402-389-90001	USE OF RETAINED EARNINGS	73,972	36,986	0	73,972	0%	0	0 %
	TOTAL SEWER REV	6,989,189	3,494,595	2,150,528	4,838,661	31%	1,872,823	41 %
	ELECTRIC							
403-331-01019	H-M FEMA REIMB MICHAEL	2,950,000	1,475,000	2,445,319	504,681	83%	0	0 %
403-331-35000	FLORIDA DEM HURRICANE MICHAEL	0	0	0	0	0%	478,807	128 %
403-343-11000	RESIDENTIAL SALES	5,109,653	2,554,827	2,812,457	2,297,196	55%	2,582,635	48 %
403-343-12000	COMMERCIAL SALES	7,081,029	3,540,515	3,401,688	3,679,341	48%	3,443,269	47 %
403-343-13000	INDUSTRIAL SALES	1,296,684	648,342	678,560	618,124	52%	674,007	48 %
403-343-14000	STREET LIGHTING SALES	126,917	63,459	793	126,124	1%	81,550	82 %
403-343-15000	INTERDEPARTMENTAL SALES	261,952	130,976	151,378	110,574	58%	135,913	42 %
403-343-16000	CONNECTIONS	86,514	43,257	8,557	77,957	10%	8,100	10 %
403-343-16500	Hurricane Michael Surcharge	927,294	463,647	495,595	431,699	53%	495,539	52 %
403-343-16710	VISTA BRACE VOLUNTEER GRANT	29,536	14,768	15,128	14,408	51%	0	0 %
403-343-17000	FORFEITED DISCOUNTS - PENALTIE	148,887	74,444	79,845	69,042	54%	85,687	61 %
403-343-18000	SALE OF MATERIAL	3,396	1,698	0	3,396	0%	0	0 %
403-343-18500	SPECIAL PROJECT - MATERIAL SAL	111,459	55,730	0	111,459	0%	2,612	622 %
403-343-19000	CUT ON/OFF FEES	33,046	16,523	19,162	13,884	58%	21,877	57 %
403-343-24000	TRANSFORMER RENT	7,750	3,875	4,229	3,521	55%	4,229	49 %
403-343-27000	MISCELLANEOUS CHARGES	18,072	9,036	376	17,696	2%	2,110	12 %
403-343-28000	REIMBURSEMENT-HURRICANE IRMA	0	0	0	0	0%	4,133	4 %
403-343-90000	MISCELLANEOUS REVENUES	16,232	8,116	1,087	15,145	7%	2,534	21 %
403-361-10000	INTEREST REVENUE	2,552	1,276	141	2,411	6%	1,932	0 %
403-389-90000	LOAN PROCEEDS	142,432	71,216	19,951	122,481	14%	0	0 %
403-389-90001	USE OF RETAINED EARNINGS	934,408	467,204	0	934,408	0%	450,000	100 %
	TOTAL ELECTRIC REV	19,287,813	9,643,907	10,134,268	9,153,545	53%	8,474,935	50 %
	WATER							
404-331-35000	FLORIDA DEM HURRICANE MICHAEL	0	0	0	0	0%	47,712	100 %
404-343-10000	SALES	1,681,097	840,549	864,312	816,785	51%	852,715	52 %
404-343-15000	INTERDEPARTMENTAL SALES	78,527	39,264	42,406	36,121	54%	46,858	47 %
404-343-16000	CONNECTIONS	29,257	14,629	12,888	16,369	44%	19,157	192 %
404-343-17000	FORFEITED DISCOUNTS-PENALTIES	21,532	10,766	12,977	8,555	60%	12,635	60 %
404-343-19000	CUT ON/OFF FEES	135	68	0	135	0%	0	0 %
404-343-27000	MISCELLANEOUS CHARGES	13,028	6,514	(950)	13,978	-7%	8,916	149 %
404-343-30000	WATER SURCHARGE O/S	96,570	48,285	52,558	44,012	54%	45,203	48 %
404-361-10000	INTEREST REVENUE	3,947	1,974	984	2,963	25%	2,538	42 %
404-381-10000	INTERFUND TRANSFER	47,972	23,986	0	47,972	0%	50,000	100 %
404-389-90000	LOAN PROCEEDS	30,354	15,177	13,755	16,599	45%	0	0 %
404-389-90001	USE OF RETAINED EARNINGS	81,277	40,638	0	81,277	0%	0	0 %
	TOTAL WATER REV	2,083,696	1,041,848	998,929	1,084,767	48%	1,085,734	51 %
	GAS							
405-343-10000	GAS SALES	1,328,981	664,491	878,316	450,665	66%	710,521	49 %
405-343-15000	GAS INTERDEPARTMENTAL SALES	7,066	3,533	6,807	259	96%	5,038	56 %
405-343-16000	GAS CONNECTIONS	4,644	2,322	6,685	(2,041)	144%	2,396	114 %
405-343-17000	GAS FORFEITED DISCS-PENALTIES	12,680	6,340	14,721	(2,041)	116%	7,831	56 %
405-343-19000	GAS CUT ON/OFF FEES	140	70	0	140	0%	157	157 %
405-343-27000	GAS OTHER CHARGES	621	311	(26)	647	-4%	40	0 %
405-361-10000	INTEREST REVENUE	0	0	85	(85)	0%	392	0 %
405-369-90000	MISCELLANEOUS REVENUE	54,731	27,366	0	54,731	0%	1,443	1 %
405-381-10000	INTERFUND TRANSFER	122,308	61,154	61,154	61,154	50%	0	0 %
405-389-90000	LOAN PROCEEDS	30,354	15,177	4,327	26,027	14%	0	0 %
405-389-90001	FIBER OPTIC USE OF FUND BALANC	26,000	13,000	0	26,000	0%	0	0 %
	TOTAL GAS REV	1,587,525	793,763	972,068	615,457	61%	727,817	44 %
	REFUSE							
406-343-11000	RESIDENTIAL SALES	724,668	362,334	364,709	359,959	50%	364,508	49 %
406-343-12000	COMMERCIAL SALES	524,491	262,246	256,773	267,718	49%	260,251	52 %
406-343-15000	YARD TRASH COLLECTION	137,194	68,597	71,097	66,097	52%	71,499	49 %
406-343-17000	FORFEITED DISCOUNTS-PENALTIES	27,475	13,738	9,639	17,836	35%	9,565	62 %
406-381-00010	Non-Operating Transfer	56,639	28,320	28,320	28,319	50%	0	0 %
	TOTAL REFUSE REV	1,470,467	735,234	730,538	739,929	50%	705,824	50 %
	LANDFILL							
407-343-44000	GARBAGE TIPPING FEES	179,591	89,796	71,740	107,851	40%	91,139	51 %
407-381-00010	Non-Operating Transfer	12,274	6,137	6,137	6,137	50%	0	0 %
	TOTAL LANDFILL REV	191,865	95,933	77,877	113,988	41%	91,139	51 %
	TELECOMMUNICATION							
508-381-00010	Non-Operating Transfer	149,690	74,845	74,845	74,845	50%	56,028	41 %
508-381-10000	INTERFUND TRANSFER FROM GENERA	61,800	30,900	30,900	30,900	50%	30,000	50 %
508-381-20000	INTERFUND TRNFR FROM ENTERPRIS	31,539	15,770	15,770	15,770	50%	25,512	50 %

ACCOUNT NUMBER	ACCOUNT DESCRIPTION	FY 2021 BUDGET	6 MONTH YTD BUDGET	6 MONTHS YTD 3/31/2021	OVER (UNDER) BUDGET	50%	PRIOR YTD AMOUNT 3/31/2020	PRIOR YTD % 3/31/2020
508-381-30000	INTERFUND TRANSFER FROM CRA	4,000	2,000	2,000	2,000	50%	498	0 %
508-389-00000	OTHER REVENUE	0	0	0	0	0%	1,772	0 %
	TOTAL TELECOMMUNICATIONS REV	247,029	123,515	123,515	123,515	50%	113,810	46 %
	TOTAL ENTERPRISE FND REVS	33,071,571	16,535,786	15,659,493	17,412,079	47%	13,072,082	48 %
	TOTAL REVENUES	44,687,653	22,343,827	21,358,480	23,329,174	48%	18,464,028	48 %

FINANCE

Budget Transfers

CITY OF QUINCY, FL
BUDGET TRANSFER REPORT
FOR THE MONTH ENDED MARCH 31, 2021

GI Account	Account Description	Budget Amount	Amount	Comments
001-001-519-30320	ACCOUNTING AUDITING SERVICES	\$30,062	-\$3,000	10% compliance met
001-001-519-30341	CONTRACTUAL SERVICES	\$20,000	\$3,000	COVID Testing exps - exceed budget
001-001-519-30490	INTEREST EXPENSE	\$0	\$500	Necessary - exps exceed budget
001-160-512-30403	PROFESSIONAL SERVICES	\$157	\$500	Necessary - exps exceed budget
001-160-519-00001	ADMINISTRATIVE EXPENSE	\$30,000	-\$10,950	10% compliance & budget amendment
001-160-512-30343	PROFESSIONAL SERVICES	\$515	\$9,950	Website designer exps
001-210-522-30463	REPAIR MAINT.-BUILDINGS GROUNDS	\$8,577	-\$1,500	Reallocation by Director
001-210-522-30522	OPERATING SUPPLIES - UNIFORMS	\$416	\$1,500	Necessary - exps exceed budget
001-220-521-30403	GASOLINE DIESEL	\$33,000	-\$1,000	10% compliance met
001-220-521-30404	OIL GREASE	\$1,750	\$1,000	Necessary - exps exceed budget
001-220-521-30521	OPERATING MATERIALS SUPPLIES	\$19,739	\$2,500	Necessary - exps exceed budget
001-220-521-30522	OPERATING SUPPLIES - UNIFORMS	\$26,729	-\$2,500	10% compliance met
001-230-522-10140	OVERTIME	\$51,072	-\$1,500	10% compliance met
001-230-522-30404	OIL GREASE	\$500	\$500	Necessary - exps exceed budget
001-230-522-30462	REPAIR MAINT. - EQUIPMENT TOOLS	\$8,422	\$1,000	Necessary - exps exceed budget
001-284-515-10220	RETIREMENT CONTRIBUTIONS	\$19,745	-\$500	10% compliance met
001-284-515-30407	VEH REPAIRS	\$0	\$500	Necessary - exps exceed budget
001-310-572-10120	REGULAR SALARIES WAGES	\$220,551	-\$6,000	Reallocation by Director
001-310-572-30540	OTHER RECREATIONAL ACTIVITIES	\$14,649	-\$4,000	Reallocation by Director
001-440-572-30430	UTILITIES	\$13,395	\$4,000	Necessary - exps exceed budget
001-440-572-60610	HILLSIDE PARK DEVELOPMENT	\$0	\$6,000	Necessary - exps exceed budget
403-520-531-30491	OTHER OPERATING EXPENSE	\$37,000	-\$7,500	Operational allocation required
403-520-531-30512	POSTAGE	\$10,094	\$7,500	Necessary - exps exceed budget
403-591-531-60642	VEHICLES	\$110,000	\$40,000	Necessary - exps exceed budget
403-591-531-70733	BUCKET TRUCKS LOAN PRINCIPAL	\$141,495	-\$40,000	Reallocation by Director
001-230-522-60644	EQUIPMENT	\$35,000	\$36,500	Safety concerns/kitchen repairs-Fire Dpt
001-230-522-10120	REGULAR SALARIES WAGES	\$725,205	-\$15,200	10% compliance met
001-230-522-10130	OTHER SALARIES WAGES - P/T	\$21,321	-\$21,300	Reallocation by Director

Request for Approval

Cinco De Mayo

**CITY OF QUINCY
CITY COMMISSION
AGENDA REQUEST**

Date of Meeting: April 27, 2021

Date Submitted: April 22, 2021

To: Honorable Mayor and Members of the City Commission

From: Jack L McLean Jr., City Manager
Charles J. Hayes, Interim Planning Director

Subject: Request to Use Tanyard Creek for Cinco De Mayo Event

Statement of Issue:

In the April 20, 2021 Special Meeting, the City Commission approved the use of Tanyard Creek for a Cinco De Mayo event with the sale of alcohol. This agenda item is a request to modify the Commission's approval as it relates to Police security for the event scheduled at the Tanyard Creek Park for Cinco De Mayo on May 8, 2021. The Cinco De Mayo event will be family oriented and provide fun and entertainment for all ages.

Background:

Mr. David Garcia's nonprofit is the sponsor of the Cinco De Mayo which will be hosted on May 8, 2021 from 2:00pm – 9:00pm. The Event Planning Kit has now been completed by Mr. Garcia. His experience with events ensure that it will be family friendly and safe. In addition to this he understands the rules of the park as provided and will adhere to them as well as purchase a liability insurance policy listing the City of Quincy as a rider.

The Commission approved providing in-kind support for pre and post event maintenance and cleanup services. The Commission did not approve the required security, because of the current shortage in Police personnel. Accordingly, Mr.

Garcia's nonprofit resorted Commission action was to provide the required security (Police Officers and Security Officers) to enforce traffic and public safety. The wearing of face masks and social distancing will be enforced as well.

Discussion:

The City Manager met with Mr. Garcia following the City Commission Meeting to discuss security planning and the ability to hold an event on May 8, 2021. Mr. Garcia met with the Interim Police Chief on security issues and have identified and committed to the number of security personnel required (see attachment - Police Chief memorandum mental on the number of personnel required for the event). The nonprofit can pay the deposit fees of \$500; however, the organization is not able to pay the security cost related to the event because of the short timetable and its inability at this time to predictably secure vendors that will cover the cost of security.

Cinco De Mayo is a huge festival day among the Mexican American and pretty much all Hispanic peoples living in the United States of America. Not very many people in Mexico actually celebrate Cinco De Mayo, however for people with roots in Mexico who now live in the United States, and even for other people with roots in Central or South America, Cinco De Mayo is a day of celebrating their cultural heritage. The celebration is a general celebration of Mexican and Hispanic heritage.

This festival event is important to a growing, vibrant significant population in the City of Quincy in the County of Gadsden, Florida. The Friends of Tanyard Creek initially proposed, as part of its inception, that this be an annual event to be celebrated in the City of Quincy. (The Friends of Tanyard Creek organizational and structure will be presented at the next City Commission Meeting.) Equally significant, the festival is in sync with and signify the May 1, 2021 reopening of the government and business.

Conclusion/Recommendation:

Staff is recommending the modification of the City Commission's approval of the event to include an appropriation to the nonprofit of \$3,500.00 to help defer the cost of security. The funds will come from GL account number 001-440-572-30491.

OPTIONS:

Option 1: Vote to modify the City's approval of the event to include funding to the nonprofit in the amount of \$3,500.00.

Option 2: Do not approve the use of Tanyard Creek Park.

Staff Recommendation:

Option 1

Attachments:

- Interim Police Chief Memorandum



THE CITY OF QUINCY POLICE DEPARTMENT



121 East Jefferson St

Quincy, Florida 32351

Phone (850) 627-7111

Fax (866) 884-5865

MEMORANDUM

TO: The Honorable City Commissioners and Mayor of the City of Quincy

FROM: Robert Mixson, Captain 

Date: April 23, 2021

Ref: Cinco de Mayo event, May 8th, 2021

On April 20, 2021, the City of Quincy Commission approved the Cinco de Mayo event scheduled for May 8th, 2021 from 12 noon to 5pm. On April 23rd, 2021, Ms. Monica Smart-Gainous, a representative from Public Works, a representative from Parks and Recreation, and members from the Quincy Police Department met at the police station to discuss the event. The event should bring between 400 and 500 patrons. The following planned security for this event will be approved:

1. 3 police officers at \$30.00 per hour for the time of the event for traffic enforcement on Martin Luther King Blvd.
2. 6 licensed and armed private security officers will be hired by the event promoters. These officers will be for the parking lots, entrances, and the main areas of the park.

If the event is attended by more than 500 patrons, the following shall be done:

- 500 patrons but less than 600 to the Cinco de Mayo event, two additional license and armed private security officers shall be contracted
- Any amount of patrons over 600, the event shall have an extra 2 private security officers per 100 people.

CC: David Garcia via Ms. Monica Smart-Gainous
Mr. Jack McLean, City Manager
Agenda Item for the Cinco de Mayo Event

LEGAL SERVICES

And Eviction Moratorium

**CITY OF QUINCY
CITY COMMISSION
AGENDA REQUEST**

Date of Meeting: April 27, 2021

Date Submitted: April 22, 2021

To: Honorable Mayor and Members of the City Commission

From: Jack L McLean Jr., City Manager

Subject: Moratorium On Tenant Evictions

Statement of Issue:

On January 20, 2021, President Joe Biden extended the moratoriums on evictions and foreclosures during the COVID-19 pandemic, ensuring that millions of Americans can stay in their homes during the global health crisis. The extension ended on March 31, 2021. The Centers for Disease Control and Prevention and Departments of Veterans Affairs, Agriculture, and Housing and Urban Development, also extend the foreclosure moratoriums through March 31.

Background:

Around 976 residential housings in Quincy are renter occupied. That represents 36% of all occupied housing. Like millions of Americans facing income disruption and job losses, Quincy residences faced similar shortfalls and income and job losses. The eviction moratorium provided a safety net and prevented local families from falling into homelessness. On January 20, 2021 a City utility customer called the City Manager over a weekend requesting City assistance to help with a pending eviction. To assist the citizen, the Manager called Legal Services of North Florida's Director of Litigation on Sunday to help the customer. As a result of the call, the eviction notice for a household of five individuals was nullified based on the federal moratorium. (The City Commission provided funding to Legal Services of North Florida to assist residents with eviction issues and other property-related issues.)

Discussion:

The federal prohibition of evictions has been extended yet again, bringing relief to tens of millions of renters struggling to catch up. The Centers for Disease Control and Prevention extended its federal moratorium on eviction for non-payment of rent until June 30, 2021.

The tenant must make the following declarations: the tenant declare that he/she used his/her best effort to access government assistance programs, the tenant income is less than \$90,000.00 a year, *or* had an exception for filing taxes in 2019, *or* received a COVID-19 stimulus check, suffered a substantial loss in income *or* lost wages *or* were laid off *or* have extraordinary medical bills and has made his/her best efforts to make timely partial payments toward the rent.

The moratorium does not relieve a tenant of his/her rental obligation. The moratorium specifically reads, “neither the CDC’s order nor the declaration cancels work forgives your obligation to pay rent ...the landlord may seek collection fees, penalties or interest resulting from a failure to pay rent.”

Conclusion/Recommendation:

Staff is recommending that customer service distribute the moratorium eviction information to customers who need temporary rent relief between now and June 30, 2021.

OPTIONS:

Option 1: Vote to direct customer service to distribute moratorium eviction information to customers who need temporary rent relief and Legal Service of North Florida’s contact information.

Option 2: Do not approve the recommended action.

Staff Recommendation:

Option 1