



City Hall

404 West Jefferson Street
Quincy, Florida 32351

www.myquincy.net

Regular City Commission Meeting

Tuesday, December 13, 2022
6:00 PM

City Hall Commission Chamber

City Commissioners

Mayor Keith Dowdell – District I
Mayor Pro Tem Anessa Canidate – District V
Commissioner Angela G. Sapp – District II
Commissioner Ronte R. Harris – District III
Commissioner Frieda Bass-Prieto – District IV

"An All-American City in the Heart of Florida's Future"

HAPPY HOLIDAYS 🎄



City Commission Meeting
Tuesday, December 13, 2022
6: 00 PM
City Hall
Commission Chamber

AGENDA

Call to Order

Invocation

Dr. Tracey Stallworth, Sr. Pastor of Kingdom Glory Worship Assembly
Quincy, FL

Pledge of Allegiance

Roll Call

Approval of Agenda

Proclamations

Honoring Mrs. Maggie King, 102nd Birthday

- Mayor Keith Dowdell

Honoring Joe Bullard

- Mayor Keith Dowdell

Special Presentations

Gadsden County School District (PowerPoint Presentation)

- Elijah Key, Superintendent of Gadsden County Schools

Items for Consent by the Commission

1. Approval of the November 2, 2022, Special Meeting Minutes
 - Janice Shackelford Clemons, City Clerk
2. Approval of the November 8, 2022, Special Meeting Minutes
 - Janice Shackelford Clemons, City Clerk
3. Approval of the November 8, 2022, Regular Commission Meeting Minutes
 - Janice Shackelford Clemons, City Clerk
4. Approval of the November 28, Special Meeting Minutes
 - Janice Shackelford Clemons, City Clerk

COMMENTS FROM THE AUDIENCE

Public Hearing and Ordinances as Scheduled or Agendaed

Public Opportunity to Speak on Commission Propositions – (Pursuant to Sec. 286.0114, Florida Statue and subject to the limitations of Sec. 286.0114(3)(a), Florida Statute)

Resolutions

Reports, Requests and Communications by the City Manager and Commissioners

5. Financial Reports – October 31, 2022
 - Robert Nixon, City Manager
 - Marcia Carty, Finance Director

Reports by Boards and Committees

Other Items Requested to be Agendaed by Commission Member(s), the City Manager and Other City Officials

Comments

- City Manager
- City Clerk
- City Attorney
- Commission Members

Adjournment

Title XIX: PUBLIC BUSINESS - Chapter 286 - PUBLIC BUSINESS: MISCELLANEOUS PROVISIONS -

SECTION 0105 - Notices of meetings and hearings must advise that a record is required to appeal.

286.0105 - Notices of meetings and hearings must advise that a record is required to appeal. Each board, commission, or agency of this state or of any political subdivision thereof shall include in the notice of any meeting or hearing, if notice of the meeting or hearing is required, of such board, commission, or agency, conspicuously on such notice, the advice that, if a person decides to appeal any decision made by the board, agency, or commission with respect to any matter considered at such meeting or hearing.

PROCLAMATION HONORING AND
CELEBRATING THE 102ND
BIRTHDAY OF MRS. MAGGIE KING



PROCLAMATION HONORING & CELEBRATING THE 102ND BIRTHDAY OF MRS. MAGGIE S. KING

WHEREAS, Mrs. Maggie S. King has achieved the milestone of 102 years of age; and

WHEREAS, Mrs. Maggie S. King was born to the late Caldonia Jackson on **December 6, 1920**, in Quincy, Florida and was raised by her grandparents the late Steve and Mother Lou Stevens; and

WHEREAS, Mrs. Maggie S. King attended and graduated from schools in Gadsden County. She was a non-traditional student and attended William S. Stevens High School, Class of 1946. Understanding the importance of education, facing many distractions and difficulties, she was determined to get a quality education. Mrs. Maggie S. King obtained Bachelor (Class of 1956) and Master's (Class of 1959) degrees in Education and a certification in Guidance Counseling from Florida Agricultural and Mechanical University (FAMU), and a certification in Varying Exceptionalities from Florida State University (FSU); and

WHEREAS, Mrs. Maggie S. King wanted to be an educator and started her professional career with the Gadsden County School District as an esteemed and treasured long-time teacher, retiring after 30 years of exemplary work at various elementary schools in the County; and

WHEREAS, Mrs. Maggie S. King also provided major leadership for the Gadsden County School District's Special Olympics, where every single person was welcomed, regardless of ability or disability for over 15 years; and

WHEREAS, Mrs. Maggie S. King reflecting on the many years in the teaching profession was energized and passionate about teaching. She embraced leadership opportunities, was a mentor to others and shared her expertise; and

WHEREAS, Mrs. Maggie S. King knew in the deepest sense that to truly make a difference in a student's life, there needed to be love. Ms. Maggie S. King demonstrated love with patience and understanding, which were so important in her teaching; and

WHEREAS, Mrs. Maggie S. King's love extended to sponsorship and monetary donations so that students in need could attend summer camps in the County. She had a broader vision of education that went beyond mastering skills to instruct the whole child and helping all students flourish; and

WHEREAS, Mrs. Maggie S. King also provided major leadership for the Gadsden County School District's Special Olympics, where every single person was welcomed, regardless of ability or disability for approximately 15 years; and

WHEREAS, The City of Quincy, Mayor, and City Commissioners desire to join the outpouring of respect and admiration for Mrs. Maggie S. King, known as "Mother King".

NOW, THEREFORE, BE IT PROCLAIMED that I, **Mayor Keith Dowdell, City of Quincy** and on the behalf of the City of Quincy Board of Commissioners, hereby offers its admiration, congratulations and very best wishes to **Mrs. Maggie S. King on her 102nd birthday.**

Dated this 13th day of December 2022

KEITH A DOWDELL

Mayor

Robert Nixon, City Manager

Janice Shackelford Clemons, City Clerk

**MAYOR'S PROCLAMATION
HONORING JOE BULLARD**



MAYOR'S PROCLAMATION HONORING JOE BULLARD

WHEREAS, Joe Bullard, a native of Florida attended the University of West Florida and graduated with a bachelor's degree in Journalism in 1974; and

WHEREAS, Joe Bullard started as a radio personality in high school, working on his campus at Jones High School in Orlando, Florida; and

WHEREAS, as a maestro on the mic, Joe Bullard arrived in Tallahassee, Florida in 1974 and became one of the first announcers at WANM and has been a staple in the Big Bend area for over 30 years; and

WHEREAS, since 1975, Joe Bullard has been the voice of the incomparable FAMU Marching 100 band; and

WHEREAS, on October 2, 2022, Joe Bullard was inducted as one of thirteen original black radio personalities into the National Black Radio Hall of Fame; and

WHEREAS, Joe Bullard gets to live out his dream every day by bringing a daily dose of laughter to his listeners; and

WHEREAS, as the voice of 96.1 JAMZ in Tallahassee, Florida fans across the world tune in weekly to the "BEST" radio around to get the latest news, entertainment stories and hear their favorite music played; and

WHEREAS, Joe Bullard reminds us every day how much he loves us, not because of who we are but because of who he is whenever he's around us; and

WHEREAS, Joe Bullard encourages us daily, reminding us that "Tough Times Don't Last, but Tough People Do".

NOW THEREFORE, BE IT PROCLAIMED that the City of Quincy can count on the words of Joe Bullard who further affirms that "God never meant for us to face the tough times alone. That's why he gave us each other."

NOW, THEREFORE, BE IT FURTHER PROCLAIMED that I, **Keith A. Dowdell, Mayor of the City of Quincy, Florida**, along with my colleagues of the City of Quincy Commission, Mayor Pro Tem Anessa Canidate, District 5; Commissioner Angela Grant Sapp, District 2; Commissioner Ronte Harris, District 3; and Commissioner Frieda Bass Prieto, District 4, and all the citizens of the City of Quincy, declare December 13, 2022 as the "Almighty" Joe Bullard Day.

KEITH A. DOWDELL
Mayor

Robert Nixon, City Manager

Janice Shackelford Clemons, City Clerk

ITEMS FOR CONSENT

NOVEMBER 2, 2022
SPECIAL MEETING
MINUTES

CITY COMMISSION
Wednesday, November 2, 2022
6:27 P.M. (Eastern)

SPECIAL MEETING
QUINCY, FLORIDA 32351

CITY COMMISSION SPECIAL MEETING MINUTES

The City of Quincy City Commission met in a special in-person meeting on Wednesday, November 2, 2022, with **Mayor Keith Dowdell** opening the meeting up and the following Commissioners present:

Mayor Pro Tem Anessa Canidate
Commissioner Angela G. Sapp
Commissioner Ronte R. Harris
Commissioner Freida Bass-Prieto

City Staff and Guests:

Robert Nixon, City Manager
Gary Roberts, City Attorney
Janice Shackelford Clemons, City Clerk
Marcia Carty, Finance Director
Timothy Ashley, Police Chief
Harold Barber, Quincy Police Department
Jim Southerland Sr., WQTN-13 Administrator
Stephen Gauss, IT

Non-profit organizations present:

Quincy Main Street
Gadsden County Hall of Fame
Gadsden Arts Center
Shaw Quarters Neighborhood Community Action
NAACP
Gadsden County Senior Citizen Foundation
Closing the Achievement Gap
Toys for Tots

The special in-person meeting was recorded and held in accordance with Florida Sunshine Law. (Note: Digital formatted documents/media are public records.)

Called to Order

Mayor Dowdell called the Special Commission meeting to order at 6:27 pm, followed by a roll call.

Mayor Dowdell stated that there are two items for discussion, non-profit organizations, and commission budget.

Special Meeting Items of Discussion

1. Non-Profit Organizations
 - Robert Nixon, City Manager
2. Commission Budget
 - Robert Nixon, City Manager
 - Marcia Carty, Finance Director

Summary of the Discussion by Staff and the Commission

Agenda item #1: Non-Profit Organizations

City Manager Nixon stated that non-profit organizations aid our citizens in many ways.

City Manager Nixon stated that the Commission set aside funds in the budget for non-profit organizations.

City Manager Nixon stated that the Commission heard and received presentations and funding requests from several nonprofit organizations.

City Manager Nixon acknowledged the presence of the non-profit organizations.

City Manager Nixon stated that staff is requesting that only funds are approved to the non-profit Organizations selected by the City Commission, with the completion and approval of the qualifying criteria and application for non-profit organizations requesting grant funding from the City of Quincy.

Commissioner Bass-Prieto questioned if Gadsden Senior Services funding request would remain in for consideration.

Mayor Dowdell stated that Gadsden Senior Services request would remain in for consideration.

GCSCF Board Chair Reginald Cunningham requested that Gadsden County Senior Citizens Foundation proposal replace Gadsden Senior Services proposal.

Commissioner Harris stated that he's perfectly fine with Gadsden County Senior Citizens Foundation's proposal.

Commissioner Harris stated that the proposal from Gadsden County Senior Citizens Foundation would pick up the slack from the other organizations.

Commissioner Harris stated that he would like to provide funding for the non-profit organizations that have requested funding now and come back on November 8, 2022, to address Gadsden County Senior Citizens Foundations.

GCSCF Board Chair Reginald Cunningham stated that the idea is to create a partnership with the City of Quincy.

GCSCF Board Chair Reginald Cunningham stated that the partnership would benefit seniors living in the city.

GCSCF Board Chair Reginald Cunningham asked the Commission to move Gadsden County Senior Services request of \$10,000 to the foundation's request.

GCSCF Board Chair Reginald Cunningham stated that a budget would be provided.

Commissioner Sapp stated that the Commission welcomes partnerships with the county and various organizations.

Commissioner Sapp cautioned to avoid funding programs with nonrecurring funds.

Mayor Dowdell noted that there's only \$54,400 in the Commission line item available to fund non-profit organizations, however the total requested by non-profit organizations is \$88,000.

Commissioner Sapp noted that there is a possibility that the non-profit organizations can be funded per their request if the Commission move funds as discussed in the workshop.

City Manager Nixon reminded the Commission of the discussion in the workshop on the availability of funds.

- \$24,000 in the Community outreach line-item
- \$54,400 in the Aid to non-profit organization line-item
- \$25,000 in the Professional services line-item (Note Commissioner Harris suggested taking \$5,000, from this line-item, leaving \$20,000)

Commissioner Sapp offered a motion to move the available funds in the line-items as outlined by the city manager and to fund non-profit organizations as suggested by the city manager.

- \$24,000 in the Community outreach line-item
- \$54,400 in the Aid to non-profit organization line-item
- \$25,000 in the Professional services line-item (Note Commissioner Harris suggested taking \$5,000, from this line-item, leaving \$20,000)

Commissioner Bass-Prieto seconded the motion.

Commissioner Sapp suggested holding Gadsden County Senior Citizens Foundation \$10,000 request until the November 8 meeting.

Commissioner Harris noted that other community events or activities had not been discussed.

Commissioner Harris stated that unless there's another pot of available monies somewhere he could not support the motion.

Commissioner Harris stated that Quincy Fest and other cultural activities had not been addressed.

Commissioner Harris stated that the Commission had not discussed equitable programming that would include all cultures.

Mayor Pro Tem Candidate stated that if the Commission voted to fund non-profit organizations per the motion and second, this would deplete funds in the associated line items., where would funds come from if the Commission decide to host other events.

City Manager Nixon expressed his concerns where funding could be found to host Quincy Fest.

Mayor Pro Tem Candidate noted that there may be a need to decrease Quincy Main Street Funding.

City Manager Nixon stated that Quincy Main Street did not request funds for Quincy Fest.

Commissioner Sapp noted that Quincy Fest had been successful bringing everyone together.

Commissioner Sapp suggested that the Commission needs to plan to host more cultural activities and make it happen.

Commissioner Harris stated that dollars should be set aside for other events.

Commissioner Harris stated that there should be an event line item in the budget.

Commissioner Harris noted that Quincy Main Street asked for funding for the Blues and BBQ event.

City Manager Nixon noted that Quincy Fest received approximately \$13,000 in funds.

Commissioner Harris strongly encourage his colleagues to set aside dollars for other cultural events.

Commissioner Harris suggested that the Commission provide events to the non-profit organizations to produce.

Commissioner Harris stated HOLA Gadsden should be included in the budget to produce a Cinco de Mayo event.

Commissioner Harris stated that main street does produce good events.

City Manager Nixon stated that staff assist non-profit organizations in producing events, such as trunk of treats.

Commissioner Bass-Prieto stated that she would like to see a line item for events.

Commissioner Bass-Prieto stated that the non-profit organizations do a lot for the community and agrees that there should be a line item for events.

Commissioner Sapp stated how pleased she is to see that the city is moving in the right direction.

Commissioner Harris reminded the Commission that there is a motion and second on the floor.

Commissioner Harris reiterated being concerned that no other activity could be planned if the non-profits organizations were funded as requested.

Commissioner Sapp stated that the non-profit organizations had sat through many meetings and here again.

Commissioner Sapp called for the vote.

Mayor Dowdell stated that he wanted each non-profit organization to receive their requested funding.

Mayor Dowdell stated that he would go with the flow.

Commissioner Harris stated that he could not in good conscience approve the motion on the floor.

Commissioner Harris stated that the mayor was on the path in the last meeting to fund each non-profit organization \$10,000.

Commissioner Harris stated that he would rather see each non-profit organization receive up to \$10,000 in funding and then reconvene to discussed funding Gadsden County Senior Citizens Foundation and other programming.

Commissioner Harris asked the city manager to take a dig deep into the budget where funds could be pulled from to fund the remaining non-profit organizations requests.

Mayor Pro Tem Canidate asked for clarification on how much money would remain in the aid to non-profit line item if each non-profit organization were funded as requested.

City Manager Nixon stated approximately \$3,000.

Mayor Dowdell directed the city clerk to poll the Commission.

Commissioner	Vote
Mayor Dowdell	No
Mayor Pro Tem Canidate	No
Commissioner Sapp	Yes
Commissioner Harris	No
Commissioner Bass-Prieto	Yes

The Motion Fail 3 to 2.

Mayor Pro Tem Candidate stated that she would like to discuss bringing other cultural events to Quincy.

Commissioner Harris offered a motion to fund each non-profit organization up to \$10,000 and the remaining funds would be revisited by the Commission for other events and activities.

Commissioner Harris withdrew the motion.

Commissioner Harris offered a motion to withdraw \$24,000 from the community outreach line item, \$5,000 from professional services line item and transfer the funds into the aid to non-profit organization line item and use the moneys to fund the following non-profit organizations up to \$10,000:

- Quincy Main Street
- Gadsden County Hall of Fame
- Gadsden Arts Center
- Shaw Quarters Neighborhood Community Action
- Gadsden County Senior Citizens Foundation
- NAACP
- Closing the Gap
- Toys for Tots, and the remaining funds would be revisited by the Commission for other events and activities.

Mayor Dowdell seconded the motion.

Mayor Dowdell directed the city clerk to poll the Commission.

Commissioner	Vote
Mayor Dowdell	Yes
Mayor Pro Tem Candidate	Yes
Commissioner Sapp	No
Commissioner Harris	Yes
Commissioner Bass-Prieto	Yes

The Carried 4 to 1.

City Manager Nixon stated that another meeting would be scheduled to address additional funding to non-profit organizations.

Commissioner Harris stated that the Commission's intent is to bring more cultural events for everyone to enjoy.

The adjournment was motioned by Commissioner Sapp and seconded by Commissioner Bass -Prieto at 7:30 pm.

Please Note: The City Commission places the official copies of Commission Meeting Minutes on file with the City Clerk's Office upon approval.

Submitted by Janice Shackelford Clemons, City Clerk

APPROVED:

Keith A. Dowdell, Mayor, and
Presiding Officer of the City
Commission and of the City of
Quincy, Florida

ATTEST:

Janice Shackelford Clemons, City Clerk per
Clerk of the of Quincy, Florida
Clerk of the City Commission thereof

NOVEMBER 8, 2022
SPECIAL MEETING
MINUTES

CITY COMMISSION
Tuesday, November 8, 2022
5:10 P.M. (Eastern)

SPECIAL MEETING
QUINCY, FLORIDA 32351

CITY COMMISSION SPECIAL MEETING MINUTES

The City of Quincy City Commission met in a special in-person meeting on Tuesday, November 8, 2022, with **Mayor Keith Dowdell** opening the meeting up and the following Commissioners present:

Mayor Pro Tem Anessa Canidate – **Late**
Commissioner Angela G. Sapp – **Absent**
Commissioner Ronte R. Harris
Commissioner Freida Bass-Prieto

City Staff and Guests:

Robert Nixon, City Manager
Gary Roberts, City Attorney
Janice Shackelford Clemons, City Clerk
Marcia Carty, Finance Director
Timothy Ashley, Police Chief
Harold Barber, Quincy Police Department
Jim Southerland Sr., WQTN-13 Administrator
Stephen Gauss, IT

Non-profit organizations present:
Gadsden County Senior Citizen Foundation

The special in-person meeting was recorded and held in accordance with Florida Sunshine Law. (Note: Digital formatted documents/media are public records.)

Called to Order

Mayor Dowdell called the Special Commission meeting to order at 5:10 pm, followed by a roll call.

Mayor Dowdell stated that there are two items for discussion, non-profit organizations, and American Rescue Funding.

Commissioner Bass-Prieto offered a motion to excuse Commissioner Sapp and Mayor Pro Tem Canidate from the meeting.

Mayor Dowdell seconded the motion.

Commissioner	Vote
Mayor Dowdell	Yes
Mayor Pro Tem Canidate	Absent

Commissioner Sapp	Absent
Commissioner Harris	Yes
Commissioner Bass-Prieto	Yes

The Motion Fail 3 to 0.

Special Meeting Items of Discussion

1. Non-Profit Organizations
 - Robert Nixon, City Manager

2. American Rescue Funding
 - Robert Nixon, City Manager
 - Marcia Carty, Finance Director

Summary of the Discussion by Staff and the Commission

Agenda item #1: Non-Profit Organizations

City Manager Nixon stated that the special meeting was called to address funding to the Gadsden County Senior Citizens Foundation.

City Manager Nixon stated that in the last meeting the Commission requested more information about the Gadsden County Senior Citizens Foundation, which has been provided.

City Manager Nixon stated that during a previous meeting, the Commission requested to explore funding sources to aid nonprofit organizations.

City Manager Nixon stated that there is \$64,500 available in the American Rescue Funding line item.

City Manager Nixon stated that \$20,000 from the \$64,500 had been set aside for the Salvation Army and Community Action Agency.

City Manager Nixon stated that staff had reached out to the Salvation Army and Community Action Agency but had not heard back from both organizations.

City Manager Nixon stated that staff would make a recommendation how to use to assist citizens with utilities bills.

Finance Director Carty reiterated that \$4000 not be touched to allow persons missed to receive \$100 utility coupon rebate.

Commissioner Bass-Prieto reminded the Commission of the cold weather coming.

City Manager Nixon stated that the Salvation Army had been in Quincy for months, due to an employee taking another job and a replacement had not been found.

City Manager Nixon stated that since the Commission voted to fund the Salvation Army and Community Action Agency and staff had not receive a response from both organizations, staff is preparing to bring a recommendation to assist residents in-house with paying utility bills.

City Manager Nixon also stated that in the last discussion the Commission talk about creating a line item for Gadsden County Senior Services Foundation.

Commissioner Harris stated that the Commission voted and approve to leave \$10,000 in the commission's budget for Gadsden County Senior Services Foundation.

Commissioner Bass-Prieto noted that Reginald Cunningham withdrew Gadsden Senior Services request for funding.

Commissioner Harris reminded the Commission that nonprofits were funded up to \$10,000, so there should be approximately \$25,000 - \$30,000 available in the aid to non-profit line item.

Director Carty noted that the total amount requested by the non-profit organizations is \$83,400.00.

Commissioner Harris reiterated that the non-profit organizations were funded up to \$10,000 and the remaining funds were left in the line item for Commission discussion.

Commissioner Harris noted that Quincy Main Street's request exceeding \$10,000.

Commissioner Harris stated that he at some point would like to complete Quincy Main Street's request for funding, in addition to finding funding for other activities.

Director Carty acknowledged that \$61,000 was funded to the non-profit organizations.

Director Carty stated that Gadsden County Senior Services Foundation request for \$10,000 is included in the \$61,000 allocated to the non-profit's organizations.

Mayor Dowdell stated that tonight's discussion is solely to fund Gadsden County Senior Services Foundation.

GCSCF representative Reginald Cunningham stated that the non-profit organization request is for \$50,000.

GCSCF representative Reginald Cunningham stated that services would be provided to seniors living in the city.

GCSCF representative Reginald Cunningham stated that the city would be invoiced for services the organization provides to seniors.

GCSCF representative Reginald Cunningham stated that an invoice would be submitted for all services provided by GCSCF to the city.

GCSCF representative Reginald Cunningham stated that funds could be used for any services the city selects to provide to seniors.

GCSCF representative Reginald Cunningham stated that there is a letter of support needed for the personal care services.

GCSCF representative Reginald Cunningham noted that there are grants the organization is not currently receiving but applied.

GCSCF representative Reginald Cunningham stated LEHEAP services (utility assistance) is still going on.

GCSCF representative Reginald Cunningham stated local match consists of support from local organizations to GCSCF.

GCSCF representative Reginald Cunningham stated that the county pledged \$100,000.

GCSCF representative Reginald Cunningham stated that all senior services would be ran through the foundation.

GCSCF representative Reginald Cunningham stated that the foundation had not receive any funds yet from the other municipalities.

Commissioner Bass-Prieto noted that the pay scale seemed rather low.

GCSCF representative Reginald Cunningham stated that the organization would bill for services provided to the client.

GCSCF representative Reginald Cunningham noted that there are some services the organization does not provide, such as level 5 meals on wheels.

GCSCF representative Reginald Cunningham stated that he anticipates receiving grant funding in February 2023.

Commissioner Harris stated that he likes the fact moneys being set aside will go directly to help seniors living in the Quincy.

Commissioner Harris offered a motion to set aside \$10,000 from the aid to non-profit organization line item and an additional \$40,000 from the American Rescue Grant Funding line item for a total of \$50,000 to support the Gadsden County Senior Citizens Foundation along with any letters of support needed for any grant application.

Mayor Dowdell seconded the motion.

Commissioner Bass-Prieto stated that she's concerned that a huge portion of the money will not be available until February 2023.

Commissioner Bass-Prieto stated that she's in favor of helping but knows what's coming down the pipeline.

Commissioner Bass-Prieto stated that these funds are non-recurring, and the City may not have any money to fund the senior service organization next year.

Commissioner Bass-Prieto suggested funding the organization with \$20,000 and adding the remaining money to assist with utility bills.

Commissioner Bass-Prieto reminded the Commission that the budget is tight and next year the city would be operating without a Hurricane Michael surcharge.

Commissioner Harris stated that he knows that the senior population has no means of adding extra funds to their income.

Commissioner Harris stated there is an opportunity to assist in helping a long-standing organization get back on its feet.

Commissioner Harris stated that he fully supports GCSCF.

GCSCF representative Reginald Cunningham stated the organization would continue to help seniors regardless of the city not providing funding.

GCSCF representative Reginald Cunningham stated that the organization may not request reimbursement.

GCSCF representative Reginald Cunningham stated that this will be a partnership.

Commissioner Harris stated that he would like the city to sponsor senior activities.

Commissioner Harris stated that he likes the model.

GCSCF representative Reginald Cunningham stated that any activity the Commission would like to sponsor would need to be organized through the city manager.

Mayor Dowdell stated that he takes no issue with supporting the organization.

Commissioner	Vote
Mayor Dowdell	Yes
Mayor Pro Tem Candidate	Yes
Commissioner Sapp	Absent
Commissioner Harris	Yes
Commissioner Bass-Prieto	No

The Motion Carried 3-1

City Manager Nixon noted that there is a non-profit organization requesting an increase in funding.

City Manager Nixon also noted that there are several other non-profit organizations had requested funding, he would address in a future meeting.

The adjournment was motioned by Commissioner Bass-Prieto and seconded by Mayor Pro Tem Candidate at 5:53 pm.

Please Note: The City Commission places the official copies of Commission Meeting Minutes on file with the City Clerk's Office upon approval.

Submitted by Janice Shackelford Clemons, City Clerk

APPROVED:

Keith A. Dowdell, Mayor, and
Presiding Officer of the City
Commission and of the City of
Quincy, Florida

ATTEST:

Janice Shackelford Clemons, City Clerk per
Clerk of the of Quincy, Florida
Clerk of the City Commission thereof

NOVEMBER 8, 2022
REGULAR MEETING
MINUTES

CITY COMMISSION
Tuesday, November 8, 2022
6:07 P.M. (Eastern)

REGULAR MEETING
QUINCY, FLORIDA 32351

CITY COMMISSION REGULAR MEETING MINUTES

The City of Quincy City Commission met in a regular in-person meeting on Tuesday, November 8, 2022, with **Mayor Keith Dowdell** opening the meeting up and the following Commissioners present:

Mayor Pro Tem Anessa Canidate
Commissioner Angela G. Sapp - **Absent**
Commissioner Ronte R. Harris
Commissioner Freida Bass-Prieto

City Staff and Guests:

Robert Nixon, City Manager
Gary Roberts, City Attorney
Janice Shackelford Clemons, City Clerk
Marcia Carty, Finance Director
Timothy Ashley, Police Chief
Tonnie Rollins, Asst. Fire Chief
Stacey Hannigon, Human Resources and Risk Management Director
Charles Hayes, Building and Planning Director
Reggie Bell, Public Works Director
Richard Ash, Utilities Director
DeCody Fagg, Parks and Recreations Director
Jim Southerland Sr., WQTN-13 Administrator

The regular in-person meeting was recorded and held in accordance with Florida Sunshine Law. (Note: Digital formatted documents/media are public records.)

Called to Order

Mayor Dowdell called the Regular Commission meeting to order at 6:07pm. An invocation was provided by Jessica Muse, Pastor of St. James AME Church, Quincy, FL, followed by the pledge of allegiance. Mayor Dowdell requested a roll call.

Commissioner Bass-Prieto offered a motion to excuse Commissioner Sapp from the meeting.

Mayor Pro Tem Canidate seconded the motion.

Commissioner	Vote
Mayor Dowdell	Yes
Mayor Pro Tem Canidate	Yes
Commissioner Sapp	Absent

Commissioner Harris	Yes
Commissioner Bass-Prieto	Yes

The Motion Carried 4 to 0.

Approval of Agenda

Mayor Dowdell requested to add a special presentation by the Quincy Parks and Recreation Department to the agenda.

Commissioner Harris offered a motion to approve the agenda as printed along with adding a special presentation by the Quincy Parks and Recreation Department.

Commissioner	Vote
Mayor Dowdell	Yes
Mayor Pro Tem Candidate	Yes
Commissioner Sapp	Absent
Commissioner Harris	Yes
Commissioner Bass-Prieto	Yes

The Motion Carried 4 to 0.

Proclamation

Honoring Veterans Day

Summary of the Proclamations

Mayor Pro Tem Candidate read in part a proclamation Honoring all veterans and veterans' day.

Mayor Pro Tem Candidate thanked veterans for their service.

Special Presentation

Quincy Parks and Receptions

- Robert Nixon, City Manager
- DeCody Fagg, Parks and Recreation Director

City of Quincy Police Department -Employee Recognition

- Robert Nixon, City Manager
- Leroy Smith, Asst. Police Chief

Summary of the Discussion by Staff and the Commission

Quincy Parks and Receptions

QPRD Coordinator Debady thanked the players and coaches by name for their hard work which allowed Quincy Jaguars 12 u team to bring home the championship trophy.

QPRD Coordinator Debady stated that the next step for the team is nationals December 3-10, 2022, in Plant City, Fl.

QPRD Coordinator Debady stated that financial assistance is needed to aid the team in getting to nationals.

QPRD Director Fagg thanked the coaching staff for being a role model to the players on the team.

QPRD Director Fagg stated how proud he is that the team stuck together and brought home the winning trophy.

QPRD Director Fagg presented each Commissioner a football championship ring.

QPRD Gordon stated that the team is planning to raise money for the trip to Plant City.

Commissioner Harris suggested that QPRD Jaguars and parents serve as grand marshals for the Christmas parade.

Mayor Dowdell thanked the team for their good work.

Mayor Pro Tem Candidate stated that each Commissioner is here to serve as mentors.

City Manager Nixon thanked the cheerleaders for cheering the football team to victory.

City of Quincy Police Department -Employee Recognition

AC Smith thanked the Commission for allowing QPD to recognize some public servants.

Director Hannigon congratulated Police Chief Ashley on his one-year anniversary with the City of Quincy's police department.

Director Hannigon stated that during his one-year tenure, crime is down 20% and violent crimes has been closed at a rate of 80%.

Director Hannigon thanked Chief Ashley for his service to the City of Quincy.

Chief Ashley thanked everyone for their support.

AC Smith stated that he would be presenting the chief's award.

AC Smith commented on a recent arrest stemmed from a shooting occurring in Tallahassee.

AC Smith stated that QPD removed a violent criminal off the streets.

AC Smith commended the officers responsible for the arrest.

AC Smith stated that the chief's award would be presented to four Quincy police officers and FHP officer for their heroic action taken at Murphy USA to resuscitate an unresponsive individual.

AC Smith acknowledged the family members of the police officers.

AC Smith stated that being a law enforcement officer is a compassionate.

Items for Consent by the Commission

1. Approval of the October 25, 2022, Regular Meeting Minutes
 - Janice Shackelford-Clemons, City Clerk
2. Approval of the October 25, 2022, Special Meeting Minutes
 - Janice Shackelford-Clemons
3. Approval of the City of Quincy, Financial Reports/Statements for Twelve Months Ending, September 30, 2022
 - Robert Nixon, City Manager
 - Marcia Carty, Finance Director

Summary of the Discussion by Staff and the Commission

Commissioner Bass-Prieto offered a motion to approve the items for consent.

Commissioner Harris seconded the motion.

Commissioner	Vote
Mayor Dowdell	Yes
Mayor Pro Tem Candidate	Yes
Commissioner Sapp	Absent
Commissioner Harris	Yes
Commissioner Bass-Prieto	Yes

The Motion Carried 4 to 0.

COMMENTS FROM THE AUDIENCE

Denise Hannah, no address provided, gave the following comments:

- Needed the police department on Friday
- Called the police department at 7:43 pm
- Police officer did not arrive until 8:20 pm
- Stated that she and her husband was fearful

- Dispatcher questioned if a police officer responded to the call
- Stated that when the police officer came, he acted as if he didn't want to be bothered
- Stated that she only wanted to provide the police with some important information
- Stated that a car was driving 70 – 80 mph in the neighborhood where she lives
- Provided a portion of the tag number to the police officer
- Requested the police officer view footage from Stewart Street and MLK and any convenience stores along pat Thomas Pkwy on the speeding car
- Police officer stated possibly footage could be obtained and provided the assistance chief's name and 850-627-7111 which is a voicemail
- Stated that extensions have previous employee's information
- Left a message for the chief and assistance chief, received no response
- Stated how upset she is
- Stated that many voice mailboxes are full and need to be emptied and check several times a day
- Stated that the minutes reflect that some citizens are meeting with the city manager and wanted to join these meetings

City Manager Nixon stated that he meets with a few citizens every other Friday as well as parents.

City Manager Nixon stated that all of the meetings are open.

Public Hearings and Ordinances as Scheduled or Agendaed

None

Public Opportunity to Speak on Commission Propositions – (Pursuant to Sec. 286.0114, Fla. Stat. and subject to the limitations of Sec. 286.0114(3)(a), Fla. Stat)

None

Resolutions

None

Reports, Requests, and Communications by the City Manager

4. Approval to Award Ground Storage Water Tank Repair in Conjunction with Consent order No. 22-1902
 - Robert Nixon, City Manager
 - Richard Ash, Utilities Director
5. Approval of the Purchase of Gas System Odorizer
 - Robert Nixon, City Manager

- Richard Ash, Utilities Director

**Agenda item #4: Approval to Award Ground Storage Water Tank Repair in Conjunction with Consent order No. 22-1902
Summary of the Discussion by Staff and the Commission**

City Manager Nixon stated that this project is the final item for consent order 22-1902 signed on July 22, 2022.

City Manager Nixon stated that item entail repairs to each of the three ground storage water tanks in operation at the Water Treatment Plant.

City Manager Nixon stated that other items completed in this consent order is assimilation of the Joyland water system, proper closure/abandonment of the Joyland well, and several small items.

City Manager Nixon stated that based on the project requirements, quotes were requested via advertisement and sent out to six firms who perform this type of work.

City Manager Nixon stated that three responses were received.

City Manager Nixon stated that Razorback LLC was the lower bidder at \$30,000.

City Manager Nixon stated that staff recommends approving the contract to Razorback LLC for \$30,000.

Commissioner Bass-Prieto offered a motion to approve the award to Razorback LLC and direct staff to procure a signed an agreement with Razorback LLC to proceed with the project.

Mayor Dowdell seconded the motion.

Commissioner	Vote
Mayor Dowdell	Yes
Mayor Pro Tem Candidate	Yes
Commissioner Sapp	Absent
Commissioner Harris	Yes
Commissioner Bass-Prieto	Yes

The Motion Carried 4 to 0.

Agenda item #5: Approval of the Purchase of Gas System Odorizer

Summary of the Discussion by Staff and the Commission

City Manager Nixon stated that the City's existing gas system odorizer was purchased in 1973.

City Manager Nixon stated that the company no longer exists and this type of odorizer is no longer manufactured, and that the city is unable to obtain parts.

City Manager Nixon stated that in this year's budget funding was approved to replace the existing gas system odorizer.

City Manager Nixon stated that US Federal Regulation 49 CFR 192.625 (a) states the following "any odorless gas within a distribution or transmission line must contain odorant at the level of 20% or 1/5 the lower explosive limit."

City Manager Nixon stated that the odorant provides the public with an effective warning device to alert them when there is a problem, such as a gas leak.

City Manager Nixon stated that three bids were obtained for a replacement odorizer, and the lowest bid was received from Devtech Sales, Inc in the amount of \$53,130.00.

City Manager Nixon stated that staff recommends approval of the purchase of a gas system odorizer from Devtech Sales, Inc in the amount of \$53,130.00.

Commissioner Bass-Prieto offered a motion to approve the purchase of a gas system odorizer from Devtech Sales, Inc in the amount of \$53,130.00.

Commissioner Canidate seconded the motion.

Commissioner	Vote	
Mayor Dowdell	Yes	
Mayor Pro Tem Canidate	Yes	
Commissioner Sapp	Absent	
Commissioner Harris	Yes	
Commissioner Bass-Prieto	Yes	

The Motion Carried 4 to 0.

Reports by Boards and Committees

None

Other Items Requested to Be Agendaed by Commission Member(s), the City Manager, and Other City Officials

None

Comments

City Manager, Robert Nixon

- Reminded everyone that the city is in the middle of the citywide clean-up from November 7-13

- Stated that the Hall of Fame Gala will be held at 6pm on November 12th at Carter Parramore.
- Stated that the group provided free tickets to the Commission to attend the gala.
- Announced the resignation of Building and Planning Director Charles Hayes.
- Congratulated the rec department football team on their championship.
- Stated that the city is continuing working on strategic planning for parks and recreation.
- Announced that city hall will be closed on Friday, November 11 in honor of for Veterans Day.
- Updated the Commission on the city's preparedness for the coming inclement weather.

Commission

City Clerk, Janice Shackelford Clemons

- No comments

City Attorney, Gary Roberts

- No comments

Commissioner Bass-Prieto

- Stated that the city's pass practice is to cancel the second meeting in November due to the Thanksgiving Holiday.
- Stated that there is a misprint on the city's website for December 15 meeting that needs removing.

Commissioner Harris offered a motion to cancel the November 22nd regular meeting.

Mayor Pro Tem Canidate seconded the motion.

Commissioner	Vote	
Mayor Dowdell	Yes	
Mayor Pro Tem Canidate	Yes	
Commissioner Sapp	Absent	
Commissioner Harris	Yes	
Commissioner Bass-Prieto	Yes	

The Motion Carried 4 to 0.

- Stated that the litter in the city is bad.
- Stated that everyday she picks up bags of litter around her block
- Thanked staff who contributed to the trunk of treats event.
- Stated that the trunk of treats event was well attended.
- Wished everyone a Happy Thanksgiving.
- Reminded everyone about the Blues and BBQ event.

Commissioner Sapp

- Absent

Commissioner Harris

- Stated that the trunk of treats event was very successful and looks forward to next year's trunk of treats.
- Looking forward to the Christmas parade.
- Would like to maybe plan activities after the Christmas parade on Andy Gay's lot, such as food trunks and maybe some entertainment.
- Thanked Police Chief Ashley on his success in solving crime.
- Requested a policy on picking up items not normally picked up.
- Stated that there after the citywide clean-up, the city should seek help with individuals needing community service, non-profit organizations willing to continue the city's clean up efforts.
- Stated that he's planning to attend the Blues, Brews and BBQ event.
- Stated that he's in favor the BBQ event.
- Reminded that the BBQ event did not get put through the ringer. There was not a discussion on needing a alcoholic license or security needed. Asked that other organizations desiring to hold event be given the same courtesy as Quincy Main Street.

Mayor Pro Tem Candidate

- Wished everyone a Happy Thanksgiving

Mayor Dowdell

- Wished everyone a Happy Thanksgiving.
- Kiddos to all the directors for doing an outstanding job.

The adjournment was motioned by Commissioner Bass-Prieto and seconded by Mayor Dowdell at 7:06 pm.

Please Note: The City Commission places the official copies of Commission Meeting Minutes on file with the City Clerk's Office upon approval.

Submitted by Janice Shackelford Clemons, City Clerk

APPROVED:

Keith A. Dowdell, Mayor, and
Presiding Officer of the City
Commission and of the City of
Quincy, Florida

ATTEST:

Janice Shackelford Clemons, City Clerk per
Clerk of the of Quincy, Florida
Clerk of the City Commission thereof

NOVEMBER 28, 2022
SPECIAL MEETING
MINUTES

CITY COMMISSION
Monday, November 28, 2022
5:07 P.M. (Eastern)

SPECIAL MEETING
QUINCY, FLORIDA 32351

CITY COMMISSION SPECIAL MEETING MINUTES

The City of Quincy City Commission met in a special in-person meeting on Monday, November 28, 2022, with Mayor Keith Dowdell opening the meeting up and the following Commissioners present:

Mayor Pro Tem Anessa Canidate
Commissioner Angela G. Sapp **-Absent**
Commissioner Ronte R. Harris
Commissioner Freida Bass-Prieto

City Staff and Guests:

Robert Nixon, City Manager
Gary Roberts, City Attorney
Janice Shackelford Clemons, City Clerk
Marcia Carty, Finance Director
Chief Timothy Ashley, Police Chief
Lt. Carlos Hill, Quincy Police Department
Ofc. Harold Barber, Quincy Police Department
Jim Southerland Sr., WQTN-13 Administrator
Stephen Gauss, IT

Anchor Representative Darryl Ball

The special in-person meeting was recorded and held in accordance with Florida Sunshine Law. (Note: Digital formatted documents/media are public records.)

Called to Order

Mayor Dowdell called the Special Commission meeting to order at 5:07 pm, followed by a roll call.

Mayor Dowdell requested a motion to excuse Commissioner Sapp from the special meeting.

Commissioner Bass-Prieto offered a motion to excuse Commissioner Sapp from the special meeting.

Commissioner Harris seconded the motion.

Commissioner	Vote
Mayor Dowdell	Yes
Mayor Pro Tem Canidate	Yes

Commissioner Sapp	Absent
Commissioner Harris	Yes
Commissioner Bass-Prieto	Yes

The Motion Carried 4 to 0.

Special Meeting Items of Discussion

1. Resolution 1433-2022 – Christmas Parade Road Closure
 - Robert Nixon, City Manager
 - Lt. Carlos Hill, Quincy Police Department

2. Resolution 1434-2022 – Mistletoe Market Road Closure
 - Robert Nixon, City Manager
 - Lt. Carlos Hill, Quincy Police Department

3. FDOT Small Counties Outreach Program Stewart Street from Stewart Street School to US 90
 - Robert Nixon, City Manager
 - Reggie Bell, Public Works Director

4. Approval of the Purchase Water Chlorination System
 - Robert Nixon, City Manager
 - Richard Ash, Utilities Director

Summary of the Discussion by Staff and the Commission

Agenda item #1: Resolution 1433-2022 – Christmas Parade Road Closure

Lt. Hill stated that the road closure is as requested in the resolution.

Lt. Hill stated that there will be adequate police officers working the parade.

Lt. Hill stated that proper insurance had been obtained.

Commissioner Harris offered a motion to approve Resolution 1433-2022.

Commissioner Bass-Prieto seconded the motion.

Commissioner	Vote
Mayor Dowdell	Yes
Mayor Pro Tem Candidate	Yes
Commissioner Sapp	Absent
Commissioner Harris	Yes
Commissioner Bass-Prieto	Yes

The Motion Carried 4 to 0.

Agenda item #2: Resolution 1434-2022 – Mistletoe Market Road Closure

Lt. Hill stated that the road closure is as requested in the resolution.

Lt. Hill stated that there will be adequate police officers working the parade.

Commissioner	Vote
Mayor Dowdell	Yes
Mayor Pro Tem Canidate	Yes
Commissioner Sapp	Absent
Commissioner Harris	Yes
Commissioner Bass-Prieto	Yes

The Carried 4 to 0.

Agenda item #3: FDOT Small Counties Outreach Program Stewart Street from Stewart Street School to US 90

City Manager Nixon stated that this is a change order in the amount of \$16,038.67.

Anchor Representative Darryl Ball stated that the pavement unraveled when traffic was placed on it. The base wase wet which caused a weakening either from a water main break or from subsurface moisture.

Anchor Representative Darryl Ball stated that requested change order is a corrective action from CW Roberts Contractors to repair failed areas and patch asphalt base.

Commissioner Bass-Prieto questioned if this repair would hold the repair in placed.

Anchor Representative Darryl Ball stated that he could not answer the question.

Anchor Representative Darryl Ball stated that the red base will be replaced by a limestone base which is more durable.

Mayor Dowdell noted that the street was paved 5 years ago.

Director Bell stated that the base became unraveled.

Mayor Dowdell asked will this repair solve the problem.

City Manager Nixon stated that the after consultation with the engineers it is determined that this is the proper measure to take in repairing the base.

Mayor Dowdell questioned if these repairs benefit the city or the contractors.

City Manager Nixon reiterated that this is the recommended repair from the engineer firm.

City Manager Nixon stated that the probability is low that another repair is needed within 6 months.

City Manager Nixon stated that this is man against nature, and anything is possible.

City Manager Nixon stated that the city accepted the expert's recommendation.

City Manager Nixon reiterated that the problem occurred due to a watermain break due to surface water creating the problem.

Mayor Dowdell asked what the guarantee is this will not happen again.

Mayor Dowdell asked what the urgency for repairs is if the road is usable.

City Manager Nixon stated that there is a greater liability if the road goes unrepaired.

Commissioner Bass-Prieto offered a motion to approve the change order #3 in the amount of \$16,038.67.

Commissioner Harris seconded the motion.

Commissioner	Vote
Mayor Dowdell	Yes
Mayor Pro Tem Candidate	Yes
Commissioner Sapp	Absent
Commissioner Harris	Yes
Commissioner Bass-Prieto	Yes

The Carried 4 to 0.

Agenda item #4: Approval of the Purchase Water Chlorination System

Director Ash stated the chlorination system is more than 20 years old and parts of the system no longer function properly.

Director Ash stated that the chlorine analyzer at the water treatment failed in 2014.

Director Ash stated that parts are very hard to find.

Commissioner Harris offered a motion to approve the purchase of a Hydro Instruments chlorine analyzer and the chlorine injection unit from Hawkins Inc. for the price of \$6,750.00.

Commissioner Bass-Prieto seconded the motion.

Director Ash stated that every two days the operator go and test the water's tolerance.

Mayor Dowdell questioned if this was sent out to bid.

City Manager Nixon stated that this stated that purchase is consistent with the city's purchasing policy and did not require going through a bidding process.

City Manager Nixon stated that a need was identified, a company was identified that could provide services needed and then the City's purchasing policy was applied.

City Manager Nixon stated that he and the purchasing agent reviewed the policy.

Mayor Dowdell questioned if there was any connection between Hawkins company, the City of Quincy, and any employee.

City Manager Nixon stated that he did not believe so.

Commissioner	Vote
Mayor Dowdell	Yes
Mayor Pro Tem Candidate	Yes
Commissioner Sapp	Absent
Commissioner Harris	Yes
Commissioner Bass-Prieto	Yes

The Carried 4 to 0.

Mayor Dowdell announced that the City of Quincy TV channel is moving from Comcast channel 13 to Comcast 1092.

The adjournment was motioned by Commissioner Bass-Prieto and seconded by Mayor Dowdell at 5:34 pm.

Please Note: The City Commission places the official copies of Commission Meeting Minutes on file with the City Clerk's Office upon approval.

Submitted by Janice Shackelford Clemons, City Clerk

APPROVED:

Keith A. Dowdell, Mayor, and
Presiding Officer of the City
Commission and of the City of
Quincy, Florida

ATTEST:

Janice Shackelford Clemons, City Clerk per
Clerk of the of Quincy, Florida
Clerk of the City Commission thereof

**FINANCIAL STATEMENTS
ENDED OCTOBER 31, 2022**

**CITY OF QUINCY, FL FINANCIAL STATEMENTS
FOR THE ONE MONTH ENDED OCTOBER 31, 2022**



**FINANCIAL
REPORTS**

Presented November 28, 2022

ABSTRACT

The City of Quincy is following the path of financial prudence to ensure the effective usage and management of the available assets and resources to meet the goals and objectives of the City's Commissioners and City Management. The attached financial statements and reports tell the story and highlight the path the City is following...

Marcia Canty, MS, CPA
Finance Director

**CITY OF QUINCY, FL
MONTHLY FINANCIAL REPORTS
FOR THE ONE MONTH ENDED OCTOBER 31, 2022**

TABLE OF CONTENTS

Description of Report	Finance Personnel Assisting
❖ Overview	Marcia Carty
❖ Summary Report of Revenues & Expenses	Marcia Carty
❖ Operating Actual Revenues/Expenses	Marcia Carty
❖ Statement of Operating Revenues	Amanda Matthew
❖ Statement of Operating Expenses	Amanda Matthews
❖ Debt Service Coverage Report	Marcia Carty
❖ Grant Report	Marcia Carty
❖ Utility Billing Report	Donna Reeves
❖ Electric Revenue Prior Month Analysis	Artenia Jones
❖ Electric Revenue Budget vs Actual Analysis	Artenia Jones
❖ Customer Service Receipts Collected	LaTrenda Gainous
❖ Arrears Report	Artenia Jones
❖ Purchase Power (Fuel) Adjustment Report	Amanda Matthews
❖ Net Metering Report	Amanda Matthews
❖ Disbursements Report	Amanda Matthews
❖ Fixed Asset Purchases Report	Andrea Burks
❖ P-Card Report & Bank Statement	Amanda Matthews
❖ Bank Reconciliations & Statements	Marcia Carty
○ Variance FY 2022 versus FY 2023	
○ Prior Month September 2022 versus October 2022	
○ Bank Reconciliations and Bank Statements	
○ Bank Accounts Spendable Type	

OVERVIEW OF THE FINANCIAL REPORTS

Highlights of the Monthly Financial Reports for October 31, 2022 By Finance Director Marcia Carty, CPA

FOR THE ONE MONTH ENDED OCTOBER 31, 2022 the following should be noted:

1. Gross operating revenues generated for the first month ended October 31, 2021 was \$3,083,771 with \$871,261 from general fund and \$2,266,510 from enterprise fund, which was 8% of the budget for the year, \$38,752,074.
2. Total operating expenses equaled \$3,058,193, of which \$797,687 was disbursed from governmental fund and \$2,260,506 from enterprise fund.
3. Net results for the City of Quincy were \$25,578.
4. Debt service coverage rate is greater than 1.0; currently equaling 2.17.
5. Grant budget is \$4,721,015 for both revenues and expenses. Actual transactions equal \$14,472.
6. Utility billing for both cycles in October 2022 experienced changes – decrease of four (4) accounts for cycle one and increase of 33 accounts for cycle two. Both consumption and revenues decreased when compared to October, 2021. Fuel rate adjustment billed is \$417,322 more than prior year. There are 4,774 accounts.
7. For the month ended October 31, 2022, Electric Utility billing is \$59,766 less than the prior year. Actual revenues are less than budget by \$88,403 mainly because of the \$60,000 being included in the prior year for grant revenues.
8. Monthly receipts collected by the Customer Service Division equaled \$1,716,475, with \$1,213,625 directly related to Utility Billing payments.
9. Arrears Report reflects a total of \$139,327, a decrease of \$207,330, which is directly attributable to the Customer Service Department's collection efforts.
10. Fuel rate adjustment decreased by .0184, from .0414, down to .0230, when compared to September, 2022.
11. Calculated Net Meter rate decreased from .05145 to .03384, when compared to September, 2022, or a change of .1761.
12. Total disbursements equal \$2.97 million, paid with 619 checks, NODs, and ACHs.
13. For the month of October 2022, fixed asset purchases are \$45,00 – 3% of the budgeted amount of \$1,350,351.
14. P-card purchases for the month of October 2022 was \$10,568.98.

Items of Concern – Installation of Exceleron has not been completed – still using Point n Pay and being charged 2.52% of credit card payments processed instead of \$2.95 per transaction. The amount which is in the bank accounts and is not being used for operating activity should be earning more passive income.

Conclusion – the City is continuing an up-hill path, but the enhanced financial management efforts are producing positive results.

**SUMMARY REPORT OF REVENUES AND EXPENSES
FOR THE ONE MONTH ENDED OCTOBER 31, 2022**

CITY OF QUINCY, FL
SUMMARY - REVENUES AND EXPENSES FOR THE ONE MONTH ENDED OCTOBER 31, 2022

ACCOUNT DESCRIPTION	FY 2023 OPERATING BUDGET	FY 2023 1 MONTH YTD OPERATING ACTUAL	YTD % (100%)
TOTAL GOVERNMENTAL REVENUES	12,320,209	817,261	6.6%
GOVERNMENTAL FUNDS EXPENSES	-12,320,209	-797,687	-6.5%
NET GOVERNMENTAL FUND RESULTS	0	19,574	2.4%
TOTAL ENTERPRISE FUND REVENUES	26,431,865	2,266,510	8.6%
TOTAL ENTERPRISE FUND EXPENSES	-26,431,865	-2,260,506	-8.6%
NET ENTERPRISE FUND RESULTS	0	6,004	0.3%
TOTAL OPERATING REVENUES	38,752,074	3,083,771	8.0%
TOTAL OPERATING EXPENSES	-38,752,074	-3,058,193	-7.9%
NET TOTAL OPERATING RESULTS	\$0	\$25,578	0.5%
GRANT REVENUES	4,721,016	14,472	0.3%
GRANT EXPENSES	-4,721,016	-14,472	-0.3%
NET GRANT OPERATIONS	\$0	\$0	0.0%
CITYWIDE TOTAL REVENUES	43,473,090	3,098,243	7.1%
CITYWIDE TOTAL EXPENSES	-43,473,090	-3,072,665	-7.1%
NET CITYWIDE TOTAL OPERATIONS	\$0	\$25,578	0.8%

CITY-WIDE OPERATING REVENUES & EXPENSES
AS OF OCTOBER 31, 2022

CITY OF QUINCY, FL
CITYWIDE OPERATING REVENUES AND EXPENSES FOR THE ONE MONTH ENDED OCTOBER 31, 2022

**ONE MONTH
ACTUAL**

REVENUES

Governmental	\$817,261
Enterprise	2,266,510
Total Revenues	<u>\$3,083,771</u>

EXPENDITURES

Personnel	\$593,811
Contractual Services	214,013
Professional Services	4,824
Purchased Electric	689,477
Purchased Gas	73,530
Reserves/ Perks & Facilities	953
Gas, Oil & Grease, Tires, Auto Parts & Repair	6,690
Telephone	15,148
Utilities	35,089
Commercial & Residential Refuse	89,000
Insurance - Property Liability	220,117
Repair & Maintenance	5,557
Other Operating Expenses	25,032
Operating Materials, Supplies, & Uniforms	62,335
Athletic Equipment	1,265
Dues, Publications, Subscriptions & Memberships	23,693
Other Operating Expenses - IT Support	15,588
CRA Operations & Projects	41,668
Capital Expenditures	5,000
Debt Service - Principal and Interest	414,330
Transfers	457,724
Business Activity - Enterprise	63,349

Total Expenditures **3,058,193**

NET INCOME (LOSS) **\$25,578**

STATEMENT OF OPERATING REVENUES
AS OF OCTOBER 31, 2022

CITY OF QUINCY, FL
STATEMENT OF OPERATING REVENUES FOR THE ONE MONTH ENDED OCTOBER 31, 2022

ACCOUNT_#	ACCOUNT DESCRIPTION	APPROVED_ BUDGET 2023	MONTHS_YTD 2023	OVER_ (UNDER) APPROVED_ BUDGET	YTD_%	PRIOR_YTD 2022	PRIOR_YTD _% 2022
ENTERPRISE FUND REVENUES							
	BUSINESS ACTIVITY AND CUSTOMER						
400-381-10000	INTERFUND TRANSFER	\$760,196	\$63,350	\$696,846	8%	\$56,133	8%
	SEWER						
402-343-10000	SALES	\$2,002,607	\$162,411	\$1,840,196	8%	\$162,510	8%
402-343-16000	CONNECTIONS	\$8,457	\$1,176	\$7,281	14%	\$0	0%
402-343-17000	FORFEITED DISCOUNTS - PENALTY	\$30,805	\$2,029	\$28,776	7%	\$2,334	8%
402-343-27000	MISCELLANEOUS CHARGES	\$273	\$0	\$273	0%	\$0	0%
402-343-50000	SEWER SURCHARGE O/S	\$51,712	\$4,469	\$47,243	9%	\$4,086	7%
402-361-10000	INTEREST REVENUE	\$426	\$94	\$332	22%	\$27	8%
402-381-10000	INTERFUND TRANSFER	\$0	\$0	\$0	0%	\$1,514	8%
	TOTAL SEWER REV	\$2,094,280	\$170,179	\$1,924,101	6%	\$170,471	11%
	ELECTRIC						
403-331-01019	H-M FEMA REIMB MICHAEL	\$514,000	\$0	\$514,000	0%	\$0	0%
403-343-11000	RESIDENTIAL SALES	\$6,023,865	\$530,061	\$5,493,804	9%	\$440,188	8%
403-343-12000	COMMERCIAL SALES	\$8,076,860	\$760,813	\$7,316,047	9%	\$598,811	9%
403-343-13000	INDUSTRIAL SALES	\$1,880,237	\$185,212	\$1,695,025	10%	\$137,801	10%
403-343-14000	STREET LIGHTING SALES	\$71,067	\$5,232	\$65,835	7%	\$3,765	37%
403-343-15000	INTERDEPARTMENTAL SALES	\$375,387	\$20,851	\$354,536	6%	\$30,729	10%
403-343-16000	CONNECTIONS	\$63,021	\$752	\$62,269	1%	\$548	1%
403-343-16500	Hurricane Michael Surcharge	\$392,299	\$79,551	\$312,748	20%	\$80,579	8%
403-343-16710	VISTA BRACE VOLUNTEER GRANT	\$0	\$0	\$0	0%	\$2,489	8%
403-343-17000	FORFEITED DISCOUNTS - PENALTY	\$245,470	\$32,201	\$213,269	13%	\$13,189	9%
403-343-18000	SALE OF MATERIAL	\$13,705	\$0	\$13,705	0%	\$10,077	0%
403-343-18500	SPECIAL PROJECT - MATERIAL SAL	\$38,651	\$84	\$38,567	0%	\$0	0%
403-343-19000	CUT ON/OFF FEES	\$11,178	\$425	\$10,753	4%	\$510	2%
403-343-24000	TRANSFORMER RENT	\$8,628	\$705	\$7,923	8%	\$705	8%
403-343-27000	MISCELLANEOUS CHARGES	\$7,053	(\$87)	\$7,140	-1%	-\$638	9%
403-343-90000	MISCELLANEOUS REVENUES	\$21,129	\$230	\$20,899	1%	\$84	0%
403-361-10000	INTEREST REVENUE	\$1,398	\$362	\$1,036	26%	\$40	4%
403-369-90000	MISCELLANEOUS REVENUES	\$7,222	\$11,055	(\$3,833)	153%	\$0	0%
	TOTAL ELECTRIC REV	\$17,751,170	\$1,627,447	\$16,123,722	9%	\$1,318,877	8%

CITY OF QUINCY, FL
STATEMENT OF OPERATING REVENUES FOR THE ONE MONTH ENDED OCTOBER 31, 2022

ACCOUNT_#	ACCOUNT DESCRIPTION	APPROVED_ BUDGET 2023	MONTHS_YTD 2023	OVER_ (UNDER) APPROVED_ BUDGET	YTD_%	PRIOR_YTD 2022	PRIOR_YTD_% 2022
	WATER						
404-343-10000	SALES	\$1,699,030	\$135,398	\$1,563,632	8%	\$136,261	7%
404-343-15000	INTERDEPARTMENTAL SALES	\$78,388	\$5,333	\$73,055	7%	\$6,162	7%
404-343-16000	CONNECTIONS	\$29,550	\$827	\$28,723	3%	\$2,112	9%
404-343-17000	FORFEITED DISCOUNTS-PENALTIES	\$30,896	\$1,894	\$29,002	6%	\$1,945	8%
404-343-27000	MISCELLANEOUS CHARGES	\$24,134	\$0	\$24,134	0%	\$0	0%
404-343-30000	WATER SURCHARGE O/S	\$93,879	\$7,847	\$86,032	8%	\$6,330	6%
404-361-10000	INTEREST REVENUE	\$1,156	\$946	\$210	82%	\$95	5%
404-369-90000	Miscellaneous Reveune	\$62	\$0	\$62	0%	\$0	0%
	TOTAL WATER REV	\$1,957,095	\$152,245	\$1,804,849	8%	\$152,905	6%
	GAS						
405-343-10000	GAS SALES	\$1,836,740	\$91,448	\$1,745,292	5%	\$101,357	7%
405-343-15000	GAS INTERDEPARTMENTAL SALES	\$9,299	\$424	\$8,875	5%	\$148	2%
405-343-16000	GAS CONNECTIONS	\$3,639	\$388	\$3,252	11%	\$1,275	12%
405-343-17000	GAS FORFEITED DISCS-PENALTIES	\$31,963	\$743	\$31,220	2%	\$1,884	7%
405-343-27000	GAS OTHER CHARGES	\$0	\$0	\$0	0%	-\$192	29-%
405-361-10000	INTEREST REVENUE	\$80	\$77	\$3	96%	\$9	6%
405-369-90000	MISCELLANEOUS REVENUE	\$148,135	\$21,553	\$126,583	15%	\$0	0%
	TOTAL GAS REV	\$2,029,856	\$114,633	\$1,915,224	6%	\$104,481	5%
	REFUSE						
406-343-11000	RESIDENTIAL SALES	\$780,913	\$61,606	\$719,307	8%	\$61,458	8%
406-343-12000	COMMERCIAL SALES	\$547,487	\$46,807	\$500,680	9%	\$44,638	8%
406-343-15000	YARD TRASH COLLECTION	\$150,283	\$11,909	\$138,374	8%	\$11,936	8%
406-343-17000	FORFEITED DISCOUNTS-PENALTIES	\$20,000	\$1,547	\$18,453	8%	\$1,449	8%
	TOTAL REFUSE REV	\$1,498,683	\$121,869	\$1,376,815	8%	\$119,481	8%

CITY OF QUINCY, FL
STATEMENT OF OPERATING REVENUES FOR THE ONE MONTH ENDED OCTOBER 31, 2022

ACCOUNT_#	ACCOUNT DESCRIPTION	APPROVED_ BUDGET 2023	MONTHS_YTD 2023	OVER_ (UNDER) APPROVED_ BUDGET	YTD_%	PRIOR_YTD 2022	PRIOR_YTD _% 2022
	LANDFILL						
407-343-44000	GARBAGE TIPPING FEES	\$148,597	\$788	\$147,809	1%	\$29,146	19%
407-381-00010	Non-Operating Transfer	\$0	\$0	\$0	0%	\$914	8%
	TOTAL LANDFILL REV	\$148,597	\$788	\$147,809	1%	\$30,060	18%
	TELECOMMUNICATION						
508-381-00010	Non-Operating Transfer	\$181,988	\$15,166	\$166,822	8%	\$10,917	8%
508-381-10000	INTERFUND TRANSFER FROM GENERA	\$5,000	\$417	\$4,583	8%	\$322	8%
508-381-30000	INTERFUND TRANSFER FROM CRA	\$5,000	\$417	\$4,583	8%	\$333	8%
	TOTAL TELECOMMUNICATIONS REV	\$191,988	\$16,000	\$175,989	8%	\$11,572	8%
	TOTAL ENTERPRISE FND REVS	\$26,431,865	\$2,266,511	\$24,165,355	8%	\$1,963,980	8%
	TOTAL REVENUES	\$38,752,074	\$3,083,772	\$35,668,305	7%	\$2,475,474	10%

STATEMENT OF OPERATING EXPENSES
AS OF OCTOBER 31, 2022

CITY OF QUINCY, FL
STATEMENT OF OPERATING EXPENSES FOR THE ONE MONTH ENDED OCTOBER 31, 2022

G/L_ACCT #	ACCOUNT DESCRIPTION	2023 BUDGET	2023 YTD	(OVER) UNDER	YTD_%	PER_OUT _ENCUMB RANCE	YTD 2022	YTD_% 2022
------------	---------------------	-------------	----------	-----------------	-------	-----------------------------	----------	---------------

BUD VS EXP

GEN FUND EXP

CITY COMMISSION								
001-110-511-10110	SALARIES & WAGES	\$186,128	\$10,650	\$175,478	5.7 %	\$0	\$11,360	6.10 %
001-110-511-10210	FICA TAXES	\$14,239	\$784	\$13,455	5.5 %	\$0	\$857	6.04 %
001-110-511-10220	RETIREMENT CONTRIBUTIONS	\$22,335	\$1,278	\$21,057	5.7 %	\$0	\$1,363	6.12 %
001-110-511-10230	LIFE & HEALTH INSURANCE	\$30,153	\$1,607	\$28,546	5.3 %	\$0	\$928	5.15 %
001-110-511-30343	PROFESSIONAL SERVICES	\$20,000	\$0	\$20,000	0.0 %	\$0	\$2,000	6.21 %
001-110-511-30390	CONTINGENCIES-RESERVES	\$4,000	\$0	\$4,000	0.0 %	\$0	\$0	0.00 %
001-110-511-30434	SENIOR SERVICES	\$10,000	\$0	\$10,000	0.0 %	\$0	\$0	0.00 %
001-110-511-30436	COMMUNITY OUTREACH	\$0	\$0	\$0	0.0 %	\$0	\$0	0.00 %
001-110-511-30437	COMMUNITY EVENTS	\$22,400	\$0	\$22,400	0.0 %	\$0	\$0	0.00 %
001-110-511-30491	OTHER EXPENSES	\$14,000	\$380	\$13,620	2.7 %	\$0	\$60	0.32 %
001-110-511-31000	OTHER OPERATING IT SUPPORT	\$9,500	\$792	\$8,708	8.3 %	\$0	\$700	8.33 %
001-110-511-80820	AID TO PRIVATE ORGANIZATIONS	\$51,000	\$0	\$51,000	0.0 %	\$0	\$0	0.00 %
001-110-511-30500	LEGAL ADS & RECORDINGS	\$3,200	\$0	\$3,200				
001-110-552-60620	CHAMBER BUILDING IMPROVEMENTS	\$5,000	\$0	\$5,000	0.0 %	\$0	\$0	0.00 %
	TOTAL CITY COMMISSION	\$391,955	\$15,491	\$376,463	4.0-%	\$0	\$17,268	5.00-%

CITY MANAGER

001-160-512-10110	SALARIES & WAGES	\$110,000	\$7,153	\$102,847	6.5 %	\$0	\$4,729	2.98 %
001-160-512-10120	REGULARY SALARIES & WAGES	\$47,000	\$91	\$46,909	0.2 %	\$0	\$3,088	7.83 %
001-160-512-10210	FICA TAXES	\$12,011	\$552	\$11,459	4.6 %	\$0	\$596	4.67 %
001-160-512-10220	RETIREMENT CONTRIBUTIONS	\$18,840	\$869	\$17,971	4.6 %	\$0	\$938	4.13 %
001-160-512-10230	LIFE & HEALTH INSURANCE	\$25,434	\$2,239	\$23,195	8.8 %	\$0	\$433	4.92 %
001-160-512-30341	CONTRACTUAL SERVICES	\$5,000	\$0	\$5,000	0.0 %	\$0	\$2,489	7.83 %
001-160-512-30343	PROFESSIONAL SERVICES	\$3,500	\$0	\$3,500	0.0 %	\$0	\$0	0.00 %
001-160-512-30402	TRAVEL EXPENSE	\$1,500	\$0	\$1,500	0.0 %	\$0	\$0	0.00 %
001-160-512-30403	GAS	\$4,000	\$0	\$4,000	0.0 %	\$0	\$0	0.00 %
001-160-512-30410	TELEPHONE	\$8,000	\$840	\$7,160	10.5 %	\$0	\$423	4.78 %
001-160-512-30461	REPAIR & MAINTENANCE OFFICE EQ	\$4,600	\$0	\$4,600	0.0 %	\$0	\$0	0.00 %
001-160-512-30491	OTHER OPERATING EXPENSE	\$8,000	\$614	\$7,386	7.7 %	\$0	\$70	0.94 %
001-160-512-30511	OFFICE SUPPLIES GENERAL	\$3,000	\$0	\$3,000	0.0 %	\$0	\$0	0.00 %
001-160-512-31000	OTHER OPERATING EXP - IT SUPPO	\$9,500	\$792	\$8,708	8.3 %	\$0	\$700	8.33 %
	TOTAL CITY MANAGER	\$260,385	\$13,150	\$247,235	5.0-%	\$0	\$13,466	4.00-%

CITY OF QUINCY, FL
STATEMENT OF OPERATING EXPENSES FOR THE ONE MONTH ENDED OCTOBER 31, 2022

G/L ACCT #	ACCOUNT DESCRIPTION	2023 BUDGET	2023 YTD	(OVER) UNDER	YTD %	PER_OUT _ENCUMB RANCE	YTD 2022	YTD_% 2022
CITY ATTORNEY								
001-120-514-30341	CONTRACTUAL SERVICES	\$300,000	\$15,000	\$285,000	5.0 %	\$0	\$0	0.00 %
001-120-514-30402	TRAVEL	\$500	\$0	\$500	0.0 %	\$0	\$0	0.00 %
001-120-514-30491	OTHER OPERATING EXPENSE	\$500	\$0	\$500	0.0 %	\$0	\$0	0.00 %
001-120-514-31000	OTHER OPERATING EXP - IT SUPPO	\$0	\$0	\$0	0.0 %	\$0	\$700	8.33 %
	TOTAL CITY ATTORNEY	\$301,000	\$15,000	\$286,000	5.0-%	\$0	\$700	0.00 %
CITY CLERK								
001-130-519-10110	SALARIES & WAGES	\$50,000	\$3,121	\$46,879	6.2 %	\$0	\$3,015	5.82 %
001-130-519-10210	FICA TAXES	\$3,825	\$247	\$3,578	6.5 %	\$0	\$234	5.72 %
001-130-519-10220	RETIREMENT CONTRIBUTIONS	\$6,000	\$375	\$5,626	6.2 %	\$0	\$362	6.12 %
001-130-519-10230	LIFE & HEALTH INSURANCE	\$8,100	\$124	\$7,976	1.5 %	\$0	\$54	2.52 %
001-130-519-30341	CONTRACTUAL SERVICES	\$2,500	\$0	\$2,500	0.0 %	\$0	\$0	0.00 %
001-130-519-30343	PROFESSIONAL SERVICES	\$3,000	\$0	\$3,000	0.0 %	\$0	\$175	8.27 %
001-130-519-30402	TRAVEL EXPENSE	\$1,000	\$0	\$1,000	0.0 %	\$0	\$0	0.00 %
001-130-519-30410	TELEPHONE	\$5,500	\$651	\$4,849	11.8 %	\$0	\$283	4.42 %
001-130-519-30461	REPAIR & MAINT - OFFICE EQUIPM	\$2,000	\$0	\$2,000	0.0 %	\$0	\$0	0.00 %
001-130-519-30491	OTHER OPERATING EXPENSE	\$2,000	\$93	\$1,907	4.6 %	\$0	\$965	34.98 %
001-130-519-30493	TRAINING	\$600	\$0	\$600	0.0 %	\$0	\$0	0.00 %
001-130-519-30500	LEGAL ADS AND RECORDING FEES	\$5,000	\$0	\$5,000	0.0 %	\$0	\$0	0.00 %
001-130-519-30511	OFFICE SUPPLIES-GENERAL	\$600	\$0	\$600	0.0 %	\$0	\$190	26.40 %
001-130-519-31000	OTHER OPERATING EXP - IT SUPPO	\$5,000	\$417	\$4,583	8.3 %	\$0	\$417	8.33 %
	TOTAL CITY CLERK	\$95,125	\$5,028	\$90,099	5.0-%	\$0	\$5,695	7.00-%
NON-DEPARTMENTAL								
001-001-519-10272	INVESTMENT EXPENSE	\$1,020	\$0	\$1,020	0.0 %	\$0	\$0	0.00 %
001-001-519-30320	ACCOUNTING & AUDITING SERVICES	\$35,357	\$0	\$35,357	0.0 %	\$0	\$0	0.00 %
001-001-519-30341	CONTRACTUAL SERVICES	\$30,000	\$0	\$30,000	0.0 %	\$0	\$0	0.00 %
001-001-519-30342	RECORDING OF THE COMMISSION MT	\$43,500	\$0	\$43,500	0.0 %	\$0	\$3,500	8.04 %
001-001-519-30343	PROFESSIONAL SERVICES	\$3,178	\$0	\$3,178	0.0 %	\$0	\$0	0.00 %
001-001-519-30391	RESERVES - FUNDING OF RESTRICT	\$400	\$0	\$400	0.0 %	\$0	\$0	0.00 %
001-001-519-30410	TELEPHONE	\$1,924	\$366	\$1,558	19.0 %	\$0	\$0	0.00 %
001-001-519-30440	SUMMER YOUTH WORK PROGRAM	\$24,000	\$0	\$24,000	0.0 %	\$0	\$0	0.00 %
001-001-519-30451	INSURANCE	\$575,000	\$121,018	\$453,982	21.0 %	\$0	\$83,517	16.47 %
001-001-519-30465	COPIER PAYMENT	\$1,898	\$150	\$1,748	7.9 %	\$0	\$169	8.67 %
001-001-519-30490	INTEREST EXPENSE	\$3,083	\$0	\$3,083	0.0 %	\$0	\$0	0.00 %
001-001-519-30491	OTHER OPERATING EXPENSE	\$35,000	\$15,780	\$19,220	45.1 %	\$11,438	\$101	0.31 %

CITY OF QUINCY, FL
STATEMENT OF OPERATING EXPENSES FOR THE ONE MONTH ENDED OCTOBER 31, 2022

G/L_ACCT #	ACCOUNT DESCRIPTION	2023 BUDGET	2023 YTD	(OVER) UNDER	YTD_%	PER_OUT		YTD_% 2022	
						ENCUMB	RANGE		
001-001-519-30512	POSTAGE	\$3,349	\$0	\$3,349	0.0%	\$0	\$0	0.00%	
001-001-519-70730	TRANSFER DEBT SVC CAP IMP BOND	\$361,663	\$30,000	\$331,663	8.3%	\$0	\$30,000	8.26%	
001-001-519-70731	HONEWELL LOAN PRINCIPAL	\$17,117	\$0	\$17,117	0.0%	\$0	\$0	0.00%	
001-001-519-70732	HONEWELL LOAN INTEREST	\$598	\$0	\$598	0.0%	\$0	\$0	0.00%	
001-001-519-90000	TRANSFER TO INTERNAL SERVICE F	\$5,000	\$417	\$4,583	8.3%	\$0	\$322	8.33%	
001-001-552-30645	CRA TIF: ECONOMIC ENVIRON.	\$321,428	\$0	\$321,428	0.0%	\$0	\$0	0.00%	
	TOTAL NON-DEPARTMENTAL	\$1,463,515	\$167,731	\$1,295,784	11.0-%	\$11,438	\$116,965	9.00-%	
PERSONNEL									
001-260-513-10110	EXE SALARIES & WAGES	\$65,000	\$1,875	\$63,125	2.9%	\$0	\$2,027	4.51%	
001-260-513-10120	REGULAR SALARIES & WAGES	\$89,044	\$6,075	\$82,969	6.8%	\$0	\$2,618	7.27%	
001-260-513-10130	OTHER SALARIES & WAGES - P/T	\$0	\$0	\$0	0.0%	\$0	-\$118	26.19-%	
001-260-513-10210	FICA TAXES	\$11,784	\$572	\$11,212	4.9%	\$0	\$338	4.75%	
001-260-513-10220	RETIREMENT CONTRIBUTIONS	\$18,485	\$993	\$17,492	5.4%	\$0	\$557	5.88%	
001-260-513-10230	LIFE & HEALTH INSURANCE	\$24,955	\$2,280	\$22,675	9.1%	\$0	\$369	4.22%	
001-260-513-30314	PSYCHIATRIC EVALUATIONS	\$4,000	\$0	\$4,000	0.0%	\$0	\$240	6.15%	
001-260-513-30315	EMPLOYEE QUALITY OF LIFE	\$5,000	\$0	\$5,000	0.0%	\$0	\$0	0.00%	
001-260-513-30341	CONTRACTUAL SERVICES	\$12,057	\$304	\$11,753	2.5%	\$0	\$2,155	10.06%	
001-260-513-30343	PROFESSIONAL SERVICES	\$14,000	\$0	\$14,000	0.0%	\$0	\$478	2.73%	
001-260-513-30402	TRAVEL EXPENSE	\$500	\$0	\$500	0.0%	\$0	\$0	0.00%	
001-260-513-30410	TELEPHONE	\$7,200	\$822	\$6,378	11.4%	\$0	\$449	5.41%	
001-260-513-30461	REPAIR AND MAINTENANCE OFFICE	\$500	\$0	\$500	0.0%	\$0	\$0	0.00%	
001-260-513-30491	OTHER OPERATING EXPENSE	\$500	\$56	\$444	11.1%	\$0	\$0	0.00%	
001-260-513-30493	TRAINING	\$1,500	\$0	\$1,500	0.0%	\$0	\$0	0.00%	
001-260-513-30511	OFFICE SUPPLIES GENERAL	\$750	\$0	\$750	0.0%	\$0	\$0	0.00%	
001-260-513-31000	OTHER OPERATING EXP - IT SUPPO	\$9,500	\$792	\$8,708	8.3%	\$0	\$700	8.33%	
	TOTAL PERSONNEL	\$264,775	\$13,769	\$251,007	5.0-%	\$0	\$9,814	6.00-%	
FINANCE									
001-271-513-10110	EXE SALARIES & WAGES	\$26,250	\$1,463	\$24,787	5.6%	\$0	\$1,560	5.98%	
001-271-513-10120	REGULAR SALARIES & WAGES	\$66,318	\$2,626	\$63,692	4.0%	\$0	\$2,199	4.44%	
001-271-513-10140	OVERTIME	\$500	\$0	\$500	0.0%	\$0	\$14	1.26%	
001-271-513-10210	FICA TAXES	\$7,120	\$288	\$6,832	4.0%	\$0	\$281	5.18%	
001-271-513-10220	RETIREMENT CONTRIBUTIONS	\$11,168	\$491	\$10,677	4.4%	\$0	\$453	5.16%	
001-271-513-10230	LIFE & HEALTH INSURANCE	\$15,077	\$1,009	\$14,068	6.7%	\$0	\$411	3.67%	
001-271-513-30343	PROFESSIONAL SERVICES	\$21,000	\$0	\$21,000	0.0%	\$0	\$0	0.00%	
001-271-513-30402	TRAVEL EXPENSE	\$1,500	\$0	\$1,500	0.0%	\$0	\$0	0.00%	

CITY OF QUINCY, FL
STATEMENT OF OPERATING EXPENSES FOR THE ONE MONTH ENDED OCTOBER 31, 2022

G/L_ACCT #	ACCOUNT DESCRIPTION	2023 BUDGET	2023 YTD	(OVER) UNDER	YTD_%	PER_OUT ENCUMB RANCE	YTD 2022	YTD_% 2022
001-271-513-30410	TELEPHONE	\$5,500	\$641	\$4,859	11.6%	\$0	\$378	5.38%
001-271-513-30461	REPAIR & MAINT OFFICE EQUIPMENTS	\$2,500	\$0	\$2,500	0.0%	\$0	\$0	0.00%
001-271-513-30491	OTHER OPERATING EXPENSE	\$1,000	\$214	\$786	21.4%	\$0	\$0	0.00%
001-271-513-30493	TRAINING	\$2,500	\$0	\$2,500	0.0%	\$0	\$0	0.00%
001-271-513-30511	OFFICE SUPPLIES GENERAL	\$10,000	\$0	\$10,000	0.0%	\$0	\$662	8.25%
001-271-513-30521	OPERATING SUPPLIES	\$1,500	\$0	\$1,500	0.0%	\$0	\$0	0.00%
001-271-513-31000	OTHER OPERATING EXP - IT SUPPO	\$9,500	\$792	\$8,708	8.3%	\$0	\$700	8.33%
	TOTAL FINANCE	\$181,433	\$7,524	\$173,910	4.0%	\$0	\$6,658	4.00%
GENERAL SERVICES ADM								
001-276-513-10110	EXE SALARY & WAGES	\$50,000	\$4,038	\$45,962	8.1%	\$0	\$3,878	5.74%
001-276-513-10120	REGULAR SALARIES & WAGES	\$0	\$2,885	-\$2,885	0.0%	\$0	\$0	0.00%
001-276-513-10140	OVERTIME	\$3,825	\$0	\$3,825	0.0%	\$0	\$0	0.00%
001-276-513-10210	FICA	\$6,000	\$532	\$5,468	8.9%	\$0	\$302	5.10%
001-276-513-10220	RETIREMENT	\$7,850	\$831	\$7,019	10.6%	\$0	\$465	5.40%
001-276-513-10230	LIFE & HEALTH INSURANCE	\$8,100	\$734	\$7,366	9.1%	\$0	\$61	2.07%
	TOTAL GEN SERVICES ADM	\$75,775	\$9,020	\$66,755	12.0%	\$0	\$4,706	5.00%
LAW ENFORCEMENT ADM								
001-210-521-10110	EXE SALARIES & WAGES	\$75,000	\$4,327	\$70,673	5.8%	\$0	\$0	0.00%
001-210-521-10120	REGULAR SALARIES & WAGES	\$253,720	\$13,241	\$240,479	5.2%	\$0	\$7,117	3.78%
001-210-521-10130	OTHER SALARIES & WAGES	\$1,000	\$128	\$873	12.8%	\$0	\$0	0.00%
001-210-521-10140	OVERTIME	\$500	\$0	\$500	0.0%	\$0	\$0	0.00%
001-210-521-10150	SPEC PAY-INCENTIVE,HOL, LV BUYB	\$800	\$0	\$800	0.0%	\$0	\$0	0.00%
001-210-521-10210	FICA TAXES	\$25,323	\$1,318	\$24,005	5.2%	\$0	\$534	2.76%
001-210-521-10220	RETIREMENT CONTRIBUTIONS	\$39,722	\$5,241	\$34,481	13.2%	\$0	\$854	1.32%
001-210-521-10230	LIFE & HEALTH INSURANCE	\$53,415	\$3,283	\$50,132	6.1%	\$0	\$1,042	4.33%
001-210-521-30341	CONTRACTUAL SERVICES	\$20,000	\$0	\$20,000	0.0%	\$0	\$13,314	25.64%
001-210-521-30402	TRAVEL EXPENSE	\$1,500	\$0	\$1,500	0.0%	\$0	\$0	0.00%
001-210-521-30403	GAS & DIESEL	\$7,000	\$0	\$7,000	0.0%	\$0	\$0	0.00%
001-210-521-30404	OIL & GREASE	\$850	\$0	\$850	0.0%	\$0	\$0	0.00%
001-210-521-30405	TIRES	\$110	\$0	\$110	0.0%	\$0	\$0	0.00%
001-210-521-30406	VEHICLE PARTS ONLY	\$250	\$0	\$250	0.0%	\$0	\$0	0.00%
001-210-521-30407	VEHICLE REPAIRS	\$500	\$0	\$500	0.0%	\$0	\$0	0.00%
001-210-521-30410	TELEPHONE	\$60,000	\$4,417	\$55,583	7.4%	\$0	\$147	0.24%
001-210-521-30430	UTILITIES	\$8,000	\$694	\$7,306	8.7%	\$0	\$529	5.78%
001-210-521-30464	REPAIRS & MAINTENANCE-RADIO	\$1,000	\$0	\$1,000	0.0%	\$0	\$0	0.00%

CITY OF QUINCY, FL
STATEMENT OF OPERATING EXPENSES FOR THE ONE MONTH ENDED OCTOBER 31, 2022

G/L_ACCT #	ACCOUNT DESCRIPTION	2023 BUDGET	2023 YTD	(OVER) UNDER	YTD_%	PER_OUT _ENCUMB RANCE	YTD 2022	YTD_% 2022
001-210-521-30491	OTHER OPERATING EXPENSE	\$4,946	\$0	\$4,946	0.0 %	\$0	\$313	6.59 %
001-210-521-30492	INVESTIGATIVE FUNDS	\$1,500	\$0	\$1,500	0.0 %	\$0	\$6	6.53 %
001-210-521-30493	TRAINING	\$1,500	\$0	\$1,500	0.0 %	\$0	\$0	0.00 %
001-210-521-30494	Software License	\$13,300	\$8,671	\$4,630	65.2 %	-\$8,671	\$3,000	9.00 %
001-210-521-30511	OFFICE SUPPLIES-GENERAL	\$23,000	\$0	\$23,000	0.0 %	\$0	\$80	0.41 %
001-210-521-30521	OPERATING MATERIALS & SUPPLIES	\$2,000	\$0	\$2,000	0.0 %	\$0	\$1,595	77.91 %
001-210-521-30522	OPERATING SUPPLIES-UNIFORMS	\$500	\$0	\$500	0.0 %	\$0	\$0	0.00 %
001-210-521-30540	PUBLICATIONS, SUBSCRIP. & MIEMB	\$1,000	\$0	\$1,000	0.0 %	\$0	\$0	0.00 %
001-210-521-31000	OTHER OPERATING EXP - IT SUPPO	\$9,500	\$792	\$8,708	8.3 %	\$0	\$700	8.33 %
001-210-521-60641	OFFICE FURNITURE & EQUIPMENT	\$1,500	\$0	\$1,500	0.0 %	\$0	\$0	0.00 %
	TOTAL LAW ENFORCEMENT ADM	\$607,436	\$42,112	\$565,326	7.0 %	-\$8,671	\$29,231	5.00-%

LAW ENFORCEMENT OPERATIONS

001-220-521-10120	REGULAR SALARIES & WAGES	\$1,539,336	\$89,864	\$1,449,472	5.8 %	\$0	\$78,983	5.20 %
001-220-521-10130	OTHER SALARIES & WAGES - P/T	\$20,000	\$2,665	\$17,335	13.3 %	\$0	\$3,284	6.25 %
001-220-521-10140	OVERTIME	\$100,000	\$13,007	\$86,993	13.0 %	\$0	\$10,329	7.71 %
001-220-521-10150	SPEC PAY-INCENTIVE,HOL, LV BUY	\$15,266	\$758	\$14,509	5.0 %	\$0	\$540	3.96 %
001-220-521-10210	FICA TAXES	\$128,107	\$7,829	\$120,278	6.1 %	\$0	\$7,026	5.53 %
001-220-521-10220	RETIREMENT CONTRIBUTIONS	\$395,000	\$24,429	\$370,571	6.2 %	\$0	\$21,784	7.12 %
001-220-521-10230	LIFE & HEALTH INSURANCE	\$271,286	\$27,385	\$243,901	10.1 %	\$0	\$14,931	5.03 %
001-220-521-30341	CONTRACTURAL SERVICES	\$5,500	\$0	\$5,500	0.0 %	\$0	\$0	0.00 %
001-220-521-30402	TRAVEL EXPENSE	\$1,000	\$0	\$1,000	0.0 %	\$0	\$0	0.00 %
001-220-521-30403	GASOLINE & DIESEL	\$60,000	\$0	\$60,000	0.0 %	\$0	\$0	0.00 %
001-220-521-30404	OIL & GREASE	\$3,000	\$0	\$3,000	0.0 %	\$0	\$88	3.08 %
001-220-521-30405	TIRES	\$5,000	\$0	\$5,000	0.0 %	\$0	\$0	0.00 %
001-220-521-30406	VEHICLE PARTS ONLY	\$30,000	\$0	\$30,000	0.0 %	\$0	\$6,862	26.37 %
001-220-521-30407	OTHER AUTO EXPENSE	\$500	\$585	-\$85	117.1 %	\$0	\$36	0.38 %
001-220-521-30435	YOUTH DEVELOPMENT ACADEMY & PR	\$2,000	\$0	\$2,000	0.0 %	\$0	\$0	0.00 %
001-220-521-30462	REPAIR & MAINT.-EQUIPMENT & TO	\$600	\$0	\$600	0.0 %	\$0	\$0	0.00 %
001-220-521-30464	REPAIR & MAINTENANCE - RADIOS	\$500	\$0	\$500	0.0 %	\$0	\$480	96.00 %
001-220-521-30491	OTHER OPERATING EXPENSE	\$50,300	\$17	\$50,283	0.0 %	\$0	\$2,079	5.96 %
001-220-521-30493	TRAINING	\$30,000	\$0	\$30,000	0.0 %	\$0	\$0	0.00 %
001-220-521-30494	Software License	\$8,236	\$0	\$8,236	0.0 %	\$0	\$0	0.00 %
001-220-521-30499	CANINE EXPENSE	\$500	\$0	\$500	0.0 %	\$0	\$0	0.00 %
001-220-521-30511	OFFICE SUPPLIES	\$1,000	\$0	\$1,000	0.0 %	\$0	\$226	77.03 %
001-220-521-30514	HUMAN INTELLIGENCE - REWARDS	\$1,000	\$0	\$1,000	0.0 %	\$0	\$0	0.00 %
001-220-521-30521	OPERATING MATERIALS & SUPPLIES	\$95,685	\$31,704	\$63,981	33.1 %	\$0	\$21	0.06 %

CITY OF QUINCY, FL
STATEMENT OF OPERATING EXPENSES FOR THE ONE MONTH ENDED OCTOBER 31, 2022

G/L_ACCT #	ACCOUNT DESCRIPTION	2023 BUDGET	2023 YTD	(OVER) UNDER	YTD_%	PER_OUT _ENCUMB RANGE	YTD 2022	YTD_% 2022
001-220-521-30522	OPERATING SUPPLIES - UNIFORMS	\$40,000	\$0	\$40,000	0.0 %	\$0	\$1,009	1.94 %
001-220-521-60641	OFFICE FURNITURE & EQUIPMENT	\$10,608	\$0	\$10,608	0.0 %	\$0	\$0	0.00 %
001-220-521-60642	VEHICLES	\$109,020	\$0	\$109,020	0.0 %	\$0	\$0	0.00 %
001-220-521-60644	EQUIPMENT	\$20,000	\$0	\$20,000	0.0 %	\$9,586	\$0	0.00 %
	TOTAL LAW ENFORCEMENT OPERAT	\$2,943,444	\$198,243	\$2,745,202	7.0-%	\$9,586	\$147,677	5.00-%
	FIRE CONTROL ADM							
001-210-522-10110	EXE SALARIES & WAGES	\$130,000	\$4,038	\$125,962	3.1 %	\$0	\$4,060	5.68 %
001-210-522-10120	REGULAR SALARIES & WAGES	\$47,000	\$2,688	\$44,312	5.7 %	\$0	\$2,868	5.44 %
001-210-522-10150	SPEC PAY-INCENTIVE,HOL,LV BUYB	\$6,000	\$150	\$5,850	2.5 %	\$0	\$39	1.97 %
001-210-522-10210	FICA TAXES	\$14,000	\$486	\$13,514	3.5 %	\$0	\$517	5.62 %
001-210-522-10220	RETIREMENT CONTRIBUTIONS	\$21,240	\$825	\$20,415	3.9 %	\$0	\$836	5.75 %
001-210-522-10230	LIFE & HEALTH INSURANCE	\$28,674	\$1,830	\$26,844	6.4 %	\$0	\$1,068	5.10 %
001-210-522-30410	TELEPHONE	\$23,923	\$1,919	\$22,004	8.0 %	\$0	\$2,081	8.64 %
001-210-522-30430	UTILITIES	\$17,100	\$1,208	\$15,892	7.1 %	\$0	\$1,419	6.85 %
001-210-522-30461	REPAIR & MAINTENANCE-OFFICE EQ	\$3,000	\$0	\$3,000	0.0 %	\$0	\$0	0.00 %
001-210-522-30463	REPAIR & MAINT.-BUILDINGS & GR	\$10,000	\$0	\$10,000	0.0 %	\$0	\$0	0.00 %
001-210-522-30464	REPAIR & MAINTENANCE-RADIO	\$7,000	\$0	\$7,000	0.0 %	\$0	\$0	0.00 %
001-210-522-30465	COPIER PAYMENT	\$1,989	\$150	\$1,839	7.6 %	\$0	\$169	8.69 %
001-210-522-30491	OTHER OPERATING EXPENSE	\$1,105	\$62	\$1,043	5.6 %	\$0	\$0	0.00 %
001-210-522-30494	FIRE PREVENTION AND EDUCATION	\$8,000	\$540	\$7,460	6.8 %	\$0	\$1,431	31.16 %
001-210-522-30511	OFFICE SUPPLIES-GENERAL	\$1,000	\$0	\$1,000	0.0 %	\$0	\$35	7.46 %
001-210-522-30521	OPERATING MATERIALS & SUPPLIES	\$2,800	\$0	\$2,800	0.0 %	\$0	\$159	5.11 %
001-210-522-30522	OPERATING SUPPLIES - UNIFORMS	\$4,000	\$64	\$3,936	1.6 %	\$0	\$75	2.03 %
001-210-522-31000	OTHER OPERATING EXP -IT SUPPOR	\$9,500	\$792	\$8,708	8.3 %	\$0	\$700	8.33 %
001-210-522-60641	OFFICE FURNITURE & EQUIPMENT	\$6,000	\$5,000	\$1,000	83.3 %	\$0	\$0	0.00 %
	TOTAL FIRE CONTROL ADM	\$342,331	\$19,752	\$322,577	6.0-%	\$0	\$15,455	6.00-%
	FIRE CONTROL OPERATIONS							
001-230-522-10120	REGULAR SALARIES & WAGES	\$933,164	\$51,118	\$882,046	5.5 %	\$0	\$46,224	4.92 %
001-230-522-10130	OTHER SALARIES & WAGES - P/T	\$21,300	\$0	\$21,300	0.0 %	\$0	\$0	0.00 %
001-230-522-10140	OVERTIME	\$75,000	\$7,133	\$67,867	9.5 %	\$0	\$3,877	4.29 %
001-230-522-10150	SPEC PAY-INCENTIVE,HOL,LV BUYB	\$19,780	\$1,455	\$18,325	7.4 %	\$0	\$285	1.50 %
001-230-522-10210	FICA TAXES	\$81,079	\$4,400	\$76,679	5.4 %	\$0	\$3,778	4.87 %
001-230-522-10220	RETIREMENT CONTRIBUTIONS	\$301,400	\$20,430	\$280,970	6.8 %	\$0	\$17,374	6.09 %
001-230-522-10230	LIFE & HEALTH INSURANCE	\$171,710	\$17,852	\$153,859	10.4 %	\$0	\$10,215	5.16 %
001-230-522-30345	VOLUNTEER FIREFIGHTER PROGRAM	\$25,200	\$0	\$25,200	0.0 %	\$0	\$0	0.00 %

CITY OF QUINCY, FL

STATEMENT OF OPERATING EXPENSES FOR THE ONE MONTH ENDED OCTOBER 31, 2022

G/L_Acct #	ACCOUNT DESCRIPTION	2023 BUDGET	2023 YTD	(OVER) UNDER	YTD_%	PER_OUT _ENCUMB RANCE	YTD 2022	YTD_% 2022
001-230-522-30402	TRAVEL EXPENSE	\$2,000	\$0	\$2,000	0.0 %	\$0	\$0	0.00 %
001-230-522-30403	GASOLINE & DIESEL	\$15,783	\$0	\$15,783	0.0 %	\$0	\$0	0.00 %
001-230-522-30404	OIL & GREASE	\$1,175	\$0	\$1,175	0.0 %	\$0	\$0	0.00 %
001-230-522-30405	TIRES	\$4,000	\$0	\$4,000	0.0 %	\$0	\$0	0.00 %
001-230-522-30406	VEHICLE PARTS ONLY	\$1,675	\$0	\$1,675	0.0 %	\$0	\$0	0.00 %
001-230-522-30462	REPAIR & MAINT. - EQUIPMENT &	\$15,000	\$549	\$14,451	3.7 %	\$0	\$0	0.00 %
001-230-522-30491	OTHER OPERATING EXPENSE	\$1,603	\$0	\$1,603	0.0 %	\$0	\$69	4.29 %
001-230-522-30493	TRAINING	\$6,000	\$0	\$6,000	0.0 %	\$0	\$0	0.00 %
001-230-522-30511	OFFICE SUPPLIES	\$500	\$0	\$500	0.0 %	\$0	\$0	0.00 %
001-230-522-30521	OPERATING MATERIALS & SUPPLIES	\$3,500	\$0	\$3,500	0.0 %	\$0	\$192	5.31 %
001-230-522-30522	OPERATING SUPPLIES - UNIFORMS	\$40,000	\$18,720	\$21,280	46.8 %	\$0	\$2,465	3.58 %
001-230-522-60644	EQUIPMENT	\$30,000	\$0	\$30,000	0.0 %	\$0	\$0	0.00 %

TOTAL FIRE CONTROL OPERATIONS \$1,749,869 \$121,657 \$1,628,213 7.0-% \$0 \$84,479 5.00-%

BUILDING & PLANNING

001-284-515-10110	EXE SALARIES & WAGES	\$72,140	\$0	\$72,140	0.0 %	\$0	\$0	0.00 %
001-284-515-10120	REGULAR SALARIES & WAGES	\$79,075	\$4,562	\$74,513	5.8 %	\$0	\$4,676	5.60 %
001-284-515-10140	OVERTIME	\$0	\$0	\$0	0.0 %	\$0	\$72	57.61 %
001-284-515-10210	FICA TAXES	\$11,568	\$305	\$11,263	2.6 %	\$0	\$348	4.99 %
001-284-515-10220	RETIREMENT CONTRIBUTIONS	\$18,146	\$547	\$17,599	3.0 %	\$0	\$561	5.74 %
001-284-515-10230	LIFE & HEALTH INSURANCE	\$24,497	\$1,433	\$23,064	5.9 %	\$0	\$824	4.88 %
001-284-515-30341	CONTRACTUAL SERVICES	\$7,500	\$0	\$7,500	0.0 %	\$0	\$0	0.00 %
001-284-515-30343	PROFESSIONAL SERVICES	\$40,000	\$0	\$40,000	0.0 %	\$0	\$0	0.00 %
001-284-515-30402	TRAVEL EXPENSE	\$1,000	\$0	\$1,000	0.0 %	\$0	\$0	0.00 %
001-284-515-30403	GAS & DIESEL	\$200	\$0	\$200	0.0 %	\$0	\$0	0.00 %
001-284-515-30404	OIL & GREASE	\$200	\$0	\$200	0.0 %	\$0	\$0	0.00 %
001-284-515-30405	TIRES	\$500	\$0	\$500	0.0 %	\$0	\$0	0.00 %
001-284-515-30406	VEH PARTS ONLY	\$500	\$0	\$500	0.0 %	\$0	\$0	0.00 %
001-284-515-30407	VEH REPAIRS	\$200	\$0	\$200	0.0 %	\$0	\$0	0.00 %
001-284-515-30410	TELEPHONE	\$7,000	\$742	\$6,258	10.6 %	\$0	\$378	5.02 %
001-284-515-30461	REPAIR & MAINT. OFFICE EQUIPME	\$2,500	\$0	\$2,500	0.0 %	\$0	\$0	0.00 %
001-284-515-30491	OTHER OPERATING EXPENSE	\$3,000	\$234	\$2,766	7.8 %	\$0	\$0	0.00 %
001-284-515-30493	TRAINING	\$1,500	\$0	\$1,500	0.0 %	\$0	\$0	0.00 %
001-284-515-30500	ADVERTISEMENTS	\$3,600	\$0	\$3,600	0.0 %	\$0	\$0	0.00 %
001-284-515-30511	OFFICE SUPPLIES GENERAL	\$5,000	\$0	\$5,000	0.0 %	\$0	\$1,856	26.92 %
001-284-515-31000	OTHER OPERATING EXP - IT SUPPO	\$9,500	\$792	\$8,708	8.3 %	\$0	\$700	8.33 %

CITY OF QUINCY, FL
STATEMENT OF OPERATING EXPENSES FOR THE ONE MONTH ENDED OCTOBER 31, 2022

G/L_ACCT #	ACCOUNT DESCRIPTION	2023 BUDGET	2023 YTD	(OVER) UNDER	YTD_%	PER_OUT		YTD 2022	YTD_% 2022
						ENCUMB	RANGE		
	TOTAL BUILDING & PLANNING	\$287,626	\$8,615	\$279,010	3.0-%	\$0	\$0	\$9,415	3.00-%
	RECREATIONAL ACTIVITY								
001-310-572-10110	EXE SALARIES & WAGES	\$54,388	\$3,548	\$50,840	6.5 %	\$0	\$0	\$3,043	5.29 %
001-310-572-10120	REGULAR SALARIES & WAGES	\$210,300	\$8,132	\$202,168	3.9 %	\$0	\$0	\$13,206	5.31 %
001-310-572-10130	OTHER SALARIES & WAGES - P/T	\$63,440	\$1,682	\$61,758	2.7 %	\$0	\$0	\$1,699	7.23 %
001-310-572-10140	OVERTIME	\$2,490	\$0	\$2,489	0.0 %	\$0	\$0	\$254	10.56 %
001-310-572-10210	FICA TAXES	\$25,292	\$949	\$24,343	3.8 %	\$0	\$0	\$1,358	5.69 %
001-310-572-10220	RETIREMENT CONTRIBUTIONS	\$39,375	\$1,352	\$38,023	3.4 %	\$0	\$0	\$1,980	6.07 %
001-310-572-10230	LIFE & HEALTH INSURANCE	\$53,560	\$3,648	\$49,912	6.8 %	\$0	\$0	\$2,794	4.74 %
001-310-572-30341	CONTRACTUAL SERVICES	\$2,000	\$384	\$1,616	19.2 %	\$0	\$0	\$0	0.00 %
001-310-572-30402	TRAVEL EXPENSE	\$1,000	\$0	\$1,000	0.0 %	\$0	\$0	\$0	0.00 %
001-310-572-30403	GAS & DIESEL	\$12,000	\$0	\$12,000	0.0 %	\$0	\$0	\$0	0.00 %
001-310-572-30404	OIL & GREASE	\$1,500	\$0	\$1,500	0.0 %	\$0	\$0	\$122	13.65 %
001-310-572-30405	TIRES	\$1,600	\$0	\$1,600	0.0 %	\$0	\$0	\$0	0.00 %
001-310-572-30406	VEH PARTS ONLY	\$1,000	\$0	\$1,000	0.0 %	\$0	\$0	\$144	9.34 %
001-310-572-30407	VEHICLE REPAIRS	\$1,000	\$0	\$1,000	0.0 %	\$0	\$0	\$0	0.00 %
001-310-572-30410	TELEPHONE	\$13,000	\$1,097	\$11,903	8.4 %	\$0	\$0	\$1,200	8.83 %
001-310-572-30440	RENTAL OF EQUIPMENT & BUILDING	\$1,500	\$0	\$1,500	0.0 %	\$0	\$0	\$110	9.28 %
001-310-572-30441	SWIMMING POOL REPAIRS	\$7,500	\$0	\$7,500	0.0 %	\$0	\$0	\$0	0.00 %
001-310-572-30462	REPAIR & MAINT-EQUIPMENT & TOO	\$3,000	\$7	\$2,993	0.2 %	\$0	\$0	\$26	0.71 %
001-310-572-30491	OTHER OPERATING EXPENSES	\$15,000	\$531	\$14,469	3.5 %	\$0	\$0	\$1,536	8.40 %
001-310-572-30492	MAINTENANCE OF TANYARD CREEK P	\$7,000	\$0	\$7,000	0.0 %	\$0	\$0	\$0	0.00 %
001-310-572-30493	TRAINING	\$1,000	\$0	\$1,000	0.0 %	\$0	\$0	\$0	0.00 %
001-310-572-30511	OFFICE SUPPLIES - GENERAL	\$1,000	\$0	\$1,000	0.0 %	\$0	\$0	\$0	0.00 %
001-310-572-30521	OPERATING MATERIALS & SUPPLIES	\$3,500	\$0	\$3,500	0.0 %	\$0	\$0	\$558	16.38 %
001-310-572-30522	OPERATING SUPPLIES - UNIFORMS	\$4,000	\$171	\$3,829	4.3 %	\$0	\$0	\$188	4.03 %
001-310-572-30523	OPERATING SUP - CHEM	\$4,000	\$0	\$4,000	0.0 %	\$0	\$0	\$409	12.38 %
001-310-572-30524	SWIMMING POOL SUPPLIES	\$1,500	\$0	\$1,500	0.0 %	\$0	\$0	\$0	0.00 %
001-310-572-30525	ATHLETIC EQUIPMENT - FOOTBALL	\$20,000	\$1,265	\$18,735	6.3 %	\$0	\$0	\$1,825	8.77 %
001-310-572-30526	ATHLETIC EQUIP BASEBALL & SOFT	\$5,000	\$0	\$5,000	0.0 %	\$0	\$0	\$0	0.00 %
001-310-572-30528	ATHLETIC EQUIPMENT - BASKETBAL	\$10,000	\$0	\$10,000	0.0 %	\$0	\$0	\$0	0.00 %
001-310-572-30529	ATHLETIC EQUIPMENT - OTHER	\$3,000	\$0	\$3,000	0.0 %	\$0	\$0	\$0	0.00 %
001-310-572-30530	DAY CAMP	\$6,000	\$0	\$6,000	0.0 %	\$0	\$0	\$0	0.00 %
001-310-572-30531	ATHLETIC EQUIPMENT - KICKBALL	\$3,000	\$0	\$3,000	0.0 %	\$0	\$0	\$0	0.00 %
001-310-572-30540	OTHER RECREATIONAL ACTIVITIES	\$7,000	\$0	\$7,000	0.0 %	\$0	\$0	\$597	6.30 %
001-310-572-31000	OTHER OPERATING EXP - IT SUPPO	\$9,500	\$792	\$8,708	8.3 %	\$0	\$0	\$700	8.33 %

CITY OF QUINCY, FL
STATEMENT OF OPERATING EXPENSES FOR THE ONE MONTH ENDED OCTOBER 31, 2022

G/L ACCT #	ACCOUNT DESCRIPTION	2023 BUDGET	2023 YTD	(OVER) UNDER	YTD %	PER_OUT		YTD %
						ENCUMB	RANCE	
	TOTAL RECREATIONAL ACTIVITY	\$594,445	\$23,558	\$570,886	4.0-%	\$0	\$31,748	5.00-%
PARKS								
001-440-572-10130	OTHER SALARIES & WAGES - P/T	\$0	\$365	-\$365	0.0 %	\$0	-\$384	0.00 %
001-440-572-10210	FICA TAXES	\$0	\$28	-\$28	0.0 %	\$0	-\$29	0.00 %
001-440-572-30341	CONTRACTUAL SERVICES	\$15,000	\$150	\$14,850	1.0 %	\$0	\$1,169	16.44 %
001-440-572-30391	PARKS & FACILITY	\$30,000	\$953	\$29,047	3.2 %	\$0	\$1,725	4.52 %
001-440-572-30430	UTILITIES	\$41,000	\$2,855	\$38,145	7.0 %	\$0	\$4,569	9.43 %
001-440-572-30462	REPAIR & MAINT.-EQUIPMENT & TO	\$2,500	\$157	\$2,343	6.3 %	\$0	\$0	0.00 %
001-440-572-30463	REPAIR & MAINTENANCE-BLDGS. &	\$7,500	\$292	\$7,208	3.9 %	\$0	\$57	0.96 %
001-440-572-30491	OTHER OPERATING EXPENSES	\$2,000	\$0	\$2,000	0.0 %	\$0	\$0	0.00 %
001-440-572-60642	VEHICLES	\$35,000	\$0	\$35,000	0.0 %	\$0	\$0	0.00 %
001-440-572-60644	EQUIPMENT	\$6,500	\$0	\$6,500	0.0 %	\$0	\$0	0.00 %
	TOTAL PARKS	\$139,500	\$4,800	\$134,700	3.0-%	\$0	\$7,106	7.00-%
PUBLIC WORKS ADM								
001-410-539-10110	EXE SALARIES & WAGES	\$48,048	\$2,772	\$45,276	5.8 %	\$0	\$2,923	5.35 %
001-410-539-10120	REGULAR SALARIES & WAGES	\$23,000	\$1,441	\$21,559	6.3 %	\$0	\$1,075	4.77 %
001-410-539-10140	OVERTIME	\$500	\$0	\$500	0.0 %	\$0	\$0	0.00 %
001-410-539-10210	FICA TAXES	\$5,473	\$300	\$5,173	5.5 %	\$0	\$297	5.39 %
001-410-539-10220	RETIREMENT CONTRIBUTIONS	\$8,585	\$333	\$8,252	3.9 %	\$0	\$351	4.74 %
001-410-539-10230	LIFE & HEALTH INSURANCE	\$11,590	\$866	\$10,724	7.5 %	\$0	\$495	4.93 %
001-410-539-30410	TELEPHONE	\$7,770	\$563	\$7,207	7.2 %	\$0	\$295	3.79 %
001-410-539-30430	UTILITIES	\$62,000	\$5,088	\$56,912	8.2 %	\$0	\$4,758	5.98 %
001-410-539-30440	REPAIR & MAINT BUILDING	\$1,250	\$0	\$1,250	0.0 %	\$0	\$0	0.00 %
001-410-539-30491	OTHER OPERATING EXPENSE	\$4,000	\$0	\$4,000	0.0 %	\$0	\$172	2.03 %
001-410-539-30493	TRAINING	\$2,000	\$0	\$2,000	0.0 %	\$0	\$0	0.00 %
001-410-539-30511	OFFICE SUPPLIES	\$400	\$0	\$400	0.0 %	\$0	\$0	0.00 %
001-410-539-30521	OPERATING MATERIALS & SUPPLIES	\$3,000	\$0	\$3,000	0.0 %	\$0	\$175	9.25 %
001-410-539-30522	OPERATING EXPENSE - UNIFORMS	\$16,000	\$736	\$15,264	4.6 %	\$0	\$280	2.56 %
001-410-539-30524	OPERATING SUPPLIES - TOOLS	\$500	\$0	\$500	0.0 %	\$0	\$0	0.00 %
001-410-539-31000	OTHER OPERATING EXP - IT SUPPO	\$9,500	\$792	\$8,708	8.3 %	\$0	\$700	8.33 %
	TOTAL PUBLIC WORKS ADM	\$203,616	\$12,891	\$190,726	6.0-%	\$0	\$11,521	5.00-%
ROADS & STREETS								
001-430-541-10110	SALARIES & WAGES	\$6,864	\$396	\$6,468	5.8 %	\$0	\$1,132	7.76 %
001-430-541-10120	REGULAR SALARIES & WAGES	\$345,530	\$19,994	\$325,536	5.8 %	\$0	\$17,513	4.88 %

CITY OF QUINCY, FL
STATEMENT OF OPERATING EXPENSES FOR THE ONE MONTH ENDED OCTOBER 31, 2022

G/L_ACCT #	ACCOUNT DESCRIPTION	2023 BUDGET	2023 YTD	(OVER) UNDER	YTD_%	PER_OUT _ENCUMB _RANCE	YTD 2022	YTD_% 2022
001-430-541-10140	OVERTIME	\$4,500	\$1,277	\$3,223	28.4 %	\$0	\$247	3.88 %

CITY OF QUINCY, FL
STATEMENT OF OPERATING EXPENSES FOR THE ONE MONTH ENDED OCTOBER 31, 2022

G/L_ACCT #	ACCOUNT DESCRIPTION	2023 BUDGET	2023 YTD	(OVER) UNDER	YTD_%	PER_OUT _ENCUMB _RANGE	YTD 2022	YTD_% 2022
001-430-541-10210	FICA TAXES	\$27,303	\$1,528	\$25,774	5.6 %	\$0	\$1,395	5.08 %
001-430-541-10220	RETIREMENT CONTRIBUTIONS	\$42,827	\$2,422	\$40,405	5.7 %	\$0	\$2,211	5.43 %
001-430-541-10230	LIFE & HEALTH INSURANCE	\$57,817	\$6,381	\$51,436	11.0 %	\$0	\$3,443	4.58 %
001-430-541-30341	CONTRACTUAL SERVICES	\$60,000	\$5,092	\$54,908	8.5 %	\$0	\$6,308	7.77 %
001-430-541-30403	GASOLINE & DIESEL	\$64,000	\$188	\$63,813	0.3 %	\$0	\$0	0.00 %
001-430-541-30462	REPAIR & MAINT - HEAVY EQUIPME	\$5,000	\$0	\$5,000	0.0 %	\$0	\$557	29.29 %
001-430-541-30491	OTHER OPERATING EXPENSE	\$400	\$0	\$400	0.0 %	\$0	\$0	0.00 %
001-430-541-30521	OPERATING MATERIALS & SUPPLIES	\$900	\$13	\$887	1.4 %	\$0	\$0	0.00 %
001-430-541-30524	OPERATING SUPPLIES - SMALL TOO	\$10,000	\$0	\$10,000	0.0 %	\$0	\$1,098	13.56 %
001-430-541-30530	ROAD MATERIALS & SUPPLIES	\$96,106	\$3,176	\$92,930	3.3 %	\$0	\$2,539	2.58 %
001-430-541-60632	RESURF & SIDEWALKS	\$130,000	\$0	\$130,000	0.0 %	\$0	\$266	0.02 %
001-430-541-60634	STORM WATER FACILITIES	\$5,000	\$0	\$5,000	0.0 %	\$0	\$0	0.00 %
	TOTAL ROADS & STREETS	\$856,247	\$40,467	\$815,781	5.0-%	\$0	\$36,709	1.00-%
CEMETERIES & GROUNDS								
001-431-542-10120	REGULAR SALARIES & WAGES	\$109,737	\$6,420	\$103,317	5.9 %	\$0	\$5,412	5.11 %
001-431-542-10140	OVERTIME	\$669	\$653	\$16	97.6 %	\$0	\$70	3.94 %
001-431-542-10210	FICA TAXES	\$8,502	\$499	\$8,002	5.9 %	\$0	\$404	5.34 %
001-431-542-10220	RETIREMENT CONTRIBUTIONS	\$13,337	\$762	\$12,575	5.7 %	\$0	\$641	5.41 %
001-431-542-10230	LIFE & HEALTH INSURANCE	\$18,004	\$2,051	\$15,953	11.4 %	\$0	\$1,004	4.47 %
001-431-542-30521	OPERATING SUPPLIES	\$102	\$22	\$80	21.6 %	\$0	\$0	0.00 %
	TOTAL CEMETERIES & GROUNDS	\$150,351	\$10,407	\$139,944	7.0-%	\$0	\$7,532	5.00-%
BUILDINGS & GROUNDS								
001-440-519-10120	REGULAR SALARIES & WAGES	\$191,828	\$10,163	\$181,665	5.3 %	\$0	\$9,365	4.95 %
001-440-519-10130	OTHER SALARIES & WAGES - PT	\$1,235	\$0	\$1,235	0.0 %	\$0	\$0	0.00 %
001-440-519-10140	OVERTIME	\$14,561	\$752	\$13,809	5.2 %	\$0	\$97	3.95 %
001-440-519-10210	FICA TAXES	\$23,050	\$774	\$22,276	3.4 %	\$0	\$700	5.11 %
001-440-519-10220	RETIREMENT CONTRIBUTIONS	\$31,165	\$1,211	\$29,951	3.9 %	\$0	\$1,115	5.22 %
001-440-519-10230	LIFE & HEALTH INSURANCE	\$40,441	\$3,090	\$37,351	7.6 %	\$0	\$1,669	4.29 %
001-440-519-30341	CONTRACTUAL SERVICES	\$20,000	\$0	\$20,000	0.0 %	\$0	\$169	0.58 %
001-440-519-30463	REPAIR & MAINT.-BUILDINGS & GR	\$17,000	\$1,885	\$15,115	11.1 %	\$0	\$289	1.00 %
001-440-519-30491	OTHER OPERATING EXPENSE	\$9,305	\$0	\$9,305	0.0 %	\$0	\$0	0.00 %
	TOTAL BUILDINGS & GROUNDS	\$348,585	\$17,875	\$330,708	5.0-%	\$0	\$13,405	4.00-%
FLEET MAINTENANCE								
001-450-541-10120	REGULAR SALARIES & WAGES	\$79,095	\$2,242	\$76,853	2.8 %	\$0	\$4,934	6.23 %

CITY OF QUINCY, FL
STATEMENT OF OPERATING EXPENSES FOR THE ONE MONTH ENDED OCTOBER 31, 2022

G/L ACCT #	ACCOUNT DESCRIPTION	2023 BUDGET	2023 YTD	(OVER) UNDER	YTD_%	PER_OUT _ENCUMB _RANCE	YTD 2022	YTD_% 2022
001-450-541-10140	OVERTIME	\$1,000	\$0	\$1,000	0.0 %	\$0	\$25	2.45 %
001-450-541-10210	FICA TAXES	\$6,127	\$149	\$5,978	2.4 %	\$0	\$367	6.27 %
001-450-541-10220	RETIREMENT CONTRIBUTIONS	\$9,609	\$269	\$9,342	2.8 %	\$0	\$592	6.54 %
001-450-541-10230	LIFE & HEALTH INSURANCE	\$12,975	\$847	\$12,128	6.5 %	\$0	\$756	5.06 %
001-450-541-30404	OIL & GREASE	\$3,000	\$141	\$2,859	4.7 %	\$0	\$262	7.56 %
001-450-541-30405	TIRES	\$10,985	\$422	\$10,563	3.8 %	\$0	\$950	9.05 %
001-450-541-30406	VEH PARTS ONLY	\$30,000	\$3,637	\$26,363	12.1 %	\$0	\$2,657	10.62 %
001-450-541-30407	VEHICLE REPAIRS	\$20,000	\$0	\$20,000	0.0 %	\$0	\$0	0.00 %
001-450-541-30491	OTHER OPER EXPENSE	\$7,500	\$45	\$7,455	0.6 %	\$0	\$80	0.94 %
001-450-541-30522	OPERATING SUPPLIES - UNIFORMS	\$4,000	\$0	\$4,000	0.0 %	\$0	\$0	0.00 %
	TOTAL FLEET MAINT	\$184,291	\$7,752	\$176,541	4.0-%	\$0	\$10,624	6.00-%
	TOTAL GEN FUND EXPENDITURES	\$11,441,704	\$754,842	\$10,686,867	7.0-%	\$12,353	\$580,173	4.00-%

CITY OF QUINCY, FL
STATEMENT OF OPERATING EXPENSES FOR THE ONE MONTH ENDED OCTOBER 31, 2022

G/L_ACCT #	ACCOUNT DESCRIPTION	2023 BUDGET	2023 YTD	(OVER) UNDER	YTD_%	PER_OUT _ENCUMB RANCE	YTD 2022	YTD_% 2022
ENTERPRISE FUND								
FINANCIAL SERVICES								
400-271-513-10110	EXECUTIVE SALARIES & WAGES	\$78,750	\$5,018	\$73,732	6.4 %	\$0	\$4,680	5.84 %
400-271-513-10120	REGULAR SALARIES & WAGES	\$198,955	\$7,248	\$191,707	3.6 %	\$0	\$6,639	3.74 %
400-271-513-10210	FICA TAXES	\$21,244	\$864	\$20,380	4.1 %	\$0	\$844	4.17 %
400-271-513-10220	RETIREMENT CONTRIBUTIONS	\$33,325	\$1,472	\$31,853	4.4 %	\$0	\$1,358	4.28 %
400-271-513-10230	LIFE & HEALTH INSURANCE	\$44,988	\$3,028	\$41,960	6.7 %	\$0	\$1,234	2.87 %
400-271-513-30341	CONTRACTUAL SERVICES	\$3,095	\$246	\$2,849	7.9 %	\$0	\$0	0.00 %
400-271-513-31000	OTHER OPERATING EXPENSE- IT SU	\$5,000	\$417	\$4,583	8.3 %	\$0	\$0	0.00 %
	TOTAL FINANCIAL SERVICES	\$385,357	\$18,291	\$367,066	5.0-%	\$0	\$14,755	4.00-%
CUSTOMER SERVICES								
400-274-513-10110	EXE SALARIES & WAGES	\$50,540	\$1,875	\$48,665	3.7 %	\$0	\$2,027	4.51 %
400-274-513-10120	REGULAR SALARIES & WAGES	\$102,960	\$1,876	\$101,084	1.8 %	\$0	\$3,514	4.04 %
400-274-513-10140	OVERTIME	\$3,000	\$0	\$3,000	0.0 %	\$0	\$433	12.15 %
400-274-513-10210	FICA TAXES	\$11,972	\$262	\$11,710	2.2 %	\$0	\$454	4.69 %
400-274-513-10220	RETIREMENT CONTRIBUTION	\$18,780	\$450	\$18,330	2.4 %	\$0	\$665	4.44 %
400-274-513-10230	LIFE & HEALTH INSURANCE	\$25,353	\$533	\$24,820	2.1 %	\$0	\$401	2.13 %
400-274-513-30280	Credit Card Processing Charges	\$138,134	\$1,380	\$136,754	1.0 %	\$0	\$0	0.00 %
400-274-513-30341	CONTRACTUAL SERVICES	\$0	\$1,680	-\$1,680	0.0 %	\$0	\$0	0.00 %
400-274-513-30410	TELEPHONE	\$7,000	\$734	\$6,266	10.5 %	\$0	\$441	5.72 %
400-274-513-30461	REPAIR & MAINTAIN OFFICE EQUIP	\$4,000	\$150	\$3,850	3.8 %	\$0	\$169	4.63 %
400-274-513-30490	BANK CHARGES	\$1,000	\$0	\$1,000	0.0 %	\$0	\$0	0.00 %
400-274-513-30491	OTHER OPERATING EXPENSES	\$6,000	\$146	\$5,854	2.4 %	\$0	\$199	3.92 %
400-274-513-30493	TRAINING	\$400	\$0	\$400	0.0 %	\$0	\$0	0.00 %
400-274-513-30511	OFFICE SUPPLIES-GENERAL	\$700	\$0	\$700	0.0 %	\$0	\$112	21.05 %
400-274-513-31000	OTHER OPERATING EXPENSE IT SUP	\$5,000	\$417	\$4,583	8.3 %	\$0	\$0	0.00 %
	TOTAL CUSTOMER SERVICES	\$374,839	\$9,503	\$365,336	3.0-%	\$0	\$8,413	3.00-%
SEWER ADMINISTRATION								
402-520-535-10110	EXE SALARIES & WAGES	\$19,000	\$854	\$18,146	4.5 %	\$0	\$912	4.64 %
402-520-535-10120	REGULAR SALARIES & WAGES	\$66,921	\$2,614	\$64,307	3.9 %	\$0	\$2,737	2.31 %
402-520-535-10140	OVERTIME	\$2,800	\$84	\$2,716	3.0 %	\$0	\$51	1.12 %
402-520-535-10210	FICA TAXES	\$6,787	\$251	\$6,536	3.7 %	\$0	\$274	2.66 %
402-520-535-10220	RETIREMENT CONTRIBUTIONS	\$10,647	\$416	\$10,231	3.9 %	\$0	\$438	2.80 %
402-520-535-10230	LIFE & HEALTH INSURANCE	\$14,373	\$1,236	\$13,137	8.6 %	\$0	\$711	2.87 %

CITY OF QUINCY, FL
STATEMENT OF OPERATING EXPENSES FOR THE ONE MONTH ENDED OCTOBER 31, 2022

G/L_ACCT #	ACCOUNT DESCRIPTION	2023 BUDGET	2023 YTD	(OVER) UNDER	YTD_%	PER_OUT _ENCUMB RANCE	YTD 2022	YTD_% 2022
402-520-535-30320	ACCOUNTING & AUDITING SERVICES	\$12,154	\$0	\$12,154	0.0 %	\$0	\$0	0.00 %
402-520-535-30341	CONTRACTUAL SERVICES	\$7,400	\$0	\$7,400	0.0 %	\$0	\$32	0.40 %
402-520-535-30343	PROFESSIONAL SERVICES	\$22,601	\$0	\$22,601	0.0 %	\$0	\$0	0.00 %
402-520-535-30402	TRAVEL EXPENSE	\$200	\$0	\$200	0.0 %	\$0	\$0	0.00 %
402-520-535-30403	GAS & DIESEL	\$200	\$0	\$200	0.0 %	\$0	\$0	0.00 %
402-520-535-30404	OIL & GREASE	\$400	\$0	\$400	0.0 %	\$0	\$0	0.00 %
402-520-535-30405	TIRES	\$200	\$0	\$200	0.0 %	\$0	\$0	0.00 %
402-520-535-30410	TELEPHONE	\$8,000	\$699	\$7,301	8.7 %	\$0	\$655	6.34 %
402-520-535-30440	RENTALS & LEASES	\$345	\$0	\$345	0.0 %	\$0	\$0	0.00 %
402-520-535-30451	INSURANCE - PROPERTY LIABILITY	\$56,050	\$13,602	\$42,448	24.3 %	\$0	\$10,659	23.59 %
402-520-535-30465	COPIER REPAIRS	\$2,000	\$0	\$2,000	0.0 %	\$0	\$0	0.00 %
402-520-535-30490	BANK CHARGES	\$1,000	\$0	\$1,000	0.0 %	\$0	\$0	0.00 %
402-520-535-30491	OTHER OPERATING EXPENSE	\$5,000	\$166	\$4,834	3.3 %	\$0	\$322	5.97 %
402-520-535-30511	OFFICE SUPPLIES	\$300	\$0	\$300	0.0 %	\$0	\$0	0.00 %
402-520-535-30521	OPERATING SUPPLIES	\$134	\$0	\$134	0.0 %	\$0	\$134	99.86 %
402-520-535-30522	OPERATING SUPPLIES - UNIFORMS	\$249	\$12	\$237	4.9 %	\$0	\$13	5.31 %
402-520-535-31000	OTHER OPERATING EXP - IT SUPPO	\$9,500	\$792	\$8,708	8.3 %	\$0	\$700	8.33 %
402-520-535-70031	2020A BOND DEBT SERVICE PRINCI	\$101,179	\$50,329	\$50,850	49.7 %	\$0	\$49,303	49.74 %
402-520-535-70032	2020A BOND DEBT SERVICE INTERE	\$16,291	\$8,406	\$7,885	51.6 %	\$0	\$9,432	51.39 %
402-520-535-70111	2020B BOND DEBT SERVICE PRINCI	\$0	\$0	\$0	0.0 %	\$0	\$13,705	100.00 %
402-520-535-70112	2020B BOND DEBT SERVICE INTERE	\$0	\$0	\$0	0.0 %	\$0	\$7,820	72.25 %
402-520-535-70113	2021 BOND DEBT SERVICE PRINCIP	\$30,123	\$15,000	\$15,123	49.8 %	\$0	\$0	0.00 %
402-520-535-70114	2021 BOND DEBT SERVICE INTERES	\$8,718	\$4,421	\$4,297	50.7 %	\$0	\$0	0.00 %
402-520-535-70731	HONEYWELL LOAN PRINCIPAL	\$46,216	\$0	\$46,216	0.0 %	\$0	\$0	0.00 %
402-520-535-70732	HONEYWELL LOAN INTEREST	\$1,615	\$0	\$1,615	0.0 %	\$0	\$0	0.00 %
402-520-535-70733	DEBT SERVICE SRL 641090 PRINCI	\$12,979	\$0	\$12,979	0.0 %	\$0	\$0	0.00 %
402-520-535-70734	DEBT SERVICE SRL 641090 INTERE	\$4,977	\$0	\$4,977	0.0 %	\$0	\$0	0.00 %
402-520-535-70735	DEBT SERVICE SRL 200100 PRINCI	\$23,752	\$0	\$23,752	0.0 %	\$0	\$0	0.00 %
402-520-535-70736	DEBT SERVICE SRL 200100 INTERE	\$14,452	\$0	\$14,452	0.0 %	\$0	\$0	0.00 %
402-520-535-70742	DEBT SERVICE SOLAR ARRAY INT	\$1,100	\$0	\$1,100	0.0 %	\$0	\$0	0.00 %
402-520-535-90990	TRANSFER OF PROFIT	\$111,517	\$9,293	\$102,224	8.3 %	\$0	\$9,849	9.03 %
402-520-535-91000	BUSINESS ACTIVITY SHARED EXP	\$61,528	\$5,127	\$56,401	8.3 %	\$0	\$4,543	8.33 %
TOTAL SEWER ADM		\$680,708	\$113,302	\$567,406	17.0-%	\$0	\$112,289	15.00-%
SEWER TREATMENT								
402-531-535-30341	CONTRACTUAL SERVICES	\$901,000	\$130,960	\$770,040	14.5 %	\$0	\$128,460	16.20 %
402-531-535-30430	UTILITIES	\$176,500	\$16,421	\$160,079	9.3 %	\$0	\$19,246	8.47 %

CITY OF QUINCY, FL
STATEMENT OF OPERATING EXPENSES FOR THE ONE MONTH ENDED OCTOBER 31, 2022

G/L_ACCT #	ACCOUNT DESCRIPTION	2023 BUDGET	2023 YTD	(OVER) UNDER	YTD_%	PER_OUT _ENCUMB RANCE	YTD 2022	YTD_% 2022
402-531-535-30466	REPAIR & MAINTENANCE - PLANT	\$3,000	\$0	\$3,000	0.0 %	\$0	\$0	0.00 %
402-531-535-30491	OTHER OPERATING EXPENSE	\$5,500	\$5,500	\$0	100.0 %	\$0	\$0	0.00 %
	TOTAL SEWER TREATMENT	\$1,086,000	\$152,881	\$933,119	14.0-%	\$0	\$147,706	14.00-%

SEWER DISTRIBUTION

402-540-535-10120	REGULAR SALARIES & WAGES	\$86,314	\$4,945	\$81,369	5.7 %	\$0	\$4,583	5.56 %
402-540-535-10140	OVERTIME	\$7,000	\$483	\$6,517	6.9 %	\$0	\$114	1.53 %
402-540-535-10210	FICA TAXES	\$7,139	\$378	\$6,761	5.3 %	\$0	\$346	5.04 %
402-540-535-10220	RETIREMENT CONTRIBUTIONS	\$11,198	\$523	\$10,675	4.7 %	\$0	\$536	6.02 %
402-540-535-10230	LIFE & HEALTH INSURANCE	\$15,117	\$2,114	\$13,003	14.0 %	\$0	\$1,124	4.75 %
402-540-535-30312	ENGINEERING STUDY	\$2,060	\$0	\$2,060	0.0 %	\$0	\$0	0.00 %
402-540-535-30341	CONTRACTUAL SERVICES	\$2,900	\$0	\$2,900	0.0 %	\$0	\$0	0.00 %
402-540-535-30401	AUTO EXPENSE	\$500	\$0	\$500	0.0 %	\$0	\$0	0.00 %
402-540-535-30403	GASOLINE & DIESEL	\$2,700	\$0	\$2,700	0.0 %	\$0	\$0	0.00 %
402-540-535-30404	OIL & GREASE	\$1,197	\$0	\$1,197	0.0 %	\$0	\$0	0.00 %
402-540-535-30405	TIRES	\$1,382	\$0	\$1,382	0.0 %	\$0	\$0	0.00 %
402-540-535-30406	AUTO PARTS	\$1,075	\$0	\$1,075	0.0 %	\$0	\$0	0.00 %
402-540-535-30407	VEHICLE REPAIRS-PARTS AND LABO	\$6,100	\$0	\$6,100	0.0 %	\$0	\$0	0.00 %
402-540-535-30462	REPAIR & MAINT.-EQUIPMENT & TO	\$1,640	\$0	\$1,640	0.0 %	\$0	\$0	0.00 %
402-540-535-30467	MAINTENANCE OF MAINS & LINES	\$48,000	\$2,605	\$45,395	5.4 %	\$0	\$0	0.00 %
402-540-535-30491	OTHER OPERATING EXPENSE	\$300	\$0	\$300	0.0 %	\$0	\$0	0.00 %
402-540-535-30521	OPERATING SUPPLIES	\$244	\$0	\$244	0.0 %	\$0	\$80	32.64 %
402-540-535-30522	OPERATING SUPPLIES - UNIFORMS	\$2,206	\$111	\$2,095	5.0 %	\$0	\$115	5.20 %
402-540-535-60644	EQUIPMENT	\$130,500	\$0	\$130,500	0.0 %	\$0	\$0	0.00 %
	TOTAL SEWER DISTRIBUTION	\$327,572	\$11,159	\$316,413	3.0-%	\$0	\$6,897	2.00-%
	TOTAL SEWER FUND	\$2,094,280	\$277,342	\$1,816,939	9.0-%	\$0	\$266,892	9.00-%

ELECTRIC ADMINISTRATION

403-520-531-10110	EXE SALARIES & WAGES	\$87,277	\$3,611	\$83,666	4.1 %	\$0	\$3,850	3.20 %
403-520-531-10120	REGULAR SALARIES & WAGES	\$43,794	\$2,527	\$41,267	5.8 %	\$0	\$6,613	10.71 %
403-520-531-10140	OVERTIME	\$1,000	\$0	\$1,000	0.0 %	\$0	\$92	2.73 %
403-520-531-10210	FICA TAXES	\$10,103	\$465	\$9,638	4.6 %	\$0	\$777	5.53 %
403-520-531-10220	RETIREMENT CONTRIBUTIONS	\$15,848	\$737	\$15,111	4.6 %	\$0	\$1,256	5.86 %
403-520-531-10230	LIFE & HEALTH INSURANCE	\$21,395	\$1,473	\$19,922	6.9 %	\$0	\$1,104	6.72 %
403-520-531-30320	ACCOUNTING & AUDITING SERVICES	\$26,518	\$0	\$26,518	0.0 %	\$0	\$0	0.00 %

CITY OF QUINCY, FL
STATEMENT OF OPERATING EXPENSES FOR THE ONE MONTH ENDED OCTOBER 31, 2022

G/L_ACCT #	ACCOUNT DESCRIPTION	2023 BUDGET	2023 YTD	(OVER) UNDER	YTD_%	PER_OUT _ENCUMB RANCE	YTD 2022	YTD_% 2022
403-520-531-30341	CONTRACTUAL SERVICES	\$50,000	\$2,191	\$47,809	4.4 %	\$0	\$5,571	6.79 %
403-520-531-30343	PROFESSIONAL SERVICES	\$20,000	\$4,734	\$15,266	23.7 %	\$0	\$0	0.00 %
403-520-531-30370	PURCHASED ELECTRIC	\$9,690,752	\$689,477	\$9,001,275	7.1 %	\$0	\$0	0.00 %
403-520-531-30391	TRANSFER TO RESERVES	\$170,000	\$0	\$170,000	0.0 %	\$0	\$80,579	0.00 %
403-520-531-30402	TRAVEL EXPENSE	\$2,000	\$0	\$2,000	0.0 %	\$0	\$0	0.00 %
403-520-531-30403	GASOLINE & DIESEL	\$25,000	\$0	\$25,000	0.0 %	\$0	\$0	0.00 %
403-520-531-30404	OIL & GREASE	\$250	\$0	\$250	0.0 %	\$0	\$0	0.00 %
403-520-531-30405	TIRES	\$400	\$0	\$400	0.0 %	\$0	\$0	0.00 %
403-520-531-30406	VEHICLE PARTS ONLY	\$500	\$0	\$500	0.0 %	\$0	\$0	0.00 %
403-520-531-30407	VEHICLE REPAIRS	\$200	\$0	\$200	0.0 %	\$0	\$0	0.00 %
403-520-531-30410	TELEPHONE	\$7,000	\$356	\$6,644	5.1 %	\$0	\$398	6.23 %
403-520-531-30440	RENTALS/LEASES	\$7,700	\$0	\$7,700	0.0 %	\$0	\$0	0.00 %
403-520-531-30451	INSURANCE - PROPERTY LIABILITY	\$205,000	\$52,464	\$152,536	25.6 %	\$0	\$41,111	24.44 %
403-520-531-30462	REPAIR & MAINT-EQUIPMENT & TO	\$3,000	-\$688	\$3,688	22.9 %	\$0	\$0	0.00 %
403-520-531-30465	COPIER PAYMENT	\$2,000	\$0	\$2,000	0.0 %	\$0	\$0	0.00 %
403-520-531-30491	OTHER OPERATING EXPENSE	\$8,000	\$150	\$7,850	1.9 %	\$0	\$520	2.85 %
403-520-531-30493	TRAINING	\$14,025	\$0	\$14,025	0.0 %	\$0	\$0	0.00 %
403-520-531-30500	LEGAL ADS & RECORDING	\$2,110	\$315	\$1,795	14.9 %	\$0	\$310	18.22 %
403-520-531-30511	OFFICE SUPPLIES	\$574	\$0	\$574	0.0 %	\$0	\$0	0.00 %
403-520-531-30512	POSTAGE	\$27,000	\$0	\$27,000	0.0 %	\$0	\$2,591	8.74 %
403-520-531-30521	OPERATING SUPPLIES	\$434	\$0	\$434	0.0 %	\$0	\$202	46.56 %
403-520-531-30522	OPERATING SUPPLIES - UNIFORMS	\$768	\$37	\$731	4.8 %	\$0	\$38	4.98 %
403-520-531-30540	DUES, PUBLICATION, & MEMBERSHI	\$46,000	\$20,517	\$25,483	44.6 %	\$0	\$716	1.71 %
403-520-531-30580	STATE ASSESSMENT TAXES	\$2,401	\$0	\$2,401	0.0 %	\$0	\$0	0.00 %
403-520-531-30591	UNCLAIMED PROPERTY UTILITY REF	\$5,000	\$0	\$5,000	0.0 %	\$0	\$0	0.00 %
403-520-531-30646	ECONOMIC DEVELOPMENT INITIATIV	\$47,000	\$0	\$47,000	0.0 %	\$0	\$0	0.00 %
403-520-531-31000	OTHER OPERATING EXP - IT SUPPO	\$33,988	\$2,832	\$31,156	8.3 %	\$0	\$1,400	8.33 %
403-520-531-70031	2020A BOND DEBT SERVICE PRINCI	\$202,358	\$100,658	\$101,700	49.7 %	\$0	\$98,606	49.74 %
403-520-531-70032	2020A BOND DEBT SERVICE INTERE	\$32,582	\$16,812	\$15,770	51.6 %	\$0	\$18,863	51.38 %
403-520-531-70111	2020B BOND DEBT SERVICE PRINCI	\$0	\$0	\$0	0.0 %	\$0	\$64,308	100.00 %
403-520-531-70112	2020B BOND DEBT SERVICE INTERE	\$0	\$0	\$0	0.0 %	\$0	\$36,677	72.24 %
403-520-531-70113	2021 BOND DEBT SERVICE PRINCIP	\$141,346	\$70,382	\$70,964	49.8 %	\$0	\$0	0.00 %
403-520-531-70114	2021 BOND DEBT SERVICE INTERES	\$40,909	\$20,745	\$20,164	50.7 %	\$0	\$0	0.00 %
403-520-531-90990	TRANSFER OF PROFIT	\$4,610,257	\$384,188	\$4,226,069	8.3 %	\$0	\$352,667	8.27 %
403-520-531-91000	BUSINESS ACTIVITY SHARED EXP	\$463,710	\$38,643	\$425,068	8.3 %	\$0	\$34,241	8.33 %
TOTAL ELECTRIC ADM		\$16,068,199	\$1,412,628	\$14,655,571	9.0-%	\$0	\$752,490	5.00-%

CITY OF QUINCY, FL
STATEMENT OF OPERATING EXPENSES FOR THE ONE MONTH ENDED OCTOBER 31, 2022

G/L_ACCT #	ACCOUNT DESCRIPTION	2023 BUDGET	2023 YTD	(OVER) UNDER	YTD_%	PER_OUT _ENCUMB RANCE	YTD 2022	YTD_% 2022
ELECTRIC DISTRIBUTION								
403-591-531-10120	REGULAR SALARIES & WAGES	\$310,121	\$22,218	\$287,903	7.2 %	\$0	\$24,681	6.14 %
403-591-531-10140	OVERTIME	\$18,500	\$2,874	\$15,626	15.5 %	\$0	\$979	5.40 %
403-591-531-10210	FICA TAXES	\$25,140	\$1,812	\$23,328	7.2 %	\$0	\$1,914	6.34 %
403-591-531-10220	RETIREMENT CONTRIBUTIONS	\$39,435	\$2,478	\$36,957	6.3 %	\$0	\$2,931	6.18 %
403-591-531-10230	LIFE & HEALTH INSURANCE	\$53,237	\$6,718	\$46,519	12.6 %	\$0	\$4,090	4.76 %
403-591-531-30341	CONTRACTUAL SERVICES	\$50,000	\$0	\$50,000	0.0 %	\$0	\$0	0.00 %
403-591-531-30403	GASOLINE & DIESEL	\$13,186	\$0	\$13,186	0.0 %	\$0	\$0	0.00 %
403-591-531-30404	OIL & GREASE	\$1,272	\$0	\$1,272	0.0 %	\$0	\$0	0.00 %
403-591-531-30405	TIRES	\$2,500	\$0	\$2,500	0.0 %	\$0	\$168	6.73 %
403-591-531-30406	PARTS	\$3,000	\$4	\$2,996	0.1 %	\$0	\$304	5.33 %
403-591-531-30407	VEHICLE REPAIRS-LABOR & PARTS	\$20,000	\$1,713	\$18,287	8.6 %	\$0	\$292	2.13 %
403-591-531-30430	UTILITIES	\$61,000	\$6,428	\$54,572	10.5 %	\$0	\$6,001	7.72 %
403-591-531-30440	RENTALS / LEASES	\$2,000	\$0	\$2,000	0.0 %	\$0	\$0	0.00 %
403-591-531-30461	REPAIR & MAINT - OFFICE EQUIPM	\$2,500	\$0	\$2,500	0.0 %	\$0	\$0	0.00 %
403-591-531-30462	REPAIR & MAINT - EQUIPMENT & T	\$6,000	\$0	\$6,000	0.0 %	\$0	\$0	0.00 %
403-591-531-30467	REPAIR & MAINT-MAINS & LINES	\$15,000	\$0	\$15,000	0.0 %	\$0	\$0	0.00 %
403-591-531-30468	REPAIR & MAINTENANCE - SERVICE	\$4,113	\$300	\$3,813	7.3 %	\$0	\$200	4.86 %
403-591-531-30469	CONTRACTUAL TREE TRIMMING & LI	\$16,561	\$0	\$16,561	0.0 %	\$0	\$0	0.00 %
403-591-531-30491	OTHER OPERATING EXPENSES	\$40,150	\$622	\$39,528	1.6 %	\$0	\$0	0.00 %
403-591-531-30521	OPERATING SUPPLIES	\$298	\$0	\$298	0.0 %	\$0	\$48	5.35 %
403-591-531-30522	OPERATING SUPPLIES - UNIFORMS	\$17,539	\$876	\$16,663	5.0 %	\$0	\$903	5.15 %
403-591-531-60635	STREET LIGHTS	\$30,000	\$0	\$30,000	0.0 %	\$0	\$0	0.00 %
403-591-531-60636	SIGNALIZATION	\$45,000	\$0	\$45,000	0.0 %	\$0	\$0	0.00 %
403-591-531-70731	HONEYWELL LOAN PRINCIPAL	\$82,161	\$0	\$82,161	0.0 %	\$0	\$0	0.00 %
403-591-531-70732	HONEYWELL LOAN INTEREST	\$2,871	\$0	\$2,871	0.0 %	\$0	\$0	0.00 %
403-591-531-70733	BUCKET TRUCKS LOAN PRINCIPAL	\$100,045	\$0	\$100,045	0.0 %	\$0	\$0	0.00 %
403-591-531-70734	BUCKET TRUCK LOAN INTEREST	\$3,936	\$0	\$3,936	0.0 %	\$0	\$0	0.00 %
	TOTAL ELECTRIC DISTRIBUTION	\$965,565	\$46,042	\$919,523	5.0-%	\$0	\$42,511	4.00-%
ELECTRIC WAREHOUSE								
403-502-531-10120	REGULAR SALARIES & WAGES	\$40,000	\$1,966	\$38,034	4.9 %	\$0	\$2,100	5.71 %
403-502-531-10140	OVERTIME	\$1,700	\$40	\$1,660	2.3 %	\$0	\$40	2.33 %
403-502-531-10210	FICA TAXES	\$3,190	\$134	\$3,056	4.2 %	\$0	\$155	5.82 %
403-502-531-10220	RETIREMENT CONTRIBUTIONS	\$5,004	\$236	\$4,768	4.7 %	\$0	\$252	6.13 %
403-502-531-10230	LIFE & HEALTH INSURANCE	\$6,755	\$603	\$6,152	8.9 %	\$0	\$351	4.89 %
403-502-531-30430	UTILITIES	\$2,903	\$304	\$2,599	10.5 %	\$0	\$272	8.00 %

CITY OF QUINCY, FL

STATEMENT OF OPERATING EXPENSES FOR THE ONE MONTH ENDED OCTOBER 31, 2022

G/L_ACCT #	ACCOUNT DESCRIPTION	2023 BUDGET	2023 YTD	(OVER) UNDER	YTD_%	PER_OUT _ENCUMB RANCE	YTD 2022	YTD_% 2022
403-502-531-30461	R/M-OFFICE EQUIPMENT	\$149	\$0	\$149	0.0%	\$0	\$0	0.00%
403-502-531-30462	REPAIR & MAINT - EQUIP AND TOO	\$3,500	\$0	\$3,500	0.0%	\$0	\$134	4.46%
403-502-531-30463	REPAIR & MAINT - BLDG AND GROU	\$1,185	\$0	\$1,185	0.0%	\$0	\$0	0.00%
403-502-531-30490	BANK CHARGES	\$1,000	\$0	\$1,000	0.0%	\$0	\$0	0.00%
403-502-531-30491	OTHER OPERATING EXPENSE	\$300	\$16	\$284	5.2%	\$0	\$86	9.60%
403-502-531-30521	OPERATING SUPPLIES	\$1,411	\$0	\$1,411	0.0%	\$0	\$0	0.00%
403-502-531-30522	OPERATING SUPPLIES - UNIFORMS	\$723	\$37	\$686	5.1%	\$0	\$38	5.29%
	TOTAL ELECTRIC WAREHOUSE	\$67,820	\$3,335	\$64,485	5.0%	\$0	\$3,429	5.00%
	LINE CLEARING - ELECTRIC							
403-539-531-10120	REGULAR SALARIES & WAGES - LIN	\$192,368	\$9,491	\$182,877	4.9%	\$0	\$9,607	5.51%
403-539-531-10140	OVERTIME - LINE CLEARING CREW	\$30,000	\$2,310	\$27,690	7.7%	\$0	\$1,100	4.09%
403-539-531-10210	FICA TAXES - LINE CLEARING CRE	\$17,011	\$848	\$16,163	5.0%	\$0	\$799	5.47%
403-539-531-10220	RETIREMENT CONTRIBUTIONS - LIN	\$26,684	\$1,080	\$25,604	4.0%	\$0	\$1,082	5.86%
403-539-531-10230	LIFE & HEALTH INS - LINE CLEAR	\$36,024	\$3,032	\$32,992	8.4%	\$0	\$1,723	5.06%
403-539-531-30343	PROFESSIONAL SERVICES	\$55,000	\$0	\$55,000	0.0%	\$0	\$0	0.00%
403-539-531-30469	CONTRACTUAL SRVC TREE TRIMMING	\$160,000	\$0	\$160,000	0.0%	\$0	\$7,383	5.75%
403-539-531-60610	ELECTRIC REBUILD - MUTUAL AID	\$132,500	\$0	\$132,500	0.0%	\$0	\$0	0.00%
403-539-531-70191	H-M LOAN CCB 3M '19 PRINCIPAL	\$0	\$0	\$0	0.0%	\$0	\$182,707	18.59%
	TOTAL LINE CLEARING	\$649,587	\$16,761	\$632,826	3.0%	\$0	\$204,401	14.00%
	TOTAL ELECTRIC FUND	\$17,751,171	\$1,478,766	\$16,272,405	8.0%	\$0	\$1,002,831	6.00%
	WATER ADMINISTRATION							
404-520-533-10110	EXE SALARIES & WAGES	\$14,797	\$854	\$13,943	5.8%	\$0	\$912	4.90%
404-520-533-10120	REGULAR SALARIES & WAGES	\$72,602	\$4,244	\$68,358	5.8%	\$0	\$4,410	5.77%
404-520-533-10140	OVERTIME	\$3,659	\$732	\$2,927	20.0%	\$0	\$63	1.38%
404-520-533-10210	FICA TAXES	\$6,966	\$412	\$6,554	5.9%	\$0	\$398	5.66%
404-520-533-10220	RETIREMENT CONTRIBUTIONS	\$10,927	\$605	\$10,322	5.5%	\$0	\$639	5.69%
404-520-533-10230	LIFE & HEALTH INSURANCE	\$14,751	\$1,819	\$12,932	12.3%	\$0	\$720	3.69%
404-520-533-30320	ACCOUNTING & AUDITING SERVICES	\$12,154	\$0	\$12,154	0.0%	\$0	\$0	0.00%
404-520-533-30341	CONTRACTUAL SERVICES	\$7,288	\$0	\$7,288	0.0%	\$0	\$32	0.17%
404-520-533-30343	PROFESSIONAL SERVICES	\$1,675	\$90	\$1,585	5.4%	\$0	\$0	0.00%
404-520-533-30390	CONTINGENCY	\$28,237	\$0	\$28,237	0.0%	\$0	\$0	0.00%
404-520-533-30402	TRAVEL EXPENSE	\$200	\$0	\$200	0.0%	\$0	\$0	0.00%
404-520-533-30404	OIL & GREASE	\$100	\$0	\$100	0.0%	\$0	\$0	0.00%
404-520-533-30405	TIRES	\$400	\$0	\$400	0.0%	\$0	\$0	0.00%

CITY OF QUINCY, FL
STATEMENT OF OPERATING EXPENSES FOR THE ONE MONTH ENDED OCTOBER 31, 2022

G/L_ACCT #	ACCOUNT DESCRIPTION	2023 BUDGET	2023 YTD	(OVER) UNDER	YTD_%	PER_OUT _ENCUMB RANCE	YTD 2022	YTD_% 2022
404-520-533-30410	TELEPHONE	\$1,450	\$139	\$1,311	9.6 %	\$0	\$95	6.08 %
404-520-533-30440	RENTALS & LEASES	\$553	\$0	\$553	0.0 %	\$0	\$0	0.00 %
404-520-533-30451	INSURANCE - PROPERTY LIABILITY	\$64,075	\$15,545	\$48,530	24.3 %	\$0	\$12,181	24.80 %
404-520-533-30465	COPIER REPAIRS	\$2,000	\$0	\$2,000	0.0 %	\$0	\$0	0.00 %
404-520-533-30490	BANK CHARGES	\$1,000	\$0	\$1,000	0.0 %	\$0	\$5	0.46 %
404-520-533-30491	OTHER OPERATING EXPENSE	\$2,000	\$166	\$1,834	8.3 %	\$0	\$315	8.71 %
404-520-533-30493	TRAINING	\$1,000	\$0	\$1,000	0.0 %	\$0	\$0	0.00 %
404-520-533-30501	PERMITS & FEES	\$87	\$0	\$87	0.0 %	\$0	\$0	0.00 %
404-520-533-30511	OFFICE SUPPLIES	\$208	\$0	\$208	0.0 %	\$0	\$0	0.00 %
404-520-533-30521	OPERATING SUPPLIES	\$300	\$0	\$300	0.0 %	\$0	\$0	0.00 %
404-520-533-30522	OPERATING SUPPLIES - UNIFORMS	\$1,339	\$12	\$1,327	0.9 %	\$0	\$13	5.06 %
404-520-533-31000	OTHER OPERATING EXP - IT SUPPO	\$9,500	\$792	\$8,708	8.3 %	\$0	\$700	8.33 %
404-520-533-70031	2020A BOND SERVICE PRINCIPAL	\$101,179	\$50,329	\$50,850	49.7 %	\$0	\$49,303	49.74 %
404-520-533-70032	2020A BOND DEBT SERVICE INTERE	\$16,292	\$8,406	\$7,886	51.6 %	\$0	\$9,432	51.39 %
404-520-533-70111	2020B BOND DEBT SERVICE PRINCI	\$0	\$0	\$0	0.0 %	\$0	\$13,705	100.00 %
404-520-533-70112	2020B BOND DEBT SERVICE INTERE	\$0	\$0	\$0	0.0 %	\$0	\$7,820	72.25 %
404-520-533-70113	2021 BOND DEBT SERVICE PRINCIP	\$30,123	\$15,000	\$15,123	49.8 %	\$0	\$0	0.00 %
404-520-533-70114	2021 BOND DEBT SERVICE INTERES	\$8,718	\$4,421	\$4,297	50.7 %	\$0	\$0	0.00 %
404-520-533-70710	SRL DRNK WTR 200601 PRIN	\$156,741	\$0	\$156,741	0.0 %	\$0	\$0	0.00 %
404-520-533-70720	DRK WTR SRL 200601 INT	\$3,740	\$0	\$3,740	0.0 %	\$0	\$0	0.00 %
404-520-533-70722	2020C FDEP BBT PRINCIPAL	\$147,119	\$0	\$147,119	0.0 %	\$0	\$0	0.00 %
404-520-533-70723	2020C FDEP BBT INTEREST	\$35,388	\$0	\$35,388	0.0 %	\$0	\$0	0.00 %
404-520-533-70731	HONEYWELL LOAN PRINCIPAL	\$25,675	\$0	\$25,675	0.0 %	\$0	\$0	0.00 %
404-520-533-70732	HONEYWELL LOAN INTEREST	\$897	\$0	\$897	0.0 %	\$0	\$0	0.00 %
404-520-533-90990	TRANSFER OF PROFIT	\$413,685	\$34,474	\$379,211	8.3 %	\$0	\$61,411	8.74 %
404-520-533-90991	TRANSFER TO REFUSE	\$5,883	\$0	\$5,883	0.0 %	\$0	\$1,514	25.73 %
404-520-533-91000	BUSINESS ACTIVITY SHARED EXP	\$98,555	\$8,213	\$90,342	8.3 %	\$0	\$7,277	8.33 %
TOTAL WATER ADM		\$1,301,263	\$146,253	\$1,155,010	11.0 %	\$0	\$170,944	10.00 %

WATER TREATMENT

404-530-533-30341	CONTRACTUAL SERVICES	\$382,000	\$56,126	\$325,874	14.7 %	\$0	\$55,054	15.97 %
404-530-533-30430	UTILITIES	\$85,500	\$1,367	\$84,133	1.6 %	\$0	\$813	0.70 %
404-530-533-30466	REPAIR & MAINTENANCE - PLANT	\$2,000	\$0	\$2,000	0.0 %	\$0	\$0	0.00 %
404-530-533-30469	REPAIR & MAINT RESERVOIRS	\$2,600	\$0	\$2,600	0.0 %	\$0	\$0	0.00 %
404-530-533-60644	EQUIPMENT	\$30,000	\$0	\$30,000	0.0 %	\$0	\$0	0.00 %
TOTAL WATER TREATMENT		\$502,100	\$57,493	\$444,607	11.0 %	\$0	\$55,868	11.00 %

CITY OF QUINCY, FL
STATEMENT OF OPERATING EXPENSES FOR THE ONE MONTH ENDED OCTOBER 31, 2022

G/L_ACCT #	ACCOUNT DESCRIPTION	2023 BUDGET	2023 YTD	(OVER) UNDER	YTD_%	PER_OUT ENCUMB RANCE	YTD 2022	YTD_% 2022
WATER DISTRIBUTION								
404-539-533-10120	REGULAR SALARIES & WAGES	\$82,000	\$4,945	\$77,055	6.0%	\$0	\$4,582	5.45%
404-539-533-10140	OVERTIME	\$7,000	\$483	\$6,517	6.9%	\$0	\$114	1.53%
404-539-533-10210	FICA TAXES	\$6,809	\$378	\$6,431	5.5%	\$0	\$346	5.04%
404-539-533-10220	RETIREMENT CONTRIBUTIONS	\$10,680	\$523	\$10,157	4.9%	\$0	\$536	5.41%
404-539-533-10230	LIFE & HEALTH INSURANCE	\$14,416	\$2,114	\$12,304	14.7%	\$0	\$1,124	4.65%
404-539-533-30403	GASOLINE & DIESEL	\$2,000	\$0	\$2,000	0.0%	\$0	\$0	0.00%
404-539-533-30404	OIL & GREASE	\$400	\$0	\$400	0.0%	\$0	\$0	0.00%
404-539-533-30405	TIRES	\$1,200	\$0	\$1,200	0.0%	\$0	\$0	0.00%
404-539-533-30406	AUTO PARTS	\$1,100	\$0	\$1,100	0.0%	\$0	\$0	0.00%
404-539-533-30407	VEHICLE REPAIRS-PARTS AND LABO	\$1,207	\$0	\$1,207	0.0%	\$0	\$0	0.00%
404-539-533-30462	REPAIR & MAINT- EQUIPMENT & TO	\$815	\$0	\$815	0.0%	\$0	\$0	0.00%
404-539-533-30467	REPAIR & MAINT.-MAINS & LINES	\$20,600	\$0	\$20,600	0.0%	\$0	\$0	0.00%
404-539-533-30468	REPAIR & MAINT.- SERVICES	\$2,700	\$0	\$2,700	0.0%	\$0	\$0	0.00%
404-539-533-30491	OTHER OPERATING EXPENSE	\$304	\$0	\$304	0.0%	\$0	\$0	0.00%
404-539-533-30521	OPERATING SUPPLIES	\$500	\$0	\$500	0.0%	\$0	\$0	0.00%
404-539-533-30522	OPERATING SUPPLIES - UNIFORMS	\$2,000	\$111	\$1,889	5.5%	\$0	\$115	4.61%
	TOTAL WATER DISTRIBUTION	\$153,731	\$8,553	\$145,180	6.0%	\$0	\$6,817	4.00%
	TOTAL WATER FUND	\$1,957,094	\$212,299	\$1,780,776	11.0%	\$0	\$233,629	10.00%
GAS ADMINISTRATION								
405-520-532-10110	EXE SALARIES & WAGES	\$20,000	\$854	\$19,146	4.3%	\$0	\$912	4.64%
405-520-532-10120	REGULAR SALARIES & WAGES	\$24,000	\$1,263	\$22,737	5.3%	\$0	\$1,296	5.79%
405-520-532-10140	OVERTIME	\$2,000	\$0	\$2,000	0.0%	\$0	\$46	2.73%
405-520-532-10210	FICA TAXES	\$3,519	\$157	\$3,362	4.5%	\$0	\$170	5.42%
405-520-532-10220	RETIREMENT CONTRIBUTIONS	\$5,520	\$254	\$5,266	4.6%	\$0	\$265	5.54%
405-520-532-10230	LIFE & HEALTH INSURANCE	\$7,452	\$391	\$7,061	5.2%	\$0	\$223	4.59%
405-520-532-30320	ACCOUNTING & AUDITING SERVICES	\$12,117	\$0	\$12,117	0.0%	\$0	\$0	0.00%
405-520-532-30341	CONTRACTUAL SERVICES	\$9,075	\$0	\$9,075	0.0%	\$0	\$32	0.40%
405-520-532-30343	PROFESSIONAL SERVICES	\$8,200	\$0	\$8,200	0.0%	\$0	\$0	0.00%
405-520-532-30380	PURCHASED GAS	\$1,300,000	\$73,530	\$1,226,470	5.7%	\$0	\$0	0.00%
405-520-532-30402	TRAVEL EXPENSE	\$200	\$0	\$200	0.0%	\$0	\$0	0.00%
405-520-532-30403	GAS & DIESEL	\$500	\$0	\$500	0.0%	\$0	\$0	0.00%
405-520-532-30404	OIL & GREASE	\$100	\$0	\$100	0.0%	\$0	\$0	0.00%
405-520-532-30405	TIRES	\$100	\$0	\$100	0.0%	\$0	\$0	0.00%

CITY OF QUINCY, FL
STATEMENT OF OPERATING EXPENSES FOR THE ONE MONTH ENDED OCTOBER 31, 2022

G/L_ACCT #	ACCOUNT DESCRIPTION	2023 BUDGET	2023 YTD	(OVER) UNDER	YTD_%	PER_OUT _ENCUMB RANCE	YTD 2022	YTD_% 2022
405-520-532-30410	TELEPHONE EXPENSE	\$2,700	\$139	\$2,561	5.2 %	\$0	\$95	3.90 %
405-520-532-30440	RENTALS/LEASES	\$400	\$0	\$400	0.0 %	\$0	\$0	0.00 %
405-520-532-30451	INSURANCE - PROPERTY LIABILITY	\$38,000	\$9,716	\$28,284	25.6 %	\$0	\$7,613	23.59 %
405-520-532-30465	COPIER REPAIRS	\$2,000	\$0	\$2,000	0.0 %	\$0	\$0	0.00 %
405-520-532-30490	BANK CHARGES	\$1,000	\$0	\$1,000	0.0 %	\$0	\$0	0.00 %
405-520-532-30491	OTHER OPERATING EXPENSE	\$1,400	\$166	\$1,234	11.8 %	\$0	\$315	8.25 %
405-520-532-30493	TRAINING	\$2,400	\$0	\$2,400	0.0 %	\$0	\$0	0.00 %
405-520-532-30511	OFFICE SUPPLIES	\$400	\$0	\$400	0.0 %	\$0	\$0	0.00 %
405-520-532-30521	OPERATING SUPPLIES	\$1,000	\$48	\$952	4.8 %	\$0	\$0	0.00 %
405-520-532-30522	OPERATING SUPPLIES - UNIFORMS	\$280	\$12	\$268	4.4 %	\$0	\$13	4.55 %
405-520-532-30580	TAXES-STATE ASSESSMENT	\$2,000	\$0	\$2,000	0.0 %	\$0	\$0	0.00 %
405-520-532-31000	OTHER OPERATING EXP - IT SUPPO	\$9,500	\$792	\$8,708	8.3 %	\$0	\$700	8.33 %
405-520-532-70111	2020B BOND DEBT SERVICE PRINCI	\$0	\$0	\$0	0.0 %	\$0	\$13,705	100.00 %
405-520-532-70112	2020B BOND DEBT SERVICE INTERE	\$0	\$0	\$0	0.0 %	\$0	\$7,820	72.25 %
405-520-532-70113	2021 BOND DEBT SERVICE PRINCIP	\$30,123	\$15,000	\$15,123	49.8 %	\$0	\$0	0.00 %
405-520-532-70114	2021 BOND DEBT SERVICE INTERES	\$8,718	\$4,421	\$4,297	50.7 %	\$0	\$0	0.00 %
405-520-532-90990	TRANSFER OF PROFIT	\$142,550	\$11,879	\$130,671	8.3 %	\$0	\$34,805	8.61 %
405-520-532-91000	BUSINESS ACTIVITY SHARED EXP	\$65,079	\$5,423	\$59,656	8.3 %	\$0	\$4,806	8.33 %
TOTAL GAS ADM		\$1,700,333	\$124,045	\$1,576,288	7.0-%	\$0	\$72,815	4.00-%

GAS DISTRIBUTION

405-561-532-10120	REGULAR SALARIES & WAGES	\$165,400	\$9,237	\$156,163	5.6 %	\$0	\$10,142	5.81 %
405-561-532-10140	OVERTIME	\$3,500	\$278	\$3,222	7.9 %	\$0	\$88	1.44 %
405-561-532-10210	FICA TAXES	\$12,921	\$702	\$12,219	5.4 %	\$0	\$775	5.94 %
405-561-532-10220	RETIREMENT CONTRIBUTIONS	\$20,268	\$1,063	\$19,206	5.2 %	\$0	\$1,213	6.15 %
405-561-532-10230	LIFE & HEALTH INSURANCE	\$27,362	\$1,939	\$25,423	7.1 %	\$0	\$1,027	4.28 %
405-561-532-30403	GASOLINE & DIESEL	\$3,500	\$0	\$3,500	0.0 %	\$0	\$0	0.00 %
405-561-532-30404	OIL & GREASE	\$290	\$0	\$290	0.0 %	\$0	\$0	0.00 %
405-561-532-30405	TIRES	\$783	\$0	\$783	0.0 %	\$0	\$0	0.00 %
405-561-532-30406	VEHICLE PARTS	\$2,400	\$0	\$2,400	0.0 %	\$0	\$0	0.00 %
405-561-532-30407	VEHICLE REPAIR PARTS AND LABO	\$500	\$0	\$500	0.0 %	\$0	\$0	0.00 %
405-561-532-30430	UTILITIES	\$1,400	\$124	\$1,276	8.9 %	\$0	\$124	5.77 %
405-561-532-30462	REPAIR & MAINT-EQUIPMENT & TOO	\$364	\$0	\$364	0.0 %	\$0	\$0	0.00 %
405-561-532-30467	MAINT. OF MAINS & LINES - GAS	\$8,001	\$0	\$8,001	0.0 %	\$0	\$0	0.00 %
405-561-532-30468	MAINTENANCE OF SERVICES - GAS	\$4,348	\$0	\$4,348	0.0 %	\$0	\$0	0.00 %
405-561-532-30491	OTHER OPERATING EXPENSE	\$29	\$0	\$29	0.0 %	\$0	\$4	1.34 %
405-561-532-30520	OPER SUPP-WATER HEATERS	\$500	\$0	\$500	0.0 %	\$0	\$0	0.00 %

CITY OF QUINCY, FL
STATEMENT OF OPERATING EXPENSES FOR THE ONE MONTH ENDED OCTOBER 31, 2022

G/L_ACCT #	ACCOUNT DESCRIPTION	2023 BUDGET	2023 YTD	(OVER) UNDER	YTD_%	PER_OUT _ENCUMB RANCE	YTD 2022	YTD_% 2022
405-561-532-30521	OPERATING SUPPLIES	\$181	\$0	\$181	0.0%	\$0	\$0	0.00%
405-561-532-30522	OPERATING SUPPLIES - UNIFORMS	\$2,486	\$123	\$2,363	5.0%	\$0	\$128	5.12%
405-561-532-60644	EQUIPMENT	\$75,289	\$0	\$75,289	0.0%	\$22,159	\$0	0.00%
	TOTAL GAS DISTRIBUTION	\$329,522	\$13,465	\$316,057	4.0%	\$22,159	\$13,501	5.00-%
	TOTAL GAS FUND	\$2,029,855	\$137,509	\$1,892,346	7.0%	\$22,159	\$86,317	4.00-%

CITY OF QUINCY, FL
STATEMENT OF OPERATING EXPENSES FOR THE ONE MONTH ENDED OCTOBER 31, 2022

G/L_ACCT #	ACCOUNT DESCRIPTION	2023 BUDGET	2023 YTD	(OVER) UNDER	YTD_%	PER_OUT _ENCUMB RANCE	YTD 2022	YTD_% 2022
REFUSE ADMINISTRATION								
406-410-539-30320	ACCOUNTING & AUDITING SERVICES	\$12,154	\$0	\$12,154	0.0%	\$0	\$0	0.00%
406-410-539-30443	RESIDENTIAL REFUSE	\$577,072	\$48,000	\$529,072	8.3%	\$0	\$0	0.00%
406-410-539-30451	INSURANCE - PROPERTY LIABILITY	\$32,500	\$7,772	\$24,728	23.9%	\$0	\$6,091	24.85%
406-410-539-30480	YARD/SOLID WASTE TIPPING FEES	\$95,000	\$0	\$95,000	0.0%	\$0	\$0	0.00%
406-410-539-30490	BANK CHARGES	\$1,000	\$16	\$984	1.6%	\$0	\$0	0.00%
406-410-539-30491	Other Operating Expense	\$0	\$0	\$0	0.0%	\$0	\$86	10.26%
406-410-539-31000	OTHER OPERATING EXP - IT SUPPO	\$9,500	\$792	\$8,708	8.3%	\$0	\$0	0.00%
406-410-539-31443	COMMERCIAL REFUSE	\$496,683	\$41,000	\$455,683	8.3%	\$0	\$0	0.00%
406-410-539-90000	TRANSFER TO LANDFILL	\$0	\$0	\$0	0.0%	\$0	\$914	7.70%
406-410-539-90990	TRANSFER PROFITS TO GF	\$209,670	\$17,473	\$192,198	8.3%	\$0	\$7,473	18.83%
406-410-539-91000	BUSINESS ACTIVITY SHARED EXP	\$65,104	\$5,425	\$59,679	8.3%	\$0	\$4,807	8.33%
	TOTAL REFUSE FUND	\$1,498,683	\$120,478	\$1,378,205	8.0%	\$0	\$19,371	1.00%
LANDFILL OPERATIONS								
407-422-536-10120	REGULAR SALARIES & WAGES	\$56,000	\$2,274	\$53,726	4.1%	\$0	\$3,396	5.12%
407-422-536-10140	OVERTIME	\$1,000	\$56	\$944	5.6%	\$0	\$83	7.33%
407-422-536-10210	FICA TAXES	\$4,361	\$167	\$4,194	3.8%	\$0	\$260	5.80%
407-422-536-10220	RETIREMENT CONTRIBUTIONS	\$6,840	\$273	\$6,567	4.0%	\$0	\$408	5.36%
407-422-536-10230	LIFE & HEALTH INSURANCE	\$9,234	\$584	\$8,650	6.3%	\$0	\$453	2.93%
407-422-536-30341	CONTRACTUAL SERVICES	\$6,000	\$0	\$6,000	0.0%	\$0	\$0	0.00%
407-422-536-30346	MONITORING FEES	\$42,235	\$0	\$42,235	0.0%	\$0	\$24,537	89.52%
407-422-536-30430	UTILITIES	\$900	\$76	\$824	8.4%	\$0	\$81	7.95%
407-422-536-30462	REPAIR & MAINT-EQUIPMENT & TOO	\$557	\$0	\$557	0.0%	\$0	\$0	0.00%
407-422-536-30463	REPAIR & MAINT.-BUILDINGS & GR	\$2,750	\$0	\$2,750	0.0%	\$0	\$51	2.08%
407-422-536-30490	BANK CHARGES	\$1,000	\$0	\$1,000	0.0%	\$0	\$0	0.00%
407-422-536-30491	OTHER OPERATING EXPENSE	\$1,300	\$16	\$1,284	1.2%	\$0	\$86	5.12%
407-422-536-30493	TRAINING	\$700	\$0	\$700	0.0%	\$0	\$0	0.00%
407-422-536-31000	OTHER OPERATING EXP - IT SUPPO	\$9,500	\$792	\$8,708	8.3%	\$0	\$0	0.00%
407-422-536-90990	TRANSFER PROFIT	\$0	\$0	\$0	0.0%	\$0	\$84	1.55%
407-422-536-91000	BUSINESS ACTIVITY SHARED EXP	\$6,221	\$518	\$5,703	8.3%	\$0	\$459	8.33%
	TOTAL LANDFILL FUND	\$148,598	\$4,755	\$143,843	3.0%	\$0	\$29,898	18.00%
TELECOMMUNICATIONS								
508-539-539-30341	CONTRACTUAL SERVICES	\$0	\$0	\$0	0.0%	\$0	\$265	0.28%
508-539-539-30343	PROFESSIONAL SERVICES	\$150,000	\$0	\$150,000	0.0%	\$0	\$0	0.00%
508-539-539-30360	ADMINISTRATIVE SERVICES	\$5,000	\$0	\$5,000	0.0%	\$0	\$0	0.00%

CITY OF QUINCY, FL
STATEMENT OF OPERATING EXPENSES FOR THE ONE MONTH ENDED OCTOBER 31, 2022

G/L ACCT #	ACCOUNT DESCRIPTION	2023 BUDGET	2023 YTD	(OVER) UNDER	YTD_%	PER_OUT _ENCUMB RANCE	YTD 2022	YTD_% 2022
508-539-539-30403	GAS & DIESEL	\$500	\$0	\$500	0.0%	\$0	\$0	0.00%
508-539-539-30410	TELEPHONE	\$14,000	\$1,023	\$12,977	7.3%	\$0	\$296	2.11%
508-539-539-30430	UTILITIES	\$7,000	\$524	\$6,476	7.5%	\$0	\$741	8.45%
508-539-539-30490	BANK CHARGES	\$1,000	\$0	\$1,000	0.0%	\$0	\$0	0.00%
508-539-539-30491	OTHER OPERATING EXPENSES	\$6,500	\$16	\$6,484	0.2%	\$0	\$146	1.44%
508-539-539-60644	EQUIPMENT	\$7,988	\$0	\$7,988	0.0%	\$0	-\$3,000	17.23-%
	TOTAL TELECOMMUNICATIONS	\$191,988	\$1,563	\$190,425	1.0-%	\$0	-\$1,552	1.00%

TOTAL ENTERPRISE FUND

\$26,431,865 \$2,260,506 \$24,207,340 8.0-% \$22,159 \$1,660,554 6.00-%

TOTAL ALL FUNDS

\$38,752,074 \$3,057,352 \$35,755,076 8.0-% \$34,512 \$2,248,733 6.00-%

DEBT SERVICE COVERAGE REPORT
AS OF October 31, 2022

CITY OF QUINCY, FL
DEBT SERVICE COVERAGE REPORT FOR THE ONE MONTH ENDED OCTOBER 31, 2022

	ONE MONTH ACTUAL
REVENUES	
Governmental	\$817,261
Enterprise	2,266,510
Total Revenues	<u>\$3,083,771</u>
EXPENDITURES	
Personnel	\$593,811
Contractual Services	214,013
Professional Services	4,824
Purchased Electric	689,477
Purchased Gas	73,530
Reserves/ Perks & Facilities	953
Gas, Oil & Grease, Tires, Auto Parts & Repair	6,690
Telephone	15,148
Utilities	35,089
Commercial & Residential Refuse	89,000
Insurance - Property Liability	220,117
Repair & Maintenance	5,557
Other Operating Expenses	25,032
Operating Materials, Supplies, & Uniforms	62,335
Athletic Equipment	1,265
Dues, Publications, Subscriptions & Memberships	23,693
Other Operating Expenses - IT Support	15,588
CRA Operations & Projects	41,668
Debt Interest	<u>67,632</u>
Total Expenditures	<u>2,185,422</u>
MODIFIED NET INCOME (LOSS)	<u><u>898,349</u></u>
TOTAL DEBT SERVICE	<u><u>\$414,330</u></u>
DEBT SERVICE COVERAGE RATIO	<u><u>2.17</u></u>

GRANT REPORT
AS OF OCTOBER 31, 2022

CITY OF QUINCY, FL
GRANTS REPORTS FOR THE MONTH OF OCTOBER, 2022

JOB #	GENERAL LEDGER ACCOUNT #	ACCOUNT DESCRIPTION	FY 2023 BUDGET	1 MONTH YTD BUDGET 10/01/2022	1 MONTH YTD ACTUAL 10/01/2022	BUDGET BALANCE 10/01/2022	8% BUDGET YTD
AMERICAN RESCUE PLAN GRANT - Reggie Bell, Robert Nixon, Richard Ash and Lt. Eugene Monroe							
REVENUES							
	123 001-366-10015	AMERICAN RESCUE PLAN GRANT	\$692,782	\$57,732	\$0	\$692,782	0%
	123 002-331-33000	AMERICAN RESCUE PLAN GRANT	\$0	\$0	\$0	\$0	0%
	123 400-331-33000	AMERICAN RESCUE PLAN GRANT	\$0	\$0	\$0	\$0	0%
	123 402-331-33000	AMERICAN RESCUE PLAN ACT GRANT	\$0	\$0	\$0	\$0	0%
	123 404-331-37000	AMERICAN RESCUE PLAN ACT GRANT	\$0	\$0	\$0	\$0	0%
	123 405-331-37000	AMERICAN RESCUE PLAN ACT GRANT	\$0	\$0	\$0	\$0	0%
	123 403-331-33000	AMERICAN RESCUE PLAN ACT GRANT	\$44,500	\$3,708	\$300	\$44,200	1%
	123 407-331-33000	AMERICAN RESCUE PLAN ACT GRANT	\$0	\$0	\$0	\$0	
		TOTAL REVENUES	\$737,282	\$61,440	\$300	\$736,982	0%
EXPENSES							
	123 001-260-513-80833	COMMUNITY SERVICES	\$0	\$0	\$0	\$0	0%
	123 001-430-541-80833	STORM WATER FACILITIES	\$650,782	\$54,232	\$0	\$650,782	0%
	123 403-520-531-80833	ECONOMIC DEVELOPMENT INITIATIVE	\$44,500	\$3,708	\$300	\$44,200	1%
	123 001-430-541-80833	FLOOD FUND (FLOOD VICTIMS)	\$42,000	\$3,500	\$0	\$42,000	0%
	123 402-540-535-80833	EQUIPMENT - FIBER OPTIC SYSTEM	\$0	\$0	\$0	\$0	0%
	123 403-591-531-80833	EQUIPMENT - FIBER OPTIC SYSTEM	\$0	\$0	\$0	\$0	0%
	123 404-539-533-80833	EQUIPMENT - FIBER OPTIC SYSTEM	\$0	\$0	\$0	\$0	0%
	123 405-561-532-80833	EQUIPMENT - FIBER OPTIC SYSTEM	\$0	\$0	\$0	\$0	0%
	123 001-220-521-80833	EQUIPMENT	\$0	\$0	\$0	\$0	0%
	123 001-220-521-80833	SOFTWARE LICENSE	\$0	\$0	\$0	\$0	0%
	123 001-220-521-80833	REGULAR SALARIES - PREMIUM PAY	\$0	\$0	\$0	\$0	0%
		TOTAL EXPENSES	\$737,282	\$61,440	\$300	\$736,982	0%

CITY OF QUINCY, FL
GRANTS REPORTS FOR THE MONTH OF OCTOBER, 2022

SCOP SOUTH STEWART PHASE I DOT GRANT - Mo Cox & Reggie Bell						
REVENUES						
112 001-334-49000	STATE GRANT - TRANSPORTATION (Stewart Street South)	\$47,254	\$3,938	\$0	\$47,254	0%
	TOTAL REVENUES	\$47,254	\$3,938	\$0	\$47,254	0%
EXPENSES						
112 001-430-541-80831	RESURF & SIDEWALKS	\$47,254	\$3,938	\$0	\$47,254	0%
	TOTAL EXPENSES	\$47,254	\$3,938	\$0	\$47,254	0%
STUDENTS WITH OPPORTUNITIES TO ACHIEVE - Carolyn Bush						
REVENUES						
126 001-366-10018	STUDENTS WITH OPPORTUNITIES TO ACHIEVE	\$28,413	\$2,368	\$9,172	\$19,241	32%
	TOTAL REVENUES	\$28,413	\$2,368	\$9,172	\$19,241	32%
EXPENSES						
126 001-001-519-80834	CONTRACTUAL SERVICES	\$28,413	\$2,368	\$9,172	\$19,241	32%
	TOTAL EXPENSES	\$28,413	\$2,368	\$9,172	\$19,241	32%

CITY OF QUINCY, FL
 GRANTS REPORTS FOR THE MONTH OF OCTOBER, 2022

CLEAN WATER SOLAR ARRAY GRANT - Richard Ash						
	REVENUES					
104 402-381-39000	CLEAN WATER SRL GRANT	\$844,105	\$70,342	\$0	\$844,105	0%
	TOTAL REVENUES	\$844,105	\$70,342	\$0	\$844,105	0%
	EXPENSES					
104 402-531-535-80830	BUILDING & BUILDING IMPROVEMENTS	\$844,105	\$70,342	\$0	\$844,105	0%
	TOTAL EXPENSES	\$844,105	\$70,342	\$0	\$844,105	0%
DEM HAZARD MITIGATION GRANT VIRGINIA LIFT STATION- Richard Ash Reggie Bell and Mo Cox						
	REVENUES					
114 402-331-32000	DEM HAZARD MITIGATION GRANT	\$35,979	\$35,979	\$0	\$35,979	0%
114 404-331-32000	DEM HAZARD MITIGATION GRANT	\$35,979	\$35,979	\$0	\$35,979	0%
	TOTAL REVENUES	\$71,958	\$71,958	\$0	\$71,958	0%
	EXPENSES					
114 402-531-535-80832	EQUIPMENT	\$35,979	\$35,979	\$0	\$35,979	0%
114 404-530-533-80832	EQUIPMENT	\$35,979	\$35,979	\$0	\$35,979	0%
	TOTAL EXPENSES	\$71,958	\$71,958	\$0	\$71,958	0%

CITY OF QUINCY, FL
GRANTS REPORTS FOR THE MONTH OF OCTOBER, 2022

WALMART GRANT (POLICE) - Shemar and Hill									
	REVENUES		EXPENSES						
106 001-366-00521	WALMART POLICE GRANT	\$5,000	\$417	\$5,000	\$0	\$0	\$0	\$0	100%
	TOTAL REVENUES	\$5,000	\$417	\$5,000	\$0	\$0	\$0	\$0	100%
106 001-220-521-80835	SUPPLIES/OPERATING MATERIALS/EQUIPMENT	\$5,000	\$417	\$5,000	\$0	\$0	\$0	\$0	100%
		\$5,000	\$417	\$5,000	\$0	\$0	\$0	\$0	100%
HOMETOWN REVITALIZATION GRANT - Robert Nixon									
	REVENUES		EXPENSES						
128 002-334-90000	HOMETOWN REVITALIZATION GRANT	\$2,949,428	\$245,786	\$0	\$2,949,428	\$0	\$2,949,428	\$0	0%
		\$2,949,428	\$245,786	\$0	\$2,949,428	\$0	\$2,949,428	\$0	0%
128 002-250-552-80836	CONTRACTUAL SERVICES	\$2,949,428	\$245,786	\$0	\$2,949,428	\$0	\$2,949,428	\$0	0%
		\$2,949,428	\$245,786	\$0	\$2,949,428	\$0	\$2,949,428	\$0	0%
FIREHOUSE SUBS PUBLIC SAFETY GRANT - Baker and Collins									
	REVENUES		EXPENSES						
129 001-366-10019	FIREHOUSE PUBLIC SAFETY GRANT	\$37,575	\$3,131	\$0	\$37,575	\$0	\$37,575	\$0	0%
		\$37,575	\$3,131	\$0	\$37,575	\$0	\$37,575	\$0	0%
129 001-230-522-60644	FIREHOUSE PUBLIC SAFETY GRANT	\$37,575	\$3,131	\$0	\$37,575	\$0	\$37,575	\$0	0%
		\$37,575	\$3,131	\$0	\$37,575	\$0	\$37,575	\$0	0%
	TOTAL GRANT REVENUES	\$4,721,015	\$459,379	\$14,472	\$4,706,543	\$0	\$4,706,543	\$0	0%
	TOTAL GRANT EXPENSES	\$4,721,015	\$459,379	\$14,471	\$4,706,543	\$0	\$4,706,543	\$0	0%
	GRANT NET RESULTS OF OPERATION	\$0	\$0	\$0	\$0	\$0	\$0	\$0	0%
8 Active Grants									

**UTILITY BILLING REPORT
AS OF OCTOBER 31, 2022**

City of Quincy, Florida
Billing Statistics for the Month of October, 2022
Cycle 1

	FY 2023	FY 2022	
Month of October	10/6/2022	10/6/2021	Variance
No. of Bills	2,256	2,269	(13)
No. Bills Estimated	84	88	(4)
Consumption	8,853,925	9,163,192	(309,267)
Fuel Adjustment Rate	0.055000	0.172400	(0.117)
Fuel Adjustment	\$476,319	\$97,150	\$379,169
Services Billed	\$1,041,375	\$1,093,542	(\$52,166)

Comments: The month of October 2022 resulted in a decrease of 4 accounts, decreased consumption of 309,267 and decreased revenue of \$52,166, when compared to October 2021.

The total number of residential customers for cycles 1 & 2: 3,982

The total number of commercial customers for cycles 1 & 2: 791

Prepared by Donna Reeves, Utility Billing Specialist

City of Quincy, Florida
Billing Statistics for the Month of October, 2022
Cycle 2

	FY 2023	FY 2022	
Month of October	10/22/2022	10/22/2021	Variance
No. of Bills	2,501	2,468	33
No. Bills Estimated	90	75	15
Consumption	2,510,038	3,000,901	(490,863)
Fuel Adjustment Rate	0.041400	0.024530	0.017
Fuel Adjustment	97,150	58,997	\$ 38,153.13
Services Billed	\$463,437	\$493,435	(\$29,998)

Comments: The month of October 2022 resulted in an increase of 33 accounts, decreased consumption of 490,863 and decreased revenue of \$29,998, when compared to October 2021.

The total number of residential customers for cycles 1 & 2: 3,982
The total number of commercial customers for cycles 1 & 2: 791

Prepared by Donna Reeves, Utility Billing Specialist

Sheet1

Location Code	Service Address		#Services Billed	Actual Consumption	Contract Consumption	Amount Billed
Service Code: EL, From: 10.01.2022 To: 10.31.2022, Service User Types: CI,CIL,CO,COL,RI,RO, Rate Type: All						
CI	COMMERCIAL INSIDE	IN DIST:	604	3935263	48693	294808.68
		OUT DIST:	31	288531	0	21652.85
		TOTAL:	635	4223794	48693	316461.53
CIL	COMM INSIDE LARGE	IN DIST:	4	154760	0	10256.15
		OUT DIST:	0	0	0	0
		TOTAL:	4	154760	0	10256.15
CO	COMMERCIAL OUTSIDE	IN DIST:	37	373276	101	27222.32
		OUT DIST:	88	289297	410	24498.89
		TOTAL:	125	662573	511	51721.21
COL	COMM OUTSIDE LARGE	IN DIST:	0	0	0	0
		OUT DIST:	2	90288	0	6673.92
		TOTAL:	2	90288	0	6673.92
RI	RESIDENTIAL INSIDE	IN DIST:	2942	2694515	61107	271644.35
		OUT DIST:	54	43231	0	4318.6
		TOTAL:	2996	2737746	61107	275962.95
RO	RESIDENTIAL OUTSIDE	IN DIST:	186	165335	4881	16829.38
		OUT DIST:	826	625784	10694	63716.16
		TOTAL:	1012	791119	15575	80545.54
GRAND TOTALS		IN DIST:	3773	7323149	114782	620760.88
		OUT DIST:	1001	1337131	11104	120860.42
		TOTAL:	4774	8660280	125886	741621.3

ELECTRIC REVENUE ANALYSIS AS OF OCTOBER 31, 2022

- **PRIOR YEAR**
- **BUDGET VS ACTUAL**

City of Quincy, Florida
Electric Revenue Prior Year Variance
For the One Month Ended October 2022

Account Number	Description	FY2022 Oct	FY2021 Oct	Variance
403-331-01019	H-M FEMA REIMB MICHAEL	\$0	\$0	\$0
403-343-11000	RESIDENTIAL SALES	\$440,188	\$487,792	(\$47,604)
403-343-12000	COMMERCIAL SALES	\$598,811	\$641,270	(\$42,460)
403-343-13000	INDUSTRIAL SALES	\$137,801	\$111,676	\$26,125
403-343-14000	STREET LIGHTING SALES	\$3,765	\$133	\$3,632
403-343-15000	INTERDEPARTMENTAL SALES	\$30,729	\$22,606	\$8,122
403-343-16000	CONNECTIONS	\$548	\$309	\$239
403-343-16500	Hurricane Michael Surcharge	\$80,579	\$91,183	(\$10,605)
403-343-16710	VISTA BRACE VOLUNTEER GRANT	\$2,489	\$2,882	(\$392)
403-343-17000	FORFEITED DISCOUNTS - PENALTIES	\$13,189	\$12,647	\$541
403-343-18000	SALE OF MATERIAL	\$10,077	\$0	\$10,077
403-343-19000	CUT ON/OFF FEES	\$510	\$6,368	(\$5,858)
403-343-24000	TRANSFORMER RENT	\$705	\$705	\$0
403-343-27000	MISCELLANEOUS CHARGES	(\$638)	\$908	(\$1,547)
403-343-90000	MISCELLANEOUS REVENUES	\$84	\$123	(\$39)
403-361-10000	INTEREST REVENUE	\$40	\$39	\$1
403-389-90001	USE OF RETAINED EARNINGS	\$0	\$0	\$0
	** GRAND TOTAL **	\$1,318,876	\$1,378,642	(\$59,766)
Percentage		96%	100%	-4%
Revenue w/o FEMA (non-recurring revenue)		\$1,318,876	\$1,378,642	(\$59,766)
Percentage		0%	0%	0%

City of Quincy, Florida
 Electric Revenue Analysis - Actual vs Budget
 For the One Month Ended October 31, 2022

Account Number	Description	Adjusted Budget	Adjusted Budget YTD	YTD Amount	Variance
403-331-01019	H-M FEMA REIMB MICHAEL	\$205,000	\$17,083	\$0	(\$17,083)
403-331-33000	AMERICAN RESCUE PLAN ACT GRANT	\$500,000	\$41,667	\$0	(\$41,667)
403-343-11000	RESIDENTIAL SALES	\$5,386,439	\$448,870	\$440,188	(\$8,682)
403-343-12000	COMMERCIAL SALES	\$6,963,630	\$580,303	\$598,811	\$18,508
403-343-13000	INDUSTRIAL SALES	\$1,392,262	\$116,022	\$137,801	\$21,780
403-343-14000	STREET LIGHTING SALES	\$10,244	\$854	\$3,765	\$2,911
403-343-15000	INTERDEPARTMENTAL SALES	\$315,779	\$26,315	\$30,729	\$4,414
403-343-16000	CONNECTIONS	\$52,881	\$4,407	\$548	(\$3,859)
403-343-16500	Hurricane Michael Surcharge	\$981,660	\$81,805	\$80,579	(\$1,226)
403-343-16710	VISTA BRACE VOLUNTEER GRANT	\$29,536	\$2,461	\$2,489	\$28
403-343-17000	FORFEITED DISCOUNTS - PENALTIES	\$149,640	\$12,470	\$13,189	\$719
403-343-18000	SALE OF MATERIAL	\$0	\$0	\$10,077	\$10,077
403-343-19000	CUT ON/OFF FEES	\$29,097	\$2,425	\$510	(\$1,915)
403-343-24000	TRANSFORMER RENT	\$8,590	\$716	\$705	(\$11)
403-343-27000	MISCELLANEOUS CHARGES	\$7,325	\$610	(\$638)	(\$1,249)
403-343-90000	MISCELLANEOUS REVENUES	\$0	\$0	\$84	\$84
403-361-10000	INTEREST REVENUE	\$1,008	\$84	\$40	(\$44)
403-389-90001	USE OF RETAINED EARNINGS	\$854,251	\$71,188	\$0	(\$71,188)
** GRAND TOTAL **		\$16,887,342	\$1,407,279	\$1,318,876	(\$88,403)
			100%	94%	-6%

RECEIPTS COLLECTED BY CUSTOMER SERVICES

MONTH OF OCTOBER, 2022

CITY OF QUINCY
 RECEIPTS COLLECTED BY CUSTOMER SERVICE
 FOR THE MONTH OF OCTOBER, 2022

For Receipts / From: 10.01.2022 To: 10.31.2022 / Totals For Drawer A					
UBSC	1,527	\$575,705	\$0	CA	\$88,875
STSL	50	\$1,853	\$5	CK	\$597,781
FMSM	100	\$69,467	\$0	PP	\$84,259
FMSC	10	\$123,890	\$0		

Transaction Total	1,687	\$770,915			
Drawer Total		\$770,915	\$5		\$770,915

For Receipts / From: 10.01.2022 To: 10.31.2022 / Totals For Drawer B					
UBSC	1,116	\$637,920	\$37	CA	\$60,890
STSL	46	\$2,034	\$20	CK	\$540,287
FMSM	55	\$15,321	\$0	MO	\$287
FMSC	7	\$4,266	\$0	PP	\$58,076

Transaction Total	1,224	\$659,541			
Drawer Total		\$659,541	\$57		\$659,541

For Receipts / From: 10.01.2022 To: 10.31.2022 / Totals For Drawer F					
FMSM	20	\$286,020	\$0	EF	\$286,020

Transaction Total	20	\$286,020			
Drawer Total		\$286,020			

For Receipts / From: 10.01.2022 To: 10.31.2022 / Grand Totals for All Drawers					
UBSC	2643	\$1,213,625	\$37	CA	\$149,765
STSL	96	\$3,887	\$25	CK	\$1,138,068
FMSM	175	\$370,807	\$0	PP	\$142,335
FMSC	17	\$128,156	\$0	MO	\$287
				EF	\$286,020
Totals	2931	\$1,716,475	\$62		\$1,716,475

Legend Explanation

UBSC	Utility Billing
STSL	Sales Tax
FMSM	Fund Management
FMSC	Fund Management
CA	Cash
CK	Check
PP	Point N Pay
MO	Money Order
EF	Electronic Funds

Prepared by LaTrenda Gainous

ARREARS REPORT
AS OF OCTOBER 31, 2022

City of Quincy, Florida
Arrears Report
For the One Month Ended October 31, 2022

Account Number	30 Day 10/31/2022	60 Day 9/30/2022	90 Day 8/31/2022	Balance	Legend
----------------	----------------------	---------------------	---------------------	---------	--------

Cycle 1 - Number of Accounts Cycle 1 = 189

Residential Accounts

976015	869.04	771.69	1423.14	3063.87	C
4959007	176.19	262.45	2414.33	2852.97	NC, NP
2471034	573.8	522.77	5105.48	6202.05	NC, NP
195025	791.97	1862.32	3463.37	6117.66	NC, NP
1946025	302.62	418.56	4664.35	5385.53	C
1216018	189.02	295.15	0	484.17	NC
4830019	47.57	126.6	305.5	479.67	NC
2178013	253.46	212.74	0	466.2	C
537030	181.76	275.46	0	457.22	C
5410009	72.7	72.32	293.72	438.74	NP
6480008	98.87	237.88	90.89	427.64	NP
5131009	70.86	125.07	223.45	419.38	NP
56670950	77.4	74.03	265.3	416.73	NP
8627001	48.36	170.62	195.31	414.29	NP
850015	245.01	157.64	0	402.65	NC
8221022	104.59	250.25	42.29	397.13	C
85015	88.93	96.17	182.17	367.27	C
5448019	369.43	490.28	367.78	1227.49	NC, NP
6383002	391.24	567.78	205.24	1164.26	NC, NP
4770019	381.4	440.39	1625.38	2447.17	NC, NP
285016	280.41	403.41	1746.26	2430.08	NC
2485016	174.87	153.46	2000.26	2328.59	NC, NP
2430013	202.94	322.64	1780.79	2306.37	NC, NP
2032011	79.83	77.58	2064.03	2221.44	NC, NP
2299012	966.18	822.61	422.6	2211.39	NC, NP
6024018	265.35	434.89	1393.68	2093.92	NC, NP
4808010	283.24	416.02	1362.13	2061.39	NC
5321014	219.19	308.14	1519	2046.33	NC, NP
2190032	440.88	544.45	1049.24	2034.57	NC, NP
1873015	605.97	822.14	459.31	1887.42	NC
2240019	208.12	337.98	1330.39	1876.49	NC, NP
244018	176.61	128.88	1548.83	1854.32	NC, NP
2293013	109.94	211.54	1345.82	1667.3	NC, NP
2163022	396	604.89	602.13	1603.02	NC, NP
2116017	127.09	155.64	1265.68	1548.41	NC, NP
408013	560.63	870.3	58.35	1489.28	NC
165016	94.59	234.64	1100.54	1429.77	NC, NP
585024	172.37	162.63	1082.22	1417.22	NC, NP
4866032	72.29	71.45	1215.74	1359.48	NC, NP

Account Number	30 Day 10/31/2022	60 Day 9/30/2022	90 Day 8/31/2022	Balance	Legend
1190012	421.12	777.48	101.7	1300.3	NC
292013	160.17	259.65	875.29	1295.11	NC, NP
1207012	421.9	735.99	0	1157.89	NC
6056010	92.98	244.18	796.52	1133.68	NC
8215010	171.12	285.79	601.89	1058.8	NC, NP
6729010	258.03	300.89	497.88	1056.8	NC, NP
1784011	143.99	304.74	606.93	1055.66	NC
1560019	185.18	273.49	539.04	997.71	NC
100030	279.01	232.7	374.01	885.72	NC, NP
1129016	216.39	378.19	266.3	860.88	NC, NP
2122022	125.93	287.5	436.64	850.07	NC
4717015	75.15	129.2	637.49	841.84	NC
8241023	76.29	170.57	582.94	829.8	C
4917013	158.66	181.77	481.99	822.42	NC, NP
2570030	104.24	108.71	603.65	816.6	C
370019	411.98	394	0	805.98	C
1641018	82.2	78.65	623.99	784.84	NP
186016	188.3	284.4	299.23	771.93	NC
1707024	302.51	455.85	10.12	768.48	NC
4501014	222.14	236.02	294.76	752.92	C
2150021	76.03	72.41	569.23	717.67	NP
1573019	155.67	292.65	267.4	715.72	C
1766014	286.42	339.59	84.2	710.21	NC
1801017	86.26	238.92	372.62	697.8	C
8168002	125.86	286.63	258.29	670.78	C
2437022	129.63	262.76	276.99	669.38	NP
570015	158.35	192.68	299.19	650.22	C
2147018	137.81	269.13	239.39	646.33	C
6459002	265.57	368.11	0	633.68	C
582022	100.7	102.56	396.55	599.81	NP
934013	187.8	397.04	0	584.84	NC
356013	328	224.44	0	552.44	C
1883032	57	146.89	343.9	547.79	NP
6477004	181.73	361.8	0	543.53	NP
927038	75.19	127.78	340.35	543.32	C
1139020	237.16	0	297.03	534.19	NC
6741012	118.31	281.42	98.63	498.36	NP
6697023	88.06	235.79	169.56	493.41	C
1700019	213.6	277.99	0	491.59	NC

Account Number	30 Day 10/31/2022	60 Day 9/30/2022	90 Day 8/31/2022	Balance	Legend
2098011	183.49	0	0	183.49	C
1252021	82.13	97.83	0	179.96	NP
276014	169.67	5.4	0	175.07	C
8219015	171.8	0	0	171.8	NC
1859027	163.08	8.06	0	171.14	C
2191011	170.35	0	0	170.35	NC
2470015	169.51	0	0	169.51	C
468012	102.55	48.99	0	151.54	NP
2093010	92.3	59	0	151.3	C
1598034	150	0	0	150	C
729016	147.34	0	0	147.34	NC
1884017	146.37	0	0	146.37	C
81340017	108.57	37.43	0	146	C
129024	140.86	0	0	140.86	NC
6618020	39.31	100	0	139.31	C
122013	77.55	58.27	0	135.82	C
2059027	133.4	0	0	133.4	C
6685012	14.38	100	0	114.38	C
2571035	47.26	64.45	0	111.71	C
24016	363.02	0	0	363.02	NP
2149015	91.47	267.89	0	359.36	NP
124030	76.09	80.86	201.01	357.96	NP
4197006	254.64	100	0	354.64	C
1971035	71.3	68.69	205.98	345.97	C
6834022	338.36	0	0	338.36	NC
6733016	205.74	131.26	0	337	C
1132013	330.4	2.25	0	332.65	NC
335016	330.62	0	0	330.62	C
455018	321.9	0	0	321.9	NC
2203015	210.87	110.19	0	321.06	C
2573043	45.37	74.91	183.77	304.05	C
2097012	133.56	163.24	0	296.8	NC
355012	166.15	100	0	266.15	C
2454013	265.47	0	0	265.47	NC
310016	134.7	127.41	0	262.11	NC
2073021	72.52	72.72	109.31	254.55	C
6723017	4.85	83.9	160.52	249.27	NP
629020	119.98	125.28	0	245.26	NP
106030	98.85	143.06	0	241.91	NC
6683009	8.15	144.42	87.44	240.01	C
1138017	239.5	0	0	239.5	NC
888016	233.72	0	0	233.72	C
5177015	76.07	154	0	230.07	C
266017	123.31	100	0	223.31	C
8297006	104.07	100	0	204.07	NP
8220024	82.85	117.15	0	200	C
8217018	54.61	144.13	0	198.74	NC
532017	140.4	54.04	0	194.44	C
1122016	154.68	39.64	0	194.32	C

Account Number	30 Day	60 Day	90 Day	Balance	Legend
	10/31/2022	9/30/2022	8/31/2022		
314026	98.89	0	0	98.89	NC
2347021	82.22	16.23	0	98.45	NC
6688015	23.28	0	74.73	98.01	NC
4671041	96.63	0	0	96.63	NC
5540008	94.49	0	0	94.49	C
238015	92.35	0	0	92.35	C
146025	0	0	86.93	86.93	C
382015	86.54	0	0	86.54	NC
2555038	81.83	0	0	81.83	NC
4973004	0	0	80.63	80.63	BAL
112014	72.15	6.39	0	78.54	NC
2044021	77.07	0	0	77.07	C
1538012	74.59	0	0	74.59	NC
1777020	66.22	0	0	66.22	C
2365002	65.72	0	0	65.72	NC
395019	61.86	0	0	61.86	NC
5234002	59.89	0	0	59.89	NC
1125020	58.49	0	0	58.49	NP
8242013	56.93	0	0	56.93	NC
4828016	55.83	0	0	55.83	NC

Residential -
Cycle 1

	26,345.28	28,218.91	58,048.72	112,612.91
--	-----------	-----------	-----------	------------

Percentage

	23%	25%	52%	100%
--	-----	-----	-----	------

Commercial Accounts

Account Number	30 Day	60 Day	90 Day	Balance	Legend
	10/31/2022	9/30/2022	8/31/2022		
8132021	5.91	47.5	0	53.41	NC
6379001	58.29	0	0	58.29	NC
5349007	72.19	13.23	0	85.42	C
25021	172.73	0	0	172.73	C
4635012	146.45	0	0	146.45	NC
598015	136.18	0	0	136.18	NC
572025	114.15	0	0	114.15	NC
644016	324.4	97.27	0	421.67	NC
4613011	312.62	0	0	312.62	NC
3421016	178.58	113.48	0	292.06	NP
1452016	281.51	0	0	281.51	C
331016	221.42	0	0	221.42	C
8632001	43.6	41.52	120.29	205.41	NP
8541001	85.7	99.99	1.22	186.91	C
2766012	9028.27	0	0	9028.27	C
8520001	1383.9	1190	5970.24	8544.14	NC, NP
8564001	18.48	18.48	4888.9	4925.86	C
52026	3065.3	1694.93	0	4760.23	NC
1768009	858.94	405.37	1812.24	3076.55	NC, NP
1594018	155.55	148.16	613.45	917.16	NC, NP
1527014	916.64	0	0	916.64	NC
5388002	380.54	425.58	0	806.12	C
2767012	74.42	75.88	595.3	745.6	NC, NP
645011	351.63	392.46	0	744.09	C
484011	742.16	0	0	742.16	C
56670036	737.39	0	0	737.39	NC
2768012	85.61	91.41	483.24	660.26	C
204015	334.39	276.62	0	611.01	NC
1481013	287.87	311.67	0	599.54	C
8504002	271.29	288.2	0	559.49	C
651014	429.4	99.46	0	528.86	NC
1681022	523.33	1.59	0	524.92	C
1633011	229.96	254.33	2315.03	2799.32	NC
654015	320.27	374.06	1743.26	2437.59	NC, NP
205018	147.14	140.13	1595.85	1883.12	NC, NP
1510016	357.89	430.25	1060.02	1848.16	NC, NP
10004	1683.2	0	0	1683.2	NC
1629014	163.81	165.01	1240.98	1569.8	NC, NP
1455017	467.71	644.53	413.29	1525.53	NC, NP
659013	297.7	345.47	816.45	1459.62	NC, NP
8299002	219.78	211.29	890.91	1321.98	NC

Commercial - Cycle 1	25,686.30	8,397.87	24,560.67	58,644.84
---------------------------------	------------------	-----------------	------------------	------------------

Percentage	44%	14%	42%	100%
-------------------	------------	------------	------------	-------------

Total Amount- Cycle 1	52,031.58	36,616.78	82,609.39	171,257.75
----------------------------------	------------------	------------------	------------------	-------------------

Percentage	30%	21%	48%	100%
-------------------	------------	------------	------------	-------------

Account Number	30 Day 10/31/2022	60 Day 9/30/2022	90 Day 8/31/2022	Balance	Legend
----------------	----------------------	---------------------	---------------------	---------	--------

Cycle 2 - Number of Accounts Cycle 2 = 123

Residential Accounts					
----------------------	--	--	--	--	--

2716011	238.74	621.03	3743.65	4603.42	NC, NP
4922006	264.88	1880.69	1864.78	4010.35	NC, NP
2954011	72.41	154.96	2244.58	2471.95	NC, NP
6324007	412.95	598.13	1338.06	2349.14	NC, NP
4492025	232.61	386.23	1252.34	1871.18	NC, NP
5713013	132.03	298.61	1346.18	1776.82	NC, NP
4723013	86.9	88.69	1570.13	1745.72	NC, NP
4561021	273.3	347.53	1005.51	1626.34	NC, NP
6460009	67.28	70.64	1455.86	1593.78	NP
3340013	129.67	304.33	1020.13	1454.13	NP
4936013	174.33	268.99	961.3	1404.62	NP
2607011	97.73	345.34	953.81	1396.88	NP
3324018	292.9	316.55	764.53	1373.98	NC
3492011	74.61	101.87	1179.3	1355.78	NC
3491007	82.89	104.74	1160.78	1348.41	NC,NP
2980018	433.15	671.17	166.51	1270.83	NC
4712014	392.6	581.92	278.39	1252.91	NC,NP
4556022	165.67	296.46	747.66	1209.79	NC
4540020	120.69	157.03	915.14	1192.86	NC
6378010	333.93	321.52	446.2	1101.65	NC, NP
5459008	101.67	204.12	777.28	1083.07	NP
6405001	260.21	352.89	428.57	1041.67	NC
8146001	456.18	582.23	0	1038.41	NC
6315007	130.43	319.03	575.28	1024.74	NC
2823017	364.64	239.64	390	994.28	NP
6604003	227.94	338.03	425.96	991.93	NC
2119014	307.5	395.33	226.13	928.96	NC
5784010	67.28	70.64	777.68	915.6	NP
4606029	144.24	284.37	481.14	909.75	NC
4963009	15.32	16.08	742.16	773.56	NC
3353013	59.21	136.28	572.13	767.62	NP
5276012	166.64	293.85	305.77	766.26	NP
4551018	130.04	294.44	279.67	704.15	NP
85373002	170.02	26.38	501.27	697.67	NC
2921014	271.15	421.91	0	693.06	NC
2653015	256.7	176.97	241.67	675.34	NC
5461013	169.48	348.47	106.4	624.35	NP
4491022	161.04	331.95	128.07	621.06	C
4519019	250.07	317.24	51.93	619.24	C
4476019	188.88	277.69	132.38	598.95	C
4527019	292.1	294.29	0	586.39	C
7003006	291.8	250.73	0	542.53	NC
3880012	68.98	216.23	239.58	524.79	NP
4438032	27.64	135.71	360.61	523.96	NP
6710020	192.42	214.58	116.34	523.34	NP
6113011	48.48	153.11	308.72	510.31	NP
4992005	406.26	88.67	0	494.93	C
5768001	273.38	210.86	0	484.24	C

Account Number	30 Day 10/31/2022	60 Day 9/30/2022	90 Day 8/31/2022	Balance	Legend
2659018	73.27	107.01	291.42	471.7	C
3747020	249.65	221.2	0	470.85	C
3037020	222.26	232.26	0	454.52	C
6347006	56.34	0	0	56.34	C
2678012	94.57	93.54	249.18	437.29	NC
4854020	195.25	215.1	0	410.35	NC
4667027	28.94	153.26	222.23	404.43	NP
8374006	116.58	276.17	0	392.75	NP
415007	391.49	0	0	391.49	C
4453023	221.56	167.3	0	388.86	C
5742010	96.49	132.56	158.71	387.76	NP
2699011	118.31	267.92	0	386.23	NP
2092015	314.59	58.85	0	373.44	NC
5530001	129.45	242.98	0	372.43	NC
5715008	0	0	360.3	360.3	C
4922002	0	0	347.81	347.81	BAL
5703015	60.22	0	0	60.22	NC
4529018	60.06	0	0	60.06	NC
6355007	113.33	205.33	0	318.66	C
6514003	89.84	218.73	0	308.57	C
5694010	122.08	185.27	0	307.35	C
4608032	160.08	146.44	0	306.52	C
5867006	239.62	60.68	0	300.3	C
6339004	198.52	100	0	298.52	C
4286011	6.15	12.3	271.98	290.43	C
4483025	113.02	158.56	0	271.58	NC
6313005	61.61	207.54	0	269.15	NC
3063016	266.87	0	0	266.87	C
4553017	115.09	146.7	0	261.79	C
3169013	47.22	13.62	0	60.84	NP
3089026	21.32	47.32	182.41	251.05	C
6558004	16.47	24.09	204.74	245.3	C
4146010	80.51	156.04	8.27	244.82	C
5360008	239.78	0	0	239.78	NC
4649027	177.37	57.47	0.67	235.51	C
6341004	133.2	100	0	233.2	C
2946037	72.46	76.03	81.56	230.05	C
4489026	217.95	8	0	225.95	NC
6083001	221.32	0	0	221.32	C
3757041	68.17	143.05	0	211.22	NC
2995012	129.61	77.67	0	207.28	NC
8393003	195.67	0	0	195.67	NC
4543020	55.69	137.89	0	193.58	C
4548021	86.76	100	0	186.76	C
4530025	73.14	100	0	173.14	C
3971020	70.11	100	0	170.11	C
4704024	170.01	0	0	170.01	NC
4502022	89.6	71.08	0	160.68	NC
4533023	109.79	42.59	0	152.38	C
4719012	129.74	13.31	0	143.05	NC
5689004	143.03	0	0	143.03	NC
4534018	132.52	0	0	132.52	C
5077011	70.18	60.53	0	130.71	NP

Account Number	30 Day	60 Day	90 Day	Balance	Legend
	10/31/2022	9/30/2022	8/31/2022		
3657016	67.28	60.68	0	127.96	NP
4591033	39.34	80.9	0	120.24	NC
4536019	109.59	0	0	109.59	NC
5872002	105.37	0	0	105.37	NC
2584014	32.93	34.58	34.58	102.09	NP
4506022	52.5	48.45	0	100.95	C
4517016	96.1	0	0	96.1	C
4516019	94.09	0	0	94.09	NC
4558023	93.5	0	0	93.5	NC
3309015	45.51	43.17	0	88.68	NP
3924011	0	0	87.39	87.39	NP
3672017	87.13	0	0	87.13	NC
5732009	73.46	0	0	73.46	NC
6001001	48	22.45	0	70.45	C

Residential -
Cycle 2

17,190.63 20,136.77 35,084.83 72,412.23

Percentage

24% 28% 48% 100%

Commercial Accounts					
Account Number	30 Day	60 Day	90 Day	Balance	Legend
	10/31/2022	9/30/2022	8/31/2022		
6164001	10.97	10.97	322.09	344.03	NC
566706705	0	0	336.45	336.45	C
6011002	63.02	66.17	311.4	440.59	NP
4229013	163.38	327.77	5670	6161.15	NC
4913001	1592.99	1652.51	2521.27	5766.77	NC
3414014	473.23	0	0	473.23	NC
Commercial - Cycle 2	2,303.59	2,057.42	9,161.21	13,522.22	
Percentage	17%	15%	68%	100%	
Total Amount - Cycle 2	19,494.22	22,194.19	44,246.04	85,934.45	
Percentage	23%	26%	51%	100%	
Total Amount October 2022	71,525.80	58,810.97	126,855.43	257,192.20	
Percentage	28%	23%	49%	100%	

LEGEND MEANING

BA	Bankruptcy
B	Budget Plan
C	Current
CM	City Manager Discussion
DH	Door Hanger
F	Final
G	Gas, issue not resolved
N	NEW ACCOUNT
NA	No Activity
NC	Not Current
NP	Not Paying
NPA	Not Paying Agreement
P	Payment Plan
TRNSFR	Prior Bill Transferred
W	Water Issue
CA	COMMUNITY ACTION
OF	Our Florida

*Prepared by Artenia Jones
Reviewed by Marcia Carty*

**FUEL ADJUSTMENT & NET METERING RATES
AS OF OCTOBER 31, 2022**

CITY OF QUINCY FUEL ADJUSTMENT

FUEL ADJ. UPDATED	SEPTEMBER SERVICES	OCTOBER SERVICES	VARIANCE
Duke - transmission cost	\$ 56,037.37	\$ 52,688.50	\$ (3,348.87)
FPL - transmission cost	\$ 44,240.30	\$ 35,000.00	\$ (9,240.30)
FPL Firm Capacity	\$ 752,299.17	\$ 463,637.39	\$ (288,661.78)
SEPA	\$ 134,155.77	\$ 138,151.10	\$ 3,995.33
Total Cost	\$ 986,732.61	\$ 689,476.99	\$ (297,255.62)
FP&L	8,975,000	7,404,000	(1,571,000)
SEPA	3,832,895	4,140,694	307,799
Total KWH	12,807,895	11,544,694	(1,263,201)
Cost per KWH	0.07704	0.05972	(0.0173)
Base .038	0.0380	0.0380	-
Delta Cost - Base	0.0390	0.0217	(0.0173)
Adjust 6 %	1.06	1.060	-
Calculated fuel Adjustment	0.0414	0.0230	(0.0184)

CITY OF QUINCY NET METER RATE

Wholesale Purchase Energy Cost	SEPTEMBER SERVICES	OCTOBER SERVICES	VARIANCE
FPL Firm Energy	\$ 585,624.17	\$ 330,675.39	\$ (254,948.78)
SEPA Energy	\$ 85,550.22	\$ 71,064.00	\$ (14,486.22)
SEPA TOTAL BEFORE CREDIT	\$ 156,614.22	\$ 163,484.29	\$ 6,870.07
SEPA CREDIT	\$ (22,458.45)	\$ (25,333.19)	\$ (2,874.74)
calculate % of credit SEPA	-14.3%	-15.5%	-1.2%
net purchase power credit	\$ (12,267.89)	\$ (11,011.93)	\$ 1,255.95
amount charged to Quincy	\$ 73,282.33	\$ 60,052.07	\$ (13,230.27)
Total Cost	\$ 658,906.50	\$ 390,727.46	\$ (268,179.05)
FP&L	8,975,000	7,404,000	(1,571,000)
SEPA	3,832,895	4,140,694	307,799
Total KWH	12,807,895	11,544,694	(1,263,201)
Wholesale Avoidance Cost	-0.05145	-0.03384	\$ 0.01761

Submitted By: Amanda Matthews

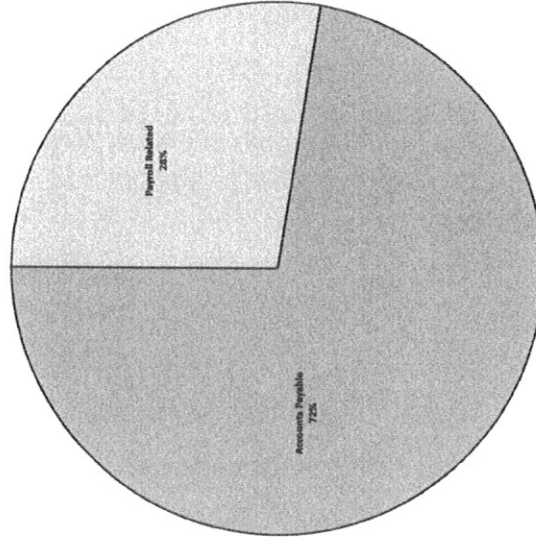
Reviewed By: Marcia Carty, Finance Director

DISBURSEMENTS ANALYSIS

AS OF OCTOBER 31, 2022

City of Quincy Disbursements

Category	No. of Payments	Value	%
Payroll Related	414	\$ 820,238.94	28%
Accounts Payable	205	\$ 2,151,084.77	72%
Checks/ NODs	619	\$ 2,971,323.71	100%



FIXED ASSET PURCHASES
FOR THE ONE MONTH ENDED OCTOBER 31, 2022

CITY OF QUINCY, FL
FIXED ASSET PURCHASES AS OF OCTOBER 30, 2022

Category	Approved Budget YTD	Actual YTD	% Budget YTD
CHAMBER BUILDING IMPROVEMENTS	\$5,000.00	\$ -	0%
EQUIPMENT	\$ 280,488.00	\$ -	0%
OFFICE FURNITURE EQUIPMENT	\$ 19,108.00	\$ 5,000.00	26%
SIGNALIZATION/STREET LIGHTS	\$ 75,000.00	\$ -	0%
VEHICLES	\$ 35,000.00	\$ -	0%
BEAUTIFICATION PROJECTS, CRA CATALYST PROJECTS, SENIOR ENERGY EFF PROGRAM	\$ 668,255.00	\$ 40,000.00	6%
INFRASTRUCTURE	\$ 267,500.00	\$ -	0%
TOTAL	\$ 1,350,351.00	\$ 45,000.00	3%

**P-CARD REPORT & BANK STATEMENT
AS OF October 31, 2022**

BANK OF AMERICA			Vendor# 11646		4-Nov		October 5, 2022 - November 4, 2022	
DEPARTMENT	Date	Amount	Vendor Name	GL Number	COVID	Justification		
REGINALD BELL	10/5/2022	\$ 87.89	GADSDEN TAX	001-410-539-30491	NO	DUPLICATE TITLE		
REGINALD BELL	10/20/2022	\$ 906.78	LOWES #00716*	001-430-541-30530	NO	MULCH FOR BURMAH HEIGHTS PARK		
REGINALD BELL	10/21/2022	\$ 774.80	LOWES #00716*	001-430-541-30530	NO	MULCH FOR BURMAH HEIGHTS PARK		
REGINALD BELL	10/21/2022	\$ 423.36	LOWES #00716*	001-430-541-30530	NO	MULCH FOR BURMAH HEIGHTS PARK		
REGINALD BELL	11/1/2022	\$ 50.78	AMZN MKTP US*H08FQGW31 AM	001-440-519-30463	NO	CHRISTMAS TINSEL FOR FLOAT		
FIRE DEPARTMENT	10/4/2022	\$ 40.46	WM SUPERCENTER #488	001-230-522-30521	NO	CLEANING SUPPLIES		
FIRE DEPARTMENT	10/12/2022	\$ 176.80	WM SUPERCENTER #488	001-369-90000	NO	FIRE PREVENTION OPEN HOUSE		
FIRE DEPARTMENT	10/13/2022	\$ 78.00	WAL-MART #0488	001-369-90000	NO	FIRE PREVENTION OPEN HOUSE		
FIRE DEPARTMENT	10/13/2022	\$ 144.14	WAL-MART #0488	001-369-90000	NO	FIRE PREVENTION OPEN HOUSE		
FIRE DEPARTMENT	10/19/2022	\$ 49.99	STEWART TV & APPLIANCE	001-230-522-30407	NO	FILTER FOR ICE MACHINE		
FIRE DEPARTMENT	10/21/2022	\$ 140.92	WM SUPERCENTER #488	001-230-522-30491	NO	001-230-522-30521 - AC FILTER/ CLEANING SUPPLIES		
FIRE DEPARTMENT	10/28/2022	\$ 44.60	WM SUPERCENTER #488	001-210-522-30511	NO	OFFICE SUPPLIES		
FIRE DEPARTMENT	10/31/2022	\$ 53.33	CENTRAL STATES FIRE APPA	001-230-522-30462	NO	ROCKER SWITCH		
DECODY FAGG	10/6/2022	\$ 584.52	SAMS CLUB #8120	001-310-572-30525	NO	FOOTBALL CONCESSION		
DECODY FAGG	10/12/2022	\$ 45.98	LOWES #00716*	001-440-572-30463	NO	FOOTBALL STRIPPER		
DECODY FAGG	10/12/2022	\$ 572.72	SAMSClub #8120	001-310-572-30525	NO	FOOTBALL CONCESSION		
DECODY FAGG	10/18/2022	\$ 22.50	LOWES #00716*	001-440-572-30391	NO	FENCE POLES FOR SHAW QUARTER PARK		
DECODY FAGG	10/19/2022	\$ 548.95	SAMS CLUB #8120	001-310-572-30525	NO	FOOTBALL CONCESSION		
DECODY FAGG	10/20/2022	\$ 100.00	FAMU FOUNDATION	001-310-572-30540	NO	PARADE REGISTRATION		
DECODY FAGG	10/25/2022	\$ 179.96	LOWES #00716*	001-440-572-30463	NO	FLOOR WAX		
DECODY FAGG	10/25/2022	\$ 53.32	GRAINGER	001-310-572-30521	NO	MOP HEADS		
DECODY FAGG	10/27/2022	\$ 179.96	LOWES #00716*	001-440-572-30463	NO	FLOOR WAX		
DECODY FAGG	10/31/2022	\$ 89.98	LOWES #00716*	001-440-572-30463	NO	FLOOR WAX		
MICHAEL PENNINGTON	10/7/2022	\$ 263.66	GADSDEN TAX	403-520-531-30491	NO	TAGS		
MICHAEL PENNINGTON	10/7/2022	\$ 87.89	GADSDEN TAX	403-520-531-30491	NO	TAGS		
MICHAEL PENNINGTON	10/13/2022	\$ 272.63	ANIXTER PS#71 TALLAHASSEE	403-141-10000	NO	500 FT WIRE		
MICHAEL PENNINGTON	10/18/2022	\$ 383.47	SUBER & WEAVER EQUIPMENT	403-591-531-30406	NO	DIGGER CYLINDER REPAIR		
MICHAEL PENNINGTON	10/19/2022	\$ 284.82	GRAYBAR ELECTRIC COMPANY	403-141-10000	NO	CONNECTORS		
MICHAEL PENNINGTON	10/19/2022	\$ 53.10	360TRAINING.COM INC	403-520-531-30493	NO	DOT SUPERVISOR TRAINING COURSE		
MARCIA CARTY	10/5/2022	\$ 50.00	FLORIDA GOVERNMENT FINAN	001-271-513-30491	NO	FGFOA RENEWAL		
MARCIA CARTY	10/22/2022	\$ 54.99	ZOOM.US 888-799-9666	001-110-511-30491	NO	ZOOM SERVICE FOR COMMISSION USE		
MARCIA CARTY	11/3/2022	\$ 2,959.50	CDW GOVT #MULTIPLE	508-539-539-30491	NO	ADOBE ACROBAT ENTERPRISE		
PLANNING AND ZONING	10/27/2022	\$ 10.35	Gadsden County	001-284-515-30500	NO	RECORDING FEES		
PLANNING AND ZONING	10/31/2022	\$ 47.60	FLWRBBAKRY0091	001-001-519-30491	NO	TRUNK OR TREAT SUPPLIES		
PLANNING AND ZONING	10/31/2022	\$ 226.58	PIGGLY WIGGLY - FOO	001-001-519-30491	NO	TRUNK OR TREAT SUPPLIES		
PLANNING AND ZONING	10/31/2022	\$ 52.74	PIGGLY WIGGLY - FOO	001-001-519-30491	NO	TRUNK OR TREAT SUPPLIES		
PLANNING AND ZONING	11/3/2022	\$ 107.48	BEST BUY 00004358	001-284-515-30511	NO	TELEVISION ACCESSORIES		
JANICE SHACKELFORD	10/5/2022	\$ 212.48	SAMSClub #8120	001-001-519-30491	NO	TRUNK OR TREAT SUPPLIES		
JANICE SHACKELFORD	10/5/2022	\$ 136.96	SAMS CLUB #8120	001-130-515-30511	NO	OFFICE STORAGE BOXES		
JANICE SHACKELFORD	10/11/2022	\$ 14.99	ADOBE *800-833-6687	001-130-519-30491	NO	ADOBE MONTHLY SUBSCRIPTION		
		\$ 10,568.98						

BANK STATEMENTS



Purchasing Card

FL CITY OF QUINCY
 XXXX-XXXX-XXXX-5777
 October 05, 2022 - November 04, 2022

Company Statement

Account Information	Payment Information	Account Summary
Mail Billing Inquiries to: BANKCARD CENTER PO Box 660441 Dallas, TX 75266-0441 TTY Hearing Impaired: Dial "711" Outside the U.S.: 1.509.353.6656 24 Hours For Lost or Stolen Card: 1.888.449.2273 24 Hours	Statement Date 11/04/22 Payment Due Date 11/18/22 Days in Billing Cycle 31 Credit Limit \$250,000 Cash Limit \$50,000 Total Payment Due \$10,568.98	Previous Balance \$2,394.69 Payments -\$2,394.69 Credits \$0.00 Cash \$0.00 Purchases \$10,568.98 Other Debits \$0.00 Overlimit Fee \$0.00 Late Payment Fee \$0.00 Cash Fees \$0.00 Other Fees \$0.00 Finance Charge \$0.00 Current Balance \$10,568.98

Important Messages

Please do not send payment. Your automatic payment is scheduled to be credited to this account on 11/18/22.

Global Card Access - your card information whenever, wherever and however you need it. From the dashboard, you can quickly check your credit limit, balance, available credit and recent card activity. Other features like View PIN, Change PIN, Lock Card and Alerts help you keep your card secure. For added convenience, you can easily view or download your current statement up to 12 months of past statements. Visit www.bofa.com/globalcardaccess to register your card and start using Global Card Access today.

Cardholder Activity Summary

Account Number Credit Limit	Credits	Cash	Purchases and Other Debits	Total Activity
--------------------------------	---------	------	-------------------------------	----------------

0239469 1056898 1056898 4715290003775777

Account Number: XXXX-XXXX-XXXX- 5777
 October 05, 2022 - November 04, 2022

Total Payment Due \$10,568.98
 Payment Due Date 11/18/22

Enter payment amount

\$

BANK OF AMERICA
 PO BOX 15731
 WILMINGTON, DE 19886-5731

FL CITY OF QUINCY
 404 W JEFFERSON ST
 QUINCY, FL 32351-2328

Mail this coupon along with your check payable to:
 BANK OF AMERICA

FL CITY OF QUINCY
 XXXX-XXXX-XXXX-5777
 October 05, 2022 - November 04, 2022
 Page 3 of 4

Cardholder Activity Summary				
Account Number	Credits	Cash	Purchases and Other Debits	Total Activity
BELL, REGINALD XXXX-XXXX-XXXX-5834 5,000	0.00	0.00	2,243.61	2,243.61
CARTY, MARCIA XXXX-XXXX-XXXX-2942 8,591	0.00	0.00	3,064.49	3,064.49
DEPARTMENT, FIRE XXXX-XXXX-XXXX-5296 5,000	0.00	0.00	728.24	728.24
FAGG, DECODY XXXX-XXXX-XXXX-7970 5,000	0.00	0.00	2,377.89	2,377.89
PENNINGTON, MICHAEL XXXX-XXXX-XXXX-3251 5,000	0.00	0.00	1,345.57	1,345.57
SHACKELFORD, JANICE XXXX-XXXX-XXXX-1522 2,500	0.00	0.00	364.43	364.43
ZONING, PLANNING AND XXXX-XXXX-XXXX-6723 5,000	0.00	0.00	444.75	444.75

Transactions						
Posting Date	Date	Description	Reference Number	MCC	Charge	Credit
FL CITY OF QUINCY						
Account Number: XXXX-XXXX-XXXX-5777						Total Activity
10/18	10/18	AUTO PAYMENT DEDUCTION		0071		-2,394.69
Account Number: XXXX-XXXX-XXXX-5834						Total Activity
10/06	10/05	GADSDEN TAX QUINCY FL	24137462278300682327652	9311	87.89	
10/21	10/20	LOWES #00716* TALLAHASSEE FL	24692162293109070792268	5200	906.78	
10/24	10/21	LOWES #00716* TALLAHASSEE FL	24692162294109746833412	5200	774.80	
10/24	10/21	LOWES #00716* TALLAHASSEE FL	24692162294109941920204	5200	423.36	
11/02	11/01	AMZN MKTP US*H08FQ6W31 AMAMZN.COM/BILLWA	24431062305083301487507	5942	50.78	
Account Number: XXXX-XXXX-XXXX-2942						Total Activity
10/06	10/05	FLORIDA GOVERNMENT FINAN 850-222-9684 FL	24801972279690302341253	8699	50.00	
10/24	10/22	ZOOM.US 888-799-9666 WWW.ZOOM.US CA	24011342295000046579105	4814	54.99	
11/04	11/03	CDW GOVT #MULTIPLE 800-808-4239 IL	24430992307083331632160	5045	2,959.50	
Account Number: XXXX-XXXX-XXXX-5296						Total Activity
10/05	10/04	WM SUPERCENTER #488 QUINCY FL	24445002278400188962548	5411	40.46	
10/13	10/12	WM SUPERCENTER #488 QUINCY FL	24445002286400188349175	5411	176.80	
10/14	10/13	WAL-MART #0488 QUINCY FL	24226382286360394361144	5411	78.00	
10/14	10/13	WAL-MART #0488 QUINCY FL	24226382287091005966323	5411	144.14	
10/21	10/19	STEWART TV & APPLIANCE QUINCY FL	24493982293207246600092	5722	49.99	
10/24	10/21	WM SUPERCENTER #488 QUINCY FL	24445002295400209723175	5411	140.92	
10/31	10/28	WM SUPERCENTER #488 QUINCY FL	24445002302400218076376	5411	44.60	
11/03	10/31	CENTRAL STATES FIRE APPA 605-543-5591 SD	2405523230620600000015	5013	53.33	
Account Number: XXXX-XXXX-XXXX-7970						Total Activity
10/07	10/06	SAMS CLUB #8120 TALLAHASSEE FL	24445002280400194222669	5300	584.52	
10/13	10/12	LOWES #00716* TALLAHASSEE FL	24692162285102972709498	5200	45.98	
10/13	10/12	SAMSCLUB #8120 TALLAHASSEE FL	24226382286091000305403	5300	572.72	
10/19	10/18	LOWES #00716* TALLAHASSEE FL	24692162291107586361703	5200	22.50	
10/20	10/19	SAMS CLUB #8120 TALLAHASSEE FL	24445002293400194608524	5300	548.95	
10/21	10/20	FAMU FOUNDATION HTTPWWW.FAMUFL	24492162293000037962916	8398	100.00	
10/26	10/25	LOWES #00716* TALLAHASSEE FL	24692162298102814049652	5200	179.96	
10/26	10/25	GRAINGER 877-2022594 IL	24755422299732995278497	5085	53.32	
10/28	10/27	LOWES #00716* TALLAHASSEE FL	24692162300104295197477	5200	179.96	
11/01	10/31	LOWES #00716* TALLAHASSEE FL	24692162304107236848203	5200	89.98	
Account Number: XXXX-XXXX-XXXX-3251						Total Activity
10/10	10/07	GADSDEN TAX 850-875-8720 FL	24137462280300731670306	9311	263.66	
10/10	10/07	GADSDEN TAX 850-875-8720 FL	24137462280300731670488	9311	87.89	

FL CITY OF QUINCY
 XXXX-XXXX-XXXX-5777
 October 05, 2022 - November 04, 2022

Transactions						
<i>Posting Transaction</i>						
Date	Date	Description	Reference Number	MCC	Charge	Credit
10/14	10/13	ANIXTER PS#71 TALLAHASSEE 224-5218000 FL	24436542287000010877859	5065	272.63	
10/19	10/18	SUBER & WEAVER EQUIPMENT TALLAHASSEE FL	24426292291027016555526	7538	383.47	
10/20	10/19	GRAYBAR ELECTRIC COMPANY 314-573-9200 MO	24412952292069178522047	5065	284.82	
10/20	10/19	360TRAINING.COM INC 877-8812235 TX	24744552292520000044367	8299	53.10	
SHACKELFORD, JANICE						Total Activity
Account Number: XXXX-XXXX-XXXX-1522						364.43
10/06	10/05	SAMSLUB #8120 TALLAHASSEE FL	24226382279091008628599	5300	212.48	
10/06	10/05	SAMS CLUB #8120 TALLAHASSEE FL	24445002279400191260160	5300	136.96	
10/12	10/11	ADOBE *800-833-6687 ADOBE LY/ENUSCA	24692162284101969611254	5734	14.99	
ZONING, PLANNING AND						Total Activity
Account Number: XXXX-XXXX-XXXX-6723						444.75
10/28	10/27	Gadsden County Quincy FL	24204292300003890169764	9211	10.35	
11/01	10/31	FLWRBBAKRY0091 QUINCY FL	24013392304003596261050	5499	47.60	
11/01	10/31	PIGGLY WIGGLY - FOO QUINCY FL	24427332304720218491213	5411	226.58	
11/01	10/31	PIGGLY WIGGLY - FOO QUINCY FL	24427332304720218491908	5411	52.74	
11/04	11/03	BEST BUY 00004358 TALLAHASSEE FL	24399002307295001031120	5732	107.48	

Finance Charge Calculation

Your Annual Percentage Rate (APR) is the annual interest rate on your account.

	Annual Percentage Rate	Balance Subject to Interest Rate	Finance Charges by Transaction Type
PURCHASES	0.00%	\$0.00	\$0.00
CASH	0.00%	\$0.00	\$0.00

V = Variable Rate (rate may vary), Promotional Balance = APR for limited time on specified transactions.

CITY OF QUINCY, FL
Bank Statement Listing
Variance FY 2022 vs FY 2023
October 31, 2022

Last 4 digits of acct number	Description	October 2021 Reconciled Balance	October 2022 Reconciled Balance	Variance
6401	CASH CCB CENTRAL CASH 6401	\$ 1,874,360.92	\$ 2,370,628.39	\$496,267.47
0002	CASH-CP IM REV BND DBT SVC B	\$ 179,265.93	\$ 99,995.89	(\$79,270.04)
0096	CASH-UTIL SYS IMPR REFD REV	\$ 77,517.25	\$ 77,672.53	\$155.28
0901	CASH - CRA SEPARATE BANK CC	\$ 117,642.77	\$ 309,015.54	\$191,372.77
1001	CASH - GRANT FUNDS	\$ 1,709,664.00	\$ 2,314,989.67	\$605,325.67
2829	CASH - CONFISCATED PROPERTY	\$ 25,856.59	\$ 54,258.76	\$28,402.17
3401	LANDFILL LT CARE ESCROW	\$ 47,110.91	\$ 49,877.97	\$2,767.06
3611	SRL Loan Reserve Grant	\$ 12.05	\$ 129.05	\$117.00
3920	RATE STABILIZATION/SAVINGS	\$ 2,000,698.18	\$ 2,001,704.26	\$1,006.08
4801	CASH - CCB QUINCY BEND ACCO	\$ 6,952.88	\$ 6,644.43	(\$308.45)
6051	HURRICANE MICHAEL RECOVERY	\$ 3,287.00	\$ 16,726.55	\$13,439.55
6701	CASH-SRF SEWER	\$ 429,676.29	\$ 200,016.52	(\$229,659.77)
6702	CASH - DRINKING WATER LOAN	\$ 617,116.76	\$ 81,279.54	(\$535,837.22)
6711	CASH - SEWER SMTGRD CONSTF	\$ 1,551,389.56	\$ 1,553,638.79	\$2,249.23
8679	CENTENNIAL INVESMENT	\$ 509,819.71	\$ 512,258.30	\$2,438.59
GRAND TOTAL		\$ 9,150,370.80	\$ 9,648,836.19	\$ 498,465.39

CITY OF QUINCY, FL
Bank Statement Listing
Prior Month Variance September 2022 vs October 2022
October 31, 2022

Last 4 digits of acct number	Description	September 2022 Reconciled Balance	October 2022 Reconciled Balance	Variance
6401	CASH CCB CENTRAL CASH 6401	\$ 1,977,550.34	\$ 2,370,628.39	\$393,078.05
0002	CASH-CP IM REV BND DBT SVC B	\$ 100,014.08	\$ 99,995.89	(\$18.19)
0096	CASH-UTIL SYS IMPR REFD REV	\$ 77,580.28	\$ 77,672.53	\$92.25
0901	CASH - CRA SEPARATE BANK CC	\$ 359,959.17	\$ 309,015.54	(\$50,943.63)
1001	CASH-ARPA GRANT FUNDS	\$ 2,582,410.46	\$ 2,314,989.67	(\$267,420.79)
2829	CASH - CONFISCATED PROPERTY	\$ 54,228.82	\$ 54,258.76	\$29.94
3401	LANDFILL LT CARE ESCROW	\$ 49,877.97	\$ 49,877.97	\$0.00
3611	SRL Loan Reserve Grant	\$ 129.05	\$ 129.05	\$0.00
3920	RATE STABILIZATION/SAVINGS	\$ 2,001,704.26	\$ 2,001,704.26	\$0.00
4801	CASH - CCB QUINCY BEND ACCO	\$ 6,776.03	\$ 6,644.43	(\$131.60)
6051	HURRICANE MICHAEL RECOVERY	\$ 16,726.55	\$ 16,726.55	\$0.00
6701	CASH-SRF SEWER	\$ 200,019.13	\$ 200,016.52	(\$2.61)
6702	CASH - DRINKING WATER LOAN	\$ 393,338.80	\$ 81,279.54	(\$312,059.26)
6711	CASH - SEWER SMTGRD CONSTF	\$ 1,553,045.11	\$ 1,553,638.79	\$593.68
8679	CENTENNIAL INVESMENT	\$ 511,498.06	\$ 512,258.30	\$760.24
GRAND TOTAL		\$ 9,884,858.11	\$ 9,648,836.19	\$ (236,021.92)

Prepared by: Marcia Carty

CITY OF QUINCY, FL
Bank Accounts Spendable Type Listing
October 31, 2022

Last 4 digits of acct number	Description	October 2022 Reconciled Balance	Spendable Resources by Type
6401	CASH CCB CENTRAL CASH 6401	\$ 2,370,628.39	U
0002	CASH-SAVINGS CONTINGENCIES	\$ 99,995.89	A
0096	CASH-UTIL SYS IMPR REF D REV BD 03	\$ 77,672.53	R
0901	CASH - CRA SEPARATE BANK CCB	\$ 309,015.54	A
1001	CASH - GRANT FUNDS	\$ 2,314,989.67	R
2829	CASH - CONFISCATED PROPERTY	\$ 54,258.76	R
3401	LANDFILL LT CARE ESCROW	\$ 49,877.97	R
3611	CASH - SRL Loan Reserve Grant	\$ 129.05	R
3920	CASH-SAVING & RESERVES	\$ 2,001,704.26	A
4801	CASH - CCB QUINCY BEND ACCOUNT	\$ 6,644.43	R
6051	HURRICANE MICHAEL RECOVERY FEE	\$ 16,726.55	A
6701	CASH-UTILITIES RATE STABILIZATION	\$ 200,016.52	R
6702	CASH - DEBT SERVICING	\$ 81,279.54	R
6711	CASH - SEWER SMTGRD CONSTRUCTION	\$ 1,553,638.79	R
8679	CENTENNIAL INVESMENT- UTILITIES REPAIR, RENEWAL, REPLACEMEN	\$ 512,258.30	R

GRAND TOTAL

\$ 9,648,836.19

- **Assigned**-This classification includes amounts that are constrained by the CRA's intent to be used for a specific purpose but are neither restricted nor committed. This intent can be expressed by the CRA Board or through the Board delegating this responsibility to the City Manager through the budgetary process. This classification also includes the remaining positive fund balance for the CRA general fund.
- **Nonspendable**-This classification includes amounts that cannot be spent because they are either (a) not in spendable form or (b) legally or contractually required to be maintained intact.
- **Restricted**-This classification includes amounts for which constraints have been placed on the use of the resources either (a) externally imposed by creditors (such as through a debt covenant), grantors, contributors, or laws or regulations of other governments, or (b) imposed by law through constitutional provisions or enabling legislation. Total fund balance of the City is reported as restricted in accordance with applicable State Statute requirements.
- **Committed**-This classification includes amounts that can be used only for specific purposes pursuant to constraints imposed by formal action (resolution) of the CRA's Board of Directors. These amounts cannot be used for any other purpose unless the Board removes or changes the specified use by taking the same type of action (resolution) that was employed when the funds were initially committed. This classification also includes contractual obligations to the extent that existing resources have been specifically committed for use in satisfying those contractual requirements.
- **Unassigned**-This classification includes all other spendable amounts.

CHECKING ACCOUNT

ANALYZED BUS CHECKING		Images	244
Account Number	XXXXXX6401	Statement Dates	10/03/22 thru 10/31/22
Previous Balance	2,057,954.67	Days in this Statement Period	29
108 Deposits/Credits	2,964,292.70	Avg Ledger Balance	1,924,868.50
269 Checks/Debits	3,021,513.82	Avg Collected Balance	1,900,529.66
Service Charges	.00		
Interest Paid	.00		
Ending Balance	2,000,733.55	2022 Interest Paid	192.34

Bank Statement Balance, 10/31/2022	2,000,733.55
In general ledger - o/s - not in the bank	
Oct Receipts in transit	17,662.91
Oct CRPT deposit in transit	27,388.68
Oct Point and Pay Deposits in Transit	61,083.96
Oct Transfer in Transit	391,960.97
Oct Outstanding AP Transactions	0.00
Oct Outstanding Checks	<u>(128,201.68)</u>
Bank Statement Reconciled Balance, 10/31/2022	<u>2,370,628.39</u>
General Ledger Balance, 10/31/2022	2,371,858.59
Pending transactions	<u>\$ (1,230.20)</u>
Adjusted General Ledger Balance, 09/30/2022	<u>\$ 2,370,628.39</u>
Difference	<u>\$0.00</u>

PROOF OF BANK RECONCILIATION WITH ADG

Sum of the outstanding items per bank	\$ 369,894.84
Outstanding payments per GL ADG	\$ 128,201.68
Variance per ADG Bank Reconciliation	\$ (499,329.67)
Outstanding items to be posted by staff	<u>\$ 1,233.15</u>
Difference	<u>\$ (0.00)</u>



e | statement

Capital City Bank OnLine

Say hello to a better way to fund your education expenses, home improvements, dream vacations and more with a Home Equity Line of Credit from Capital City Bank. Apply today or learn more at ccbq.com/equity. *Equal Housing Lender

CITY OF QUINCY
OPERATING ACCOUNT
404 W JEFFERSON ST
QUINCY FL 32351-2328

Date 10/31/22
Primary Account

Page 1
XXXXXXXX6401

CHECKING ACCOUNT

ANALYZED BUS CHECKING		Images	244
Account Number	XXXXXXXX6401	Statement Dates	10/03/22 thru 10/31/22
Previous Balance	2,057,954.67	Days in this Statement Period	29
108 Deposits/Credits	2,964,292.70	Avg Ledger Balance	1,924,868.50
269 Checks/Debits	3,021,513.82	Avg Collected Balance	1,900,529.66
Service Charges	.00		
Interest Paid	.00		
Ending Balance	2,000,733.55	2022 Interest Paid	192.34

DEPOSITS AND OTHER CREDITS

Date	Description	Amount
10/03	PNP BILLPAYMENT 092822SETTCCD 6058	9,555.87
10/03	CASS INFO. CARR.CONC ACCTSCCD CITY032351A	7,518.95
10/03	TRSF TO CHECKING XX6401 TRANSF COQ OPERATING FOR ADMIN SUPPO	1,666.67
10/03	DEPOSIT	25,420.09
10/03	DEPOSIT	324.13
10/03	DEPOSIT	73.22
10/04	PNP BILLPAYMENT 092922SETTCCD 6058	14,498.85



e | statement

Capital City Bank OnLine

CITY OF QUINCY
 OPERATING ACCOUNT
 404 W JEFFERSON ST
 QUINCY FL 32351-2328

Date 10/31/22
 Primary Account

Page 2
 XXXXXX6401

ANALYZED BUS CHECKING

XXXXXX6401 (Continued)

DEPOSITS AND OTHER CREDITS		
Date	Description	Amount
10/04	ACTIVE MINERALS ALLOCATED CCD VE0090	746.49
10/04	ENGIE INSIGHT 820EFT0001CCD EF2100311551557 RMR*IV*8540001 **38.60**\	315.15
10/04	DTM*003*20221004**\ STATE OF FLORIDAPAYMENTS CTX ISA*00*NV *00*NV *ZZ*9001395052 *ZZ*NV *221003*1134*U*00200*	10.97
10/05	PNP BILLPAYMENT 093022SETTCCD 6058	21,272.73
10/05	PNP BILLPAYMENT 100222SETTCCD 6058	6,718.77
10/05	PNP BILLPAYMENT 100122SETTCCD 6058	6,689.36
10/05	ENGIE INSIGHT 820EFT0001CCD EF2100411261564 RMR*IV*3261002 **254.36**\	2,147.41
10/05	DTM*003*20221005**\ STATE OF FLORIDAPAYMENTS CTX ISA*00*NV *00*NV *ZZ*9001395052 *ZZ*NV *221004*1132*U*00200*	10.00
10/05	STATE OF FLORIDAPAYMENTS CTX ISA*00*NV *00*NV *ZZ*9001395052 *ZZ*NV *221004*1132*U*00200*	5.00
10/05	DEPOSIT	51,856.28
10/06	PNP BILLPAYMENT 100322SETTCCD 6058	28,096.94



e | statement

Capital City Bank OnLine

CITY OF QUINCY
 OPERATING ACCOUNT
 404 W JEFFERSON ST
 QUINCY FL 32351-2328

Date 10/31/22
 Primary Account

Page 3
 XXXXXX6401

ANALYZED BUS CHECKING

XXXXXX6401 (Continued)

DEPOSITS AND OTHER CREDITS		
Date	Description	Amount
10/06	ENGIE INSIGHT 820EFT0001CCD EF2100512001793 RMR*iv*6419001 **970.32**\	970.32
10/06	DTM*003*20221006**\ PNP BILLPAYMENT PNP COR CCD 6058	436.10
10/06	STATE OF FLORIDAPAYMENTS CTX ISA*00*NV *00*NV *ZZ*9001395052 *ZZ*NV *221005*1132*U*00200*	21.00
10/06	DEPOSIT	78,432.60
10/06	DEPOSIT	28,386.17
10/07	CITY OF QUINCY UTILITY PDPPD	36,417.63
10/07	PNP BILLPAYMENT PAYABLES CCD 6058	18,685.34
10/07	CASS INFO. CARR.CONC ACCTSCCD CITY032351A	3,813.27
10/07	STATE OF FLORIDAPAYMENTS CTX ISA*00*NV *00*NV *ZZ*9001395052 *ZZ*NV *221006*1133*U*00200*	2,314.29
10/07	STATE OF FLORIDAPAYMENTS CTX ISA*00*NV *00*NV *ZZ*9001395052 *ZZ*NV *221006*1133*U*00200*	15.00
10/07	DEPOSIT	17,777.98
10/11	PNP BILLPAYMENT 100522SETTCCD 6058	16,688.43
10/11	CREDIT BACK ITEM	9,812.03
10/11	DEPOSIT	18,669.68
10/11	DEPOSIT	16,563.24
10/12	CITY OF QUINCY A/P PAYMTCTX	45,916.02



e | statement

Capital City Bank OnLine

CITY OF QUINCY
 OPERATING ACCOUNT
 404 W JEFFERSON ST
 QUINCY FL 32351-2328

Date 10/31/22
 Primary Account

Page 4
 XXXXXX6401

ANALYZED BUS CHECKING

XXXXXX6401 (Continued)

DEPOSITS AND OTHER CREDITS		
Date	Description	Amount
	ISA*00*0000000000*00*000000000 0*ZZ*CITY OF QUINCY*ZZ*VENDOR PAYMENTS*221011*1118*U*00200*0	
10/12	PNP BILLPAYMENT 100722SETTCCD 6058	36,633.77
10/12	PNP BILLPAYMENT 100622SETTCCD 6058	17,404.98
10/12	PNP BILLPAYMENT 100822SETTCCD 6058	5,983.40
10/12	PNP BILLPAYMENT 100922SETTCCD 6058	4,718.48
10/12	STATE OF FLORIDAPAYMENTS CTX ISA*00*NV *00*NV *ZZ*9001395052 *ZZ*NV *221010*1131*U*00200*	10.00
10/12	DEPOSIT	18,499.97
10/13	PNP BILLPAYMENT 101022SETTCCD 6058	9,499.39
10/13	STATE OF FLORIDAPAYMENTS CTX ISA*00*NV *00*NV *ZZ*9001395052 *ZZ*NV *221012*1133*U*00200*	16.00
10/13	DEPOSIT	35,976.44
10/14	TRSF TO CHECKING XX6401 DEBT S ERVICE TRANSFER	333,495.54
10/14	STATE OF FLORIDAPAYMENTS CTX ISA*00*NV *00*NV *ZZ*9001395052 *ZZ*NV *221013*1133*U*00200*	31,425.53
10/14	TRSF TO CHECKING XX6401 DEBT S ERVICE TRANSFER	30,014.08
10/14	TRSF TO CHECKING XX6401 DEBT S ERVICE TRANSFER	20,832.76



e | statement

Capital City Bank OnLine

CITY OF QUINCY
OPERATING ACCOUNT
404 W JEFFERSON ST
QUINCY FL 32351-2328

Date 10/31/22
Primary Account

Page 5
XXXXXXXX6401

ANALYZED BUS CHECKING

XXXXXXXX6401 (Continued)

DEPOSITS AND OTHER CREDITS		
Date	Description	Amount
10/14	TRSF TO CHECKING XX6401 TRANSF ER FOR SCOP 13933 ACHOR INVOIC	13,933.93
10/14	PNP BILLPAYMENT 101122SETTCCD 6058	8,303.28
10/14	STATE OF FLORIDAPAYMENTS CTX ISA*00*NV *00*NV *ZZ*9001395052 *ZZ*NV *221013*1133*U*00200*	63.02
10/17	PNP BILLPAYMENT 101222SETTCCD 6058	17,676.45
10/17	STATE OF FLORIDAPAYMENTS CTX ISA*00*NV *00*NV *ZZ*9001395052 *ZZ*NV *221014*1134*U*00200*	5.00
10/17	DEPOSIT	25,443.78
10/17	DEPOSIT	19,426.53
10/18	PNP BILLPAYMENT 101322SETTCCD 6058	20,853.57
10/18	STATE OF FLORIDAPAYMENTS CTX ISA*00*NV *00*NV *ZZ*9001395052 *ZZ*NV *221017*1134*U*00200*	5.00
10/18	DEPOSIT	42,408.14
10/19	PNP BILLPAYMENT 101422SETTCCD 6058	25,082.22
10/19	PNP BILLPAYMENT 101622SETTCCD 6058	6,307.41
10/19	PNP BILLPAYMENT 101522SETTCCD 6058	3,758.45
10/19	STATE OF FLORIDAPAYMENTS CTX ISA*00*NV *00*NV *ZZ*9001395052 *ZZ*NV *221018*1132*U*00200*	3,195.19



e | statement

Capital City Bank OnLine

CITY OF QUINCY
OPERATING ACCOUNT
404 W JEFFERSON ST
QUINCY FL 32351-2328

Date 10/31/22
Primary Account

Page 6
XXXXXXX6401

ANALYZED BUS CHECKING

XXXXXXX6401 (Continued)

DEPOSITS AND OTHER CREDITS			
Date	Description		Amount
10/19	TALLAHASSEE COMPAYMENT CCD SU-001067		1,466.49
10/19	DEPOSIT		16,649.63
10/20	ENGIE INSIGHT 820EFT0001CCD EF2101911491777 RMR*IV*5882001 **1087.31**\ DTM*003*20221020**\ STATE OF FLORIDAPAYMENTS CTX ISA*00*NV *00*NV *ZZ*9001395052 *ZZ*NV *221019*1133*U*00200*		73,872.50
10/20	PNP BILLPAYMENT 101722SETTCCD 6058		21,116.43
10/20	PNP BILLPAYMENT 101722SETTCCD 6058		21,066.13
10/20	SBA COMMUNICATIOPAYABLES CTX ISA*00* *00* *ZZ*SBAC *ZZ*WELLS FARGO *221019*1415*U*00401*		2,682.91
10/20	DEPOSIT		41,313.48
10/21	PNP BILLPAYMENT 101822SETTCCD 6058		18,522.71
10/21	CASS INFO. CARR.CONC ACCTSCCD CITYO32351A		1,825.86
10/21	ENGIE INSIGHT 820EFT0001CCD EF2102011581691 RMR*IV*8544001 **616.94**\ DTM*003*20221021**\ STATE OF FLORIDAPAYMENTS CTX ISA*00*NV *00*NV *ZZ*9001395052 *ZZ*NV *221020*1133*U*00200*		1,320.20
10/21	STATE OF FLORIDAPAYMENTS CTX		39.25
10/21	STATE OF FLORIDAPAYMENTS CTX		5.00



e | statement

Capital City Bank OnLine

CITY OF QUINCY
 OPERATING ACCOUNT
 404 W JEFFERSON ST
 QUINCY FL 32351-2328

Date 10/31/22
 Primary Account

Page 7
 XXXXXX6401

ANALYZED BUS CHECKING

XXXXXXXX6401 (Continued)

DEPOSITS AND OTHER CREDITS		
Date	Description	Amount
	ISA*00*NV *00*NV *ZZ*9001395052 *ZZ*NV *221020*1133*U*00200*	
10/21	DEPOSIT	61,396.12
10/24	CITY OF QUINCY UTILITY PDPPD	64,682.76
10/24	ACTIVE MINERALS ALLOCATED CCD VE0090	28,096.04
10/24	STATE OF FLORIDAPAYMENTS CTX ISA*00*NV *00*NV *ZZ*9001395052 *ZZ*NV *221021*1134*U*00200*	15,828.51
10/24	ENGIE INSIGHT 820EFT0001CCD EF2102113071614 RMR*IV*5779002 **1187.41**\	5,198.61
10/24	DTM*003*20221024**\ CASS INFO. CARR.CONC ACCTSCCD CITY032351A	2,572.01
10/24	CITY OF QUINCY UTILITY PDCCD 15-96000416	152.00
10/24	STATE OF FLORIDAPAYMENTS CTX ISA*00*NV *00*NV *ZZ*9001395052 *ZZ*NV *221021*1134*U*00200*	20.00
10/24	DEPOSIT	130,050.42
10/25	BASF CORPORATIONPAYMENTS CTX ISA*00*NV *00*NV *ZZ*9929234802 *ZZ*NV *221024*1132*U*00200*	198,488.41
10/25	PNP BILLPAYMENT 101922SETTCCD 6058	12,408.23
10/25	ENGIE INSIGHT 820EFT0001CCD EF2102411571592	3,688.89



e | statement

Capital City Bank OnLine

CITY OF QUINCY
 OPERATING ACCOUNT
 404 W JEFFERSON ST
 QUINCY FL 32351-2328

Date 10/31/22
 Primary Account

Page 8
 XXXXXX6401

ANALYZED BUS CHECKING

XXXXXXX6401 (Continued)

DEPOSITS AND OTHER CREDITS		
Date	Description	Amount
	RMR*IV*6426002 **3688.89**\ DTM*003*20221025**\ DEPOSIT	169,853.73
10/25	STATE OF FLORIDAPAYMENTS CTX	138,474.11
10/26	ISA*00*NV *00*NV *ZZ*9001395052 *ZZ*NV *221025*1133*U*00200*	
10/26	PNP BILLPAYMENT 102122SETTCCD 6058	29,921.40
10/26	PNP BILLPAYMENT 102022SETTCCD 6058	18,097.18
10/26	PNP BILLPAYMENT 102222SETTCCD 6058	8,552.45
10/26	PNP BILLPAYMENT 102322SETTCCD 6058	2,409.63
10/26	CASS INFO. CARR.CONC ACCTSCCD CITY032351A	2,050.80
10/26	DEPOSIT	327,797.28
10/27	STATE OF FLORIDAPAYMENTS CTX ISA*00*NV *00*NV *ZZ*9001395052 *ZZ*NV *221026*1134*U*00200*	43,649.69
10/27	STATE OF FLORIDAPAYMENTS CTX ISA*00*NV *00*NV *ZZ*9001395052 *ZZ*NV *221026*1133*U*00200*	36,877.12
10/27	PNP BILLPAYMENT 102422SETTCCD 6058	12,014.03
10/27	STATE OF FLORIDAPAYMENTS CTX ISA*00*NV *00*NV *ZZ*9001395052 *ZZ*NV *221026*1134*U*00200*	11,549.68
10/27	CENTENNIAL BANK BANKTEL CCD	1,142.42



e | statement

Capital City Bank OnLine

CITY OF QUINCY
 OPERATING ACCOUNT
 404 W JEFFERSON ST
 QUINCY FL 32351-2328

Date 10/31/22
 Primary Account

Page 9
 XXXXXX6401

ANALYZED BUS CHECKING

XXXXXXX6401 (Continued)

DEPOSITS AND OTHER CREDITS

Date	Description	Amount
10/27	ENGIE INSIGHT 820EFT0001CCD EF2102612251762 RMR*IV*1984011 **170.95**\ DTM*003*20221027**\ DEPOSIT	245.03
10/27	DEPOSIT	9,128.04
10/28	PNP BILLPAYMENT 102522SETTCCD 6058	17,272.93
10/28	STATE OF FLORIDAPAYMENTS CTX ISA*00*NV *00*NV *ZZ*9001395052 *ZZ*NV *221027*1134*U*00200*	20.00
10/28	DEPOSIT	134,600.05
10/31	CITY OF QUINCY A/P PAYMTCTX ISA*00*0000000000*00*000000000 0*ZZ*CITY OF QUINCY*ZZ*VENDOR PAYMENTS*221031*1324*U*00200*0	39,982.11
10/31	PNP BILLPAYMENT 102622SETTCCD 6058	9,606.12
10/31	CASS INFO. CARR.CONC ACCTSCCD CITY032351A	5,904.95
10/31	ENGIE INSIGHT 820EFT0001CCD EF2102812511631 RMR*IV*796011 **2722.84**\ DTM*003*20221031**\ DEPOSIT	3,649.39
10/31	DEPOSIT	16,213.68

OTHER DEBITS

Date	Description	Amount
10/03	TRSF TO CHECKING XX0002 TRSF T O CHECKING XX0002 DEBT SERVIC	30,000.00-



e | statement

Capital City Bank OnLine

CITY OF QUINCY
 OPERATING ACCOUNT
 404 W JEFFERSON ST
 QUINCY FL 32351-2328

Date 10/31/22
 Primary Account

Page 10
 XXXXXX6401

ANALYZED BUS CHECKING

XXXXXX6401 (Continued)

		OTHER DEBITS
Date	Description	Amount
10/03	TRSF TO CHECKING XX6702 FUNDS TRANSFER VIA ONLINE	21,419.77-
10/03	TRSF TO CHECKING XX6701 FUNDS TRANSFER VIA ONLINE	20,813.63-
10/03	IRS USATAXPYMTCCD 270267693276429	55,588.59-
10/04	CHARGEBACK	562.11-
10/04	CHARGEBACK	400.00-
10/04	AMER FUNDS INST PAYMENTS CTX ISA*00* *00*	24,313.91-
	*ZZ*AMER FUNDS INST*ZZ*THE CI TY OF QUI*221003*1038*U*00400*	
10/06	PNP BILLPAYMENT 100322SD CCD 6058	97.05-
10/07	CHARGEBACK	1,694.93-
10/07	CHARGEBACK	330.00-
10/07	2182996 IEC 100622 ADDITION ERROR IN DEPOSIT	1,000.00-
10/11	CHARGEBACK	278.55-
10/11	CITY OF QUINCY A/P PAYMTCTX	196,958.73-
10/11	PNP BILLPAYMENT 10522SD CCD 6058	709.40-
10/12	CITY OF QUINCY A/P PAYMTCTX	45,916.02-
10/14	CITY OF QUINCY PAYROLL PPD	182,502.28-
10/14	CITY OF QUINCY A/P PAYMTCTX	139,222.90-
10/14	CITY OF QUINCY PAYROLL PPD	3,611.54-
10/14	CITY OF QUINCY A/P PAYMTCTX	2,224.88-
10/17	CHARGEBACK	261.54-
10/17	CITY OF QUINCY A/P PAYMTCTX	578,406.29-
10/17	IRS USATAXPYMTCCD 270269094956744	58,296.81-
10/17	CITY OF QUINCY PAYROLL PPD	448.82-
10/18	FL DEPT OF REVENCHILDSUPP CCD 202210180000260	4,143.16-



e | statement

Capital City Bank OnLine

CITY OF QUINCY
 OPERATING ACCOUNT
 404 W JEFFERSON ST
 QUINCY FL 32351-2328

Date 10/31/22
 Primary Account

Page 11
 XXXXXX6401

ANALYZED BUS CHECKING

XXXXXXXX6401 (Continued)

			OTHER DEBITS	
Date	Description			Amount
10/19	PNP BILLPAYMENT 101422SD 6058	CCD		197.05-
10/20	BANK CARD PAYMENT 471529000377577	CCD		2,394.69-
10/21	CHARGEBACK			185.00-
10/21	FLA DEPT REVENUEC01 23330218	CCD		65,872.79-
10/21	FLA DEPT REVENUEC22 23320062	CCD		50,190.81-
10/21	AMER FUNDS INST PAYMENTS ISA*00* *00*	CTX		25,357.61-
	*ZZ*AMER FUNDS INST*ZZ*THE CI TY OF QUI*221020*1555*U*00400*			
10/21	PNP BILLPAYMENT 101822SD 6058	CCD		277.38-
10/24	CITY OF QUINCY A/P PAYMTCTX			200,000.01-
10/25	ACCOUNT ANALYSIS CHARGE			141.15-
10/25	CITY OF QUINCY A/P PAYMTCTX			77,541.06-
10/26	CHARGEBACK			161.88-
10/26	PNP BILLPAYMENT 102122SD 6058	CCD		102.05-
10/27	TRSF TO CHECKING XX1001 TRANSF ER SCOP REIMBURSEMENT			138,474.11-
10/28	CITY OF QUINCY PAYROLL	PPD		182,229.97-
10/28	IRS USATAXPYMTCCD 270270115234935			56,351.50-
10/28	AMER FUNDS INST PAYMENTS ISA*00* *00*	CTX		24,795.34-
	*ZZ*AMER FUNDS INST*ZZ*THE CI TY OF QUI*221027*1555*U*00400*			
10/28	FL DEPT OF REVENCHILDSUPP 202210280005095	CCD		4,143.16-
10/28	CITY OF QUINCY A/P PAYMTCTX			3,304.73-



e | statement

Capital City Bank OnLine

CITY OF QUINCY
 OPERATING ACCOUNT
 404 W JEFFERSON ST
 QUINCY FL 32351-2328

Date 10/31/22
 Primary Account

Page 13
 XXXXXX6401

ANALYZED BUS CHECKING

XXXXXXX6401 (Continued)

CHECKS IN NUMBER ORDER

Date	Check No	Amount	Date	Check No	Amount
10/05	9950744	99.28	10/06	9950779	32.60
10/05	9950745	1,359.08	10/03	9950780	300.00
10/05	9950746	187.00	10/04	9950781	150.00
10/04	9950747	17,990.00	10/04	9950782	150.00
10/04	9950748	113.40	10/13	9950784*	50.00
10/06	9950749	349.26	10/04	9950785	100.00
10/04	9950750	250.00	10/05	9950787*	204.83
10/05	9950751	5,512.68	10/07	9950788	51.36
10/03	9950752	200.00	10/04	9950789	319.83
10/06	9950753	85.60	10/11	9950790	84.61
10/11	9950754	103.98	10/12	9950793*	201.34
10/03	9950756*	350.00	10/05	9950794	80.00
10/03	9950757	175.00	10/19	9950795	26,340.00
10/05	9950759*	1,417.55	10/11	9950796	84.50
10/04	9950760	170.85	10/04	9950797	2,500.00
10/04	9950761	130.68	10/05	9950798	16,012.50
10/04	9950762	217.02	10/03	9950800*	118.18
10/04	9950763	260.42	10/04	9950801	397.40
10/03	9950764	902.61	10/12	9950802	21,006.70
10/04	9950765	1,172.09	10/21	9950803	1,396.72
10/03	9950766	991.87	10/19	9950805*	149,388.76
10/04	9950767	887.24	10/19	9950806	234,939.54
10/03	9950768	1,010.46	10/14	9950807	1,350.00
10/04	9950769	1,003.10	10/14	9950808	1,494.33
10/03	9950770	918.00	10/17	9950809	1,115.44
10/03	9950771	1,020.00	10/17	9950810	1,199.47
10/04	9950772	149.30	10/18	9950811	176.21
10/04	9950773	100.50	10/17	9950812	64.64
10/04	9950774	200.00	10/20	9950813	218.41
10/18	9950775	132.50	10/18	9950814	868.62
10/03	9950776	162.80	10/18	9950815	403.02
10/04	9950777	95.70	10/17	9950816	1,001.35
10/03	9950778	200.00	10/18	9950822*	42.00

* Denotes missing check numbers



e | statement

Capital City Bank OnLine

CITY OF QUINCY
 OPERATING ACCOUNT
 404 W JEFFERSON ST
 QUINCY FL 32351-2328

Date 10/31/22
 Primary Account

Page 14
 XXXXXX6401

ANALYZED BUS CHECKING

XXXXXXX6401 (Continued)

CHECKS IN NUMBER ORDER					
Date	Check No	Amount	Date	Check No	Amount
10/17	9950823	152.20	10/26	9950879	311.88
10/14	9950824	164.40	10/28	9950880	1,152.23
10/17	9950827*	643.88	10/25	9950881	142.50
10/17	9950828	510.00	10/26	9950882	1,054.25
10/18	9950834*	15,000.00	10/24	9950885*	13.48
10/17	9950835	100.00	10/24	9950886	4,842.00
10/17	9950836	100.00	10/24	9950887	775.60
10/18	9950839*	100.00	10/24	9950888	10,307.47
10/17	9950840	560.00	10/27	9950889	150.70
10/17	9950841	560.00	10/25	9950891*	165.00
10/17	9950842	510.00	10/14	9950893*	1,000.00
10/17	9950843	510.00	10/27	9950894	16.20
10/17	9950845*	100.00	10/24	9950895	646.89
10/18	9950846	100.00	10/21	9950896	21.05
10/24	9950847	153.73	10/24	9950897	478.00
10/28	9950849*	350.00	10/21	9950898	9,724.00
10/31	9950850	150.00	10/25	9950899	405.30
10/24	9950853*	150.00	10/24	9950900	262.50
10/18	9950855*	150.00	10/26	9950901	241.08
10/25	9950858*	318.65	10/31	9950903*	200.00
10/27	9950859	289.37	10/26	9950904	90.00
10/24	9950863*	198.32	10/27	9950906*	1,390.11
10/20	9950866*	137.68	10/20	9950908*	8,670.50
10/28	9950867	61.94	10/25	9950909	364.55
10/24	9950868	140.83	10/24	9950910	200.00
10/31	9950869	120.28	10/24	9950911	109.29
10/27	9950871*	256.19	10/24	9950912	1,468.00
10/28	9950872	188.94	10/28	9950913	2,591.51
10/28	9950874*	97.83	10/26	9950914	288.00
10/24	9950875	80.00	10/24	9950915	80.00
10/25	9950876	41.86	10/20	9950916	300.00
10/21	9950877	75.00	10/26	9950918*	71.52
10/25	9950878	6,334.44	10/26	9950919	369.00

* Denotes missing check numbers



e | statement

Capital City Bank OnLine

CITY OF QUINCY
 OPERATING ACCOUNT
 404 W JEFFERSON ST
 QUINCY FL 32351-2328

Date 10/31/22
 Primary Account

Page 15
 XXXXXX6401

ANALYZED BUS CHECKING

XXXXXX6401 (Continued)

CHECKS IN NUMBER ORDER

Date	Check No	Amount	Date	Check No	Amount
10/21	9950920	7.41	10/27	9950951	1,071.60
10/26	9950922*	383.67	10/31	9950953*	501.98
10/24	9950923	1,967.00	10/26	9950955*	717.14
10/25	9950924	525.27	10/21	9950956	19,800.00
10/24	9950925	345.60	10/25	9950958*	1,072.52
10/25	9950926	478.89	10/26	9950959	5,500.00
10/26	9950928*	2,375.00	10/24	9950960	7,505.00
10/26	9950929	656.00	10/31	9950970*	3,828.25
10/25	9950930	164.00	10/31	9950974*	9,724.00
10/25	9950931	4,662.63	10/31	9950975	157.50
10/26	9950932	12.79	10/31	9950980*	236.27
10/26	9950933	201.88	10/31	9950981	2,504.00
10/26	9950934	236.34	10/25	9950982	2,000.00
10/24	9950935	14,787.50	10/31	9950983	400.00
10/31	9950937*	3,202.87	10/31	9950985*	31,876.00
10/28	9950938	100.00	10/31	9950990*	403.03
10/26	9950939	39.13	10/31	9950991	153.30
10/25	9950940	394.16	10/31	9950993*	200.00
10/26	9950941	276.16	10/31	9950995*	175.00
10/20	9950942	350.00	10/28	9950996	128.50
10/25	9950943	23,323.91	10/28	9950999*	1,020.00
10/26	9950945*	115.99	10/31	9951000	190.00
10/26	9950946	3,970.15	10/31	9951001	81.60
10/25	9950947	443.40	10/31	9951002	100.00
10/27	9950949*	22,133.50	10/31	9980870*	44.97
10/24	9950950	195.00			

* Denotes missing check numbers

DAILY BALANCE INFORMATION

Date	Balance	Date	Balance	Date	Balance
10/03	1,965,968.99	10/05	1,980,440.95	10/07	2,181,826.50
10/04	1,925,517.45	10/06	2,115,873.05	10/11	2,042,901.88



e | statement

Capital City Bank OnLine

CITY OF QUINCY
OPERATING ACCOUNT
404 W JEFFERSON ST
QUINCY FL 32351-2328

Date 10/31/22
Primary Account

Page 16
XXXXXXXX6401

ANALYZED BUS CHECKING

XXXXXXXX6401 (Continued)

DAILY BALANCE INFORMATION

Date	Balance	Date	Balance	Date	Balance
10/12	2,104,330.23	10/19	1,361,637.40	10/26	2,197,479.24
10/13	2,149,772.06	10/20	1,509,617.57	10/27	2,147,521.68
10/14	2,256,269.87	10/21	1,419,818.94	10/28	2,021,557.12
10/17	1,674,024.76	10/24	1,421,580.33	10/31	2,000,733.55
10/18	1,716,043.36	10/25	1,687,500.30		

-----END OF STATEMENT-----

CHECKING ACCOUNT

SUPERNOW		Images	0
Account Number	XXXXXX0002	Statement Dates	10/03/22 thru 10/31/22
Previous Balance	100,014.08	Days in this Statement Period	29
1 Deposits/Credits	30,000.00	Avg Ledger Balance	111,381.52
2 Checks/Debits	30,027.04	Avg Collected Balance	111,381.52
Service Charges	.00	Interest Earned	8.85
Interest Paid	8.85	Annual Percentage Yield Earned	0.10%
Ending Balance	99,995.89	2022 Interest Paid	105.98

Bank Statement Balance, 10/31/2022	\$	99,995.89
Deposit in Transit		
Outstanding AP Transactions		
Outstanding checks		

Reconciled Balance, 10/31/2022	\$	99,995.89
---------------------------------------	-----------	------------------

General Ledger Balance, 10/31/2022	\$	99,995.89
Interest income		
Account analysis charge		

General Ledger Balance 10/31/2022	\$	99,995.89
--	-----------	------------------

Difference	\$	-
-------------------	-----------	----------



e | statement

Capital City Bank OnLine

Say hello to a better way to fund your education expenses, home improvements, dream vacations and more with a Home Equity Line of Credit from Capital City Bank. Apply today or learn more at ccbq.com/equity. *Equal Housing Lender

CITY OF QUINCY
CAPITAL IMPROVEMENT
REVENUE BONDS SERIES 2002
404 W JEFFERSON ST
QUINCY FL 32351-2328

Date 10/31/22
Primary Account

Page 1
XXXXXXXX0002

CHECKING ACCOUNT

SUPERNOW		Images	0
Account Number	XXXXXX0002	Statement Dates	10/03/22 thru 10/31/22
Previous Balance	100,014.08	Days in this Statement Period	29
1 Deposits/Credits	30,000.00	Avg Ledger Balance	111,381.52
2 Checks/Debits	30,027.04	Avg Collected Balance	111,381.52
Service Charges	.00	Interest Earned	8.85
Interest Paid	8.85	Annual Percentage Yield Earned	0.10%
Ending Balance	99,995.89	2022 Interest Paid	105.98

DEPOSITS AND OTHER CREDITS

Date	Description	Amount
10/03	TRSF TO CHECKING XX0002 TRSF T	30,000.00
10/31	O CHECKING XX0002 DEBT SERVIC INTEREST DEPOSIT	8.85

OTHER DEBITS

Date	Description	Amount
10/14	TRSF TO CHECKING XX6401 DEBT S ERVICE TRANSFER	30,014.08-
10/25	ACCOUNT ANALYSIS CHARGE	12.96-



e | statement

Capital City Bank OnLine

CITY OF QUINCY
CAPITAL IMPROVEMENT
REVENUE BONDS SERIES 2002
404 W JEFFERSON ST
QUINCY FL 32351-2328

Date 10/31/22
Primary Account

Page 2
xxxxxxx0002

SUPERNOW

xxxxxxx0002 (Continued)

DAILY BALANCE INFORMATION

Date	Balance	Date	Balance
10/03	130,014.08	10/25	99,987.04
10/14	100,000.00	10/31	99,995.89

INTEREST RATE SUMMARY

Date	Rate
10/02	0.100000%

-----END OF STATEMENT-----

*** CHECKING *** 1406 PAN BUS MMA NI
 ACCOUNT NUMBER 0111010096
 PREVIOUS STATEMENT BALANCE AS OF 09/30/22 77,580.28
 PLUS 1 DEPOSITS AND OTHER CREDITS 92.25
 LESS 0 CHECKS AND OTHER DEBITS00
 CURRENT STATEMENT BALANCE AS OF 10/31/22 77,672.53
 NUMBER OF DAYS IN THIS STATEMENT PERIOD 31

Bank Statement Balance, 10/31/2022	\$ 77,672.53
Deposit in Transit - CRCPT	
Point and pay in Transit Deposits in Transit	
O/S AP Transactions	
Outstanding Checks	
Reconciled Balance, 10/31/2022	<u>\$ 77,672.53</u>
General Ledger Balance, 10/31/2022	\$ 77,672.53
Interest income	
Dormant account charge	
General Ledger Balance 10/31/2022	<u>\$ 77,672.53</u>
Difference	<u>\$ -</u>

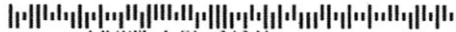


P.O. BOX 966
 CONWAY, AR 72033
 888-372-9788
 www.my100bank.com



RETURN SERVICE REQUESTED

113235-01A**000480



CITY OF QUINCY
 UTILITY BOND FUNDS
 404 W JEFFERSON ST
 QUINCY FL 32351-2328

10/31/22
 *****0096

CYCLE-031

*** CHECKING *** 1406 PAN BUS MMA NI
 ACCOUNT NUMBER 0111010096
 PREVIOUS STATEMENT BALANCE AS OF 09/30/22 77,580.28
 PLUS 1 DEPOSITS AND OTHER CREDITS 92.25
 LESS 0 CHECKS AND OTHER DEBITS00
 CURRENT STATEMENT BALANCE AS OF 10/31/22 77,672.53
 NUMBER OF DAYS IN THIS STATEMENT PERIOD 31

CHECKING ACCOUNT TRANSACTIONS

DATE	DESCRIPTION	DEBITS	CREDITS
10/31	INTEREST PAYMENT		92.25

BALANCE BY DATE

DATE	BALANCE	DATE	BALANCE	DATE	BALANCE	DATE	BALANCE
09/30	77,580.28	10/31	77,672.53				

PAYER FEDERAL ID NUMBER..... 71-0009885
 INTEREST PAID YEAR TO DATE..... 172.33

CHECKING ACCOUNT

SUPERNOW		Images	3
Account Number	XXXXXX0901	Statement Dates	10/03/22 thru 10/31/22
Previous Balance	359,959.17	Days in this Statement Period	29
Deposits/Credits	.00	Avg Ledger Balance	350,579.99
9 Checks/Debits	30,971.49	Avg Collected Balance	350,579.99
Service Charges	.00	Interest Earned	27.86
Interest Paid	27.86	Annual Percentage Yield Earned	0.10%
Ending Balance	329,015.54	2022 Interest Paid	185.90

Bank Statement Balance, 10/31/2022	329,015.54
Deposit in Transit - CRCPT	
O/S AP Transactions	
Outstanding checks	\$ (20,000.00)
Reconciled Balance, 10/31/2022	309,015.54
General Ledger Balance, 10/31/2022	309,015.54
pending journal entry	
Interest income	
General Ledger Balance 10/31/2022	309,015.54
Difference	0.00



e | statement

Capital City Bank OnLine

Say hello to a better way to fund your education expenses, home improvements, dream vacations and more with a Home Equity Line of Credit from Capital City Bank. Apply today or learn more at ccb.com/equity. *Equal Housing Lender

CITY OF QUINCY
COMMUNITY REDEVELOPMENT AREA
TRUST FUND
404 W JEFFERSON ST
QUINCY FL 32351-2328

Date 10/31/22
Primary Account

Page 1
XXXXXXXX0901

CHECKING ACCOUNT

SUPERNOW		Images	3
Account Number	XXXXXXXX0901	Statement Dates	10/03/22 thru 10/31/22
Previous Balance	359,959.17	Days in this Statement Period	29
Deposits/Credits	.00	Avg Ledger Balance	350,579.99
9 Checks/Debits	30,971.49	Avg Collected Balance	350,579.99
Service Charges	.00	Interest Earned	27.86
Interest Paid	27.86	Annual Percentage Yield Earned	0.10%
Ending Balance	329,015.54	2022 Interest Paid	185.90

DEPOSITS AND OTHER CREDITS

Date	Description	Amount
10/31	INTEREST DEPOSIT	27.86

OTHER DEBITS

Date	Description	Amount
10/03	TRSF TO CHECKING XX6401 TRANSF COQ OPERATING FOR ADMIN SUPPO	1,666.67-
10/14	CITY OF QUINCY A/P PAYMTCTX	195.00-
10/20	CITY OF QUINCY A/P PAYMTCTX	7,000.00-
10/25	ACCOUNT ANALYSIS CHARGE	26.82-
10/25	CITY OF QUINCY A/P PAYMTCTX	500.00-



e | statement

Capital City Bank OnLine

CITY OF QUINCY
COMMUNITY REDEVELOPMENT AREA
TRUST FUND
404 W JEFFERSON ST
QUINCY FL 32351-2328

Date 10/31/22
Primary Account

Page 2
xxxxxxx0901

SUPERNOW

xxxxxxx0901 (Continued)

OTHER DEBITS

Date	Description	Amount
10/28	CITY OF QUINCY A/P PAYMTCTX	130.00-

CHECKS IN NUMBER ORDER

Date	Check No	Amount	Date	Check No	Amount
10/03	12115	195.00	10/26	12117	20,000.00
10/27	12116	1,258.00			

* Denotes missing check numbers

DAILY BALANCE INFORMATION

Date	Balance	Date	Balance	Date	Balance
10/03	358,097.50	10/25	350,375.68	10/28	328,987.68
10/14	357,902.50	10/26	330,375.68	10/31	329,015.54
10/20	350,902.50	10/27	329,117.68		

INTEREST RATE SUMMARY

Date	Rate
10/02	0.100000%

-----END OF STATEMENT-----

CHECKING ACCOUNT

ANALYZED BUS CHECKING		Images	0
Account Number	XXXXXX1001	Statement Dates	10/03/22 thru 10/31/22
Previous Balance	2,582,410.46	Days in this Statement Period	29
1 Deposits/Credits	138,474.11	Avg Ledger Balance	2,597,636.66
1 Checks/Debits	13,933.93	Avg Collected Balance	2,597,636.66
Service Charges	.00		
Interest Paid	.00		
Ending Balance	2,706,950.64	2022 Interest Paid	173.24

Bank Statement Balance, 10/31/2022	\$ 2,706,950.64
TRANSFER IN TRANSIT	\$ (391,960.97)

Reconciled Balance, 10/31/2022	<u>\$ 2,314,989.67</u>
---------------------------------------	-------------------------------

General Ledger Balance, 10/31/2022	\$ 2,314,989.67
Interest income	
Account analysis charge	

General Ledger Balance 10/31/2022	<u>\$ 2,314,989.67</u>
--	-------------------------------

Difference	<u>\$ -</u>
-------------------	--------------------



e | statement

Capital City Bank OnLine

Say hello to a better way to fund your education expenses, home improvements, dream vacations and more with a Home Equity Line of Credit from Capital City Bank. Apply today or learn more at ccb.com/equity. *Equal Housing Lender

CITY OF QUINCY
IMPROVEMENT & REFUNDING
REVENUE BONDS, SERIES 2003
404 W JEFFERSON ST
QUINCY FL 32351-2328

Date 10/31/22
Primary Account

Page 1
XXXXXXXX1001

CHECKING ACCOUNT

ANALYZED BUS CHECKING		Images	0
Account Number	XXXXXXXX1001	Statement Dates	10/03/22 thru 10/31/22
Previous Balance	2,582,410.46	Days in this Statement Period	29
1 Deposits/Credits	138,474.11	Avg Ledger Balance	2,597,636.66
1 checks/Debits	13,933.93	Avg Collected Balance	2,597,636.66
Service Charges	.00		
Interest Paid	.00		
Ending Balance	2,706,950.64	2022 Interest Paid	173.24

DEPOSITS AND OTHER CREDITS

Date	Description	Amount
10/27	TRSF TO CHECKING XX1001 TRANSF ER SCOP REIMBURSEMENT	138,474.11

OTHER DEBITS

Date	Description	Amount
10/14	TRSF TO CHECKING XX6401 TRANSF ER FOR SCOP 13933 ACHOR INVOIC	13,933.93-



e | statement

Capital City Bank OnLine

CITY OF QUINCY
IMPROVEMENT & REFUNDING
REVENUE BONDS, SERIES 2003
404 W JEFFERSON ST
QUINCY FL 32351-2328

Date 10/31/22
Primary Account

Page 2
XXXXXXXX1001

ANALYZED BUS CHECKING

XXXXXXXX1001 (Continued)

DAILY BALANCE INFORMATION

Date	Balance	Date	Balance	Date	Balance
10/03	2,582,410.46	10/14	2,568,476.53	10/27	2,706,950.64

-----END OF STATEMENT-----

*** CHECKING *** 1506 PAN BUSINESS MM
 ACCOUNT NUMBER 0111012829
 PREVIOUS STATEMENT BALANCE AS OF 09/30/22 54,228.82
 PLUS 1 DEPOSITS AND OTHER CREDITS 29.94
 LESS 0 CHECKS AND OTHER DEBITS00
 CURRENT STATEMENT BALANCE AS OF 10/31/22 54,258.76
 NUMBER OF DAYS IN THIS STATEMENT PERIOD 31

Bank Statement Balance, 10/31/2022 \$ **54,258.76**

Reconciled Balance, 10/31/2022 \$ **54,258.76**

General Ledger Balance, 10/31/2022 \$ **54,258.76**
 Interest Income
 Dormant Account Charge

General Ledger Balance 10/31/2022 \$ **54,258.76**

Difference \$ **-**

PROOF OF BANK RECONCILIATION WITH ADG

Sum of the outstanding items per bank \$ -
 Outstanding payments per GL ADG \$ -
 Variance per ADG Bank Reconciliation \$ -
 Outstanding items to be posted by staff \$ -
Difference \$ **-**



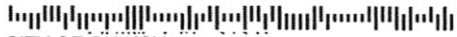
P.O. BOX 966
 CONWAY, AR 72033
 888-372-9788
 www.my100bank.com



RETURN SERVICE REQUESTED

113235-01A**000481

ACCOUNT



CITY OF QUINCY
 LAW ENFORCEMENT TRUST FUND ACCOUNT
 404 W JEFFERSON ST
 QUINCY FL 32351-2328

10/31/22

*****2829

CYCLE-031

*** CHECKING *** 1506 PAN BUSINESS MM
 ACCOUNT NUMBER 0111012829
 PREVIOUS STATEMENT BALANCE AS OF 09/30/22 54,228.82
 PLUS 1 DEPOSITS AND OTHER CREDITS 29.94
 LESS 0 CHECKS AND OTHER DEBITS00
 CURRENT STATEMENT BALANCE AS OF 10/31/22 54,258.76
 NUMBER OF DAYS IN THIS STATEMENT PERIOD 31

CHECKING ACCOUNT TRANSACTIONS

DATE	DESCRIPTION	DEBITS	CREDITS
10/31	INTEREST PAYMENT		29.94

BALANCE BY DATE

DATE	BALANCE	DATE	BALANCE
09/30	54,228.82	10/31	54,258.76

PAYER FEDERAL ID NUMBER..... 71-0009885
 INTEREST PAID YEAR TO DATE..... 57.40

CHECKING ACCOUNT

ANALYZED BUS CHECKING		Images	0
Account Number	XXXXXX3401	Statement Dates	10/03/22 thru 10/31/22
Previous Balance	49,877.97	Days in this Statement Period	29
Deposits/Credits	.00	Avg Ledger Balance	49,877.97
Checks/Debits	.00	Avg Collected Balance	49,877.97
Service Charges	.00		
Interest Paid	.00		
Ending Balance	49,877.97	2022 Interest Paid	4.18

Bank Statement Balance, 10/31/2022	\$ 49,877.97
Deposit in Transit	
Outstanding AP Transaction	
Outstanding Checks	

Reconciled Balance, 10/31/2022	\$ 49,877.97
---------------------------------------	---------------------

General Ledger Balance, 10/31/2022	\$ 49,877.97
Interest income	
Account analysis charge	

General Ledger Balance 10/31/2022	\$ 49,877.97
--	---------------------

Difference	\$ -
-------------------	-------------

PROOF OF BANK RECONCILIATION WITH ADG

Sum of the outstanding items per bank	\$ -
Outstanding payments per GL ADG	\$ -
Variance per ADG Bank Reconciliation	
Outstanding items to be posted by staff	\$ -
Difference	\$ -



e | statement

Capital City Bank OnLine

Say hello to a better way to fund your education expenses, home improvements, dream vacations and more with a Home Equity Line of Credit from Capital City Bank. Apply today or learn more at ccbq.com/equity. *Equal Housing Lender

CITY OF QUINCY
LANDFILL LONG-TERM CARE ESCROW
404 W JEFFERSON ST
QUINCY FL 32351-2328

Date 10/31/22
Primary Account

Page 1
XXXXXXX3401

CHECKING ACCOUNT

ANALYZED BUS CHECKING		Images	0
Account Number	XXXXXXXX3401	Statement Dates	10/03/22 thru 10/31/22
Previous Balance	49,877.97	Days in this Statement Period	29
Deposits/Credits	.00	Avg Ledger Balance	49,877.97
Checks/Debits	.00	Avg Collected Balance	49,877.97
Service Charges	.00		
Interest Paid	.00		
Ending Balance	49,877.97	2022 Interest Paid	4.18

DAILY BALANCE INFORMATION

Date	Balance
10/03	49,877.97

-----END OF STATEMENT-----



e | statement

Capital City Bank OnLine

Zelle lets you skip the ATM. Send money directly to enrolled family and friends from your online banking or CCBMobile App. Enroll today and find out more at ccbq.com/zelle. Terms and conditions apply.

CITY OF QUINCY
WW 200110 LOAN RESERVE
404 W JEFFERSON ST
QUINCY FL 32351-2328

Date 9/30/22
Primary Account

Page 1
XXXXXXXX3611

SAVINGS ACCOUNT

Everyday Savings for Business		Statement Dates	7/01/22 thru 10/02/22
Account Number	XXXXXXXX3611	Days in this Statement Period	94
Previous Balance	138.05	Avg Ledger Balance	132.05
Deposits/Credits	.00	Avg Collected Balance	132.05
Checks/Debits	.00		
Service Charge	9.00		
Interest Paid	.00		
Ending Balance	129.05		

CREDITS AND DEBITS

Date	Description	Amount
7/29	SERVICE CHARGE	3.00-
8/31	SERVICE CHARGE	3.00-
9/30	SERVICE CHARGE	3.00-

DAILY BALANCE INFORMATION

Date	Balance	Date	Balance
7/01	138.05	8/31	132.05
7/29	135.05	9/30	129.05



e | statement

Capital City Bank OnLine

CITY OF QUINCY
WW 200110 LOAN RESERVE
404 W JEFFERSON ST
QUINCY FL 32351-2328

Date 9/30/22
Primary Account

Page 2
XXXXXXXX3611

Everyday Savings for Business

XXXXXXXX3611 (Continued)

-----END OF STATEMENT-----

SAVINGS ACCOUNT

REGULAR SAVINGS BUSINESS			
Account Number	XXXXXXX3920	Statement Dates	7/01/22 thru 10/02/22
Previous Balance	2,001,446.52	Days in this Statement Period	94
Deposits/Credits	.00	Avg Ledger Balance	2,001,446.52
Checks/Debits	.00	Avg Collected Balance	2,001,446.52
Service Charge	.00	Interest Earned	257.74
Interest Paid	257.74	Annual Percentage Yield Earned	0.05%
Ending Balance	2,001,704.26	2022 Interest Paid	753.93

Bank Statement Balance, 10/31/2022 **\$ 2,001,704.26**

Deposit in Transit - CRCPT
 Point and pay in Transit Deposits in Transit
 O/S AP Transactions
 outstanding checks

Reconciled Balance, 10/31/2022 **\$ 2,001,704.26**

General Ledger Balance, 10/31/2022 **\$ 2,001,704.26**

Interest income
 Interest income
 Account analysis charge

General Ledger Balance 10/31/2022 **\$ 2,001,704.26**

Difference **\$ -**



e | statement

Capital City Bank OnLine

Zelle lets you skip the ATM. Send money directly to enrolled family and friends from your online banking or CCBMobile App. Enroll today and find out more at ccbg.com/zelle. Terms and conditions apply.

CITY OF QUINCY
UTILITY DEPOSIT ACCOUNT
404 W JEFFERSON ST
QUINCY FL 32351-2328

Date 9/30/22
Primary Account

Page 1
xxxxxxx3920

SAVINGS ACCOUNT

REGULAR SAVINGS BUSINESS			
Account Number	xxxxxxx3920	Statement Dates	7/01/22 thru 10/02/22
Previous Balance	2,001,446.52	Days in this Statement Period	94
Deposits/Credits	.00	Avg Ledger Balance	2,001,446.52
Checks/Debits	.00	Avg Collected Balance	2,001,446.52
Service Charge	.00	Interest Earned	257.74
Interest Paid	257.74	Annual Percentage Yield Earned	0.05%
Ending Balance	2,001,704.26	2022 Interest Paid	753.93

CREDITS AND DEBITS

Date	Description	Amount
10/02	INTEREST DEPOSIT	257.74

DAILY BALANCE INFORMATION

Date	Balance	Date	Balance
7/01	2,001,446.52	10/02	2,001,704.26



e | statement

Capital City Bank OnLine

CITY OF QUINCY
UTILITY DEPOSIT ACCOUNT
404 W JEFFERSON ST
QUINCY FL 32351-2328

Date 9/30/22
Primary Account

Page 2
XXXXXXX3920

REGULAR SAVINGS BUSINESS

XXXXXXX3920 (Continued)

INTEREST RATE SUMMARY

Date	Interest Rate
6/30	0.050000%

-----END OF STATEMENT-----

CHECKING ACCOUNT

PREMIUM BUSINESS CHECKING		Images	0
Account Number	XXXXXX4801	Statement Dates	10/03/22 thru 10/31/22
Previous Balance	6,776.03	Days in this Statement Period	29
1 Deposits/Credits	122.25	Avg Ledger Balance	6,696.23
3 Checks/Debits	253.85	Avg Collected Balance	6,696.23
Service Charges	.00		
Interest Paid	.00		
Ending Balance	6,644.43		

Bank Statement Balance, 10/31/2022 \$ **6,644.43**

Reconciled Balance, 10/31/2022 \$ **6,644.43**

General Ledger Balance, 10/31/2022 \$ **6,644.43**

Interest income

Account analysis charge

\$ **6,644.43**

Difference

\$ **-**



e | statement

Capital City Bank OnLine

Say hello to a better way to fund your education expenses, home improvements, dream vacations and more with a Home Equity Line of Credit from Capital City Bank. Apply today or learn more at ccb.com/equity. *Equal Housing Lender

CITY OF QUINCY
QUINCY BEND ACCOUNT
404 W JEFFERSON ST
QUINCY FL 32351-2328

Date 10/31/22
Primary Account

Page 1
XXXXXXX4801

CHECKING ACCOUNT

PREMIUM BUSINESS CHECKING	Images	0
Account Number XXXXXX4801	Statement Dates	10/03/22 thru 10/31/22
Previous Balance 6,776.03	Days in this Statement Period	29
1 Deposits/Credits 122.25	Avg Ledger Balance	6,696.23
3 Checks/Debits 253.85	Avg Collected Balance	6,696.23
Service Charges .00		
Interest Paid .00		
Ending Balance 6,644.43		

DEPOSITS AND OTHER CREDITS

Date	Description	Amount
10/17	CITY OF QUINCY A/P PAYMTCTX ISA*00*0000000000*00*000000000 0*ZZ*CITY OF QUINCY*ZZ*VENDOR PAYMENTS*221017*1334*U*00200*0	122.25

OTHER DEBITS

Date	Description	Amount
10/04	WAGEWORKS FSA RECEIVABLECCD INV4268131	113.85-



e | statement

Capital City Bank OnLine

CITY OF QUINCY
QUINCY BEND ACCOUNT
404 W JEFFERSON ST
QUINCY FL 32351-2328

Date 10/31/22
Primary Account

Page 2
XXXXXXX4801

PREMIUM BUSINESS CHECKING

XXXXXXX4801 (Continued)

OTHER DEBITS

Date	Description		Amount
10/24	WAGWORKS INV4240778	RECEIVABLECCD	100.00-
10/28	WAGWORKS FSA INV4360733	RECEIVABLECCD	40.00-

DAILY BALANCE INFORMATION

Date	Balance	Date	Balance	Date	Balance
10/03	6,776.03	10/17	6,784.43	10/28	6,644.43
10/04	6,662.18	10/24	6,684.43		

-----END OF STATEMENT-----

CHECKING ACCOUNT

EVERYDAY CHECKING FOR BUSINESS		Images	0
Account Number	XXXXXX6051	Statement Dates	10/03/22 thru 10/31/22
Previous Balance	16,726.55	Days in this Statement Period	29
Deposits/Credits	.00	Avg Ledger Balance	16,726.55
Checks/Debits	.00	Avg Collected Balance	16,726.55
Service Charges	.00		
Interest Paid	.00		
Ending Balance	16,726.55		

Bank Statement Balance, 10/31/2022 **\$ 16,726.55**
 outstanding checks

Reconciled Balance, 10/31/2022 **\$ 16,726.55**

General Ledger Balance, 10/31/2022 **\$ 16,726.55**
 Interest income
 Account analysis charge

General Ledger Balance 10/31/2022 **\$ 16,726.55**

Difference **\$ -**

PROOF OF BANK RECONCILIATION WITH ADG

Sum of the outstanding items per bank	\$	-
Outstanding payments per GL ADG	\$	-
Variance per ADG Bank Reconciliation		
Outstanding items to be posted by staff	\$	-
Difference	<u><u>\$</u></u>	<u><u>-</u></u>



e | statement

Capital City Bank OnLine

Say hello to a better way to fund your education expenses, home improvements, dream vacations and more with a Home Equity Line of Credit from Capital City Bank. Apply today or learn more at ccbq.com/equity. *Equal Housing Lender

CITY OF QUINCY
HURRICANE MICHAEL FEE ACCOUNT
404 W JEFFERSON ST
QUINCY FL 32351-2328

Date 10/31/22
Primary Account

Page 1
XXXXXXXX6051

CHECKING ACCOUNT

EVERYDAY CHECKING FOR BUSINESS		Images	0
Account Number	XXXXXXXX6051	Statement Dates	10/03/22 thru 10/31/22
Previous Balance	16,726.55	Days in this Statement Period	29
Deposits/Credits	.00	Avg Ledger Balance	16,726.55
Checks/Debits	.00	Avg Collected Balance	16,726.55
Service Charges	.00		
Interest Paid	.00		
Ending Balance	16,726.55		

DAILY BALANCE INFORMATION

Date	Balance
10/03	16,726.55

-----END OF STATEMENT-----



e | statement

Capital City Bank OnLine

Say hello to a better way to fund your education expenses, home improvements, dream vacations and more with a Home Equity Line of Credit from Capital City Bank. Apply today or learn more at ccbq.com/equity. *Equal Housing Lender

CITY OF QUINCY
STATE DEP LOAN REPAYMENT RESERVE
404 W JEFFERSON ST
QUINCY FL 32351-2328

Date 10/31/22
Primary Account

Page 1
XXXXXXXX6701

CHECKING ACCOUNT

SUPERNOW		Images	0
Account Number	XXXXXXXX6701	Statement Dates	10/03/22 thru 10/31/22
Previous Balance	200,019.13	Days in this Statement Period	29
1 Deposits/Credits	20,813.63	Avg Ledger Balance	207,902.08
1 checks/Debits	20,832.76	Avg Collected Balance	207,902.08
Service Charges	.00	Interest Earned	16.52
Interest Paid	16.52	Annual Percentage Yield Earned	0.10%
Ending Balance	200,016.52	2022 Interest Paid	128.00

DEPOSITS AND OTHER CREDITS

Date	Description	Amount
10/03	TRSF TO CHECKING XX6701 FUNDS	20,813.63
	TRANSFER VIA ONLINE	
10/31	INTEREST DEPOSIT	16.52

OTHER DEBITS

Date	Description	Amount
10/14	TRSF TO CHECKING XX6401 DEBT S	20,832.76-
	ERVICE TRANSFER	



e | statement

Capital City Bank OnLine

CITY OF QUINCY
STATE DEP LOAN REPAYMENT RESERVE
404 W JEFFERSON ST
QUINCY FL 32351-2328

Date 10/31/22
Primary Account

Page 2
XXXXXXX6701

SUPERNOW

XXXXXXX6701 (Continued)

DAILY BALANCE INFORMATION

Date	Balance	Date	Balance	Date	Balance
10/03	220,832.76	10/14	200,000.00	10/31	200,016.52

INTEREST RATE SUMMARY

Date	Rate
10/02	0.100000%

-----END OF STATEMENT-----

CHECKING ACCOUNT

SUPERNOW		Images	0
Account Number	XXXXXX6702	Statement Dates	10/03/22 thru 10/31/22
Previous Balance	393,338.80	Days in this Statement Period	29
1 Deposits/Credits	21,419.77	Avg Ledger Balance	207,761.33
1 Checks/Debits	333,495.54	Avg Collected Balance	207,761.33
Service Charges	.00	Interest Earned	16.51
Interest Paid	16.51	Annual Percentage Yield Earned	0.10%
Ending Balance	81,279.54	2022 Interest Paid	185.96

Bank Statement Balance, 10/31/2022 \$ **81,279.54**

Reconciled Balance, 10/31/2022 \$ **81,279.54**

General Ledger Balance, 10/31/2022 \$ **81,279.54**
Interest Income \$ -
Account Analysis Charge

General Ledger Balance 10/31/2022 \$ **81,279.54**

Difference \$ **-**



e | statement

Capital City Bank OnLine

Say hello to a better way to fund your education expenses, home improvements, dream vacations and more with a Home Equity Line of Credit from Capital City Bank. Apply today or learn more at ccbg.com/equity. *Equal Housing Lender

CITY OF QUINCY
DRINKING WATER LOAN REPAYMENT
RESERVE ACCOUNT
404 W JEFFERSON ST
QUINCY FL 32351-2328

Date 10/31/22
Primary Account

Page 1
XXXXXXXX6702

CHECKING ACCOUNT

SUPERNOW		Images	0
Account Number	XXXXXXXX6702	Statement Dates	10/03/22 thru 10/31/22
Previous Balance	393,338.80	Days in this Statement Period	29
1 Deposits/Credits	21,419.77	Avg Ledger Balance	207,761.33
1 Checks/Debits	333,495.54	Avg Collected Balance	207,761.33
Service Charges	.00	Interest Earned	16.51
Interest Paid	16.51	Annual Percentage Yield Earned	0.10%
Ending Balance	81,279.54	2022 Interest Paid	185.96

DEPOSITS AND OTHER CREDITS

Date	Description	Amount
10/03	TRSF TO CHECKING XX6702 FUNDS	21,419.77
10/31	TRANSFER VIA ONLINE	
	INTEREST DEPOSIT	16.51

OTHER DEBITS

Date	Description	Amount
10/14	TRSF TO CHECKING XX6401 DEBT S	333,495.54-
	ERVICE TRANSFER	



e | statement

Capital City Bank OnLine

CITY OF QUINCY
DRINKING WATER LOAN REPAYMENT
RESERVE ACCOUNT
404 W JEFFERSON ST
QUINCY FL 32351-2328

Date 10/31/22
Primary Account

Page 2
xxxxxxx6702

SUPERNOW

xxxxxxx6702 (Continued)

DAILY BALANCE INFORMATION

Date	Balance	Date	Balance	Date	Balance
10/03	414,758.57	10/14	81,263.03	10/31	81,279.54

INTEREST RATE SUMMARY

Date	Rate
10/02	0.100000%

-----END OF STATEMENT-----

