



NOTICE OF EXECUTIVE SESSION

February 14, 2023, at 5:30 pm

NOTICE OF EXECUTIVE SESSION

Notice is hereby given that the Quincy City Commission will meet in Executive Session at 5:30 pm on Tuesday, February 14, 2023, at Quincy City Hall in the City Commission Chambers to discuss court-ordered mediation in the recall and sunshine cases. This is a closed-session meeting for Commission Members and Staff only.

Should you have any questions please call the City of Quincy at 850-618-1884.



City Hall

404 West Jefferson Street
Quincy, Florida 32351

www.myquincy.net

Regular City Commission Meeting

Tuesday, February 14, 2023
6:00 PM

City Hall Commission Chamber

City Commissioners

Mayor Keith Dowdell – District I
Mayor Pro Tem Anessa Canidate – District V
Commissioner Angela G. Sapp – District II
Commissioner Ronte R. Harris – District III
Commissioner Frieda Bass-Prieto – District IV

"An All-American City in the Heart of Florida's Future"



City Commission Meeting
Tuesday, February 14, 2023

6: 00 PM

City Hall

Commission Chamber

AGENDA

Call to Order

Invocation

Rev. Charles Morris Pastor of New Bethel AME Church, Quincy, FL

Pledge of Allegiance

Musical Selection

Ayonna Charese, "Lift Every Voice and Sing"

Poem

Joanne Kimble

Roll Call

Approval of Agenda

Proclamation

Mayor's Proclamation Honoring Black History Month

- Mayor Keith Dowdell

Special Presentation

Beth Cicchetti, Gadsden County Development Council

Items for Consent by the Commission

1. Approval of January 24, 2023, Regular Commission Meeting Minutes
 - Janice Shackelford Clemons, City Clerk

2. Approval of October 2022, November 2022, and December 2022 Financial Reports
 - Robert Nixon, City Manager
 - Marcia Carty, Finance Director

COMMENTS FROM THE AUDIENCE

Public Hearings and Ordinances as Scheduled or Agendaed

Public Opportunity to Speak on Commission Propositions – (Pursuant to Sec. 286.0114, Florida Statute and subject to the limitations of Sec. 286.0114(3)(a), Florida Statute)

Resolutions

3. Resolution 1436-2023 – Request for the Temporary Road Closure for the 2023 Black Heritage Parade
 - Robert Nixon, City Manager
 - Timothy Ashley, Police Chief

Reports, Requests, and Communications by the City Manager and Commissioners

4. Resurfacing of B.W. Roberts and McArthur
 - Robert Nixon, City Manager
 - Reggie Bell, Public Works Director

5. Update on Plan to Complete the Fiber Optic Repairs
 - Robert Nixon, City Manager
 - Richard Ash, Utilities Director

6. Approval of the City's Lobbyist and Contract
 - Robert Nixon, City Manager

- Juanita Brunson, Purchasing Agent

Reports by Boards and Committees

Other Items Requested to be Agendaed by Commission Member(s), the City Manager and Other City Officials

Comments

- City Manager
- City Clerk
- City Attorney
- Commission Members

Adjournment

Title XIX: PUBLIC BUSINESS - Chapter 286 - PUBLIC BUSINESS: MISCELLANEOUS PROVISIONS -
SECTION 0105 - Notices of meetings and hearings must advise that a record is required to appeal.

286.0105 - Notices of meetings and hearings must advise that a record is required to appeal. Each board, commission, or agency of this state or of any political subdivision thereof shall include in the notice of any meeting or hearing if notice of the meeting or hearing is required, of such board, commission, or agency, conspicuously on such notice, the advice that, if a person decides to appeal any decision made by the board, agency, or commission with respect to any matter considered at such meeting or hearing.

**MAYOR'S
PROCLAMATION
HONORING BLACK
HISTORY MONTH**



MAYOR'S PROCLAMATION HONORING BLACK HISTORY MONTH

WHEREAS, noted historian, Dr. Carter G. Woodson, announced the second week of February as "Negro History Week" in 1926 to increase public awareness and appreciation of the important role that African Americans have played in shaping America's history; and

WHEREAS, the United States government officially recognized Negro History Week in 1976 as part of the E.S. Bicentennial, expanding it to Black History Month; and

WHEREAS, America is a melting pot of cultures and ethnicities; all part of the "Land of the Free." Black History Month fosters cultural awareness and understanding while encouraging education about contributions made by Americans of color; and

WHEREAS, the omission of much of the history and contributions of African-Americans from textbooks and other literature has impeded awareness and appreciation; and

WHEREAS, the celebration of Black History Month is a positive way of recognizing the culture and history of African Americans as vital to the core beliefs and values of this society; and

WHEREAS, the contributions of African Americans have been necessary to the growth and development of the City of Quincy.

NOW, THEREFORE, BE IT PROCLAIMED that I, **Keith A. Dowdell, Mayor of the City of Quincy, Florida**, along with my colleagues of the City of Quincy Commission, Mayor Pro Tem Anessa Canidate, District 5; Commissioner Angela Grant Sapp, District 2; Commissioner Ronte Harris, District 3; and Commissioner Frieda Bass Prieto, District 4, and all of the citizens of the City of Quincy, do hereby proclaim and observe February 2023 as Black History Month and encourage the local citizenry to participate in activities that foster awareness and appreciation of African Americans' contributions to shaping the history of the City of Quincy.



Dated this 14th day of February 2023

KEITH A. DOWDELL
Mayor

Robert Nixon, City Manager

Janice Shackelford Clemons, City Clerk

SPECIAL PRESENTATION
BETH CICCHETTI
GADSDEN COUNTY
DEVELOPMENT COUNCIL

ITEMS FOR CONSENT

JANUARY 24, 2023
REGULAR
COMMISSION
MEETING MINUTES

CITY COMMISSION
Tuesday, January 24, 2023
6:00 P.M. (Eastern)

REGULAR MEETING
QUINCY, FLORIDA 32351

CITY COMMISSION REGULAR MEETING MINUTES

The City of Quincy City Commission met in a regular in-person meeting on Tuesday, January 24, 2023, with **Mayor Keith Dowdell** opening the meeting up and the following Commissioners present:

Mayor Pro Tem Anessa Canidate – Late
Commissioner Angela G. Sapp
Commissioner Ronte R. Harris
Commissioner Freida Bass-Prieto – Absent

City Staff and Guests:

Robert Nixon, City Manager – appeared via zoom.
Gary Roberts, City Attorney
Janice Shackelford Clemons, City Clerk
Marcia Carty, Finance Director
Stacey Hannigon, HR, and Risk Management Director
DeCody Fagg, Parks, and Recreation Director
Richard Ash, Utility Director
Anthony Baker, Fire Chief
Timothy Ashley, Police Chief
DeCody Fagg, Parks, and Recreation Director
Jim Southerland Sr., WQTN-13 Administrator

The regular in-person meeting was recorded and held in accordance with Florida Sunshine Law. (Note: Digital formatted documents/media are public records.)

Called to Order

Mayor Dowdell called the Regular Commission meeting to order at 6:00 pm. An invocation was provided by Jessica Muse, Pastor of St. James AME Church, Quincy, FL, followed by the pledge of allegiance. Mayor Dowdell requested a roll call.

Commissioner Sapp offered a motion to excuse Mayor Pro Tem Canidate and Commissioner Bass-Prieto from the meeting.

Commissioner Harris seconded the motion.

Commissioner	Vote
Mayor Dowdell	Yes
Mayor Pro Tem Canidate	Absent
Commissioner Sapp	Yes
Commissioner Harris	Yes

Commissioner Bass-Prieto	Absent
--------------------------	--------

The Motion Carried 3 to 0.

Approval of Agenda

Commissioner Sapp offered a motion to approve the agenda as printed.

Commissioner Harris seconded the motion.

Commissioner	Vote
Mayor Dowdell	Yes
Mayor Pro Tem Candidate	Absent
Commissioner Sapp	Yes
Commissioner Harris	Yes
Commissioner Bass-Prieto	Absent

The Motion Carried 3 to 0.

Proclamations

None

Special Presentation

None

Items for Consent by the Commission

1. Approval of January 24, 2023, Regular Meeting Minutes
 - Janice Shackelford-Clemons, City Clerk

Summary of the Discussion by Staff and the Commission

Commissioner Sapp offered a motion to approve the item for consent.

Commissioner Harris seconded the motion.

Commissioner	Vote
Mayor Dowdell	Yes
Mayor Pro Tem Candidate	Absent
Commissioner Sapp	Yes
Commissioner Harris	Yes
Commissioner Bass-Prieto	Absent

The Motion Carried 3 to 0.

COMMENTS FROM THE AUDIENCE

Mario Theodore, a resident of Calhoun Street, made the following comments:

- Stated that there is a ditch covered by red clay in front of his home, from the installation of fiber wiring.
- Asked when and if that section will be paved.

Public Works Director Bell stated that repairs will be made to the road.

Public Hearings and Ordinances as Scheduled or Agendaed

None

Public Opportunity to Speak on Commission Propositions - (Pursuant to Sec. 286.0114, Fla. Stat. and subject to the limitations of Sec. 286.0114(3)(a), Fla. Stat)

None

Resolutions

2. Resolution 1437- 2023 – Intent to Apply for FDOT Municipal Small County Outreach Program (M-SCOP) Grant Funding
 - Robert Nixon, City Manager
 - Reggie Bell, Public Works Director

Summary of the Discussion by Staff and the Commission

Public Works Director Bell stated that this agenda item seeks to authorize the mayor and city manager to apply for financial assistance from the Florida Department of Transportation (FDOT) for a Municipal Small County Outreach Program (M-SCOP) grant.

Public Works Director Bell stated that the city had been awarded five M-SCOP grant projects.

Public Works Director Bell stated that the city was denied funding last year when applying for the same funding.

Public Works Director Bell stated that the department would like to apply for funding again.

Mayor Dowdell questioned the last time a street was paved in District 1.

Public Works Director Bell reminded Mayor Dowdell that several roads had been resurfaced in District 1.

Public Works Director Bell stated that District 3 had not gotten any street paving last fiscal year.

Commissioner Sapp stated that it is an excellent idea to apply again for funding.

Commissioner Sapp pointed out that everyone deserves to drive on paved streets.

Commissioner Sapp stated how delighted she is with the continuation of street paving.

Commissioner Sapp offered a motion to approve Resolution 1437-2023 authorizing the Mayor and City Manager to apply for financial assistance from the Florida Department of Transportation for the M-SCOP grant.

Mayor Dowdell seconded the motion.

Commissioner	Vote
Mayor Dowdell	Yes
Mayor Pro Tem Candidate	Yes
Commissioner Sapp	Yes
Commissioner Harris	Yes
Commissioner Bass-Prieto	Absent

The Motion Carried 4 to 0.

Reports, Requests, and Communications by the City Manager

None

Reports by Boards and Committees

None

Other Items Requested to Be Agendaed by Commission Member(s), the City Manager, and Other City Officials

None

Comments

Comments made by Utilities Director, Richard Ash on behalf of City Manager, Robert Nixon

- Stated that there were a couple of leaks that had been repaired.
- Announced that the Legislative priorities workshop is scheduled for Thursday, January 26, 2023, at 5 pm.
- Stated that the 2023 Florida League of Cities Legislative Action Days will be held April 3-5, 2023, in Tallahassee. If you are a first-time attendee to Legislative Action Days, don't miss the "Know Before You Go Session" on Monday, April 3, 2023, from 5:15 p.m.- 5:45 p.m. ET at Sitting Hall. The cost to attend Legislative Action Days is \$50.00. Watch your inbox for a registration announcement or visit flcities.com to register online or contact the city clerk, if interested.

- Announced the cancellation and rescheduling of the economic development tour scheduled for Friday, January 27, 2023.
- Stated that the banking services workshop was rescheduled for Tuesday, February 7, 2023.
- Stated that the Leadership Prayer Breakfast tickets are available and will be distributed when we gather on Saturday morning at the civic center. The clerk will send out an email reminder.

Commission

City Clerk, Janice Shackelford Clemons

- No comments

City Attorney, Gary Roberts

- Announced that mediation is scheduled for February 20, 2023, on all pending litigation on the recall and other related matters.
- Announced an executive session to discuss all pending litigation on the recall and other related matters.
- Stated that Judge Frank ordered all lawyers and clients to attend the case management hearing.

Commissioner Sapp

- Thanked the city clerk and city manager for the string of notifications and cancelations of various workshops.
- Will see the city clerk regarding prayer breakfast.
- Thanked the departments for all being done in District 2.
- Noted that Dollar General has begun renovations and clean-up efforts.

Commissioner Bass-Prieto

- Absent

Commissioner Harris

- Wished everyone a Happy New Year
- Expressed kudos to the city manager and staff on Saturday's workshop.
- Stated that the workshop discussions were meaningful.
- Looking forward to continued discussions.
- Thanked the utility department for responding to the water break on Betlinet Dr.
- Stated that he feels compelled to continue pushing the city forward on how it responds to citizens.
- Provided a list of items he would like to see completed within 30 days.
 1. Online employment application
 2. Online renewal of business license

3. Online service calls
4. Online customer service request

Mayor Pro Tem Canidate

- Requested the status of Flagler Street.

Public Works Director Bell stated that the work had been completed.

Public Works Director Bell stated that he's still waiting to receive the invoices.

- Stated how excited she is to know that the work on Flagler Street is completed.

Mayor Dowdell

- Requested the status of the ditch in District 1.

Public Works Director Bell stated that he's working on obtaining the necessary signatures from the residents.

The adjournment was motioned by Commissioner Sapp and seconded by Mayor Dowdell at 6:28 pm.

Please Note: The City Commission places the official copies of Commission Meeting Minutes on file with the City Clerk's Office upon approval.

Submitted by Janice Shackelford Clemons, City Clerk

APPROVED:

Keith A. Dowdell, Mayor, and
Presiding Officer of the City
Commission and of the City of
Quincy, Florida

ATTEST:

Janice Shackelford Clemons, City Clerk per
Clerk of the of Quincy, Florida
Clerk of the City Commission thereof

OCTOBER 2022 FINANCIAL REPORT

**CITY OF QUINCY, FL FINANCIAL STATEMENTS
FOR THE ONE MONTH ENDED OCTOBER 31, 2022**



**FINANCIAL
REPORTS**

Presented November 28, 2022

ABSTRACT

The City of Quincy is following the path of financial prudence to ensure the effective usage and management of the available assets and resources to meet the goals and objectives of the City's Commissioners and City Management. The attached financial statements and reports tell the story and highlight the path the City is following...

Marcia Canty, MS, CPA
Finance Director

OVERVIEW OF THE FINANCIAL REPORTS

**SUMMARY REPORT OF REVENUES AND EXPENSES
FOR THE ONE MONTH ENDED OCTOBER 31, 2022**

CITY-WIDE OPERATING REVENUES & EXPENSES
AS OF OCTOBER 31, 2022

STATEMENT OF OPERATING REVENUES
AS OF OCTOBER 31, 2022

CITY OF QUINCY, FL
STATEMENT OF OPERATING REVENUES FOR THE ONE MONTH ENDED OCTOBER 31, 2022

ACCOUNT #	ACCOUNT DESCRIPTION	APPROVED BUDGET 2023	MONTHS_YTD 2023	OVER_(UNDER) APPROVED_BUDGET	YTD_%	PRIOR_YTD 2022	PRIOR_YTD % 2022
	WATER						
404-343-10000	SALES	\$1,699,030	\$135,398	\$1,563,632	8%	\$136,261	7%
404-343-15000	INTERDEPARTMENTAL SALES	\$78,388	\$5,333	\$73,055	7%	\$6,162	7%
404-343-16000	CONNECTIONS	\$29,550	\$827	\$28,723	3%	\$2,112	9%
404-343-17000	FORFEITED DISCOUNTS-PENALTIES	\$30,896	\$1,894	\$29,002	6%	\$1,945	8%
404-343-27000	MISCELLANEOUS CHARGES	\$24,134	\$0	\$24,134	0%	\$0	0%
404-343-30000	WATER SURCHARGE O/S	\$93,879	\$7,847	\$86,032	8%	\$6,330	6%
404-361-10000	INTEREST REVENUE	\$1,156	\$946	\$210	82%	\$95	5%
404-369-90000	Miscellaneous Reveune	\$62	\$0	\$62	0%	\$0	0%
	TOTAL WATER REV	\$1,957,095	\$152,245	\$1,804,849	8%	\$152,905	6%
	GAS						
405-343-10000	GAS SALES	\$1,836,740	\$91,448	\$1,745,292	5%	\$101,357	7%
405-343-15000	GAS INTERDEPARTMENTAL SALES	\$9,299	\$424	\$8,875	5%	\$148	2%
405-343-16000	GAS CONNECTIONS	\$3,639	\$388	\$3,252	11%	\$1,275	12%
405-343-17000	GAS FORFEITED DISCS-PENALTIES	\$31,963	\$743	\$31,220	2%	\$1,884	7%
405-343-27000	GAS OTHER CHARGES	\$0	\$0	\$0	0%	-\$192	29-%
405-361-10000	INTEREST REVENUE	\$80	\$77	\$3	96%	\$9	6%
405-369-90000	MISCELLANEOUS REVENUE	\$148,135	\$21,553	\$126,583	15%	\$0	0%
	TOTAL GAS REV	\$2,029,856	\$114,633	\$1,915,224	6%	\$104,481	5%
	REFUSE						
406-343-11000	RESIDENTIAL SALES	\$780,913	\$61,606	\$719,307	8%	\$61,458	8%
406-343-12000	COMMERCIAL SALES	\$547,487	\$46,807	\$500,680	9%	\$44,638	8%
406-343-15000	YARD TRASH COLLECTION	\$150,283	\$11,909	\$138,374	8%	\$11,936	8%
406-343-17000	FORFEITED DISCOUNTS-PENALTIES	\$20,000	\$1,547	\$18,453	8%	\$1,449	8%
	TOTAL REFUSE REV	\$1,498,683	\$121,869	\$1,376,815	8%	\$119,481	8%

STATEMENT OF OPERATING EXPENSES
AS OF OCTOBER 31, 2022

CITY OF QUINCY, FL
STATEMENT OF OPERATING EXPENSES FOR THE ONE MONTH ENDED OCTOBER 31, 2022

G/L_ACCT #	ACCOUNT DESCRIPTION	2023 BUDGET	2023 YTD	(OVER) UNDER	YTD_%	PER_OUT _ENCUMB _RANCE	YTD 2022	YTD_% 2022
CITY ATTORNEY								
001-120-514-30341	CONTRACTUAL SERVICES	\$300,000	\$15,000	\$285,000	5.0 %	\$0	\$0	0.00 %
001-120-514-30402	TRAVEL	\$500	\$0	\$500	0.0 %	\$0	\$0	0.00 %
001-120-514-30491	OTHER OPERATING EXPENSE	\$500	\$0	\$500	0.0 %	\$0	\$0	0.00 %
001-120-514-31000	OTHER OPERATING EXP - IT SUPPO	\$0	\$0	\$0	0.0 %	\$0	\$700	8.33 %
	TOTAL CITY ATTORNEY	\$301,000	\$15,000	\$286,000	5.0-%	\$0	\$700	0.00 %
CITY CLERK								
001-130-519-10110	SALARIES & WAGES	\$50,000	\$3,121	\$46,879	6.2 %	\$0	\$3,015	5.82 %
001-130-519-10210	FICA TAXES	\$3,825	\$247	\$3,578	6.5 %	\$0	\$234	5.72 %
001-130-519-10220	RETIREMENT CONTRIBUTIONS	\$6,000	\$375	\$5,626	6.2 %	\$0	\$362	6.12 %
001-130-519-10230	LIFE & HEALTH INSURANCE	\$8,100	\$124	\$7,976	1.5 %	\$0	\$54	2.52 %
001-130-519-30341	CONTRACTUAL SERVICES	\$2,500	\$0	\$2,500	0.0 %	\$0	\$0	0.00 %
001-130-519-30343	PROFESSIONAL SERVICES	\$3,000	\$0	\$3,000	0.0 %	\$0	\$175	8.27 %
001-130-519-30402	TRAVEL EXPENSE	\$1,000	\$0	\$1,000	0.0 %	\$0	\$0	0.00 %
001-130-519-30410	TELEPHONE	\$5,500	\$651	\$4,849	11.8 %	\$0	\$283	4.42 %
001-130-519-30461	REPAIR & MAINT - OFFICE EQUIPM	\$2,000	\$0	\$2,000	0.0 %	\$0	\$0	0.00 %
001-130-519-30491	OTHER OPERATING EXPENSE	\$2,000	\$93	\$1,907	4.6 %	\$0	\$965	34.98 %
001-130-519-30493	TRAINING	\$600	\$0	\$600	0.0 %	\$0	\$0	0.00 %
001-130-519-30500	LEGAL ADS AND RECORDING FEES	\$5,000	\$0	\$5,000	0.0 %	\$0	\$0	0.00 %
001-130-519-30511	OFFICE SUPPLIES-GENERAL	\$600	\$0	\$600	0.0 %	\$0	\$190	26.40 %
001-130-519-31000	OTHER OPERATING EXP - IT SUPPO	\$5,000	\$417	\$4,583	8.3 %	\$0	\$417	8.33 %
	TOTAL CITY CLERK	\$95,125	\$5,028	\$90,099	5.0-%	\$0	\$5,695	7.00-%
NON-DEPARTMENTAL								
001-001-519-10272	INVESTMENT EXPENSE	\$1,020	\$0	\$1,020	0.0 %	\$0	\$0	0.00 %
001-001-519-30320	ACCOUNTING & AUDITING SERVICES	\$35,357	\$0	\$35,357	0.0 %	\$0	\$0	0.00 %
001-001-519-30341	CONTRACTUAL SERVICES	\$30,000	\$0	\$30,000	0.0 %	\$0	\$0	0.00 %
001-001-519-30342	RECORDING OF THE COMMISSION MT	\$43,500	\$0	\$43,500	0.0 %	\$0	\$3,500	8.04 %
001-001-519-30343	PROFESSIONAL SERVICES	\$3,178	\$0	\$3,178	0.0 %	\$0	\$0	0.00 %
001-001-519-30391	RESERVES - FUNDING OF RESTRICT	\$400	\$0	\$400	0.0 %	\$0	\$0	0.00 %
001-001-519-30410	TELEPHONE	\$1,924	\$366	\$1,558	19.0 %	\$0	\$0	0.00 %
001-001-519-30440	SUMMER YOUTH WORK PROGRAM	\$24,000	\$0	\$24,000	0.0 %	\$0	\$0	0.00 %
001-001-519-30451	INSURANCE	\$575,000	\$121,018	\$453,982	21.0 %	\$0	\$83,517	16.47 %
001-001-519-30465	COPIER PAYMENT	\$1,898	\$150	\$1,748	7.9 %	\$0	\$169	8.67 %
001-001-519-30490	INTEREST EXPENSE	\$3,083	\$0	\$3,083	0.0 %	\$0	\$0	0.00 %
001-001-519-30491	OTHER OPERATING EXPENSE	\$35,000	\$15,780	\$19,220	45.1 %	\$11,438	\$101	0.31 %

CITY OF QUINCY, FL
STATEMENT OF OPERATING EXPENSES FOR THE ONE MONTH ENDED OCTOBER 31, 2022

G/L ACCT #	ACCOUNT DESCRIPTION	2023 BUDGET	2023 YTD	(OVER) UNDER	YTD %	PER OUT ENCUMB RANCE	YTD 2022	YTD % 2022
001-271-513-30410	TELEPHONE	\$5,500	\$641	\$4,859	11.6 %	\$0	\$378	5.38 %
001-271-513-30461	REPAIR & MAINT OFFICE EQUIPMEN	\$2,500	\$0	\$2,500	0.0 %	\$0	\$0	0.00 %
001-271-513-30491	OTHER OPERATING EXPENSE	\$1,000	\$214	\$786	21.4 %	\$0	\$0	0.00 %
001-271-513-30493	TRAINING	\$2,500	\$0	\$2,500	0.0 %	\$0	\$0	0.00 %
001-271-513-30511	OFFICE SUPPLIES GENERAL	\$10,000	\$0	\$10,000	0.0 %	\$0	\$662	8.25 %
001-271-513-30521	OPERATING SUPPLIES	\$1,500	\$0	\$1,500	0.0 %	\$0	\$0	0.00 %
001-271-513-31000	OTHER OPERATING EXP - IT SUPPO	\$9,500	\$792	\$8,708	8.3 %	\$0	\$700	8.33 %
	TOTAL FINANCE	\$181,433	\$7,524	\$173,910	4.0-%	\$0	\$6,658	4.00-%

GENERAL SERVICES ADM

001-276-513-10110	EXE SALARY & WAGES	\$50,000	\$4,038	\$45,962	8.1 %	\$0	\$3,878	5.74 %
001-276-513-10120	REGULAR SALARIES & WAGES	\$0	\$2,885	-\$2,885	0.0 %	\$0	\$0	0.00 %
001-276-513-10140	OVERTIME	\$3,825	\$0	\$3,825	0.0 %	\$0	\$0	0.00 %
001-276-513-10210	FICA	\$6,000	\$532	\$5,468	8.9 %	\$0	\$302	5.10 %
001-276-513-10220	RETIREMENT	\$7,850	\$831	\$7,019	10.6 %	\$0	\$465	5.40 %
001-276-513-10230	LIFE & HEALTH INSURANCE	\$8,100	\$734	\$7,366	9.1 %	\$0	\$61	2.07 %
	TOTAL GEN SERVICES ADM	\$75,775	\$9,020	\$66,755	12.0 %	\$0	\$4,706	5.00 %

LAW ENFORCEMENT ADM

001-210-521-10110	EXE SALARIES & WAGES	\$75,000	\$4,327	\$70,673	5.8 %	\$0	\$0	0.00 %
001-210-521-10120	REGULAR SALARIES & WAGES	\$253,720	\$13,241	\$240,479	5.2 %	\$0	\$7,117	3.78 %
001-210-521-10130	OTHER SALARIES & WAGES	\$1,000	\$128	\$873	12.8 %	\$0	\$0	0.00 %
001-210-521-10140	OVERTIME	\$500	\$0	\$500	0.0 %	\$0	\$0	0.00 %
001-210-521-10150	SPEC PAY-INCENTIVE,HOL,LY BUYB	\$800	\$0	\$800	0.0 %	\$0	\$0	0.00 %
001-210-521-10210	FICA TAXES	\$25,323	\$1,318	\$24,005	5.2 %	\$0	\$534	2.76 %
001-210-521-10220	RETIREMENT CONTRIBUTIONS	\$39,722	\$5,241	\$34,481	13.2 %	\$0	\$854	1.32 %
001-210-521-10230	LIFE & HEALTH INSURANCE	\$53,415	\$3,283	\$50,132	6.1 %	\$0	\$1,042	4.33 %
001-210-521-30341	CONTRACTUAL SERVICES	\$20,000	\$0	\$20,000	0.0 %	\$0	\$13,314	25.64 %
001-210-521-30402	TRAVEL EXPENSE	\$1,500	\$0	\$1,500	0.0 %	\$0	\$0	0.00 %
001-210-521-30403	GAS & DIESEL	\$7,000	\$0	\$7,000	0.0 %	\$0	\$0	0.00 %
001-210-521-30404	OIL & GREASE	\$850	\$0	\$850	0.0 %	\$0	\$0	0.00 %
001-210-521-30405	TIRES	\$110	\$0	\$110	0.0 %	\$0	\$0	0.00 %
001-210-521-30406	VEHICLE PARTS ONLY	\$250	\$0	\$250	0.0 %	\$0	\$0	0.00 %
001-210-521-30407	VEHICLE REPAIRS	\$500	\$0	\$500	0.0 %	\$0	\$0	0.00 %
001-210-521-30410	TELEPHONE	\$60,000	\$4,417	\$55,583	7.4 %	\$0	\$147	0.24 %
001-210-521-30430	UTILITIES	\$8,000	\$694	\$7,306	8.7 %	\$0	\$529	5.78 %
001-210-521-30464	REPAIRS & MAINTENANCE-RADIO	\$1,000	\$0	\$1,000	0.0 %	\$0	\$0	0.00 %

CITY OF QUINCY, FL
STATEMENT OF OPERATING EXPENSES FOR THE ONE MONTH ENDED OCTOBER 31, 2022

G/L ACCT #	ACCOUNT DESCRIPTION	2023 BUDGET	2023 YTD	(OVER) UNDER	YTD %	PER_OUT ENCUMB RANCE	YTD 2022	YTD % 2022
001-220-521-30522	OPERATING SUPPLIES - UNIFORMS	\$40,000	\$0	\$40,000	0.0 %	\$0	\$1,009	1.94 %
001-220-521-60641	OFFICE FURNITURE & EQUIPMENT	\$10,608	\$0	\$10,608	0.0 %	\$0	\$0	0.00 %
001-220-521-60642	VEHICLES	\$109,020	\$0	\$109,020	0.0 %	\$0	\$0	0.00 %
001-220-521-60644	EQUIPMENT	\$20,000	\$0	\$20,000	0.0 %	\$9,586	\$0	0.00 %
	TOTAL LAW ENFORCEMENT OPERAT	\$2,943,444	\$198,243	\$2,745,202	7.0 %	\$9,586	\$147,677	5.00-%

FIRE CONTROL ADM

001-210-522-10110	EXE SALARIES & WAGES	\$130,000	\$4,038	\$125,962	3.1 %	\$0	\$4,060	5.68 %
001-210-522-10120	REGULAR SALARIES & WAGES	\$47,000	\$2,688	\$44,312	5.7 %	\$0	\$2,868	5.44 %
001-210-522-10150	SPEC PAY-INCENTIVE,HOL,LV BUYB	\$6,000	\$150	\$5,850	2.5 %	\$0	\$39	1.97 %
001-210-522-10210	FICA TAXES	\$14,000	\$486	\$13,514	3.5 %	\$0	\$517	5.62 %
001-210-522-10220	RETIREMENT CONTRIBUTIONS	\$21,240	\$825	\$20,415	3.9 %	\$0	\$836	5.75 %
001-210-522-10230	LIFE & HEALTH INSURANCE	\$28,674	\$1,830	\$26,844	6.4 %	\$0	\$1,068	5.10 %
001-210-522-30410	TELEPHONE	\$23,923	\$1,919	\$22,004	8.0 %	\$0	\$2,081	8.64 %
001-210-522-30430	UTILITIES	\$17,100	\$1,208	\$15,892	7.1 %	\$0	\$1,419	6.85 %
001-210-522-30461	REPAIR & MAINTENANCE-OFFICE EQ	\$3,000	\$0	\$3,000	0.0 %	\$0	\$0	0.00 %
001-210-522-30463	REPAIR & MAINT.-BUILDINGS & GR	\$10,000	\$0	\$10,000	0.0 %	\$0	\$0	0.00 %
001-210-522-30464	REPAIR & MAINTENANCE-RADIO	\$7,000	\$0	\$7,000	0.0 %	\$0	\$0	0.00 %
001-210-522-30465	COPIER PAYMENT	\$1,989	\$150	\$1,839	7.6 %	\$0	\$169	8.69 %
001-210-522-30491	OTHER OPERATING EXPENSE	\$1,105	\$62	\$1,043	5.6 %	\$0	\$0	0.00 %
001-210-522-30494	FIRE PREVENTION AND EDUCATION	\$8,000	\$540	\$7,460	6.8 %	\$0	\$1,431	31.16 %
001-210-522-30511	OFFICE SUPPLIES-GENERAL	\$1,000	\$0	\$1,000	0.0 %	\$0	\$35	7.46 %
001-210-522-30521	OPERATING MATERIALS & SUPPLIES	\$2,800	\$0	\$2,800	0.0 %	\$0	\$159	5.11 %
001-210-522-30522	OPERATING SUPPLIES - UNIFORMS	\$4,000	\$64	\$3,936	1.6 %	\$0	\$75	2.03 %
001-210-522-31000	OTHER OPERATING EXP -IT SUPPOR	\$9,500	\$792	\$8,708	8.3 %	\$0	\$700	8.33 %
001-210-522-60641	OFFICE FURNITURE & EQUIPMENT	\$6,000	\$5,000	\$1,000	83.3 %	\$0	\$0	0.00 %
	TOTAL FIRE CONTROL ADM	\$342,331	\$19,752	\$322,577	6.0-%	\$0	\$15,455	6.00-%

FIRE CONTROL OPERATIONS

001-230-522-10120	REGULAR SALARIES & WAGES	\$933,164	\$51,118	\$882,046	5.5 %	\$0	\$46,224	4.92 %
001-230-522-10130	OTHER SALARIES & WAGES - P/T	\$21,300	\$0	\$21,300	0.0 %	\$0	\$0	0.00 %
001-230-522-10140	OVERTIME	\$75,000	\$7,133	\$67,867	9.5 %	\$0	\$3,877	4.29 %
001-230-522-10150	SPEC PAY-INCENTIVE,HOL,LV BUYB	\$19,780	\$1,455	\$18,325	7.4 %	\$0	\$285	1.50 %
001-230-522-10210	FICA TAXES	\$81,079	\$4,400	\$76,679	5.4 %	\$0	\$3,778	4.87 %
001-230-522-10220	RETIREMENT CONTRIBUTIONS	\$301,400	\$20,430	\$280,970	6.8 %	\$0	\$17,374	6.09 %
001-230-522-10230	LIFE & HEALTH INSURANCE	\$171,710	\$17,852	\$153,859	10.4 %	\$0	\$10,215	5.16 %
001-230-522-30345	VOLUNTEER FIREFIGHTER PROGRAM	\$25,200	\$0	\$25,200	0.0 %	\$0	\$0	0.00 %

CITY OF QUINCY, FL
STATEMENT OF OPERATING EXPENSES FOR THE ONE MONTH ENDED OCTOBER 31, 2022

G/L ACCT #	ACCOUNT DESCRIPTION	2023 BUDGET	2023 YTD	(OVER) UNDER	YTD %	PER_OUT ENCUMB RANGE	YTD 2022	YTD_% 2022
	TOTAL BUILDING & PLANNING	\$287,626	\$8,615	\$279,010	3.0%	\$0	\$9,415	3.00%
RECREATIONAL ACTIVITY								
001-310-572-10110	EXE SALARIES & WAGES	\$54,388	\$3,548	\$50,840	6.5%	\$0	\$3,043	5.29%
001-310-572-10120	REGULAR SALARIES & WAGES	\$210,300	\$8,132	\$202,168	3.9%	\$0	\$13,206	5.31%
001-310-572-10130	OTHER SALARIES & WAGES - P/T	\$63,440	\$1,682	\$61,758	2.7%	\$0	\$1,699	7.23%
001-310-572-10140	OVERTIME	\$2,490	\$0	\$2,489	0.0%	\$0	\$254	10.56%
001-310-572-10210	FICA TAXES	\$25,292	\$949	\$24,343	3.8%	\$0	\$1,358	5.69%
001-310-572-10220	RETIREMENT CONTRIBUTIONS	\$39,375	\$1,352	\$38,023	3.4%	\$0	\$1,980	6.07%
001-310-572-10230	LIFE & HEALTH INSURANCE	\$53,560	\$3,648	\$49,912	6.8%	\$0	\$2,794	4.74%
001-310-572-30341	CONTRACTUAL SERVICES	\$2,000	\$384	\$1,616	19.2%	\$0	\$0	0.00%
001-310-572-30402	TRAVEL EXPENSE	\$1,000	\$0	\$1,000	0.0%	\$0	\$0	0.00%
001-310-572-30403	GAS & DIESEL	\$12,000	\$0	\$12,000	0.0%	\$0	\$0	0.00%
001-310-572-30404	OIL & GREASE	\$1,500	\$0	\$1,500	0.0%	\$0	\$122	13.65%
001-310-572-30405	TIRES	\$1,600	\$0	\$1,600	0.0%	\$0	\$0	0.00%
001-310-572-30406	VEH PARTS ONLY	\$1,000	\$0	\$1,000	0.0%	\$0	\$144	9.34%
001-310-572-30407	VEHICLE REPAIRS	\$1,000	\$0	\$1,000	0.0%	\$0	\$0	0.00%
001-310-572-30410	TELEPHONE	\$13,000	\$1,097	\$11,903	8.4%	\$0	\$1,200	8.83%
001-310-572-30440	RENTAL OF EQUIPMENT & BUILDING	\$1,500	\$0	\$1,500	0.0%	\$0	\$110	9.28%
001-310-572-30441	SWIMMING POOL REPAIRS	\$7,500	\$0	\$7,500	0.0%	\$0	\$0	0.00%
001-310-572-30462	REPAIR & MAINT-EQUIPMENT & TOO	\$3,000	\$7	\$2,993	0.2%	\$0	\$26	0.71%
001-310-572-30491	OTHER OPERATING EXPENSES	\$15,000	\$531	\$14,469	3.5%	\$0	\$1,536	8.40%
001-310-572-30492	MAINTENANCE OF TANYARD CREEK P	\$7,000	\$0	\$7,000	0.0%	\$0	\$0	0.00%
001-310-572-30493	TRAINING	\$1,000	\$0	\$1,000	0.0%	\$0	\$0	0.00%
001-310-572-30511	OFFICE SUPPLIES - GENERAL	\$1,000	\$0	\$1,000	0.0%	\$0	\$0	0.00%
001-310-572-30521	OPERATING MATERIALS & SUPPLIES	\$3,500	\$0	\$3,500	0.0%	\$0	\$558	16.38%
001-310-572-30522	OPERATING SUPPLIES - UNIFORMS	\$4,000	\$171	\$3,829	4.3%	\$0	\$188	4.03%
001-310-572-30523	OPERATING SUP - CHEM	\$4,000	\$0	\$4,000	0.0%	\$0	\$409	12.38%
001-310-572-30524	SWIMMING POOL SUPPLIES	\$1,500	\$0	\$1,500	0.0%	\$0	\$0	0.00%
001-310-572-30525	ATHLETIC EQUIPMENT - FOOTBALL	\$20,000	\$1,265	\$18,735	6.3%	\$0	\$1,825	8.77%
001-310-572-30526	ATHLETIC EQUIP BASEBALL & SOFT	\$5,000	\$0	\$5,000	0.0%	\$0	\$0	0.00%
001-310-572-30528	ATHLETIC EQUIPMENT - BASKETBAL	\$10,000	\$0	\$10,000	0.0%	\$0	\$0	0.00%
001-310-572-30529	ATHLETIC EQUIPMENT - OTHER	\$3,000	\$0	\$3,000	0.0%	\$0	\$0	0.00%
001-310-572-30530	DAY CAMP	\$6,000	\$0	\$6,000	0.0%	\$0	\$0	0.00%
001-310-572-30531	ATHLETIC EQUIPMENT - KICKBALL	\$3,000	\$0	\$3,000	0.0%	\$0	\$0	0.00%
001-310-572-30540	OTHER RECREATIONAL ACTIVITIES	\$7,000	\$0	\$7,000	0.0%	\$0	\$597	6.30%
001-310-572-31000	OTHER OPERATING EXP - IT SUPPO	\$9,500	\$792	\$8,708	8.3%	\$0	\$700	8.33%

CITY OF QUINCY, FL
STATEMENT OF OPERATING EXPENSES FOR THE ONE MONTH ENDED OCTOBER 31, 2022

G/L ACCT #	ACCOUNT DESCRIPTION	2023 BUDGET	2023 YTD	(OVER) UNDER	YTD_%	PER_OUT _ENCUMB RANCE	YTD 2022	YTD_% 2022
001-430-541-10140	OVERTIME	\$4,500	\$1,277	\$3,223	28.4 %	\$0	\$247	3.88 %

CITY OF QUINCY, FL
 STATEMENT OF OPERATING EXPENSES FOR THE ONE MONTH ENDED OCTOBER 31, 2022

G/L ACCT #	ACCOUNT DESCRIPTION	2023 BUDGET	2023 YTD	(OVER) UNDER	YTD %	PER_OUT ENCUMB RANCE	YTD 2022	YTD % 2022
001-450-541-10140	OVERTIME	\$1,000	\$0	\$1,000	0.0 %	\$0	\$25	2.45 %
001-450-541-10210	FICA TAXES	\$6,127	\$149	\$5,978	2.4 %	\$0	\$367	6.27 %
001-450-541-10220	RETIREMENT CONTRIBUTIONS	\$9,609	\$269	\$9,342	2.8 %	\$0	\$592	6.54 %
001-450-541-10230	LIFE & HEALTH INSURANCE	\$12,975	\$847	\$12,128	6.5 %	\$0	\$756	5.06 %
001-450-541-30404	OIL & GREASE	\$3,000	\$141	\$2,859	4.7 %	\$0	\$262	7.56 %
001-450-541-30405	TIRES	\$10,985	\$422	\$10,563	3.8 %	\$0	\$950	9.05 %
001-450-541-30406	VEH PARTS ONLY	\$30,000	\$3,637	\$26,363	12.1 %	\$0	\$2,657	10.62 %
001-450-541-30407	VEHICLE REPAIRS	\$20,000	\$0	\$20,000	0.0 %	\$0	\$0	0.00 %
001-450-541-30491	OTHER OPER EXPENSE	\$7,500	\$45	\$7,455	0.6 %	\$0	\$80	0.94 %
001-450-541-30522	OPERATING SUPPLIES - UNIFORMS	\$4,000	\$0	\$4,000	0.0 %	\$0	\$0	0.00 %
	TOTAL FLEET MAINT	\$184,291	\$7,752	\$176,541	4.0-%	\$0	\$10,624	6.00-%

TOTAL GEN FUND EXPENDITURES \$11,441,704 \$754,842 \$10,686,867 7.0-% \$12,353 \$580,173 4.00-%

CITY OF QUINCY, FL
STATEMENT OF OPERATING EXPENSES FOR THE ONE MONTH ENDED OCTOBER 31, 2022

G/L ACCT #	ACCOUNT DESCRIPTION	2023 BUDGET	2023 YTD	(OVER) UNDER	YTD %	PER_OUT _ENCUMB RANCE	YTD 2022	YTD % 2022
ENTERPRISE FUND								
FINANCIAL SERVICES								
400-271-513-10110	EXECUTIVE SALARIES & WAGES	\$78,750	\$5,018	\$73,732	6.4 %	\$0	\$4,680	5.84 %
400-271-513-10120	REGULAR SALARIES & WAGES	\$198,955	\$7,248	\$191,707	3.6 %	\$0	\$6,639	3.74 %
400-271-513-10210	FICA TAXES	\$21,244	\$864	\$20,380	4.1 %	\$0	\$844	4.17 %
400-271-513-10220	RETIREMENT CONTRIBUTIONS	\$33,325	\$1,472	\$31,853	4.4 %	\$0	\$1,358	4.28 %
400-271-513-10230	LIFE & HEALTH INSURANCE	\$44,988	\$3,028	\$41,960	6.7 %	\$0	\$1,234	2.87 %
400-271-513-30341	CONTRACTUAL SERVICES	\$3,095	\$246	\$2,849	7.9 %	\$0	\$0	0.00 %
400-271-513-31000	OTHER OPERATING EXPENSE- IT SU	\$5,000	\$417	\$4,583	8.3 %	\$0	\$0	0.00 %
	TOTAL FINANCIAL SERVICES	\$385,357	\$18,291	\$367,066	5.0-%	\$0	\$14,755	4.00-%
CUSTOMER SERVICES								
400-274-513-10110	EXE SALARIES & WAGES	\$50,540	\$1,875	\$48,665	3.7 %	\$0	\$2,027	4.51 %
400-274-513-10120	REGULAR SALARIES & WAGES	\$102,960	\$1,876	\$101,084	1.8 %	\$0	\$3,514	4.04 %
400-274-513-10140	OVERTIME	\$3,000	\$0	\$3,000	0.0 %	\$0	\$433	12.15 %
400-274-513-10210	FICA TAXES	\$11,972	\$262	\$11,710	2.2 %	\$0	\$454	4.69 %
400-274-513-10220	RETIREMENT CONTRIBUTION	\$18,780	\$450	\$18,330	2.4 %	\$0	\$665	4.44 %
400-274-513-10230	LIFE & HEALTH INSURANCE	\$25,353	\$533	\$24,820	2.1 %	\$0	\$401	2.13 %
400-274-513-30280	Credit Card Processing Charges	\$138,134	\$1,380	\$136,754	1.0 %	\$0	\$0	0.00 %
400-274-513-30341	CONTRACTUAL SERVICES	\$0	\$1,680	\$1,680	0.0 %	\$0	\$0	0.00 %
400-274-513-30410	TELEPHONE	\$7,000	\$734	\$6,266	10.5 %	\$0	\$441	5.72 %
400-274-513-30461	REPAIR & MAINTAIN OFFICE EQUIP	\$4,000	\$150	\$3,850	3.8 %	\$0	\$169	4.63 %
400-274-513-30490	BANK CHARGES	\$1,000	\$0	\$1,000	0.0 %	\$0	\$0	0.00 %
400-274-513-30491	OTHER OPERATING EXPENSES	\$6,000	\$146	\$5,854	2.4 %	\$0	\$199	3.92 %
400-274-513-30493	TRAINING	\$400	\$0	\$400	0.0 %	\$0	\$0	0.00 %
400-274-513-30511	OFFICE SUPPLIES-GENERAL	\$700	\$0	\$700	0.0 %	\$0	\$112	21.05 %
400-274-513-31000	OTHER OPERATING EXPENSE IT SUP	\$5,000	\$417	\$4,583	8.3 %	\$0	\$0	0.00 %
	TOTAL CUSTOMER SERVICES	\$374,839	\$9,503	\$365,336	3.0-%	\$0	\$8,413	3.00-%
SEWER ADMINISTRATION								
402-520-535-10110	EXE SALARIES & WAGES	\$19,000	\$854	\$18,146	4.5 %	\$0	\$912	4.64 %
402-520-535-10120	REGULAR SALARIES & WAGES	\$66,921	\$2,614	\$64,307	3.9 %	\$0	\$2,737	2.31 %
402-520-535-10140	OVERTIME	\$2,800	\$84	\$2,716	3.0 %	\$0	\$51	1.12 %
402-520-535-10210	FICA TAXES	\$6,787	\$251	\$6,536	3.7 %	\$0	\$274	2.66 %
402-520-535-10220	RETIREMENT CONTRIBUTIONS	\$10,647	\$416	\$10,231	3.9 %	\$0	\$438	2.80 %
402-520-535-10230	LIFE & HEALTH INSURANCE	\$14,373	\$1,236	\$13,137	8.6 %	\$0	\$711	2.87 %

CITY OF QUINCY, FL
STATEMENT OF OPERATING EXPENSES FOR THE ONE MONTH ENDED OCTOBER 31, 2022

GL_Acct #	ACCOUNT DESCRIPTION	2023 BUDGET	2023 YTD	(OVER) UNDER	YTD_%	PER_OUT ENCUMB RANCE	YTD 2022	YTD_% 2022
402-531-535-30466	REPAIR & MAINTENANCE - PLANT	\$3,000	\$0	\$3,000	0.0 %	\$0	\$0	0.00 %
402-531-535-30491	OTHER OPERATING EXPENSE	\$5,500	\$5,500	\$0	100.0 %	\$0	\$0	0.00 %
	TOTAL SEWER TREATMENT	\$1,086,000	\$152,881	\$933,119	14.0 %	\$0	\$147,706	14.00 %

SEWER DISTRIBUTION

402-540-535-10120	REGULAR SALARIES & WAGES	\$86,314	\$4,945	\$81,369	5.7 %	\$0	\$4,583	5.56 %
402-540-535-10140	OVERTIME	\$7,000	\$483	\$6,517	6.9 %	\$0	\$114	1.53 %
402-540-535-10210	FICA TAXES	\$7,139	\$378	\$6,761	5.3 %	\$0	\$346	5.04 %
402-540-535-10220	RETIREMENT CONTRIBUTIONS	\$11,198	\$523	\$10,675	4.7 %	\$0	\$536	6.02 %
402-540-535-10230	LIFE & HEALTH INSURANCE	\$15,117	\$2,114	\$13,003	14.0 %	\$0	\$1,124	4.75 %
402-540-535-30312	ENGINEERING STUDY	\$2,060	\$0	\$2,060	0.0 %	\$0	\$0	0.00 %
402-540-535-30341	CONTRACTUAL SERVICES	\$2,900	\$0	\$2,900	0.0 %	\$0	\$0	0.00 %
402-540-535-30401	AUTO EXPENSE	\$500	\$0	\$500	0.0 %	\$0	\$0	0.00 %
402-540-535-30403	GASOLINE & DIESEL	\$2,700	\$0	\$2,700	0.0 %	\$0	\$0	0.00 %
402-540-535-30404	OIL & GREASE	\$1,197	\$0	\$1,197	0.0 %	\$0	\$0	0.00 %
402-540-535-30405	TIRES	\$1,382	\$0	\$1,382	0.0 %	\$0	\$0	0.00 %
402-540-535-30406	AUTO PARTS	\$1,075	\$0	\$1,075	0.0 %	\$0	\$0	0.00 %
402-540-535-30407	VEHICLE REPAIRS-PARTS AND LABO	\$6,100	\$0	\$6,100	0.0 %	\$0	\$0	0.00 %
402-540-535-30462	REPAIR & MAINT.-EQUIPMENT & TO	\$1,640	\$0	\$1,640	0.0 %	\$0	\$0	0.00 %
402-540-535-30467	MAINTENANCE OF MAINS & LINES	\$48,000	\$2,605	\$45,395	5.4 %	\$0	\$0	0.00 %
402-540-535-30491	OTHER OPERATING EXPENSE	\$300	\$0	\$300	0.0 %	\$0	\$0	0.00 %
402-540-535-30521	OPERATING SUPPLIES	\$244	\$0	\$244	0.0 %	\$0	\$80	32.64 %
402-540-535-30522	OPERATING SUPPLIES - UNIFORMS	\$2,206	\$111	\$2,095	5.0 %	\$0	\$115	5.20 %
402-540-535-60644	EQUIPMENT	\$130,500	\$0	\$130,500	0.0 %	\$0	\$0	0.00 %
	TOTAL SEWER DISTRIBUTION	\$327,572	\$11,159	\$316,413	3.0 %	\$0	\$6,897	2.00 %
	TOTAL SEWER FUND	\$2,094,280	\$277,342	\$1,816,939	9.0 %	\$0	\$266,892	9.00 %

ELECTRIC ADMINISTRATION

403-520-531-10110	EXE SALARIES & WAGES	\$87,277	\$3,611	\$83,666	4.1 %	\$0	\$3,850	3.20 %
403-520-531-10120	REGULAR SALARIES & WAGES	\$43,794	\$2,527	\$41,267	5.8 %	\$0	\$6,613	10.71 %
403-520-531-10140	OVERTIME	\$1,000	\$0	\$1,000	0.0 %	\$0	\$92	2.73 %
403-520-531-10210	FICA TAXES	\$10,103	\$465	\$9,638	4.6 %	\$0	\$777	5.53 %
403-520-531-10220	RETIREMENT CONTRIBUTIONS	\$15,848	\$737	\$15,111	4.6 %	\$0	\$1,256	5.86 %
403-520-531-10230	LIFE & HEALTH INSURANCE	\$21,395	\$1,473	\$19,922	6.9 %	\$0	\$1,104	6.72 %
403-520-531-30320	ACCOUNTING & AUDITING SERVICES	\$26,518	\$0	\$26,518	0.0 %	\$0	\$0	0.00 %

CITY OF QUINCY, FL
STATEMENT OF OPERATING EXPENSES FOR THE ONE MONTH ENDED OCTOBER 31, 2022

G/L ACCT #	ACCOUNT DESCRIPTION	2023 BUDGET	2023 YTD	(OVER) UNDER	YTD %	PER_OUT ENCUMB RANCE	YTD 2022	YTD % 2022
ELECTRIC DISTRIBUTION								
403-591-531-10120	REGULAR SALARIES & WAGES	\$310,121	\$22,218	\$287,903	7.2 %	\$0	\$24,681	6.14 %
403-591-531-10140	OVERTIME	\$18,500	\$2,874	\$15,626	15.5 %	\$0	\$979	5.40 %
403-591-531-10210	FICA TAXES	\$25,140	\$1,812	\$23,328	7.2 %	\$0	\$1,914	6.34 %
403-591-531-10220	RETIREMENT CONTRIBUTIONS	\$39,435	\$2,478	\$36,957	6.3 %	\$0	\$2,931	6.18 %
403-591-531-10230	LIFE & HEALTH INSURANCE	\$53,237	\$6,718	\$46,519	12.6 %	\$0	\$4,090	4.76 %
403-591-531-30341	CONTRACTUAL SERVICES	\$50,000	\$0	\$50,000	0.0 %	\$0	\$0	0.00 %
403-591-531-30403	GASOLINE & DIESEL	\$13,186	\$0	\$13,186	0.0 %	\$0	\$0	0.00 %
403-591-531-30404	OIL & GREASE	\$1,272	\$0	\$1,272	0.0 %	\$0	\$0	0.00 %
403-591-531-30405	TIRES	\$2,500	\$0	\$2,500	0.0 %	\$0	\$168	6.73 %
403-591-531-30406	PARTS	\$3,000	\$4	\$2,996	0.1 %	\$0	\$304	5.33 %
403-591-531-30407	VEHICLE REPAIRS-LABOR & PARTS	\$20,000	\$1,713	\$18,287	8.6 %	\$0	\$292	2.13 %
403-591-531-30430	UTILITIES	\$61,000	\$6,428	\$54,572	10.5 %	\$0	\$6,001	7.72 %
403-591-531-30440	RENTALS / LEASES	\$2,000	\$0	\$2,000	0.0 %	\$0	\$0	0.00 %
403-591-531-30461	REPAIR & MAINT - OFFICE EQUIPM	\$2,500	\$0	\$2,500	0.0 %	\$0	\$0	0.00 %
403-591-531-30462	REPAIR & MAINT - EQUIPMENT & T	\$6,000	\$0	\$6,000	0.0 %	\$0	\$0	0.00 %
403-591-531-30467	REPAIR & MAINT-MAINS & LINES	\$15,000	\$0	\$15,000	0.0 %	\$0	\$0	0.00 %
403-591-531-30468	REPAIR & MAINTENANCE - SERVICE	\$4,113	\$300	\$3,813	7.3 %	\$0	\$200	4.86 %
403-591-531-30469	CONTRACTUAL TREE TRIMMING & LI	\$16,561	\$0	\$16,561	0.0 %	\$0	\$0	0.00 %
403-591-531-30491	OTHER OPERATING EXPENSES	\$40,150	\$622	\$39,528	1.6 %	\$0	\$0	0.00 %
403-591-531-30521	OPERATING SUPPLIES	\$298	\$0	\$298	0.0 %	\$0	\$48	5.35 %
403-591-531-30522	OPERATING SUPPLIES - UNIFORMS	\$17,539	\$876	\$16,663	5.0 %	\$0	\$903	5.15 %
403-591-531-60635	STREET LIGHTS	\$30,000	\$0	\$30,000	0.0 %	\$0	\$0	0.00 %
403-591-531-60636	SIGNALIZATION	\$45,000	\$0	\$45,000	0.0 %	\$0	\$0	0.00 %
403-591-531-70731	HONEYWELL LOAN PRINCIPAL	\$82,161	\$0	\$82,161	0.0 %	\$0	\$0	0.00 %
403-591-531-70732	HONEYWELL LOAN INTEREST	\$2,871	\$0	\$2,871	0.0 %	\$0	\$0	0.00 %
403-591-531-70733	BUCKET TRUCKS LOAN PRINCIPAL	\$100,045	\$0	\$100,045	0.0 %	\$0	\$0	0.00 %
403-591-531-70734	BUCKET TRUCK LOAN INTEREST	\$3,936	\$0	\$3,936	0.0 %	\$0	\$0	0.00 %
TOTAL ELECTRIC DISTRIBUTION		\$965,565	\$46,042	\$919,523	5.0-%	\$0	\$42,511	4.00-%
ELECTRIC WAREHOUSE								
403-502-531-10120	REGULAR SALARIES & WAGES	\$40,000	\$1,966	\$38,034	4.9 %	\$0	\$2,100	5.71 %
403-502-531-10140	OVERTIME	\$1,700	\$40	\$1,660	2.3 %	\$0	\$40	2.33 %
403-502-531-10210	FICA TAXES	\$3,190	\$134	\$3,056	4.2 %	\$0	\$155	5.82 %
403-502-531-10220	RETIREMENT CONTRIBUTIONS	\$5,004	\$236	\$4,768	4.7 %	\$0	\$252	6.13 %
403-502-531-10230	LIFE & HEALTH INSURANCE	\$6,755	\$603	\$6,152	8.9 %	\$0	\$351	4.89 %
403-502-531-30430	UTILITIES	\$2,903	\$304	\$2,599	10.5 %	\$0	\$272	8.00 %

CITY OF QUINCY, FL
STATEMENT OF OPERATING EXPENSES FOR THE ONE MONTH ENDED OCTOBER 31, 2022

G/L ACCT #	ACCOUNT DESCRIPTION	2023 BUDGET	2023 YTD	(OVER) UNDER	YTD_%	PER OUT ENCUMB RANCE	YTD 2022	YTD % 2022
404-520-533-30410	TELEPHONE	\$1,450	\$139	\$1,311	9.6%	\$0	\$95	6.08%
404-520-533-30440	RENTALS & LEASES	\$553	\$0	\$553	0.0%	\$0	\$0	0.00%
404-520-533-30451	INSURANCE - PROPERTY LIABILITY	\$64,075	\$15,545	\$48,530	24.3%	\$0	\$12,181	24.80%
404-520-533-30465	COPIER REPAIRS	\$2,000	\$0	\$2,000	0.0%	\$0	\$0	0.00%
404-520-533-30490	BANK CHARGES	\$1,000	\$0	\$1,000	0.0%	\$0	\$5	0.46%
404-520-533-30491	OTHER OPERATING EXPENSE	\$2,000	\$166	\$1,834	8.3%	\$0	\$315	8.71%
404-520-533-30493	TRAINING	\$1,000	\$0	\$1,000	0.0%	\$0	\$0	0.00%
404-520-533-30501	PERMITS & FEES	\$87	\$0	\$87	0.0%	\$0	\$0	0.00%
404-520-533-30511	OFFICE SUPPLIES	\$208	\$0	\$208	0.0%	\$0	\$0	0.00%
404-520-533-30521	OPERATING SUPPLIES	\$300	\$0	\$300	0.0%	\$0	\$0	0.00%
404-520-533-30522	OPERATING SUPPLIES - UNIFORMS	\$1,339	\$12	\$1,327	0.9%	\$0	\$13	5.06%
404-520-533-31000	OTHER OPERATING EXP - IT SUPPO	\$9,500	\$792	\$8,708	8.3%	\$0	\$700	8.33%
404-520-533-70031	2020A BOND SERVICE PRINCIPAL	\$101,179	\$50,329	\$50,850	49.7%	\$0	\$49,303	49.74%
404-520-533-70032	2020A BOND DEBT SERVICE INTERE	\$16,292	\$8,406	\$7,886	51.6%	\$0	\$9,432	51.39%
404-520-533-70111	2020B BOND DEBT SERVICE PRINCI	\$0	\$0	\$0	0.0%	\$0	\$13,705	100.00%
404-520-533-70112	2020B BOND DEBT SERVICE INTERE	\$0	\$0	\$0	0.0%	\$0	\$7,820	72.25%
404-520-533-70113	2021 BOND DEBT SERVICE PRINCIP	\$30,123	\$15,000	\$15,123	49.8%	\$0	\$0	0.00%
404-520-533-70114	2021 BOND DEBT SERVICE INTERES	\$8,718	\$4,421	\$4,297	50.7%	\$0	\$0	0.00%
404-520-533-70710	SRL DRNK WTR 200601 PRIN	\$156,741	\$0	\$156,741	0.0%	\$0	\$0	0.00%
404-520-533-70720	DRK WTR SRL 200601 INT	\$3,740	\$0	\$3,740	0.0%	\$0	\$0	0.00%
404-520-533-70722	2020C FDEP BBT PRINCIPAL	\$147,119	\$0	\$147,119	0.0%	\$0	\$0	0.00%
404-520-533-70723	2020C FDEP BBT INTEREST	\$35,388	\$0	\$35,388	0.0%	\$0	\$0	0.00%
404-520-533-70731	HONEYWELL LOAN PRINCIPAL	\$25,675	\$0	\$25,675	0.0%	\$0	\$0	0.00%
404-520-533-70732	HONEYWELL LOAN INTEREST	\$897	\$0	\$897	0.0%	\$0	\$0	0.00%
404-520-533-90990	TRANSFER OF PROFIT	\$413,685	\$34,474	\$379,211	8.3%	\$0	\$61,411	8.74%
404-520-533-90991	TRANSFER TO REFUSE	\$5,883	\$0	\$5,883	0.0%	\$0	\$1,514	25.73%
404-520-533-91000	BUSINESS ACTIVITY SHARED EXP	\$98,555	\$8,213	\$90,342	8.3%	\$0	\$7,277	8.33%
TOTAL WATER ADM		\$1,301,263	\$146,253	\$1,155,010	11.0%	\$0	\$170,944	10.00%
WATER TREATMENT								
404-530-533-30341	CONTRACTUAL SERVICES	\$382,000	\$56,126	\$325,874	14.7%	\$0	\$55,054	15.97%
404-530-533-30430	UTILITIES	\$85,500	\$1,367	\$84,133	1.6%	\$0	\$813	0.70%
404-530-533-30466	REPAIR & MAINTENANCE - PLANT	\$2,000	\$0	\$2,000	0.0%	\$0	\$0	0.00%
404-530-533-30469	REPAIR & MAINT RESERVOIRS	\$2,600	\$0	\$2,600	0.0%	\$0	\$0	0.00%
404-530-533-60644	EQUIPMENT	\$30,000	\$0	\$30,000	0.0%	\$0	\$0	0.00%
TOTAL WATER TREATMENT		\$502,100	\$57,493	\$444,607	11.0%	\$0	\$55,868	11.00%

CITY OF QUINCY, FL
STATEMENT OF OPERATING EXPENSES FOR THE ONE MONTH ENDED OCTOBER 31, 2022

G/L ACCT #	ACCOUNT DESCRIPTION	2023 BUDGET	2023 YTD	(OVER) UNDER	YTD_%	PER_OUT ENCUMB RANCE	YTD 2022	YTD_% 2022
405-520-532-30410	TELEPHONE EXPENSE	\$2,700	\$139	\$2,561	5.2%	\$0	\$95	3.90%
405-520-532-30440	RENTALS/LEASES	\$400	\$0	\$400	0.0%	\$0	\$0	0.00%
405-520-532-30451	INSURANCE - PROPERTY LIABILITY	\$38,000	\$9,716	\$28,284	25.6%	\$0	\$7,613	23.59%
405-520-532-30465	COPIER REPAIRS	\$2,000	\$0	\$2,000	0.0%	\$0	\$0	0.00%
405-520-532-30490	BANK CHARGES	\$1,000	\$0	\$1,000	0.0%	\$0	\$0	0.00%
405-520-532-30491	OTHER OPERATING EXPENSE	\$1,400	\$166	\$1,234	11.8%	\$0	\$315	8.25%
405-520-532-30493	TRAINING	\$2,400	\$0	\$2,400	0.0%	\$0	\$0	0.00%
405-520-532-30511	OFFICE SUPPLIES	\$400	\$0	\$400	0.0%	\$0	\$0	0.00%
405-520-532-30521	OPERATING SUPPLIES	\$1,000	\$48	\$952	4.8%	\$0	\$0	0.00%
405-520-532-30522	OPERATING SUPPLIES - UNIFORMS	\$280	\$12	\$268	4.4%	\$0	\$13	4.55%
405-520-532-30580	TAXES-STATE ASSESSMENT	\$2,000	\$0	\$2,000	0.0%	\$0	\$0	0.00%
405-520-532-31000	OTHER OPERATING EXP - IT SUPPO	\$9,500	\$792	\$8,708	8.3%	\$0	\$700	8.33%
405-520-532-70111	2020B BOND DEBT SERVICE PRINCI	\$0	\$0	\$0	0.0%	\$0	\$13,705	100.00%
405-520-532-70112	2020B BOND DEBT SERVICE INTERE	\$0	\$0	\$0	0.0%	\$0	\$7,820	72.25%
405-520-532-70113	2021 BOND DEBT SERVICE PRINCIP	\$30,123	\$15,000	\$15,123	49.8%	\$0	\$0	0.00%
405-520-532-70114	2021 BOND DEBT SERVICE INTERES	\$8,718	\$4,421	\$4,297	50.7%	\$0	\$0	0.00%
405-520-532-90990	TRANSFER OF PROFIT	\$142,550	\$11,879	\$130,671	8.3%	\$0	\$34,805	8.61%
405-520-532-91000	BUSINESS ACTIVITY SHARED EXP	\$65,079	\$5,423	\$59,656	8.3%	\$0	\$4,806	8.33%
	TOTAL GAS ADM	\$1,700,333	\$124,045	\$1,576,288	7.0%	\$0	\$72,815	4.00%

GAS DISTRIBUTION

405-561-532-10120	REGULAR SALARIES & WAGES	\$165,400	\$9,237	\$156,163	5.6%	\$0	\$10,142	5.81%
405-561-532-10140	OVERTIME	\$3,500	\$278	\$3,222	7.9%	\$0	\$88	1.44%
405-561-532-10210	FICA TAXES	\$12,921	\$702	\$12,219	5.4%	\$0	\$775	5.94%
405-561-532-10220	RETIREMENT CONTRIBUTIONS	\$20,268	\$1,063	\$19,205	5.2%	\$0	\$1,213	6.15%
405-561-532-10230	LIFE & HEALTH INSURANCE	\$27,362	\$1,939	\$25,423	7.1%	\$0	\$1,027	4.28%
405-561-532-30403	GASOLINE & DIESEL	\$3,500	\$0	\$3,500	0.0%	\$0	\$0	0.00%
405-561-532-30404	OIL & GREASE	\$290	\$0	\$290	0.0%	\$0	\$0	0.00%
405-561-532-30405	TIRES	\$783	\$0	\$783	0.0%	\$0	\$0	0.00%
405-561-532-30406	VEHICLE PARTS	\$2,400	\$0	\$2,400	0.0%	\$0	\$0	0.00%
405-561-532-30407	VEHICLE REPAIR PARTS AND LABO	\$500	\$0	\$500	0.0%	\$0	\$0	0.00%
405-561-532-30430	UTILITIES	\$1,400	\$124	\$1,276	8.9%	\$0	\$124	5.77%
405-561-532-30462	REPAIR & MAINT-EQUIPMENT & TOO	\$364	\$0	\$364	0.0%	\$0	\$0	0.00%
405-561-532-30467	MAINT. OF MAINS & LINES - GAS	\$8,001	\$0	\$8,001	0.0%	\$0	\$0	0.00%
405-561-532-30468	MAINTENANCE OF SERVICES - GAS	\$4,348	\$0	\$4,348	0.0%	\$0	\$0	0.00%
405-561-532-30491	OTHER OPERATING EXPENSE	\$29	\$0	\$29	0.0%	\$0	\$4	1.34%
405-561-532-30520	OPER SUPP-WATER HEATERS	\$500	\$0	\$500	0.0%	\$0	\$0	0.00%

CITY OF QUINCY, FL
STATEMENT OF OPERATING EXPENSES FOR THE ONE MONTH ENDED OCTOBER 31, 2022

G/L ACCT #	ACCOUNT DESCRIPTION	2023 BUDGET	2023 YTD	(OVER) UNDER	YTD %	PER_OUT ENCUMB RANCE	YTD 2022	YTD_% 2022
REFUSE ADMINISTRATION								
406-410-539-30320	ACCOUNTING & AUDITING SERVICES	\$12,154	\$0	\$12,154	0.0 %	\$0	\$0	0.00 %
406-410-539-30443	RESIDENTIAL REFUSE	\$577,072	\$48,000	\$529,072	8.3 %	\$0	\$0	0.00 %
406-410-539-30451	INSURANCE - PROPERTY LIABILITY	\$32,500	\$7,772	\$24,728	23.9 %	\$0	\$6,091	24.85 %
406-410-539-30480	YARD/SOLID WASTE TIPPING FEES	\$95,000	\$0	\$95,000	0.0 %	\$0	\$0	0.00 %
406-410-539-30490	BANK CHARGES	\$1,000	\$16	\$984	1.6 %	\$0	\$0	0.00 %
406-410-539-30491	Other Operating Expense	\$0	\$0	\$0	0.0 %	\$0	\$86	10.26 %
406-410-539-31000	OTHER OPERATING EXP - IT SUPPO	\$9,500	\$792	\$8,708	8.3 %	\$0	\$0	0.00 %
406-410-539-31443	COMMERCIAL REFUSE	\$496,683	\$41,000	\$455,683	8.3 %	\$0	\$0	0.00 %
406-410-539-90000	TRANSFER TO LANDFILL	\$0	\$0	\$0	0.0 %	\$0	\$914	7.70 %
406-410-539-90990	TRANSFER PROFITS TO GF	\$209,670	\$17,473	\$192,198	8.3 %	\$0	\$7,473	18.83 %
406-410-539-91000	BUSINESS ACTIVITY SHARED EXP	\$65,104	\$5,425	\$59,679	8.3 %	\$0	\$4,807	8.33 %
	TOTAL REFUSE FUND	\$1,498,683	\$120,478	\$1,378,205	8.0 %	\$0	\$19,371	1.00 %

LANDFILL OPERATIONS								
407-422-536-10120	REGULAR SALARIES & WAGES	\$56,000	\$2,274	\$53,726	4.1 %	\$0	\$3,396	5.12 %
407-422-536-10140	OVERTIME	\$1,000	\$56	\$944	5.6 %	\$0	\$83	7.33 %
407-422-536-10210	FICA TAXES	\$4,361	\$167	\$4,194	3.8 %	\$0	\$260	5.80 %
407-422-536-10220	RETIREMENT CONTRIBUTIONS	\$6,840	\$273	\$6,567	4.0 %	\$0	\$408	5.36 %
407-422-536-10230	LIFE & HEALTH INSURANCE	\$9,234	\$584	\$8,650	6.3 %	\$0	\$453	2.93 %
407-422-536-30341	CONTRACTUAL SERVICES	\$6,000	\$0	\$6,000	0.0 %	\$0	\$0	0.00 %
407-422-536-30346	MONITORING FEES	\$42,235	\$0	\$42,235	0.0 %	\$0	\$24,537	89.52 %
407-422-536-30430	UTILITIES	\$900	\$76	\$824	8.4 %	\$0	\$81	7.95 %
407-422-536-30462	REPAIR & MAINT-EQUIPMENT & TOO	\$557	\$0	\$557	0.0 %	\$0	\$0	0.00 %
407-422-536-30463	REPAIR & MAINT - BUILDINGS & GR	\$2,750	\$0	\$2,750	0.0 %	\$0	\$51	2.08 %
407-422-536-30490	BANK CHARGES	\$1,000	\$0	\$1,000	0.0 %	\$0	\$0	0.00 %
407-422-536-30491	OTHER OPERATING EXPENSE	\$1,300	\$16	\$1,284	1.2 %	\$0	\$86	5.12 %
407-422-536-30493	TRAINING	\$700	\$0	\$700	0.0 %	\$0	\$0	0.00 %
407-422-536-31000	OTHER OPERATING EXP - IT SUPPO	\$9,500	\$792	\$8,708	8.3 %	\$0	\$0	0.00 %
407-422-536-90990	TRANSFER PROFIT	\$0	\$0	\$0	0.0 %	\$0	\$84	1.55 %
407-422-536-91000	BUSINESS ACTIVITY SHARED EXP	\$6,221	\$518	\$5,703	8.3 %	\$0	\$459	8.33 %
	TOTAL LANDFILL FUND	\$148,598	\$4,755	\$143,843	3.0 %	\$0	\$29,898	18.00 %

TELECOMMUNICATIONS								
508-539-539-30341	CONTRACTUAL SERVICES	\$0	\$0	\$0	0.0 %	\$0	\$265	0.28 %
508-539-539-30343	PROFESSIONAL SERVICES	\$150,000	\$0	\$150,000	0.0 %	\$0	\$0	0.00 %
508-539-539-30360	ADMINISTRATIVE SERVICES	\$5,000	\$0	\$5,000	0.0 %	\$0	\$0	0.00 %

**DEBT SERVICE COVERAGE REPORT
AS OF October 31, 2022**

**GRANT REPORT
AS OF OCTOBER 31, 2022**

CITY OF QUINCY, FL
 GRANTS REPORTS FOR THE MONTH OF OCTOBER, 2022

SCOP SOUTH STEWART PHASE I DOT GRANT - Mo Cox & Reggie Bell										
		REVENUES								
112 001-334-49000		STATE GRANT - TRANSPORTATION (Stewart Street South)	\$47,254	\$3,938	\$0	\$47,254	\$47,254	0%		
		TOTAL REVENUES	\$47,254	\$3,938	\$0	\$47,254	\$47,254	0%		
		EXPENSES								
112 001-430-541-80831		RESURF & SIDEWALKS	\$47,254	\$3,938	\$0	\$47,254	\$47,254	0%		
		TOTAL EXPENSES	\$47,254	\$3,938	\$0	\$47,254	\$47,254	0%		
		STUDENTS WITH OPPORTUNITIES TO ACHIEVE - Carolyn Bush								
		REVENUES								
126 001-366-10018		STUDENTS WITH OPPORTUNITIES TO ACHIEVE	\$28,413	\$2,368	\$9,172	\$19,241	\$19,241	32%		
		TOTAL REVENUES	\$28,413	\$2,368	\$9,172	\$19,241	\$19,241	32%		
		EXPENSES								
126 001-001-519-80834		CONTRACTUAL SERVICES	\$28,413	\$2,368	\$9,172	\$19,241	\$19,241	32%		
		TOTAL EXPENSES	\$28,413	\$2,368	\$9,172	\$19,241	\$19,241	32%		

City of Quincy, Florida
Billing Statistics for the Month of October, 2022
Cycle 1

	FY 2023	FY 2022	
Month of October	10/6/2022	10/6/2021	Variance
No. of Bills	2,256	2,269	(13)
No. Bills Estimated	84	88	(4)
Consumption	8,853,925	9,163,192	(309,267)
Fuel Adjustment Rate	0.055000	0.172400	(0.117)
Fuel Adjustment	\$476,319	\$97,150	\$379,169
Services Billed	\$1,041,375	\$1,093,542	(\$52,166)

Comments: The month of October 2022 resulted in a decrease of 4 accounts, decreased consumption of 309,267 and decreased revenue of \$52,166, when compared to October 2021.

The total number of residential customers for cycles 1 & 2: 3,982
The total number of commercial customers for cycles 1 & 2: 791

Prepared by Donna Reeves, Utility Billing Specialist

Sheet1

Location Code	Service Address		#Services Billed	Actual Consumpt	Consumpt	Amount Billed
Service Code: EL, From: 10.01.2022 To: 10.31.2022, Service User Types: CI,CIL,CO,COL,RI,RO, Rate Type: All						
CI	COMMERCIAL INSIDE	IN DIST:	604	3935263	48693	294808.68
		OUT DIST:	31	288531	0	21652.85
		TOTAL:	635	4223794	48693	316461.53
CIL	COMM INSIDE LARGE	IN DIST:	4	154760	0	10256.15
		OUT DIST:	0	0	0	0
		TOTAL:	4	154760	0	10256.15
CO	COMMERCIAL OUTSIDE	IN DIST:	37	373276	101	27222.32
		OUT DIST:	88	289297	410	24498.89
		TOTAL:	125	662573	511	51721.21
COL	COMM OUTSIDE LARGE	IN DIST:	0	0	0	0
		OUT DIST:	2	90288	0	6673.92
		TOTAL:	2	90288	0	6673.92
RI	RESIDENTIAL INSIDE	IN DIST:	2942	2694515	61107	271644.35
		OUT DIST:	54	43231	0	4318.6
		TOTAL:	2996	2737746	61107	275962.95
RO	RESIDENTIAL OUTSIDE	IN DIST:	186	165335	4881	16829.38
		OUT DIST:	826	625784	10694	63716.16
		TOTAL:	1012	791119	15575	80545.54
GRAND TOTALS		IN DIST:	3773	7323149	114782	620760.88
		OUT DIST:	1001	1337131	11104	120860.42
		TOTAL:	4774	8660280	125886	741621.3

City of Quincy, Florida
Electric Revenue Prior Year Variance
For the One Month Ended October 2022

Account Number	Description	FY2022 Oct	FY2021 Oct	Variance
403-331-01019	H-M FEMA REIMB MICHAEL	\$0	\$0	\$0
403-343-11000	RESIDENTIAL SALES	\$440,188	\$487,792	(\$47,604)
403-343-12000	COMMERCIAL SALES	\$598,811	\$641,270	(\$42,460)
403-343-13000	INDUSTRIAL SALES	\$137,801	\$111,676	\$26,125
403-343-14000	STREET LIGHTING SALES	\$3,765	\$133	\$3,632
403-343-15000	INTERDEPARTMENTAL SALES	\$30,729	\$22,606	\$8,122
403-343-16000	CONNECTIONS	\$548	\$309	\$239
403-343-16500	Hurricane Michael Surcharge	\$80,579	\$91,183	(\$10,605)
403-343-16710	VISTA BRACE VOLUNTEER GRANT	\$2,489	\$2,882	(\$392)
403-343-17000	FORFEITED DISCOUNTS - PENALTIES	\$13,189	\$12,647	\$541
403-343-18000	SALE OF MATERIAL	\$10,077	\$0	\$10,077
403-343-19000	CUT ON/OFF FEES	\$510	\$6,368	(\$5,858)
403-343-24000	TRANSFORMER RENT	\$705	\$705	\$0
403-343-27000	MISCELLANEOUS CHARGES	(\$638)	\$908	(\$1,547)
403-343-90000	MISCELLANEOUS REVENUES	\$84	\$123	(\$39)
403-361-10000	INTEREST REVENUE	\$40	\$39	\$1
403-389-90001	USE OF RETAINED EARNINGS	\$0	\$0	\$0
	** GRAND TOTAL **	\$1,318,876	\$1,378,642	(\$59,766)
Percentage		96%	100%	-4%
Revenue w/o FEMA (non-recurring revenue)		\$1,318,876	\$1,378,642	(\$59,766)
Percentage		0%	0%	0%

RECEIPTS COLLECTED BY CUSTOMER SERVICES

MONTH OF OCTOBER, 2022

**ARREARS REPORT
AS OF OCTOBER 31, 2022**

Account Number	30 Day 10/31/2022	60 Day 9/30/2022	90 Day 8/31/2022	Balance	Legend
1190012	421.12	777.48	101.7	1300.3	NC
292013	160.17	259.65	875.29	1295.11	NC, NP
1207012	421.9	735.99	0	1157.89	NC
6056010	92.98	244.18	796.52	1133.68	NC
8215010	171.12	285.79	601.89	1058.8	NC, NP
6729010	258.03	300.89	497.88	1056.8	NC, NP
1784011	143.99	304.74	606.93	1055.66	NC
1560019	185.18	273.49	539.04	997.71	NC
100030	279.01	232.7	374.01	885.72	NC, NP
1129016	216.39	378.19	266.3	860.88	NC, NP
2122022	125.93	287.5	436.64	850.07	NC
4717015	75.15	129.2	637.49	841.84	NC
8241023	76.29	170.57	582.94	829.8	C
4917013	158.66	181.77	481.99	822.42	NC, NP
2570030	104.24	108.71	603.65	816.6	C
370019	411.98	394	0	805.98	C
1641018	82.2	78.65	623.99	784.84	NP
186016	188.3	284.4	299.23	771.93	NC
1707024	302.51	455.85	10.12	768.48	NC
4501014	222.14	236.02	294.76	752.92	C
2150021	76.03	72.41	569.23	717.67	NP
1573019	155.67	292.65	267.4	715.72	C
1766014	286.42	339.59	84.2	710.21	NC
1801017	86.26	238.92	372.62	697.8	C
8168002	125.86	286.63	258.29	670.78	C
2437022	129.63	262.76	276.99	669.38	NP
570015	158.35	192.68	299.19	650.22	C
2147018	137.81	269.13	239.39	646.33	C
6459002	265.57	368.11	0	633.68	C
582022	100.7	102.56	396.55	599.81	NP
934013	187.8	397.04	0	584.84	NC
356013	328	224.44	0	552.44	C
1883032	57	146.89	343.9	547.79	NP
6477004	181.73	361.8	0	543.53	NP
927038	75.19	127.78	340.35	543.32	C
1139020	237.16	0	297.03	534.19	NC
6741012	118.31	281.42	98.63	498.36	NP
6697023	88.06	235.79	169.56	493.41	C
1700019	213.6	277.99	0	491.59	NC

Account Number	30 Day	60 Day	90 Day	Balance	Legend
	10/31/2022	9/30/2022	8/31/2022		
314026	98.89	0	0	98.89	NC
2347021	82.22	16.23	0	98.45	NC
6688015	23.28	0	74.73	98.01	NC
4671041	96.63	0	0	96.63	NC
5540008	94.49	0	0	94.49	C
238015	92.35	0	0	92.35	C
146025	0	0	86.93	86.93	C
382015	86.54	0	0	86.54	NC
2555038	81.83	0	0	81.83	NC
4973004	0	0	80.63	80.63	BAL
112014	72.15	6.39	0	78.54	NC
2044021	77.07	0	0	77.07	C
1538012	74.59	0	0	74.59	NC
1777020	66.22	0	0	66.22	C
2365002	65.72	0	0	65.72	NC
395019	61.86	0	0	61.86	NC
5234002	59.89	0	0	59.89	NC
1125020	58.49	0	0	58.49	NP
8242013	56.93	0	0	56.93	NC
4828016	55.83	0	0	55.83	NC

Residential - Cycle 1	26,345.28	28,218.91	58,048.72	112,612.91
Percentage	23%	25%	52%	100%

Account Number	30 Day 10/31/2022	60 Day 9/30/2022	90 Day 8/31/2022	Balance	Legend
----------------	----------------------	---------------------	---------------------	---------	--------

Cycle 2 - Number of Accounts Cycle 2 = 123

Residential Accounts					
2716011	238.74	621.03	3743.65	4603.42	NC, NP
4922006	264.88	1880.69	1864.78	4010.35	NC, NP
2954011	72.41	154.96	2244.58	2471.95	NC, NP
6324007	412.95	598.13	1338.06	2349.14	NC, NP
4492025	232.61	386.23	1252.34	1871.18	NC, NP
5713013	132.03	298.61	1346.18	1776.82	NC, NP
4723013	86.9	88.69	1570.13	1745.72	NC, NP
4561021	273.3	347.53	1005.51	1626.34	NC, NP
6460009	67.28	70.64	1455.86	1593.78	NP
3340013	129.67	304.33	1020.13	1454.13	NP
4936013	174.33	268.99	961.3	1404.62	NP
2607011	97.73	345.34	953.81	1396.88	NP
3324018	292.9	316.55	764.53	1373.98	NC
3492011	74.61	101.87	1179.3	1355.78	NC
3491007	82.89	104.74	1160.78	1348.41	NC, NP
2980018	433.15	671.17	166.51	1270.83	NC
4712014	392.6	581.92	278.39	1252.91	NC, NP
4556022	165.67	296.46	747.66	1209.79	NC
4540020	120.69	157.03	915.14	1192.86	NC
6378010	333.93	321.52	446.2	1101.65	NC, NP
5459008	101.67	204.12	777.28	1083.07	NP
6405001	260.21	352.89	428.57	1041.67	NC
8146001	456.18	582.23	0	1038.41	NC
6315007	130.43	319.03	575.28	1024.74	NC
2823017	364.64	239.64	390	994.28	NP
6604003	227.94	338.03	425.96	991.93	NC
2119014	307.5	395.33	226.13	928.96	NC
5784010	67.28	70.64	777.68	915.6	NP
4606029	144.24	284.37	481.14	909.75	NC
4963009	15.32	16.08	742.16	773.56	NC
3353013	59.21	136.28	572.13	767.62	NP
5276012	166.64	293.85	305.77	766.26	NP
4551018	130.04	294.44	279.67	704.15	NP
85373002	170.02	26.38	501.27	697.67	NC
2921014	271.15	421.91	0	693.06	NC
2653015	256.7	176.97	241.67	675.34	NC
5461013	169.48	348.47	106.4	624.35	NP
4491022	161.04	331.95	128.07	621.06	C
4519019	250.07	317.24	51.93	619.24	C
4476019	188.88	277.69	132.38	598.95	C
4527019	292.1	294.29	0	586.39	C
7003006	291.8	250.73	0	542.53	NC
3880012	68.98	216.23	239.58	524.79	NP
4438032	27.64	135.71	360.61	523.96	NP
6710020	192.42	214.58	116.34	523.34	NP
6113011	48.48	153.11	308.72	510.31	NP
4992005	406.26	88.67	0	494.93	C
5768001	273.38	210.86	0	484.24	C

Account Number	30 Day 10/31/2022	60 Day 9/30/2022	90 Day 8/31/2022	Balance	Legend
3657016	67.28	60.68	0	127.96	NP
4591033	39.34	80.9	0	120.24	NC
4536019	109.59	0	0	109.59	NC
5872002	105.37	0	0	105.37	NC
2584014	32.93	34.58	34.58	102.09	NP
4506022	52.5	48.45	0	100.95	C
4517016	96.1	0	0	96.1	C
4516019	94.09	0	0	94.09	NC
4558023	93.5	0	0	93.5	NC
3309015	45.51	43.17	0	88.68	NP
3924011	0	0	87.39	87.39	NP
3672017	87.13	0	0	87.13	NC
5732009	73.46	0	0	73.46	NC
6001001	48	22.45	0	70.45	C
Residential - Cycle 2	17,190.63	20,136.77	35,084.83	72,412.23	
Percentage	24%	28%	48%	100%	

**FUEL ADJUSTMENT & NET METERING RATES
AS OF OCTOBER 31, 2022**

DISBURSEMENTS ANALYSIS

AS OF OCTOBER 31, 2022

**FIXED ASSET PURCHASES
FOR THE ONE MONTH ENDED OCTOBER 31, 2022**

**P-CARD REPORT & BANK STATEMENT
AS OF October 31, 2022**

BANK OF AMERICA 
Purchasing Card

 FL CITY OF QUINCY
 XXXX-XXXX-XXXX-5777
 October 05, 2022 - November 04, 2022

Company Statement

Account Information	Payment Information	Account Summary
Mail Billing Inquiries to: BANKCARD CENTER PO Box 660441 Dallas, TX 75266-0441 TTY Hearing Impaired: Dial "711" Outside the U.S.: 1 509 353 6656 24 Hours For Lost or Stolen Card: 1 888.449 2273 24 Hours	Statement Date 11/04/22 Payment Due Date 11/18/22 Days in Billing Cycle 31 Credit Limit \$250,000 Cash Limit \$50,000 Total Payment Due \$10,568.98	Previous Balance \$2,394.69 Payments -\$2,394.69 Credits \$0.00 Cash \$0.00 Purchases \$10,568.98 Other Debits \$0.00 Overlimit Fee \$0.00 Late Payment Fee \$0.00 Cash Fees \$0.00 Other Fees \$0.00 Finance Charge \$0.00 Current Balance \$10,568.98

Important Messages

Please do not send payment. Your automatic payment is scheduled to be credited to this account on 11/18/22.

Global Card Access - your card information whenever, wherever and however you need it. From the dashboard, you can quickly check your credit limit, balance, available credit and recent card activity. Other features like View PIN, Change PIN, Lock Card and Alerts help you keep your card secure. For added convenience, you can easily view or download your current statement up to 12 months of past statements. Visit www.bofa.com/globalcardaccess to register your card and start using Global Card Access today.

Cardholder Activity Summary

Account Number Credit Limit	Credits	Cash	Purchases and Other Debits	Total Activity
--------------------------------	---------	------	-------------------------------	----------------

0239469 1056898 1056898 4715290003775777

 Account Number: XXXX-XXXX-XXXX- 5777
 October 05, 2022 - November 04, 2022

Total Payment Due **\$10,568.98**
Payment Due Date **11/18/22**

Enter payment amount

\$

 BANK OF AMERICA
 PO BOX 15731
 WILMINGTON, DE 19886-5731

 FL CITY OF QUINCY
 404 W JEFFERSON ST
 QUINCY, FL 32351-2328

 Mail this coupon along with your check payable to:
 BANK OF AMERICA

FL CITY OF QUINCY
 XXXX-XXXX-XXXX-5777
 October 05, 2022 - November 04, 2022

Transactions								
<i>Posting Transaction</i>								
Date	Date	Description	Reference Number	MCC	Charge	Credit		
10/14	10/13	ANIXTER PS#71 TALLAHASSEE 224-5218000 FL	24436542287000010877859	5065	272.63			
10/19	10/18	SUBER & WEAVER EQUIPMENT TALLAHASSEE FL	24426292291027016555526	7538	383.47			
10/20	10/19	GRAYBAR ELECTRIC COMPANY 314-573-9200 MO	24412952292069178522047	5065	284.82			
10/20	10/19	360TRAINING.COM INC 877-8812235 TX	24744552292520000044367	8299	53.10			
SHACKELFORD, JANICE							Total Activity	364.43
Account Number: XXXX-XXXX-XXXX-1522								
10/06	10/05	SAMSClub #8120 TALLAHASSEE FL	24226382279091008628599	5300	212.48			
10/06	10/05	SAMS CLUB #8120 TALLAHASSEE FL	24445002279400191260160	5300	136.96			
10/12	10/11	ADOBE *800-833-6687 ADOBE LY/ENUSCA	24692162284101969611254	5734	14.99			
ZONING, PLANNING AND							Total Activity	444.75
Account Number: XXXX-XXXX-XXXX-6723								
10/28	10/27	Gadsden County Quincy FL	24204292300003890169764	9211	10.35			
11/01	10/31	FLWRSBAKRY0091 QUINCY FL	24013392304003596261050	5499	47.60			
11/01	10/31	PIGGLY WIGGLY - FOO QUINCY FL	24427332304720218491213	5411	226.58			
11/01	10/31	PIGGLY WIGGLY - FOO QUINCY FL	24427332304720218491908	5411	52.74			
11/04	11/03	BEST BUY 00004358 TALLAHASSEE FL	24399002307295001031120	5732	107.48			

Finance Charge Calculation

Your Annual Percentage Rate (APR) is the annual interest rate on your account.

	Annual Percentage Rate	Balance Subject to Interest Rate	Finance Charges by Transaction Type
PURCHASES	0.00%	\$0.00	\$0.00
CASH	0.00%	\$0.00	\$0.00

V = Variable Rate (rate may vary). Promotional Balance = APR for limited time on specified transactions.

NOVEMBER 2022 FINANCIAL REPORT

**CITY OF QUINCY, FL FINANCIAL STATEMENTS
FOR THE TWO MONTHS ENDED NOVEMBER 30, 2022**



FINANCIAL REPORTS

January 18, 2022

ABSTRACT

The City of Quincy is following the path of financial prudence to ensure the effective usage and management of the available assets and resources to meet the goals and objectives of the City's Commissioners and City Management. The attached financial statements and reports tell the story and highlight the path the City is following...

Marcia Carly, MS, CPA
Finance Director

**CITY OF QUINCY, FL
MONTHLY FINANCIAL REPORTS
FOR THE TWO MONTHS ENDED NOVEMBER 30, 2022**

TABLE OF CONTENTS

Description of Report	Finance Personnel
❖ Overview	Marcia Carty
❖ Summary Report of Revenues & Expenses	Marcia Carty
❖ Operating Actual Revenues/Expenses	Marcia Carty
❖ Statement of Operating Revenues	Amanda Matthews
❖ Statement of Operating Expenses	Amanda Matthews
❖ Debt Service Coverage Report	Marcia Carty
❖ Grant Report	Marcia Carty
❖ Utility Billing Report	Donna Reeves
❖ Electric Revenue Prior Year Analysis	Artenia Jones
❖ Electric Revenue Budget vs Actual Analysis	Artenia Jones
❖ Customer Service Receipts Collected	LaTrenda Gainous
❖ Arrears Report	Artenia Jones
❖ Purchase Power (Fuel) Adjustment Report	Amanda Matthews
❖ Net Metering Report	Amanda Matthews
❖ Disbursements Report	Amanda Matthews
❖ Budget Transfer Report	Marcia Carty
❖ Fixed Asset Purchases Report	Andrea Burks
❖ P-Card Report & Bank Statement	Amanda Matthews
❖ Bank Reconciliations & Statements	Marcia Carty
○ Variance FY 2022 versus FY 2023	
○ Prior Month OCTOBER 2022 versus NOVEMBER 2022	
○ Bank Reconciliations and Bank Statements	
○ Bank Accounts Spendable Type	

OVERVIEW OF THE FINANCIAL REPORTS

Overview of the Monthly Financial Reports for NOVEMBER 30, 2022 By Finance Director Marcia Carty, CPA

FOR THE TWO MONTHS ENDED NOVEMBER 30, 2022, the following should be noted:

2. Gross operating revenues generated for the two months ended NOVEMBER 30, 2022 were \$6,301,998 with \$1,934,325 from general fund and \$4,367,673 from enterprise fund, which was 14.1% of the budget for the year, \$38,752,074.
3. Total operating expenses equaled \$5,521,968, of which \$1,614,515 was disbursed from governmental fund and \$3,907,453 from enterprise fund.
4. Net results for the City of Quincy were \$780,030 or 1.8% of total budget.
5. Debt service coverage rate is greater than 1.0; currently equaling 2.74.
6. Grant budget is \$4,716,915 for both revenues and expenses. Actual transactions equal \$23,517.
7. Utility billing for both cycles in NOVEMBER 2022 experienced changes – decrease of thirteen (13) accounts for cycle one and increase of 33 (thirty-three) accounts for cycle two. Both consumption and revenues decreased when compared to NOVEMBER, 2021. Fuel rate adjustment billed is \$113,478 more than prior year. There are 4,773 accounts – residential being 3,982 and commercial/industrial is 791.
8. For the month ended NOVEMBER 30, 2022, Electric Utility billing is \$225,963 less than the prior year, with the bulk of the change being contributed to the ARPA Grant. Actual revenues are more than budget by \$88,504.
9. Monthly receipts collected by the Customer Service Division equaled \$2,040,521, with \$1,097,026 directly related to Utility Billing payments.
10. Arrears Report reflects a total of \$230,809, a decrease of \$26,383.
11. Purchase power adjustment (fuel) rate adjustment decreased by .0153, from .0377, down to .0224, when compared to OCTOBER 2022.
12. Calculated Net Meter rate decreased from .04345 to .0361, when compared to OCTOBER, 2022, or a change of .0735.
13. Total disbursements approximated \$3.25 million, paid with 635 checks, NODs, and ACHs.
14. Monthly budget transfers requested by the Commissioners and the Directors totaled \$102,436.
15. For the month of NOVEMBER 2022, fixed asset purchases were \$48,805.90 – 4% of the budgeted amount of \$1,346,660; CRA expended \$40,000.
16. P-card purchases for the month of NOVEMBER 2022 was \$13,420.92.

Items of Concern – Installation of Exceleron has not been completed – still using Point n Pay and being charged 2.52% of credit card payments processed instead of \$2.95 per transaction. Bank account balances not being used for operating activity should be earning more passive income.

Conclusion – the City is continuing an up-hill path, and the enhanced financial management efforts are producing positive results.

**SUMMARY REPORT OF REVENUES AND EXPENSES
FOR THE TWO MONTHS ENDED NOVEMBER 30, 2022**

CITY OF QUINCY, FL
SUMMARY - REVENUES AND EXPENSES FOR THE TWO MONTHS ENDED NOVEMBER 30, 2022

ACCOUNT DESCRIPTION	FY 2023 OPERATING BUDGET	FY 2023 2 MONTHS YTD OPERATING ACTUAL	YTD % (100%)
TOTAL GOVERNMENTAL REVENUES	12,320,209	1,934,325	15.7%
GOVERNMENTAL FUNDS EXPENSES	-12,320,209	-1,614,515	-13.1%
NET GOVERNMENTAL FUND RESULTS	<u>0</u>	<u>319,810</u>	<u>16.5%</u>
TOTAL ENTERPRISE FUND REVENUES	26,431,865	4,367,673	16.5%
TOTAL ENTERPRISE FUND EXPENSES	-26,431,865	-3,907,453	-14.8%
NET ENTERPRISE FUND RESULTS	<u>0</u>	<u>460,220</u>	<u>10.5%</u>
TOTAL OPERATING REVENUES	<u>38,752,074</u>	6,301,998	16.3%
TOTAL OPERATING EXPENSES	<u>-38,752,074</u>	-5,521,968	-14.2%
NET TOTAL OPERATING RESULTS	<u>\$0</u>	<u>\$780,030</u>	<u>0.5%</u>
GRANT REVENUES	4,716,915	23,517	0.5%
GRANT EXPENSES	-4,716,915	-23,517	-0.5%
NET GRANT OPERATIONS	<u>\$0</u>	<u>\$0</u>	<u>0.0%</u>
CITYWIDE TOTAL REVENUES	43,468,989	6,325,515	14.6%
CITYWIDE TOTAL EXPENSES	<u>-43,468,989</u>	<u>-5,545,485</u>	<u>-12.8%</u>
NET CITYWIDE TOTAL OPERATIONS	<u>\$0</u>	<u>\$780,030</u>	<u>12.3%</u>

**OPERATING ACTUAL REVENUES/EXPENSES
FOR THE TWO MONTHS ENDED NOVEMBER 30, 2022**

CITY OF QUINCY, FL
CITYWIDE OPERATING REVENUES AND EXPENSES FOR THE TWO MONTHS ENDED NOVEMBER 30, 2022

	TWO MONTHS YTD ACTUAL
REVENUES	
Governmental	\$1,934,325
Enterprise	4,367,673
Total Revenues	<u>\$6,301,998</u>
EXPENDITURES	
Personnel	\$1,319,514
Contractual Services	391,594
Professional Services	16,942
Purchased Electric	1,294,825
Purchased Gas	170,825
Reserves/ Perks & Facilities	2,163
Gas, Oil & Grease, Tires, Auto Parts & Repair	20,649
Telephone	23,126
Utilities	80,659
Commercial & Residential Refuse	118,246
Insurance - Property Liability	242,327
Repair & Maintenance	20,619
Yard Tipping Cost	7,078
Other Operating Expenses	45,648
Training & Software	18,373
Operating Materials& Supplies	47,060
Uniforms	33,986
Athletic Equipment	16,158
Dues, Publications, Subscriptions & Memberships	22,421
Other Operating Expenses - IT Support	31,992
CRA Operations & Projects	43,335
Capital Expenditures	8,806
Aid to Private Organizations	51,000
Debt Service - Principal and Interest	453,308
Transfers	914,613
Business Activity - Enterprise	126,701
Total Expenditures	<u>5,521,968</u>
NET INCOME (LOSS)	<u><u>\$780,030</u></u>

STATEMENT OF OPERATING REVENUES
FOR THE TWO MONTHS ENDED NOVEMBER 30, 2022

CITY OF QUINCY, FL
OPERATING REVENUES FOR THE TWO MONTHS ENDED NOVEMBER 30, 2022 - BUDGET TO ACTUAL

ACCOUNT_#	ACCOUNT DESCRIPTION	ADJUSTED_ BUDGET 2023	MONTHS_Y TD 2023	OVER_(UND ER) ADJUSTED_ BUDGET	YTD_%	PRIOR_YTD 2022	PRIOR_YTD_% 2022
GOVERNMENTAL FUNDS							
	GEN FUND REV						
001-311-10000	CURRENT AD VALOREM TAX	\$1,672,337	\$402,711	\$1,269,626	24%	\$283,125	21%
001-312-41000	SALES-LOCAL OPTION GAS TAX	\$267,471	\$23,143	\$244,328	9%	\$11,568	5%
001-312-60000	LOCAL GOV INFRASTRUCTURE SURTA	\$641,829	\$148,879	\$492,950	23%	\$38,086	6%
001-314-80000	UTILITY SERVICE TAX - PROPANE	\$9,284	\$775	\$8,509	8%	\$931	13%
001-315-00000	COMMUNICATION SERVICES TAX	\$251,348	\$43,158	\$208,190	17%	\$18,996	8%
001-321-10000	PROFESSIONAL & OCCUPATION LICE	\$25,000	\$4,512	\$20,488	18%	\$14,419	52%
001-322-10000	PERMITS	\$190,235	\$27,596	\$162,639	15%	\$23,010	21%
001-329-10000	OTHER LICENSES, FEES & PERMITS	\$1,731	\$375	\$1,356	22%	\$520	37%
001-331-50000	FEMA REIMBURSEMENT MICHAEL	\$276,985	\$0	\$276,985	0%	\$0	0%
001-335-12000	STATE REVENUE SHARING PROCEEDS	\$358,200	\$62,851	\$295,349	18%	\$28,387	8%
001-335-14000	STATE - MOBILE HOME LICENSE	\$2,947	\$116	\$2,831	4%	\$224	13%
001-335-15000	STATE - ALCOHOLIC BEVERAGE LIC	\$4,042	\$2,264	\$1,778	56%	\$2,189	37%
001-335-17000	STATE - D O T REIMBURSEMENT	\$336,443	\$71,720	\$264,723	21%	\$0	0%
001-335-18000	STATE - HALF CENT SALES TAX	\$400,151	\$72,866	\$327,285	18%	\$29,119	8%
001-335-23000	FIREFIGHTERS SUPP COMPENSATION	\$2,520	\$0	\$2,520	0%	\$630	21%
001-335-41000	STATE - REBATE ON MUN VEH FUEL	\$13,760	\$1,396	\$12,364	10%	\$1,135	10%
001-335-43000	STATE DEPARTMENT OF HIGHWAY PA	\$947	\$130	\$817	14%	\$215	26%
001-340-21000	SERVICES - COUNTY FIRE PROTECT	\$486,668	\$0	\$486,668	0%	\$0	0%
001-340-21500	SERVICES-FIRE INSPECTIONS	\$5,545	\$250	\$5,295	5%	\$350	7%
001-347-21000	REVENUE - BASEBALL	\$9,104	\$0	\$9,104	0%	\$0	0%
001-347-22000	REVENUE - FOOTBALL	\$10,000	\$7,306	\$2,694	73%	\$3,680	66%
001-347-23000	REVENUE - BASKETBALL	\$5,815	\$315	\$5,500	5%	\$970	18%
001-347-24000	REVENUE - DAY CAMP	\$3,749	\$0	\$3,749	0%	\$0	0%
001-347-25000	REVENUE - CHEERLEADING	\$500	\$0	\$500	0%	\$0	0%
001-347-26000	REVENUE - SOFTBALL	\$2,000	\$0	\$2,000	0%	\$0	0%
001-347-27000	REVENUE - OTHER ACTIVITY FEES	\$3,000	\$0	\$3,000	0%	\$0	0%
001-347-28000	REVENUE - TRACK & FIELD	\$1,000	\$0	\$1,000	0%	\$0	0%
001-347-29000	REVENUE - KICKBALL	\$1,000	\$0	\$1,000	0%	\$0	0%

**CITY OF QUINCY, FL
OPERATING REVENUES FOR THE TWO MONTHS ENDED NOVEMBER 30, 2022 - BUDGET TO ACTUAL**

ACCOUNT_#	ACCOUNT DESCRIPTION	ADJUSTED_ BUDGET 2023	MONTHS_Y TD 2023	OVER_(UND ER) ADJUSTED_ BUDGET	YTD_%	PRIOR_YTD 2022	PRIOR_YTD _% 2022
001-347-30000	RENT ON FACILITIES	\$30,000	\$3,279	\$26,721	11%	\$3,162	17%
001-347-41000	REVENUE - POOL ADMISSION FEES	\$750	\$0	\$750	0%	\$0	0%
001-347-46993	QuincyFest Vendors	\$700	\$0	\$700	0%	\$0	0%
001-347-50000	COKE FUND REVENUE	\$300	\$127	\$173	42%	\$0	0%
001-359-10000	OTH FINES & FORFEITS	\$50,000	\$7,088	\$42,912	14%	\$3,989	12%
001-359-20000	CODE ENFORCEMENT FINES	\$25,000	\$5,400	\$19,600	22%	\$0	0%
001-364-11000	SALE OF LAND - HILLCREST CEMET	\$26,000	\$3,544	\$22,456	14%	\$3,014	11%
001-364-12000	SALE OF LAND - SUNNYVALE CEMET	\$45,000	\$6,476	\$38,524	14%	\$7,025	9%
001-366-00004	DONATIONS	\$2,500	\$0	\$2,500	0%	\$0	0%
001-369-90000	OTHER MISCELLANEOUS REVENUES	\$80,000	\$18,246	\$61,754	23%	\$5,735	6%
001-369-90100	GULF BREEZE INTERLOCAL AGREEME	\$200,000	\$0	\$200,000	0%	\$0	0%
001-369-92000	CRA Administrative Fees	\$20,012	\$3,335	\$16,677	17%	\$3,335	17%
001-369-95000	Insurance Proceeds	\$6,040	\$1,551	\$4,489	26%	\$0	0%
001-369-96000	DONATIONS	\$0	\$250	-\$250	0%	\$0	0%
001-382-10000	CONTRIBUTION FR INTER OPER-ELE	\$4,402,907	\$768,376	\$3,634,531	17%	\$705,334	16%
001-382-20000	CONTRIBUTION FR INTER OPER-GAS	\$217,550	\$23,758	\$193,792	11%	\$69,611	17%
001-382-30000	CONTRIBUTION FR INTER OPER-WAT	\$440,535	\$68,948	\$371,588	16%	\$122,821	17%
001-382-40000	CONTRIBUTION FR INTER OPER-REF	\$209,670	\$34,945	\$174,725	17%	\$14,945	17%
001-382-50000	CONTRIBUTION FR INTER OPER-SEW	\$257,829	\$18,586	\$239,243	7%	\$19,698	18%
001-382-60000	CONTRIBUTION FR INTER OPER LAN	\$0	\$0	\$0	0%	\$167	17%
001-389-00000	USE OF FUND BALANCE	\$443,299	\$0	\$443,299	0%	\$0	0%
	TOTAL GENERAL FUND REVS	\$11,441,703	\$1,834,272	\$9,607,429	16%	\$2,672,776	20%
	COMMUNITY REDEVELOPMENT FUND						
002-341-00000	CRA TIF COUNTY FUNDS	\$412,132	\$0	\$412,132	0%	\$0	0%
002-341-10000	CRA TIF CITY FUNDS	\$321,428	\$100,000	\$221,428	31%	\$0	0%
002-361-10000	INTEREST REVENUE	\$100	\$53	\$47	53%	\$0	0%
002-389-00000	USE OF FUND BALANCE	\$144,846	\$0	\$144,846	0%	\$0	0%
	TOTAL CRA REVENUE	\$878,506	\$100,053	\$778,453	11%	\$0	0%
	TOTAL GOVERNMENTAL FUNDS	\$12,320,209	\$1,934,325	\$10,385,882	16%	\$2,672,776	20%

CITY OF QUINCY, FL
OPERATING REVENUES FOR THE TWO MONTHS ENDED NOVEMBER 30, 2022 - BUDGET TO ACTUAL

ACCOUNT_#	ACCOUNT DESCRIPTION	ADJUSTED_BUDGET_2023	MONTHS_YTD_2023	OVER_(UNDER)_ADJUSTED_BUDGET	YTD_%	PRIOR_YTD_2022	PRIOR_YTD_%_2022
ENTERPRISE FUNDS							
BUSINESS ACTIVITY AND CUSTOMER							
400-381-10000	INTERFUND TRANSFER	\$760,196	\$126,700	\$633,497	17%	\$112,267	17%
ENTERPRISE FUND REVENUES							
SEWER							
402-343-10000	SALES	\$2,002,607	\$320,509	\$1,682,098	16%	\$328,144	16%
402-343-16000	CONNECTIONS	\$8,457	\$1,764	\$6,693	21%	\$896	10%
402-343-17000	FORFEITED DISCOUNTS - PENALTY	\$30,805	\$4,976	\$25,829	16%	\$5,105	16%
402-343-27000	MISCELLANEOUS CHARGES	\$273	\$3,399	-\$3,126	1245%	\$0	0%
402-343-50000	SEWER SURCHARGE O/S	\$51,712	\$9,809	\$41,903	19%	\$8,452	14%
402-361-10000	INTEREST REVENUE	\$426	\$168	\$258	40%	\$54	17%
402-369-90000	OTHER MISCELLANEOUS REVENUE	\$0	\$6,652	-\$6,652	0%	\$0	0%
402-381-10000	INTERFUND TRANSFER	\$0	\$0	\$0	0%	\$3,029	17%
	TOTAL SEWER REV	\$2,094,280	\$347,277	\$1,747,002	17%	\$457,947	7%
ELECTRIC							
403-331-01019	H-M FEMA REIMB MICHAEL	\$514,000	\$0	\$514,000	0%	\$0	0%
403-343-11000	RESIDENTIAL SALES	\$6,023,865	\$915,340	\$5,108,525	15%	\$863,028	16%
403-343-12000	COMMERCIAL SALES	\$8,076,860	\$1,439,724	\$6,637,136	18%	\$1,279,422	18%
403-343-13000	INDUSTRIAL SALES	\$1,880,237	\$420,830	\$1,459,407	22%	\$289,913	21%
403-343-14000	STREET LIGHTING SALES	\$71,067	\$9,799	\$61,268	14%	\$7,888	77%
403-343-15000	INTERDEPARTMENTAL SALES	\$375,387	\$38,803	\$336,584	10%	\$62,951	20%
403-343-16000	CONNECTIONS	\$63,021	\$976	\$62,045	2%	\$29,510	56%
403-343-16500	Hurricane Michael Surcharge	\$392,299	\$158,749	\$233,550	40%	\$161,665	16%
403-343-17000	FORFEITED DISCOUNTS - PENALTY	\$245,470	\$48,309	\$197,161	20%	\$28,812	19%
403-343-18000	SALE OF MATERIAL	\$13,705	\$0	\$13,705	0%	\$10,077	0%
403-343-18500	SPECIAL PROJECT - MATERIAL SAL	\$38,651	\$84	\$38,567	0%	\$27,954	0%
403-343-19000	CUT ON/OFF FEES	\$11,178	\$680	\$10,498	6%	\$2,948	10%
403-343-24000	TRANSFORMER RENT	\$8,628	\$1,410	\$7,218	16%	\$1,410	16%
403-343-27000	MISCELLANEOUS CHARGES	\$7,053	-\$164	\$7,217	-2%	\$1,117	15%

**CITY OF QUINCY, FL
OPERATING REVENUES FOR THE TWO MONTHS ENDED NOVEMBER 30, 2022 - BUDGET TO ACTUAL**

ACCOUNT #	ACCOUNT DESCRIPTION	ADJUSTED BUDGET 2023	MONTHS_YTD 2023	OVER_(UNDER) ADJUSTED BUDGET	YTD_%	PRIOR_YTD 2022	PRIOR_YTD_% 2022
403-343-90000	MISCELLANEOUS REVENUES	\$21,129	\$424	\$20,705	2%	\$150	0%
403-361-10000	INTEREST REVENUE	\$1,398	\$713	\$685	51%	\$40	4%
403-369-90000	MISCELLANEOUS REVENUES	\$7,222	\$11,055	-\$3,833	153%	\$1,130	0%
	TOTAL ELECTRIC REV	\$17,751,170	\$3,046,732	\$14,704,438	17%	\$3,272,995	19%
WATER							
404-343-10000	SALES	\$1,699,030	\$287,750	\$1,411,280	17%	\$319,448	16%
404-343-15000	INTERDEPARTMENTAL SALES	\$78,388	\$10,483	\$67,905	13%	\$11,704	13%
404-343-16000	CONNECTIONS	\$29,550	\$1,429	\$28,121	5%	\$7,024	30%
404-343-17000	FORFEITED DISCOUNTS-PENALTIES	\$30,896	\$4,367	\$26,529	14%	\$4,229	17%
404-343-27000	MISCELLANEOUS CHARGES	\$24,134	\$11,431	\$12,703	47%	-\$88	0%
404-343-30000	WATER SURCHARGE O/S	\$93,879	\$16,848	\$77,031	18%	\$24,575	23%
404-361-10000	INTEREST REVENUE	\$1,156	\$2,212	-\$1,056	191%	\$183	10%
404-369-90000	Miscellaneous Reveune	\$62	\$0	\$62	0%	\$0	0%
	TOTAL WATER REV	\$1,957,095	\$334,520	\$1,622,575	17%	\$367,074	16%
GAS							
405-343-10000	GAS SALES	\$1,836,740	\$190,060	\$1,646,680	10%	\$240,021	16%
405-343-15000	GAS INTERDEPARTMENTAL SALES	\$9,299	\$593	\$8,706	6%	\$342	4%
405-343-16000	GAS CONNECTIONS	\$3,639	\$388	\$3,252	11%	\$1,275	12%
405-343-17000	GAS FORFEITED DISCS-PENALTIES	\$31,963	\$3,222	\$28,741	10%	\$5,610	21%
405-343-27000	GAS OTHER CHARGES	\$0	\$250	-\$250	0%	-\$313	48-%
405-361-10000	INTEREST REVENUE	\$80	\$152	-\$72	190%	\$17	13%
405-369-90000	MISCELLANEOUS REVENUE	\$148,135	\$21,553	\$126,583	15%	\$0	0%
	TOTAL GAS REV	\$2,029,856	\$216,217	\$1,813,639	11%	\$246,952	11%
REFUSE							
406-343-11000	RESIDENTIAL SALES	\$780,913	\$123,938	\$656,975	16%	\$122,641	17%
406-343-12000	COMMERCIAL SALES	\$547,487	\$98,819	\$448,668	18%	\$88,604	17%
406-343-15000	YARD TRASH COLLECTION	\$150,283	\$23,814	\$126,469	16%	\$23,825	16%
406-343-17000	FORFEITED DISCOUNTS-PENALTIES	\$20,000	\$3,577	\$16,423	18%	\$3,252	18%
	TOTAL REFUSE REV	\$1,498,683	\$250,148	\$1,248,535	17%	\$238,322	16%

CITY OF QUINCY, FL
OPERATING REVENUES FOR THE TWO MONTHS ENDED NOVEMBER 30, 2022 - BUDGET TO ACTUAL

ACCOUNT #	ACCOUNT DESCRIPTION	ADJUSTED BUDGET 2023	MONTHS YTD 2023	OVER (UNDER) ADJUSTED BUDGET	YTD %	PRIOR YTD 2022	PRIOR YTD % 2022
	LANDFILL						
407-343-44000	GARBAGE TIPPING FEES	\$148,597	\$14,081	\$134,516	9%	\$29,146	19%
407-381-00010	Non-Operating Transfer	\$0	\$0	\$0	0%	\$1,828	15%
	TOTAL LANDFILL REV	\$148,597	\$14,081	\$134,516	9%	\$30,974	19%
	TELECOMMUNICATION						
508-381-00010	Non-Operating Transfer	\$181,988	\$30,331	\$151,657	17%	\$21,833	16%
508-381-10000	INTERFUND TRANSFER FROM GENERA	\$5,000	\$833	\$4,167	17%	\$644	17%
508-381-30000	INTERFUND TRANSFER FROM CRA	\$5,000	\$833	\$4,167	17%	\$667	17%
	TOTAL TELECOMMUNICATIONS REV	\$191,988	\$31,998	\$159,990	17%	\$23,144	16%
	TOTAL ENTERPRISE FND REVS	\$26,431,865	\$4,367,673	\$22,064,191	16%	\$4,749,675	15%
	TOTAL REVENUES	\$38,752,074	\$6,301,998	\$32,450,073	15%	\$7,422,451	17%

STATEMENT OF OPERATING EXPENSES
FOR THE TWO MONTHS ENDED NOVEMBER 30, 2022

CITY OF QUINCY, FL
STATEMENT OF OPERATING EXPENSES FOR THE TWO MONTHS ENDED NOVEMBER 30, 2022

G/L ACCT #	ACCOUNT DESCRIPTION	FY 2023 OPERATING BUDGET	FY 2023 2 MONTHS YTD OPERATING ACTUAL	FY 2023 OPERATING BUDGET BALANCE	FY 2023 2 MONTHS YTD OPERATING 16.7%	FY 2022 2 MONTHS YTD OPERATING ACTUAL	YTD% 2022
GENERAL FUND EXPENSES							
	CITY COMMISSION						
001-110-511-10110	SALARIES & WAGES	186,128.00	24,850.00	161,278.00	13.4 %	25,560.00	13.73 %
001-110-511-10210	FICA TAXES	14,239.00	1,830.00	12,409.03	12.9 %	1,905.00	13.42 %
001-110-511-10220	RETIREMENT CONTRIBUTIONS	22,335.00	2,982.00	19,353.07	13.4 %	3,067.00	13.78 %
001-110-511-10230	LIFE & HEALTH INSURANCE	30,153.00	3,214.00	26,938.62	10.7 %	2,474.00	13.75 %
001-110-511-30343	PROFESSIONAL SERVICES	20,000.00	350.00	19,650.00	1.8 %	3,650.00	11.33 %
001-110-511-30390	CONTINGENCIES-RESERVES	4,000.00	-	4,000.00	0	-	0
001-110-511-30434	SENIOR SERVICES	10,000.00	-	10,000.00	0	-	0
001-110-511-30436	COMMUNITY OUTREACH	-	-	-	0	-	0
001-110-511-30437	COMMUNITY EVENTS	22,400.00	-	22,400.00	0	-	0
001-110-511-30491	OTHER EXPENSES	14,000.00	916.00	13,084.05	6.5 %	2,797.00	14.93 %
001-110-511-31000	OTHER OPERATING IT SUPPORT	9,500.00	1,583.00	7,916.66	16.7 %	1,400.00	16.66 %
001-110-511-80820	AID TO PRIVATE ORGANIZATIONS	51,000.00	51,000.00	-	100.0 %	-	0
001-110-519-30500	LEGAL ADS & RECORDINGS	3,200.00	-	3,200.00	0	-	0
001-110-552-60620	CHAMBER BUILDING IMPROVEMENTS	5,000.00	-	5,000.00	0	-	0
	TOTAL CITY COMMISSION	391,955.00	86,725.00	305,229.43	22.0-%	40,853.00	11.00-%
	CITY MANAGER						
001-160-512-10110	SALARIES & WAGES	110,000.00	10,365.00	99,634.61	9.4 %	10,640.00	6.72 %
001-160-512-10120	REGULARY SALARIES & WAGES	47,000.00	363.00	46,636.93	0.8	11,774.00	29.87 %
001-160-512-10210	FICA TAXES	12,011.00	841.00	11,169.69	7.0 %	1,707.00	13.38 %
001-160-512-10220	RETIREMENT CONTRIBUTIONS	18,840.00	1,287.00	17,552.62	6.8 %	2,690.00	11.85 %
001-160-512-10230	LIFE & HEALTH INSURANCE	25,434.00	3,281.00	22,153.41	12.9 %	1,284.00	14.60 %
001-160-512-30341	CONTRACTUAL SERVICES	5,000.00	5,000.00	-	100.0 %	4,978.00	15.66 %
001-160-512-30343	PROFESSIONAL SERVICES	3,500.00	-	3,500.00	0	-	0
001-160-512-30402	TRAVEL EXPENSE	1,500.00	-	1,500.00	0	-	0
001-160-512-30403	GAS	4,000.00	-	4,000.00	0	483.00	10.15 %
001-160-512-30410	TELEPHONE	8,000.00	932.00	7,068.17	11.6 %	727.00	8.22 %
001-160-512-30461	REPAIR & MAINTENANCE OFFICE EQ	4,600.00	-	4,600.00	0	-	0
001-160-512-30491	OTHER OPERATING EXPENSE	8,000.00	999.00	7,000.77	12.5 %	858.00	11.70 %

CITY OF QUINCY, FL
STATEMENT OF OPERATING EXPENSES FOR THE TWO MONTHS ENDED NOVEMBER 30, 2022

001-160-512-30511	OFFICE SUPPLIES GENERAL	3,000.00	80.00	2,920.00	2.7%	-	0
001-160-512-31000	OTHER OPERATING EXP - IT SUPPO	9,500.00	1,583.00	7,916.66	16.7%	1,400.00	16.66%
	TOTAL CITY MANAGER	260,385.00	24,731.00	235,652.86	9.0%	36,541.00	12.00%
	CITY ATTORNEY						
001-120-514-30341	CONTRACTUAL SERVICES	300,000.00	48,638.00	251,362.50	16.2%	-	0
001-120-514-30402	TRAVEL	500.00	-	500.00	0	-	0
001-120-514-30491	OTHER OPERATING EXPENSE	500.00	-	500.00	0	-	0
001-120-514-31000	OTHER OPERATING EXP - IT SUPPO	-	-	-	0	1,400.00	16.66%
	TOTAL CITY ATTORNEY	301,000.00	48,638.00	252,362.50	16.0%	1,400.00	0
	CITY CLERK						
001-130-519-10110	SALARIES & WAGES	50,000.00	7,387.00	42,613.09	14.8%	6,785.00	13.11%
001-130-519-10210	FICA TAXES	3,825.00	584.00	3,240.73	15.3%	534.00	13.05%
001-130-519-10220	RETIREMENT CONTRIBUTIONS	6,000.00	886.00	5,113.56	14.8%	814.00	13.78%
001-130-519-10230	LIFE & HEALTH INSURANCE	8,100.00	278.00	7,821.65	3.4%	218.00	10.24%
001-130-519-30341	CONTRACTUAL SERVICES	2,500.00	-	2,500.00	0	-	0
001-130-519-30343	PROFESSIONAL SERVICES	3,000.00	-	3,000.00	0	175.00	8.27%
001-130-519-30402	TRAVEL EXPENSE	1,000.00	-	1,000.00	0	-	0
001-130-519-30410	TELEPHONE	5,500.00	848.00	4,651.81	15.4%	481.00	7.51%
001-130-519-30461	REPAIR & MAINT - OFFICE EQUIPM	2,000.00	-	2,000.00	0	-	0
001-130-519-30491	OTHER OPERATING EXPENSE	2,000.00	355.00	1,645.00	17.8%	1,067.00	38.68%
001-130-519-30493	TRAINING	600.00	-	600.00	0	-	0
001-130-519-30500	LEGAL ADS AND RECORDING FEES	5,000.00	-	5,000.00	0	-	0
001-130-519-30511	OFFICE SUPPLIES-GENERAL	600.00	137.00	463.04	22.8%	190.00	26.40%
001-130-519-31000	OTHER OPERATING EXP - IT SUPPO	5,000.00	833.00	4,166.66	16.7%	833.00	16.66%
	TOTAL CITY CLERK	95,125.00	11,308.00	83,815.54	12.0%	11,097.00	13.00%
	NON-DEPARTMENTAL						
001-001-519-10272	INVESTMENT EXPENSE	1,020.00	-	1,020.00	0	-	0
001-001-519-30320	ACCOUNTING & AUDITING SERVICES	35,357.00	-	35,357.00	0	-	0
001-001-519-30341	CONTRACTUAL SERVICES	30,000.00	-	30,000.00	0	3,500.00	6.14%
001-001-519-30342	RECORDING OF THE COMMISSION MT	43,500.00	4,000.00	39,500.00	9.2%	7,000.00	16.09%
001-001-519-30343	PROFESSIONAL SERVICES	3,178.00	-	3,178.00	0	-	0
001-001-519-30391	RESERVES - FUNDING OF RESTRICT	400.00	-	400.00	0	-	0
001-001-519-30410	TELEPHONE	1,924.00	546.00	1,377.56	28.4%	-	0
001-001-519-30440	SUMMER YOUTH WORK PROGRAM	24,000.00	-	24,000.00	0	-	0
001-001-519-30451	INSURANCE	575,000.00	143,228.00	431,772.06	24.9%	108,607.00	21.42%

CITY OF QUINCY, FL
STATEMENT OF OPERATING EXPENSES FOR THE TWO MONTHS ENDED NOVEMBER 30, 2022

001-001-519-30465	COPIER PAYMENT	1,898.00	300.00	1,597.58	15.8 %	338.00	17.35 %
001-001-519-30490	INTEREST EXPENSE	3,083.00	-	3,083.00	0	-	0
001-001-519-30491	OTHER OPERATING EXPENSE	35,000.00	23,870.00	11,129.82	68.2 %	790.00	2.45 %
001-001-519-30512	POSTAGE	3,349.00	-	3,349.00	0	-	0
001-001-519-70730	TRANSFER DEBT SVC CAP IMP BOND	361,663.00	60,000.00	301,663.00	16.6 %	60,000.00	16.53 %
001-001-519-70731	HONEYWELL LOAN PRINCIPAL	17,117.00	-	17,117.00	0	-	0
001-001-519-70732	HONEYWELL LOAN INTEREST	598.00	-	598.00	0	-	0
003-001-519-90000	TRANSFER TO INTERNAL SERVICE F	5,000.00	833.00	4,166.66	16.7 %	644.00	16.66 %
001-001-552-30645	CRA TIF: ECONOMIC ENVIRON.	321,428.00	-	321,428.00	0	-	0
	TOTAL NON-DEPARTMENTAL	1,463,515.00	232,777.00	1,230,736.68	16.0-%	180,879.00	14.00-%
	PERSONNEL						
001-260-513-10110	EXE SALARIES & WAGES	65,000.00	8,750.00	56,250.00	13.5 %	4,560.00	10.16 %
001-260-513-10120	REGULAR SALARIES & WAGES	89,044.00	12,902.00	76,142.30	14.5 %	5,890.00	16.36 %
001-260-513-10130	OTHER SALARIES & WAGES - P/T	-	-	-	0	(118.00)	26.19-%
001-260-513-10210	FICA TAXES	11,784.00	1,517.00	10,267.23	12.9 %	755.00	10.61 %
001-260-513-10220	RETIREMENT CONTRIBUTIONS	18,485.00	2,637.00	15,847.93	14.3 %	1,254.00	13.24 %
001-260-513-10230	LIFE & HEALTH INSURANCE	24,955.00	4,982.00	19,973.37	20.0 %	886.00	10.13 %
001-260-513-30314	PSYCHIATRIC EVALUATIONS	4,000.00	-	4,000.00	0	480.00	12.31 %
001-260-513-30315	EMPLOYEE QUALITY OF LIFE	5,000.00	-	5,000.00	0	-	0
001-260-513-30341	CONTRACTUAL SERVICES	12,057.00	588.00	11,469.00	4.9 %	3,564.00	16.65 %
001-260-513-30343	PROFESSIONAL SERVICES	14,000.00	-	14,000.00	0	1,362.00	7.78 %
001-260-513-30402	TRAVEL EXPENSE	500.00	-	500.00	0	-	0
001-260-513-30410	TELEPHONE	7,200.00	1,079.00	6,121.06	15.0 %	642.00	7.73 %
001-260-513-30451	REPAIR AND MAINTENANCE OFFICE	500.00	-	500.00	0	-	0
001-260-513-30491	OTHER OPERATING EXPENSE	500.00	114.00	386.28	22.7 %	90.00	4.52 %
001-260-513-30493	TRAINING	1,500.00	-	1,500.00	0	-	0
001-260-513-30511	OFFICE SUPPLIES GENERAL	750.00	-	750.00	0	-	0
001-260-513-31000	OTHER OPERATING EXP - IT SUPPO	9,500.00	1,583.00	7,916.66	16.7 %	1,400.00	16.66 %
	TOTAL PERSONNEL	264,775.00	34,152.00	230,623.83	13.0-%	20,765.00	12.00-%
	FINANCE						
001-271-513-10110	EXE SALARIES & WAGES	26,250.00	3,413.00	22,837.46	13.0 %	3,510.00	13.45 %
001-271-513-10120	REGULAR SALARIES & WAGES	66,318.00	6,332.00	59,985.82	9.5 %	5,726.00	11.56 %
001-271-513-10140	OVERTIME	500.00	-	500.00	0	14.00	1.26 %
001-271-513-10210	FICA TAXES	7,120.00	688.00	6,432.35	9.7 %	668.00	12.32 %
001-271-513-10220	RETIREMENT CONTRIBUTIONS	11,168.00	1,169.00	9,998.64	10.5 %	1,110.00	12.67 %
001-271-513-10230	LIFE & HEALTH INSURANCE	15,077.00	2,020.00	13,056.94	13.4 %	1,388.00	12.41 %

CITY OF QUINCY, FL
STATEMENT OF OPERATING EXPENSES FOR THE TWO MONTHS ENDED NOVEMBER 30, 2022

001-271-513-30343	PROFESSIONAL SERVICES	19,000.00	-	19,000.00	0	-	0
001-271-513-30402	TRAVEL EXPENSE	1,500.00	-	1,500.00	0	-	0
001-271-513-30410	TELEPHONE	5,500.00	759.00	4,741.17	13.8%	496.00	7.07%
001-271-513-30440	EQUIPMENT RENTAL	3,100.00	63.00	3,037.37	2.0%	-	0
001-271-513-30461	REPAIR & MAINT OFFICE EQUIPMEN	2,500.00	129.00	2,371.44	5.1%	-	0
001-271-513-30465	COPIER LEASE	1,200.00	300.00	899.58	25.0%	-	0
001-271-513-30491	OTHER OPERATING EXPENSE	1,000.00	50.00	950.00	5.0%	59.00	2.28%
001-271-513-30493	TRAINING	2,500.00	-	2,500.00	0	-	0
001-271-513-30511	OFFICE SUPPLIES GENERAL	7,700.00	1,637.00	6,062.60	21.3%	662.00	8.25%
001-271-513-30521	OPERATING SUPPLIES	1,500.00	-	1,500.00	0	-	0
001-271-513-31000	OTHER OPERATING EXP - IT SUPPO	9,500.00	1,583.00	7,916.66	16.7%	1,400.00	16.66%
	TOTAL FINANCE	181,433.00	18,143.00	163,290.03	10.0%	15,033.00	10.00%
	GENERAL SERVICES ADM						
001-276-513-10110	EXE SALARY & WAGES	-	-	-	0	8,726.00	12.91%
001-276-513-10120	REGULAR SALARIES & WAGES	50,000.00	6,731.00	43,268.80	13.5%	-	0
001-276-513-10140	OVERTIME	3,825.00	-	3,825.00	0	-	0
001-276-513-10210	FICA	6,000.00	490.00	5,510.42	8.2%	690.00	11.65%
001-276-513-10220	RETIREMENT	7,850.00	808.00	7,042.27	10.3%	1,047.00	12.16%
001-276-513-10230	LIFE & HEALTH INSURANCE	8,100.00	1,166.00	6,934.44	14.4%	262.00	9.00%
	TOTAL GEN SERVICES ADM	75,775.00	9,195.00	66,580.93	12.0%	10,725.00	12.00%
	LAW ENFORCEMENT ADM						
001-210-521-10110	EXE SALARIES & WAGES	75,000.00	10,096.00	64,904.03	13.5%	2,885.00	4.19%
001-210-521-10120	REGULAR SALARIES & WAGES	253,720.00	32,515.00	221,205.41	12.8%	16,014.00	8.51%
001-210-521-10130	OTHER SALARIES & WAGES	1,000.00	298.00	702.50	29.8%	-	0
001-210-521-10140	OVERTIME	500.00	-	500.00	0	-	0
001-210-521-10150	SPEC PAY-INCENTIVE,HOL,LV BUYB	800.00	-	800.00	0	-	0
001-210-521-10210	FICA TAXES	25,323.00	3,198.00	22,124.76	12.6%	1,404.00	7.26%
001-210-521-10220	RETIREMENT CONTRIBUTIONS	39,722.00	12,423.00	27,298.84	31.3%	2,268.00	3.53%
001-210-521-10230	LIFE & HEALTH INSURANCE	53,415.00	6,552.00	46,863.40	12.3%	2,876.00	11.96%
001-210-521-30341	CONTRACTUAL SERVICES	20,000.00	231.00	19,768.78	1.2%	13,337.00	25.68%
001-210-521-30402	TRAVEL EXPENSE	1,500.00	-	1,500.00	0	345.00	23.40%
001-210-521-30403	GAS & DIESEL	7,000.00	50.00	6,949.99	0.7	333.00	2.67%
001-210-521-30404	OIL & GREASE	850.00	-	850.00	0	-	0
001-210-521-30405	TIRES	110.00	-	110.00	0	-	0
001-210-521-30406	VEHICLE PARTS ONLY	250.00	-	250.00	0	-	0
001-210-521-30407	VEHICLE REPAIRS	500.00	-	500.00	0	-	0

CITY OF QUINCY, FL
STATEMENT OF OPERATING EXPENSES FOR THE TWO MONTHS ENDED NOVEMBER 30, 2022

001-210-521-30410	TELEPHONE	56,000.00	8,335.00	47,664.82	14.9 %	2,432.00	4.10 %
001-210-521-30430	UTILITIES	8,000.00	1,434.00	6,566.44	17.9 %	529.00	5.78 %
001-210-521-30464	REPAIRS & MAINTENANCE-RADIO	1,000.00	-	1,000.00	0	-	0
001-210-521-30491	OTHER OPERATING EXPENSE	4,946.00	-	4,946.00	0	499.00	10.51 %
001-210-521-30492	INVESTIGATIVE FUNDS	1,500.00	-	1,500.00	0	16.00	18.46 %
001-210-521-30493	TRAINING	1,500.00	-	1,500.00	0	-	0
001-210-521-30494	Software License	17,300.00	16,971.00	329.50	98.1 %	3,000.00	9.00 %
001-210-521-30511	OFFICE SUPPLIES-GENERAL	23,000.00	930.00	22,069.62	4.0 %	256.00	1.32 %
001-210-521-30521	OPERATING MATERIALS & SUPPLIES	2,000.00	-	2,000.00	0	1,595.00	77.91 %
001-210-521-30522	OPERATING SUPPLIES-UNIFORMS	500.00	-	500.00	0	-	0
001-210-521-30540	PUBLICATIONS, SUBSCRIP. & MEMB	1,000.00	-	1,000.00	0	-	0
001-210-521-31000	OTHER OPERATING EXP - IT SUPPO	9,500.00	1,583.00	7,916.66	16.7 %	1,400.00	16.66 %
001-210-521-60641	OFFICE FURNITURE & EQUIPMENT	1,500.00	-	1,500.00	0	110.00	2.25 %
	TOTAL LAW ENFORCEMENT ADM	607,436.00	94,616.00	512,820.75	16.0-%	49,299.00	9.00-%
	LAW ENFORCEMENT OPERATIONS						
001-220-521-10120	REGULAR SALARIES & WAGES	1,539,336.00	196,756.00	1,342,579.58	12.8 %	174,468.00	11.49 %
001-220-521-10130	OTHER SALARIES & WAGES - P/T	20,000.00	6,088.00	13,912.23	30.4 %	7,227.00	13.76 %
001-220-521-10140	OVERTIME	100,000.00	26,447.00	73,553.12	26.4 %	23,633.00	17.66 %
001-220-521-10150	SPEC PAY-INCENTIVE,HOL, LV BUY	15,266.00	1,688.00	13,578.50	11.1 %	1,500.00	11.00 %
001-220-521-10210	FICA TAXES	128,107.00	16,951.00	111,155.99	13.2 %	15,402.00	12.12 %
001-220-521-10220	RETIREMENT CONTRIBUTIONS	395,000.00	54,030.00	340,969.66	13.7 %	47,798.00	15.64 %
001-220-521-10230	LIFE & HEALTH INSURANCE	271,286.00	53,606.00	217,680.28	19.8 %	40,123.00	13.52 %
001-220-521-30341	CONTRACTURAL SERVICES	5,500.00	-	5,500.00	0	418.00	7.72 %
001-220-521-30402	TRAVEL EXPENSE	1,000.00	-	1,000.00	0	-	0
001-220-521-30403	GASOLINE & DIESEL	60,000.00	-	60,000.00	0	4,507.00	6.97 %
001-220-521-30404	OIL & GREASE	3,000.00	367.00	2,633.40	12.2 %	165.00	5.77 %
001-220-521-30405	TIRES	5,000.00	504.00	4,495.71	10.1 %	783.00	12.52 %
001-220-521-30406	VEHICLE PARTS ONLY	29,000.00	1,373.00	27,627.00	4.7 %	7,988.00	30.70 %
001-220-521-30407	OTHER AUTO EXPENSE	1,500.00	585.00	914.75	39.0 %	36.00	0.38
001-220-521-30435	YOUTH DEVELOPMENT ACADEMY & P	2,000.00	-	2,000.00	0	-	0
001-220-521-30462	REPAIR & MAINT.-EQUIPMENT & TO	600.00	-	600.00	0	-	0
001-220-521-30464	REPAIR & MAINTENANCE - RADIOS	500.00	-	500.00	0	480.00	96.00 %
001-220-521-30491	OTHER OPERATING EXPENSE	50,300.00	1,185.00	49,115.35	2.4 %	2,559.00	7.33 %
001-220-521-30493	TRAINING	30,000.00	809.00	29,191.00	2.7 %	-	0
001-220-521-30494	Software License	8,236.00	-	8,236.00	0	-	0
001-220-521-30499	CANINE EXPENSE	500.00	-	500.00	0	-	0
001-220-521-30511	OFFICE SUPPLIES	1,000.00	-	1,000.00	0	259.00	88.21 %

CITY OF QUINCY, FL
STATEMENT OF OPERATING EXPENSES FOR THE TWO MONTHS ENDED NOVEMBER 30, 2022

001-220-521-30514	HUMAN INTELLIGENCE - REWARDS	1,000.00	-	1,000.00	0	-	0
001-220-521-30521	OPERATING MATERIALS & SUPPLIES	95,685.00	35,588.00	60,097.10	37.2 %	176.00	0.56
001-220-521-30522	OPERATING SUPPLIES - UNIFORMS	40,000.00	5,985.00	34,014.87	15.0 %	4,219.00	8.11 %
001-220-521-60641	OFFICE FURNITURE & EQUIPMENT	10,608.00	-	10,608.00	0	-	0
001-220-521-60642	VEHICLES	109,020.00	-	109,020.00	0	-	0
001-220-521-60644	EQUIPMENT	20,000.00	2,153.00	17,846.60	10.8 %	473.00	2.85 %
	TOTAL LAW ENFORCEMENT OPERAT	2,943,444.00	404,115.00	2,539,329.14	14.0 %	332,214.00	11.00 %
	FIRE CONTROL ADM						
001-210-522-10110	EXE SALARIES & WAGES	130,000.00	14,037.00	115,962.54	10.8 %	9,135.00	12.78 %
001-210-522-10120	REGULAR SALARIES & WAGES	47,000.00	6,273.00	40,727.26	13.3 %	6,452.00	12.24 %
001-210-522-10150	SPEC PAY-INCENTIVE,HOL,LV BUYB	6,000.00	550.00	5,450.00	9.2 %	169.00	8.56 %
001-210-522-10210	FICA TAXES	14,000.00	1,503.00	12,497.27	10.7 %	1,136.00	12.36 %
001-210-522-10220	RETIREMENT CONTRIBUTIONS	21,240.00	4,333.00	16,907.27	20.4 %	1,891.00	13.01 %
001-210-522-10230	LIFE & HEALTH INSURANCE	28,674.00	3,754.00	24,919.77	13.1 %	2,821.00	13.49 %
001-210-522-30410	TELEPHONE	23,923.00	2,751.00	21,171.97	11.5 %	3,076.00	12.77 %
001-210-522-30430	UTILITIES	17,100.00	2,627.00	14,472.90	15.4 %	1,419.00	6.85 %
001-210-522-30461	REPAIR & MAINTENANCE-OFFICE EQ	3,000.00	-	3,000.00	0	-	0
001-210-522-30463	REPAIR & MAINT.-BUILDINGS & GR	10,000.00	56.00	9,943.90	0.6	491.00	5.26 %
001-210-522-30464	REPAIR & MAINTENANCE-RADIO	7,000.00	-	7,000.00	0	-	0
001-210-522-30465	COPIER PAYMENT	1,989.00	300.00	1,688.58	15.1 %	338.00	17.39 %
001-210-522-30491	OTHER OPERATING EXPENSE	1,105.00	146.00	959.40	13.2 %	88.00	7.54 %
001-210-522-30494	FIRE PREVENTION AND EDUCATION	8,000.00	540.00	7,459.80	6.8 %	1,431.00	31.16 %
001-210-522-30511	OFFICE SUPPLIES-GENERAL	1,000.00	96.00	903.94	9.6 %	112.00	23.92 %
001-210-522-30521	OPERATING MATERIALS & SUPPLIES	2,800.00	35.00	2,765.05	1.2 %	159.00	5.11 %
001-210-522-30522	OPERATING SUPPLIES - UNIFORMS	4,000.00	127.00	3,872.86	3.2 %	263.00	7.11 %
001-210-522-31000	OTHER OPERATING EXP -IT SUPPOR	9,500.00	1,583.00	7,916.66	16.7 %	1,400.00	16.66 %
001-210-522-60641	OFFICE FURNITURE & EQUIPMENT	6,000.00	5,000.00	1,000.00	83.3 %	-	0
	TOTAL FIRE CONTROL ADM	342,331.00	43,711.00	298,619.17	13.0 %	30,381.00	12.00 %
	FIRE CONTROL OPERATIONS						
001-230-522-10120	REGULAR SALARIES & WAGES	933,164.00	117,854.00	815,309.23	12.6 %	102,376.00	10.91 %
001-230-522-10130	OTHER SALARIES & WAGES - P/T	21,300.00	-	21,300.00	0	-	0
001-230-522-10140	OVERTIME	75,000.00	12,831.00	62,169.20	17.1 %	8,974.00	9.93 %
001-230-522-10150	SPEC PAY-INCENTIVE,HOL,LV BUYB	19,780.00	3,195.00	16,585.00	16.2 %	1,275.00	6.73 %
001-230-522-10210	FICA TAXES	81,079.00	9,849.00	71,229.29	12.1 %	8,308.00	10.72 %
001-230-522-10220	RETIREMENT CONTRIBUTIONS	301,400.00	46,341.00	255,058.81	15.4 %	38,428.00	13.47 %
001-230-522-10230	LIFE & HEALTH INSURANCE	171,711.00	35,686.00	136,024.78	20.8 %	27,299.00	13.80 %

CITY OF QUINCY, FL
STATEMENT OF OPERATING EXPENSES FOR THE TWO MONTHS ENDED NOVEMBER 30, 2022

001-230-522-30345	VOLUNTEER FIREFIGHTER PROGRAM	25,200.00	-	25,200.00	0	-	0
001-230-522-30402	TRAVEL EXPENSE	2,000.00	-	2,000.00	0	-	0
001-230-522-30403	GASOLINE & DIESEL	15,783.00	-	15,783.00	0	1,460.00	7.54 %
001-230-522-30404	OIL & GREASE	1,175.00	-	1,175.00	0	90.00	7.65 %
001-230-522-30405	TIRES	4,000.00	1,415.00	2,584.69	35.4 %	-	0
001-230-522-30406	VEHICLE PARTS ONLY	1,675.00	5.00	1,670.11	0.3	-	0
001-230-522-30462	REPAIR & MAINT. - EQUIPMENT &	15,000.00	1,556.00	13,443.99	10.4 %	487.00	3.09 %
001-230-522-30491	OTHER OPERATING EXPENSE	1,603.00	141.00	1,462.08	8.8 %	69.00	4.29 %
001-230-522-30493	TRAINING	6,000.00	-	6,000.00	0	-	0
001-230-522-30511	OFFICE SUPPLIES	500.00	52.00	448.00	10.4 %	13.00	3.03 %
001-230-522-30521	OPERATING MATERIALS & SUPPLIES	3,500.00	179.00	3,321.11	5.1 %	355.00	9.83 %
001-230-522-30522	OPERATING SUPPLIES - UNIFORMS	40,000.00	22,282.00	17,718.31	55.7 %	4,588.00	6.66 %
001-230-522-60644	EQUIPMENT	30,000.00	-	30,000.00	0	-	0
	TOTAL FIRE CONTROL OPERATIONS	1,749,870.00	251,386.00	1,498,482.60	14.0 %	193,722.00	11.00 %
	BUILDING & PLANNING						
001-284-515-10110	EXE SALARIES & WAGES	72,140.00	9,423.00	62,716.95	13.1 %	-	0
001-284-515-10120	REGULAR SALARIES & WAGES	79,075.00	10,645.00	68,430.17	13.5 %	10,514.00	12.61 %
001-284-515-10140	OVERTIME	-	-	-	0	99.00	79.19 %
001-284-515-10210	FICA TAXES	11,568.00	1,464.00	10,104.26	12.7 %	747.00	10.71 %
001-284-515-10220	RETIREMENT CONTRIBUTIONS	18,146.00	2,408.00	15,737.86	13.3 %	1,262.00	12.91 %
001-284-515-10230	LIFE & HEALTH INSURANCE	24,497.00	3,235.00	21,261.99	13.2 %	2,229.00	13.21 %
001-284-515-30341	CONTRACTUAL SERVICES	7,500.00	200.00	7,300.00	2.7 %	-	0
001-284-515-30343	PROFESSIONAL SERVICES	40,000.00	4,350.00	35,650.00	10.9 %	-	0
001-284-515-30402	TRAVEL EXPENSE	1,000.00	-	1,000.00	0	-	0
001-284-515-30403	GAS & DIESEL	200.00	-	200.00	0	47.00	23.67 %
001-284-515-30404	OIL & GREASE	200.00	-	200.00	0	-	0
001-284-515-30405	TIRES	500.00	-	500.00	0	-	0
001-284-515-30406	VEH PARTS ONLY	500.00	-	500.00	0	-	0
001-284-515-30407	VEH REPAIRS	200.00	-	200.00	0	75.00	27.07 %
001-284-515-30410	TELEPHONE	7,000.00	1,094.00	5,906.38	15.6 %	598.00	7.95 %
001-284-515-30461	REPAIR & MAINT. OFFICE EQUIPME	2,500.00	443.00	2,056.60	17.7 %	-	0
001-284-515-30491	OTHER OPERATING EXPENSE	3,000.00	447.00	2,552.93	14.9 %	736.00	14.93 %
001-284-515-30493	TRAINING	1,500.00	-	1,500.00	0	-	0
001-284-515-30500	ADVERTISEMENTS	3,600.00	10.00	3,589.65	0.3	-	0
001-284-515-30511	OFFICE SUPPLIES GENERAL	5,000.00	107.00	4,892.52	2.1 %	1,856.00	26.92 %
001-284-515-31000	OTHER OPERATING EXP - IT SUPPO	9,500.00	1,583.00	7,916.66	16.7 %	1,400.00	16.66 %
	TOTAL BUILDING & PLANNING	287,626.00	35,409.00	252,215.97	12.0 %	19,563.00	6.00 %

CITY OF QUINCY, FL
STATEMENT OF OPERATING EXPENSES FOR THE TWO MONTHS ENDED NOVEMBER 30, 2022

	RECREATIONAL ACTIVITY										
001-310-572-10110	EXE SALARIES & WAGES	54,388.00	7,732.00	46,655.85	14.2 %	6,846.00	11.91 %				
001-310-572-10120	REGULAR SALARIES & WAGES	210,300.00	23,096.00	187,203.85	11.0 %	30,267.00	12.17 %				
001-310-572-10130	OTHER SALARIES & WAGES - P/T	63,440.00	2,087.00	61,353.35	3.3 %	2,499.00	10.63 %				
001-310-572-10140	OVERTIME	2,489.00	-	2,489.00	0	367.00	15.25 %				
001-310-572-10210	FICA TAXES	25,292.00	2,317.00	22,974.81	9.2 %	2,911.00	12.20 %				
001-310-572-10220	RETIREMENT CONTRIBUTIONS	39,375.00	3,538.00	35,836.58	9.0 %	4,498.00	13.78 %				
001-310-572-10230	LIFE & HEALTH INSURANCE	53,560.00	8,487.00	45,073.14	15.8 %	7,633.00	12.97 %				
001-310-572-30341	CONTRACTUAL SERVICES	2,000.00	384.00	1,616.33	19.2 %	-	0				
001-310-572-30402	TRAVEL EXPENSE	1,000.00	-	1,000.00	0	-	0				
001-310-572-30403	GAS & DIESEL	12,000.00	-	12,000.00	0	1,006.00	6.41 %				
001-310-572-30404	OIL & GREASE	1,500.00	-	1,500.00	0	161.00	17.94 %				
001-310-572-30405	TIRES	1,600.00	116.00	1,483.61	7.3 %	617.00	34.31 %				
001-310-572-30406	VEH PARTS ONLY	1,000.00	138.00	862.35	13.8 %	144.00	9.34 %				
001-310-572-30407	VEHICLE REPAIRS	1,000.00	-	1,000.00	0	18.00	1.18 %				
001-310-572-30410	TELEPHONE	13,000.00	1,288.00	11,711.84	9.9 %	1,391.00	10.24 %				
001-310-572-30440	RENTAL OF EQUIPMENT & BUILDING	1,500.00	-	1,500.00	0	100.00	8.43 %				
001-310-572-30441	SWIMMING POOL REPAIRS	7,500.00	-	7,500.00	0	-	0				
001-310-572-30462	REPAIR & MAINT-EQUIPMENT & TOO	3,000.00	7.00	2,993.02	0.2	204.00	5.55 %				
001-310-572-30491	OTHER OPERATING EXPENSES	15,000.00	1,496.00	13,503.82	10.0 %	6,990.00	38.24 %				
001-310-572-30492	MAINTENANCE OF TANYARD CREEK P	7,000.00	466.00	6,534.36	6.7 %	-	0				
001-310-572-30493	TRAINING	1,000.00	-	1,000.00	0	-	0				
001-310-572-30511	OFFICE SUPPLIES - GENERAL	1,000.00	-	1,000.00	0	-	0				
001-310-572-30521	OPERATING MATERIALS & SUPPLIES	3,500.00	93.00	3,406.70	2.7 %	558.00	16.38 %				
001-310-572-30522	OPERATING SUPPLIES - UNIFORMS	4,000.00	338.00	3,661.98	8.5 %	374.00	8.05 %				
001-310-572-30523	OPERATING SUP - CHEM	4,000.00	-	4,000.00	0	409.00	12.38 %				
001-310-572-30524	SWIMMING POOL SUPPLIES	1,500.00	-	1,500.00	0	-	0				
001-310-572-30525	ATHLETIC EQUIPMENT - FOOTBALL	20,000.00	15,660.00	4,340.45	78.3 %	8,713.00	41.88 %				
001-310-572-30526	ATHLETIC EQUIP BASEBALL & SOFT	5,000.00	-	5,000.00	0	-	0				
001-310-572-30528	ATHLETIC EQUIPMENT - BASKETBAL	10,000.00	-	10,000.00	0	280.00	4.64 %				
001-310-572-30529	ATHLETIC EQUIPMENT - OTHER	3,000.00	48.00	2,952.00	1.6 %	-	0				
001-310-572-30530	DAY CAMP	6,000.00	-	6,000.00	0	-	0				
001-310-572-30531	ATHLETIC EQUIPMENT - KICKBALL	3,000.00	-	3,000.00	0	-	0				
001-310-572-30540	OTHER RECREATIONAL ACTIVITIES	7,000.00	450.00	6,550.00	6.4 %	597.00	6.30 %				
001-310-572-31000	OTHER OPERATING EXP - IT SUPPO	9,500.00	1,583.00	7,916.66	16.7 %	1,400.00	16.66 %				
	TOTAL RECREATIONAL ACTIVITY	594,444.00	69,324.00	525,119.70	12.0 %	77,983.00	13.00 %				

CITY OF QUINCY, FL
STATEMENT OF OPERATING EXPENSES FOR THE TWO MONTHS ENDED NOVEMBER 30, 2022

	PARKS												
001-440-572-10130	OTHER SALARIES & WAGES - P/T		425.00	(424.75)								(384.00)	0
001-440-572-10210	FICA TAXES		33.00	(32.50)								(29.00)	0
001-440-572-30341	CONTRACTUAL SERVICES	15,000.00	300.00	14,699.58								1,338.00	18.82 %
001-440-572-30391	PARKS & FACILITY	30,000.00	2,163.00	27,836.76								5,840.00	15.33 %
001-440-572-30430	UTILITIES	41,000.00	6,350.00	34,650.12								4,569.00	9.43 %
001-440-572-30462	REPAIR & MAINT.-EQUIPMENT & TO	2,500.00	157.00	2,343.15								-	0
001-440-572-30463	REPAIR & MAINTENANCE-BLDGS. &	7,500.00	1,809.00	5,691.29								285.00	4.83 %
001-440-572-30491	OTHER OPERATING EXPENSES	2,000.00	-	2,000.00								-	0
001-440-572-60642	VEHICLES	35,000.00	-	35,000.00								-	0
001-440-572-60644	EQUIPMENT	6,500.00	-	6,500.00								-	0
	TOTAL PARKS	139,500.00	11,237.00	128,263.65								11,619.00	11.00-%
	PUBLIC WORKS ADM												
001-410-539-10110	EXE SALARIES & WAGES	48,048.00	6,468.00	41,579.99								11,239.00	20.58 %
001-410-539-10120	REGULAR SALARIES & WAGES	23,000.00	3,361.00	19,639.04								2,419.00	10.75 %
001-410-539-10140	OVERTIME	500.00	-	500.00								-	0
001-410-539-10210	FICA TAXES	5,473.00	699.00	4,773.62								1,007.00	18.29 %
001-410-539-10220	RETIREMENT CONTRIBUTIONS	8,585.00	776.00	7,808.84								1,349.00	18.24 %
001-410-539-10230	LIFE & HEALTH INSURANCE	11,590.00	1,740.00	9,850.08								1,337.00	13.32 %
001-410-539-30410	TELEPHONE	7,770.00	884.00	6,885.53								597.00	7.67 %
001-410-539-30430	UTILITIES	62,000.00	12,555.00	49,445.48								4,758.00	5.98 %
001-410-539-30440	REPAIR & MAINT BUILDING	1,250.00	45.00	1,205.00								-	0
001-410-539-30491	OTHER OPERATING EXPENSE	4,000.00	88.00	3,912.11								262.00	3.09 %
001-410-539-30493	TRAINING	2,000.00	-	2,000.00								-	0
001-410-539-30511	OFFICE SUPPLIES	400.00	-	400.00								-	0
001-410-539-30521	OPERATING MATERIALS & SUPPLIES	3,000.00	-	3,000.00								367.00	19.38 %
001-410-539-30522	OPERATING EXPENSE - UNIFORMS	16,000.00	1,341.00	14,658.78								701.00	6.42 %
001-410-539-30524	OPERATING SUPPLIES - TOOLS	500.00	-	500.00								14.00	2.79 %
001-410-539-31000	OTHER OPERATING EXP - IT SUPPO	9,500.00	1,583.00	7,916.66								1,400.00	16.66 %
	TOTAL PUBLIC WORKS ADM	203,616.00	29,540.00	174,075.13								25,450.00	11.00-%
	ROADS & STREETS												
001-430-541-10110	SALARIES & WAGES	6,864.00	924.00	5,939.99								2,320.00	15.90 %
001-430-541-10120	REGULAR SALARIES & WAGES	345,530.00	47,793.00	297,737.76								43,707.00	12.17 %
001-430-541-10140	OVERTIME	4,500.00	1,528.00	2,971.60								392.00	6.17 %
001-430-541-10210	FICA TAXES	27,302.00	3,535.00	23,767.24								3,314.00	12.07 %
001-430-541-10220	RETIREMENT CONTRIBUTIONS	42,827.00	5,778.00	37,048.80								5,453.00	13.40 %

CITY OF QUINCY, FL
STATEMENT OF OPERATING EXPENSES FOR THE TWO MONTHS ENDED NOVEMBER 30, 2022

001-430-541-10230	LIFE & HEALTH INSURANCE	57,817.00	12,970.00	44,847.46	22.4 %	10,025.00	13.34 %
001-430-541-30341	CONTRACTUAL SERVICES	60,000.00	10,861.00	49,139.21	18.1 %	11,508.00	14.19 %
001-430-541-30403	GASOLINE & DIESEL	64,000.00	188.00	63,812.50	0.3	6,179.00	7.53 %
001-430-541-30462	REPAIR & MAINT - HEAVY EQUIPME	5,000.00	217.00	4,782.78	4.3 %	557.00	29.29 %
001-430-541-30491	OTHER OPERATING EXPENSE	400.00	-	400.00	0	-	0
001-430-541-30521	OPERATING MATERIALS & SUPPLIES	900.00	13.00	887.01	1.4 %	-	0
001-430-541-30524	OPERATING SUPPLIES - SMALL TOO	10,000.00	-	10,000.00	0	2,704.00	33.39 %
001-430-541-30530	ROAD MATERIALS & SUPPLIES	96,106.00	7,317.00	88,789.11	7.6 %	5,956.00	6.06 %
001-430-541-60632	RESURF & SIDEWALKS	130,000.00	-	130,000.00	36.0 %	311.00	0.02
001-430-541-60634	STORM WATER FACILITIES	5,000.00	-	5,000.00	0	-	0
001-430-541-60642	VEHICLES	-	-	-	0	38,821.00	94.27 %
001-430-541-60643	HEAVY EQUIPMENT	-	-	-	0	169,272.00	96.72 %
	TOTAL ROADS & STREETS	856,246.00	91,124.00	765,123.46	16.0 %	300,519.00	10.00 %
	CEMETERIES & GROUNDS						
001-431-542-10120	REGULAR SALARIES & WAGES	109,737.00	14,961.00	94,776.02	13.6 %	13,065.00	12.34 %
001-431-542-10140	OVERTIME	669.00	689.00	(20.29)	103.0 %	107.00	5.98 %
001-431-542-10210	FICA TAXES	8,502.00	1,100.00	7,401.57	12.9 %	939.00	12.41 %
001-431-542-10220	RETIREMENT CONTRIBUTIONS	13,337.00	1,780.00	11,556.86	13.3 %	1,553.00	13.12 %
001-431-542-10230	LIFE & HEALTH INSURANCE	18,004.00	4,091.00	13,913.37	22.7 %	2,851.00	12.71 %
001-431-542-30521	OPERATING SUPPLIES	102.00	22.00	79.92	21.6 %	148.00	18.52 %
	TOTAL CEMETERIES & GROUNDS	150,351.00	22,643.00	127,707.45	15.0 %	18,663.00	12.00 %
	BUILDINGS & GROUNDS						
001-440-519-10120	REGULAR SALARIES & WAGES	191,828.00	23,231.00	168,597.15	12.1 %	22,037.00	11.65 %
001-440-519-10130	OTHER SALARIES & WAGES - PT	1,235.00	-	1,235.00	0	-	0
001-440-519-10140	OVERTIME	14,561.00	773.00	13,788.44	5.3 %	136.00	5.53 %
001-440-519-10210	FICA TAXES	23,050.00	1,697.00	21,353.05	7.4 %	1,590.00	11.60 %
001-440-519-10220	RETIREMENT CONTRIBUTIONS	31,162.00	2,772.00	28,390.03	8.9 %	2,630.00	12.32 %
001-440-519-10230	LIFE & HEALTH INSURANCE	40,441.00	6,077.00	34,363.77	15.0 %	4,611.00	11.86 %
001-440-519-30341	CONTRACTUAL SERVICES	20,000.00	337.00	19,662.56	1.7 %	13,154.00	45.67 %
001-440-519-30463	REPAIR & MAINT.-BUILDINGS & GR	17,000.00	2,203.00	14,797.49	13.0 %	1,645.00	5.75 %
001-440-519-30491	OTHER OPERATING EXPENSE	9,305.00	-	9,305.07	0	-	0
	TOTAL BUILDINGS & GROUNDS	348,582.00	37,090.00	311,492.56	11.0 %	45,803.00	14.00 %
	FLEET MAINTENANCE						
001-450-541-10120	REGULAR SALARIES & WAGES	79,095.00	5,227.00	73,868.25	6.6 %	10,148.00	12.83 %
001-450-541-10140	OVERTIME	1,000.00	-	1,000.00	0	25.00	2.45 %

CITY OF QUINCY, FL
STATEMENT OF OPERATING EXPENSES FOR THE TWO MONTHS ENDED NOVEMBER 30, 2022

001-450-541-10210	FICA TAXES	6,127.00	346.00	5,780.79	5.7 %	725.00	12.40 %
001-450-541-10220	RETIREMENT CONTRIBUTIONS	9,611.00	627.00	8,983.78	6.5 %	1,218.00	13.45 %
001-450-541-10230	LIFE & HEALTH INSURANCE	12,975.00	1,701.00	11,273.90	13.1 %	2,038.00	13.63 %
001-450-541-30404	OIL & GREASE	3,000.00	152.00	2,847.59	5.1 %	399.00	11.50 %
001-450-541-30405	TIRES	10,985.00	446.00	10,538.91	4.1 %	1,231.00	11.73 %
001-450-541-30406	VEH PARTS ONLY	30,000.00	4,210.00	25,790.32	14.0 %	3,235.00	12.94 %
001-450-541-30407	VEHICLE REPAIRS	20,000.00	-	20,000.00	0	759.00	3.54 %
001-450-541-30491	OTHER OPER EXPENSE	7,500.00	870.00	6,630.28	11.6 %	594.00	6.98 %
001-450-541-30522	OPERATING SUPPLIES - UNIFORMS	4,000.00	-	4,000.00	0	-	0
	TOTAL FLEET MAINT	184,293.00	13,579.00	170,713.82	7.0-%	20,372.00	11.00-%
	TOTAL GEN FUND EXPENDITURES	11,441,702.00	1,569,443.00	9,872,255.20	13.7%	1,442,881.00	11.00-%
	COMMUNITY REDEVELOPMENT AGEN						
002-250-552-10110	EXECUTIVE SALARIES & WAGES	-	-	-	0	9,095.00	12.76 %
002-250-552-10120	REGULAR SALARIES & WAGES	86,235.00	351.00	85,884.00	0.4	780.00	5.20 %
002-250-552-10210	FICA	6,597.00	-	6,597.00	0	663.00	10.35 %
002-250-552-10220	RETIREMENT CONTRIBUTIONS	10,348.00	-	10,348.00	0	1,091.00	10.86 %
002-250-552-10230	LIFE & HEALTH INSURANCE	13,970.00	-	13,970.00	0	1,591.00	15.83 %
002-250-552-30341	CONTRACTUAL SERVICES	6,000.00	500.00	5,500.00	8.3 %	500.00	7.63 %
002-250-552-30343	PROFESSIONAL SERVICES	38,200.00	-	38,200.00	0	234.00	0.65
002-250-552-30390	CONTINGENCIES - TANYARD CREEK	3,700.00	-	3,700.00	0	-	0
002-250-552-30402	TRAVEL EXPENSES	500.00	-	500.00	0	-	0
002-250-552-30403	GAS & DIESEL	250.00	-	250.00	0	-	0
002-250-552-30410	TELEPHONE	2,200.00	-	2,200.00	0	-	0
002-250-552-30490	BANK CHARGES	1,000.00	53.00	946.90	5.3 %	538.00	53.84 %
002-250-552-30491	OTHER OPERATING EXPENSES	5,000.00	-	5,000.00	0	175.00	3.18 %
002-250-552-30493	TRAINING	1,000.00	-	1,000.00	0	-	0
002-250-552-30500	LEGAL ADS & RECORDINGS	1,500.00	-	1,500.00	0	-	0
002-250-552-30512	POSTAGE	250.00	-	250.00	0	-	0
002-250-552-30521	OPERATING SUPPLIES	7,500.00	-	7,500.00	0	-	0
002-250-552-31000	OTHER OPERATING EXPENSE- IT SU	5,000.00	833.00	4,166.66	16.7 %	667.00	16.66 %
002-250-552-32000	ADMINISTRATIVE SUPPORT SERVICE	20,000.00	3,335.00	16,664.66	16.7 %	3,335.00	16.67 %
002-250-552-60000	SENIOR ENERGY EFF PROGRAM	100,000.00	-	100,000.00	0	-	0
002-250-552-60010	BEAUTIFICATION PROJECTS	1,630.00	-	1,630.00	0	-	0
002-250-552-60040	CRA CATALYST PROJECTS	566,625.00	40,000.00	526,625.00	7.1 %	-	0
002-250-552-60641	OFFICE FURNITURE & EQUIPMENT	1,000.00	-	1,000.00	0	-	0
	TOTAL CRA	878,505.00	45,072.00	833,432.22	5.0-%	18,669.00	3.00-%

CITY OF QUINCY, FL
STATEMENT OF OPERATING EXPENSES FOR THE TWO MONTHS ENDED NOVEMBER 30, 2022

TOTAL GOVERNMENTAL FUNDS		12,320,207.00	1,614,515.00	10,705,687.42	0.131046094	1,461,550.00	3.00%
ENTERPRISE FUND							
FINANCIAL SERVICES							
400-271-513-10110	EXECUTIVE SALARIES & WAGES	78,750.00	10,868.00	67,882.39	13.8%	10,530.00	13.14%
400-271-513-10120	REGULAR SALARIES & WAGES	198,955.00	18,363.00	180,592.42	9.2%	17,217.00	9.71%
400-271-513-10210	FICA TAXES	21,244.00	2,063.00	19,181.37	9.7%	2,004.00	9.92%
400-271-513-10220	RETIREMENT CONTRIBUTIONS	33,325.00	3,508.00	29,817.38	10.5%	3,330.00	10.51%
400-271-513-10230	LIFE & HEALTH INSURANCE	44,988.00	6,060.00	38,928.50	13.5%	4,164.00	9.70%
400-271-513-30341	CONTRACTUAL SERVICES	3,095.00	362.00	2,733.23	11.7%	-	0
400-271-513-31000	OTHER OPERATING EXPENSE- IT SU	5,000.00	833.00	4,166.66	16.7%	-	0
	TOTAL FINANCIAL SERVICES	385,357.00	42,057.00	343,301.95	11.0%	37,245.00	10.00%
CUSTOMER SERVICES							
400-274-513-10110	EXE SALARIES & WAGES	50,540.00	6,325.00	44,214.80	12.5%	4,560.00	10.16%
400-274-513-10120	REGULAR SALARIES & WAGES	97,960.00	4,067.00	93,892.76	4.2%	10,068.00	11.59%
400-274-513-10140	OVERTIME	3,000.00	-	3,000.00	0	590.00	16.57%
400-274-513-10210	FICA TAXES	11,972.00	732.00	11,240.15	6.1%	1,139.00	11.76%
400-274-513-10220	RETIREMENT CONTRIBUTION	18,780.00	1,233.00	17,547.29	6.6%	1,755.00	11.73%
400-274-513-10230	LIFE & HEALTH INSURANCE	25,353.00	1,172.00	24,181.34	4.6%	1,647.00	8.76%
400-274-513-30280	Credit Card Processing Charges	138,134.00	1,383.00	136,751.07	1.0%	14,802.00	11.16%
400-274-513-30341	CONTRACTUAL SERVICES	5,000.00	3,630.00	1,370.08	72.6%	-	0
400-274-513-30410	TELEPHONE	7,000.00	1,084.00	5,915.78	15.5%	660.00	8.56%
400-274-513-30461	REPAIR & MAINTAIN OFFICE EQUIP	4,000.00	300.00	3,699.58	7.5%	338.00	9.27%
400-274-513-30490	BANK CHARGES	1,000.00	-	1,000.00	0	-	0
400-274-513-30491	OTHER OPERATING EXPENSES	6,000.00	3,514.00	2,486.36	58.6%	370.00	7.29%
400-274-513-30493	TRAINING	400.00	-	400.00	0	-	0
400-274-513-30511	OFFICE SUPPLIES-GENERAL	700.00	-	700.00	0	112.00	21.05%
400-274-513-31000	OTHER OPERATING EXPENSE IT SUP	5,000.00	833.00	4,166.66	16.7%	-	0
	TOTAL CUSTOMER SERVICES	374,839.00	24,273.00	350,565.87	6.0%	36,041.00	11.00%
SEWER ADMINISTRATION							
402-520-535-10110	EXE SALARIES & WAGES	19,000.00	1,992.00	17,008.08	10.5%	2,051.00	10.44%
402-520-535-10120	REGULAR SALARIES & WAGES	66,921.00	6,098.00	60,822.75	9.1%	6,158.00	5.20%
402-520-535-10140	OVERTIME	2,800.00	304.00	2,495.86	10.9%	220.00	4.81%

CITY OF QUINCY, FL
STATEMENT OF OPERATING EXPENSES FOR THE TWO MONTHS ENDED NOVEMBER 30, 2022

402-520-535-10210	FICA TAXES	6,787.00	593.00	6,193.89	8.7 %	606.00	5.88 %
402-520-535-10220	RETIREMENT CONTRIBUTIONS	10,647.00	971.00	9,676.13	9.1 %	985.00	6.31 %
402-520-535-10230	LIFE & HEALTH INSURANCE	14,373.00	2,483.00	11,890.30	17.3 %	1,921.00	7.75 %
402-520-535-30320	ACCOUNTING & AUDITING SERVICES	12,154.00	-	12,154.00	0	-	0
402-520-535-30341	CONTRACTUAL SERVICES	7,400.00	49.00	7,350.59	0.7	79.00	0.99
402-520-535-30343	PROFESSIONAL SERVICES	22,601.00	5,996.00	16,605.21	26.5 %	897.00	5.74 %
402-520-535-30402	TRAVEL EXPENSE	200.00	-	200.00	0	-	0
402-520-535-30403	GAS & DIESEL	200.00	-	200.00	0	-	0
402-520-535-30404	OIL & GREASE	400.00	-	400.00	0	-	0
402-520-535-30405	TIRES	200.00	-	200.00	0	-	0
402-520-535-30410	TELEPHONE	8,000.00	795.00	7,205.39	9.9 %	710.00	6.88 %
402-520-535-30440	RENTALS & LEASES	345.00	-	345.00	0	-	0
402-520-535-30451	INSURANCE - PROPERTY LIABILITY	56,050.00	13,602.00	42,448.14	24.3 %	10,659.00	23.59 %
402-520-535-30465	COPIER REPAIRS	2,000.00	-	2,000.00	0	-	0
402-520-535-30490	BANK CHARGES	1,000.00	-	1,000.00	0	-	0
402-520-535-30491	OTHER OPERATING EXPENSE	5,000.00	451.00	4,548.79	9.0 %	873.00	16.18 %
402-520-535-30511	OFFICE SUPPLIES	300.00	-	300.00	0	-	0
402-520-535-30521	OPERATING SUPPLIES	134.00	-	134.00	0	134.00	99.86 %
402-520-535-30522	OPERATING SUPPLIES - UNIFORMS	249.00	36.00	212.93	14.5 %	34.00	14.06 %
402-520-535-31000	OTHER OPERATING EXP - IT SUPPO	9,500.00	1,583.00	7,916.66	16.7 %	1,400.00	16.66 %
402-520-535-70031	2020A BOND DEBT SERVICE PRINCI	101,179.00	50,329.00	50,849.98	49.7 %	49,303.00	49.74 %
402-520-535-70032	2020A BOND DEBT SERVICE INTERE	16,291.00	8,406.00	7,885.13	51.6 %	9,432.00	51.39 %
402-520-535-70111	2020B BOND DEBT SERVICE PRINCI	-	-	-	0	13,705.00	100.00 %
402-520-535-70112	2020B BOND DEBT SERVICE INTERE	-	-	-	0	7,820.00	72.25 %
402-520-535-70113	2021 BOND DEBT SERVICE PRINCI	30,123.00	15,000.00	15,123.46	49.8 %	-	0
402-520-535-70114	2021 BOND DEBT SERVICE INTERES	8,718.00	4,421.00	4,297.00	50.7 %	-	0
402-520-535-70731	HONEYWELL LOAN PRINCIPAL	46,216.00	-	46,216.00	0	-	0
402-520-535-70732	HONEYWELL LOAN INTEREST	1,615.00	-	1,615.00	0	-	0
402-520-535-70733	DEBT SERVICE SRL 641090 PRINCI	12,979.00	6,455.00	6,523.82	49.7 %	6,319.00	49.73 %
402-520-535-70734	DEBT SERVICE SRL 641090 INTERE	4,977.00	2,523.00	2,453.80	50.7 %	2,659.00	50.64 %
402-520-535-70735	DEBT SERVICE SRL 200100 PRINCI	23,752.00	-	23,752.00	0	-	0
402-520-535-70736	DEBT SERVICE SRL 200100 INTERE	14,452.00	-	14,452.00	0	-	0
402-520-535-70742	DEBT SERVICE SOLAR ARRAY INT	1,100.00	-	1,100.00	0	-	0
402-520-535-90990	TRANSFER OF PROFIT	111,517.00	18,586.00	92,930.84	16.7 %	19,698.00	18.06 %
402-520-535-91000	BUSINESS ACTIVITY SHARED EXP	61,528.00	10,255.00	51,273.34	16.7 %	9,087.00	16.66 %
	TOTAL SEWER ADM	680,708.00	150,978.00	529,780.09	22.0 %	144,750.00	19.00 %
	SEWER TREATMENT						

CITY OF QUINCY, FL
STATEMENT OF OPERATING EXPENSES FOR THE TWO MONTHS ENDED NOVEMBER 30, 2022

402-531-535-30341	CONTRACTUAL SERVICES	901,000.00	215,012.00	685,988.12	23.9 %	195,759.00	24.69 %
402-531-535-30430	UTILITIES	176,500.00	30,432.00	146,067.67	17.2 %	19,246.00	8.47 %
402-531-535-30466	REPAIR & MAINTENANCE - PLANT	3,000.00	-	3,000.00	0	-	0
402-531-535-30491	OTHER OPERATING EXPENSE	5,500.00	5,500.00	-	100.0 %	1,485.00	37.12 %
	TOTAL SEWER TREATMENT	1,086,000.00	250,944.00	835,055.79	23.0-%	216,490.00	21.00-%
	SEWER DISTRIBUTION						
402-540-535-10120	REGULAR SALARIES & WAGES	86,314.00	11,096.00	75,218.49	12.9 %	10,182.00	12.36 %
402-540-535-10140	OVERTIME	7,000.00	1,388.00	5,611.99	19.8 %	288.00	3.86 %
402-540-535-10210	FICA TAXES	7,139.00	867.00	6,271.76	12.1 %	742.00	10.82 %
402-540-535-10220	RETIREMENT CONTRIBUTIONS	11,198.00	1,175.00	10,023.21	10.5 %	1,194.00	13.41 %
402-540-535-10230	LIFE & HEALTH INSURANCE	15,117.00	4,254.00	10,862.67	28.1 %	3,046.00	12.89 %
402-540-535-30312	ENGINEERING STUDY	2,060.00	-	2,060.00	0	-	0
402-540-535-30341	CONTRACTUAL SERVICES	2,900.00	-	2,900.00	0	-	0
402-540-535-30401	AUTO EXPENSE	500.00	-	500.00	0	-	0
402-540-535-30403	GASOLINE & DIESEL	2,700.00	-	2,700.00	0	220.00	6.23 %
402-540-535-30404	OIL & GREASE	1,197.00	-	1,197.00	0	-	0
402-540-535-30405	TIRES	1,382.00	24.00	1,358.25	1.7 %	-	0
402-540-535-30406	AUTO PARTS	1,075.00	80.00	994.58	7.5 %	-	0
402-540-535-30407	VEHICLE REPAIRS-PARTS AND LABO	6,100.00	-	6,100.00	0	-	0
402-540-535-30462	REPAIR & MAINT.-EQUIPMENT & TO	1,640.00	-	1,640.00	0	-	0
402-540-535-30467	MAINTENANCE OF MAINS & LINES	48,000.00	2,646.00	45,353.56	5.5 %	2,584.00	4.73 %
402-540-535-30491	OTHER OPERATING EXPENSE	300.00	-	300.00	0	151.00	55.67 %
402-540-535-30521	OPERATING SUPPLIES	244.00	-	244.00	0	80.00	32.64 %
402-540-535-30522	OPERATING SUPPLIES - UNIFORMS	2,206.00	325.00	1,881.38	14.7 %	304.00	13.77 %
402-540-535-60644	EQUIPMENT	130,500.00	-	130,500.00	0	-	0
402-540-535-60646	EQUIPMENT - FIBER OPTIC SYSTEM	-	-	-	0	3,338.00	10.45 %
	TOTAL SEWER DISTRIBUTION	327,572.00	21,855.00	305,716.89	7.0-%	22,129.00	8.00-%
	TOTAL SEWER FUND	2,094,280.00	423,727.00	1,670,552.77	14.0-%	383,369.00	14.00-%
	ELECTRIC ADMINISTRATION						
403-520-531-10110	EXE SALARIES & WAGES	87,277.00	8,426.00	78,850.85	9.7 %	8,663.00	7.20 %
403-520-531-10120	REGULAR SALARIES & WAGES	43,794.00	5,895.00	37,898.69	13.5 %	14,007.00	22.69 %
403-520-531-10140	OVERTIME	1,000.00	-	1,000.00	0	417.00	12.46 %
403-520-531-10210	FICA TAXES	10,103.00	1,081.00	9,022.31	10.7 %	1,684.00	11.99 %
403-520-531-10220	RETIREMENT CONTRIBUTIONS	15,848.00	1,719.00	14,129.39	10.8 %	2,720.00	12.71 %
403-520-531-10230	LIFE & HEALTH INSURANCE	21,395.00	2,967.00	18,428.24	13.9 %	3,605.00	21.95 %

CITY OF QUINCY, FL
STATEMENT OF OPERATING EXPENSES FOR THE TWO MONTHS ENDED NOVEMBER 30, 2022

403-520-531-30320	ACCOUNTING & AUDITING SERVICES	26,518.00	-	26,518.00	0	-	0
403-520-531-30341	CONTRACTUAL SERVICES	50,000.00	9,257.00	40,743.05	18.5%	12,093.00	14.75%
403-520-531-30343	PROFESSIONAL SERVICES	20,000.00	3,113.00	16,887.17	15.6%	-	0
403-520-531-30370	PURCHASED ELECTRIC	9,690,752.00	1,294,825.00	8,395,926.84	13.4%	760,016.00	10.07%
403-520-531-30391	TRANSFER TO RESERVES	170,000.00	-	170,000.00	0	161,665.00	0
403-520-531-30402	TRAVEL EXPENSE	2,000.00	-	2,000.00	0	-	0
403-520-531-30403	GASOLINE & DIESEL	25,000.00	-	25,000.00	0	1,838.00	7.18%
403-520-531-30404	OIL & GREASE	250.00	-	250.00	0	97.00	38.80%
403-520-531-30405	TIRES	400.00	-	400.00	0	-	0
403-520-531-30406	VEHICLE PARTS ONLY	500.00	-	500.00	0	-	0
403-520-531-30407	VEHICLE REPAIRS	200.00	-	200.00	0	-	0
403-520-531-30410	TELEPHONE	7,000.00	728.00	6,272.05	10.4%	922.00	14.44%
403-520-531-30440	RENTALS/LEASES	7,700.00	-	7,700.00	0	-	0
403-520-531-30451	INSURANCE - PROPERTY LIABILITY	205,000.00	52,464.00	152,535.69	25.6%	41,111.00	24.44%
403-520-531-30462	REPAIR & MAINT-EQUIPMENT & TO	3,000.00	-	3,000.00	0	-	0
403-520-531-30465	COPIER PAYMENT	2,000.00	-	2,000.00	0	-	0
403-520-531-30491	OTHER OPERATING EXPENSE	8,000.00	951.00	7,048.95	11.9%	810.00	4.45%
403-520-531-30493	TRAINING	14,025.00	53.00	13,971.90	0.4	-	0
403-520-531-30500	LEGAL ADS & RECORDING	2,110.00	315.00	1,795.00	14.9%	310.00	18.22%
403-520-531-30511	OFFICE SUPPLIES	574.00	220.00	354.40	38.3%	45.00	7.76%
403-520-531-30512	POSTAGE	27,000.00	-	27,000.00	0	3,855.00	13.01%
403-520-531-30521	OPERATING SUPPLIES	434.00	-	434.00	0	202.00	46.56%
403-520-531-30522	OPERATING SUPPLIES - UNIFORMS	768.00	108.00	659.81	14.1%	101.00	13.18%
403-520-531-30540	DUES, PUBLICATION, & MEMBERSHI	46,000.00	22,021.00	23,979.43	47.9%	22,590.00	54.01%
403-520-531-30580	STATE ASSESSMENT TAXES	2,401.00	-	2,401.00	0	-	0
403-520-531-30591	UNCLAIMED PROPERTY UTILITY REF	5,000.00	-	5,000.00	0	-	0
403-520-531-30646	ECONOMIC DEVELOPMENT INITIATIV	47,000.00	400.00	46,600.00	0.9	-	0
403-520-531-31000	OTHER OPERATING EXP - IT SUPPO	33,988.00	5,665.00	28,323.34	16.7%	2,800.00	16.66%
403-520-531-70031	2020A BOND DEBT SERVICE PRINCI	202,358.00	100,658.00	101,699.97	49.7%	98,606.00	49.74%
403-520-531-70032	2020A BOND DEBT SERVICE INTERE	32,582.00	16,812.00	15,770.27	51.6%	18,863.00	51.38%
403-520-531-70111	2020B BOND DEBT SERVICE PRINCI	-	-	-	0	64,308.00	100.00%
403-520-531-70112	2020B BOND DEBT SERVICE INTERE	-	-	-	0	36,677.00	72.24%
403-520-531-70113	2021 BOND DEBT SERVICE PRINCIP	141,346.00	70,382.00	70,963.56	49.8%	-	0
403-520-531-70114	2021 BOND DEBT SERVICE INTERES	40,909.00	20,745.00	20,164.30	50.7%	-	0
403-520-531-90990	TRANSFER OF PROFIT	4,610,257.00	768,376.00	3,841,880.84	16.7%	705,334.00	16.54%
403-520-531-91000	BUSINESS ACTIVITY SHARED EXP	463,710.00	77,285.00	386,425.00	16.7%	68,481.00	16.66%
	TOTAL ELECTRIC ADM	16,068,199.00	2,464,466.00	13,603,734.05	15.0-%	2,031,820.00	14.00-%

CITY OF QUINCY, FL
STATEMENT OF OPERATING EXPENSES FOR THE TWO MONTHS ENDED NOVEMBER 30, 2022

	ELECTRIC DISTRIBUTION												
403-591-531-10120	REGULAR SALARIES & WAGES	310,121.00	48,360.00	261,760.89	15.6 %	54,163.00	13.49 %						
403-591-531-10140	OVERTIME	18,500.00	3,051.00	15,448.56	16.5 %	3,758.00	20.74 %						
403-591-531-10210	FICA TAXES	25,140.00	3,682.00	21,457.61	14.6 %	4,219.00	13.98 %						
403-591-531-10220	RETIREMENT CONTRIBUTIONS	39,435.00	5,455.00	33,979.72	13.8 %	6,465.00	13.64 %						
403-591-531-10230	LIFE & HEALTH INSURANCE	53,237.00	13,539.00	39,698.31	25.4 %	11,147.00	12.99 %						
403-591-531-30341	CONTRACTUAL SERVICES	50,000.00	-	50,000.00	0	-	0						
403-591-531-30403	GASOLINE & DIESEL	13,186.00	-	13,186.00	0	1,091.00	6.04 %						
403-591-531-30404	OIL & GREASE	1,272.00	216.00	1,056.36	17.0 %	70.00	5.50 %						
403-591-531-30405	TIRES	2,500.00	-	2,500.00	0	451.00	18.04 %						
403-591-531-30406	PARTS	3,000.00	1,185.00	1,815.48	39.5 %	816.00	14.31 %						
403-591-531-30407	VEHICLE REPAIRS-LABOR & PARTS	20,000.00	8,995.00	11,005.40	45.0 %	292.00	2.13 %						
403-591-531-30430	UTILITIES	61,000.00	12,229.00	48,771.33	20.0 %	6,001.00	7.72 %						
403-591-531-30440	RENTALS / LEASES	2,000.00	-	2,000.00	0	-	0						
403-591-531-30461	REPAIR & MAINT - OFFICE EQUIPM	2,500.00	-	2,500.00	0	-	0						
403-591-531-30462	REPAIR & MAINT - EQUIPMENT & T	6,000.00	4,877.00	1,122.54	81.3 %	44.00	0.74						
403-591-531-30467	REPAIR & MAINT-MAINS & LINES	15,000.00	-	15,000.00	0	881.00	11.44 %						
403-591-531-30468	REPAIR & MAINTENANCE - SERVICE	4,113.00	800.00	3,313.00	19.5 %	400.00	9.72 %						
403-591-531-30469	CONTRACTUAL TREE TRIMMING & LI	16,561.00	-	16,561.00	0	-	0						
403-591-531-30491	OTHER OPERATING EXPENSES	40,150.00	622.00	39,527.53	1.6 %	205.00	1.24 %						
403-591-531-30521	OPERATING SUPPLIES	298.00	-	298.00	0	118.00	13.15 %						
403-591-531-30522	OPERATING SUPPLIES - UNIFORMS	17,539.00	2,578.00	14,961.40	14.7 %	2,466.00	14.05 %						
403-591-531-60635	STREET LIGHTS	30,000.00	-	30,000.00	0	-	0						
403-591-531-60636	SIGNALIZATION	45,000.00	1,653.00	43,347.50	3.7 %	-	0						
403-591-531-60646	EQUIPMENT - FIBER OPTIC SYSTEM	-	-	-	0	15,664.00	10.44 %						
403-591-531-70731	HONEYWELL LOAN PRINCIPAL	82,161.00	-	82,161.00	0	-	0						
403-591-531-70732	HONEYWELL LOAN INTEREST	2,871.00	-	2,871.00	0	-	0						
403-591-531-70733	BUCKET TRUCKS LOAN PRINCIPAL	100,045.00	-	100,045.00	0	-	0						
403-591-531-70734	BUCKET TRUCK LOAN INTEREST	3,936.00	-	3,936.00	0	-	0						
	TOTAL ELECTRIC DISTRIBUTION	965,565.00	107,242.00	858,323.63	11.0-%	108,251.00	9.00-%						
	ELECTRIC WAREHOUSE												
403-502-531-10120	REGULAR SALARIES & WAGES	40,000.00	4,587.00	35,412.54	11.5 %	4,721.00	12.84 %						
403-502-531-10140	OVERTIME	1,700.00	177.00	1,522.86	10.4 %	155.00	8.96 %						
403-502-531-10210	FICA TAXES	3,190.00	319.00	2,871.08	10.0 %	339.00	12.74 %						
403-502-531-10220	RETIREMENT CONTRIBUTIONS	5,004.00	550.00	4,453.52	11.0 %	567.00	13.79 %						
403-502-531-10230	LIFE & HEALTH INSURANCE	6,755.00	1,203.00	5,551.73	17.8 %	929.00	12.98 %						
403-502-531-30430	UTILITIES	2,903.00	649.00	2,254.26	22.3 %	272.00	8.00 %						

CITY OF QUINCY, FL
STATEMENT OF OPERATING EXPENSES FOR THE TWO MONTHS ENDED NOVEMBER 30, 2022

403-502-531-30461	R/M-OFFICE EQUIPMENT	149.00	-	149.00	0	-	0	0	
403-502-531-30462	REPAIR & MAINT - EQUIP AND TOO	3,500.00	-	3,500.00	0	134.00	0	4.46%	
403-502-531-30463	REPAIR & MAINT - BLDG AND GROU	1,185.00	-	1,185.00	0	-	0	0	
403-502-531-30490	BANK CHARGES	1,000.00	-	1,000.00	0	-	0	0	
403-502-531-30491	OTHER OPERATING EXPENSE	300.00	16.00	284.32	5.2%	236.00	0	26.22%	
403-502-531-30521	OPERATING SUPPLIES	1,411.00	-	1,411.00	0	357.00	0	16.89%	
403-502-531-30522	OPERATING SUPPLIES - UNIFORMS	723.00	94.00	629.23	13.0%	101.00	0	14.00%	
	TOTAL ELECTRIC WAREHOUSE	67,820.00	7,595.00	60,224.54	11.0%	7,811.00		12.00%	
	LINE CLEARING- ELECTRIC								
403-539-531-10120	REGULAR SALARIES & WAGES - LIN	192,368.00	22,096.00	170,271.79	11.5%	21,974.00		12.62%	
403-539-531-10140	OVERTIME - LINE CLEARING CREW	30,000.00	3,710.00	26,290.19	12.4%	3,716.00		13.82%	
403-539-531-10210	FICA TAXES - LINE CLEARING CRE	17,011.00	1,847.00	15,164.47	10.9%	1,876.00		12.87%	
403-539-531-10220	RETIREMENT CONTRIBUTIONS - LIN	26,684.00	2,509.00	24,174.57	9.4%	2,450.00		13.28%	
403-539-531-10230	LIFE & HEALTH INS - LINE CLEAR	36,024.00	6,109.00	29,915.39	17.0%	4,692.00		13.78%	
403-539-531-30343	PROFESSIONAL SERVICES	55,000.00	2,800.00	52,199.74	5.1%	3,699.00		7.02%	
403-539-531-30469	CONTRACTUAL SRVC TREE TRIMMING	160,000.00	-	160,000.00	0	29,854.00		23.27%	
403-539-531-60610	ELECTRIC REBUILD - MUTUAL AID	132,500.00	-	132,500.00	0	-		0	
403-539-531-70191	H-M LOAN CCB 3M '19 PRINCIPAL	-	-	-	0	182,707.00		18.59%	
	TOTAL LINE CLEARING	649,587.00	39,071.00	610,516.15	6.0%	250,968.00		17.00%	
	TOTAL ELECTRIC FUND	17,751,171.00	2,618,374.00	15,132,798.37	15.0%	2,398,850.00		14.00%	
	WATER ADMINISTRATION								
404-520-533-10110	EXE SALARIES & WAGES	14,797.00	1,992.00	12,805.08	13.5%	2,051.00		11.03%	
404-520-533-10120	REGULAR SALARIES & WAGES	72,602.00	9,944.00	62,658.50	13.7%	9,930.00		13.01%	
404-520-533-10140	OVERTIME	3,659.00	1,242.00	2,417.05	33.9%	242.00		5.30%	
404-520-533-10210	FICA TAXES	6,966.00	928.00	6,037.54	13.3%	874.00		12.45%	
404-520-533-10220	RETIREMENT CONTRIBUTIONS	10,927.00	1,411.00	9,516.08	12.9%	1,438.00		12.81%	
404-520-533-10230	LIFE & HEALTH INSURANCE	14,751.00	3,648.00	11,102.96	24.7%	1,945.00		9.96%	
404-520-533-30320	ACCOUNTING & AUDITING SERVICES	12,154.00	-	12,154.00	0	-		0	
404-520-533-30341	CONTRACTUAL SERVICES	7,288.00	1,040.00	6,248.14	14.3%	79.00		0.42%	
404-520-533-30343	PROFESSIONAL SERVICES	1,675.00	90.00	1,585.00	5.4%	-		0	
404-520-533-30390	CONTINGENCY	28,237.00	-	28,237.00	0	-		0	
404-520-533-30402	TRAVEL EXPENSE	200.00	-	200.00	0	-		0	
404-520-533-30404	OIL & GREASE	100.00	-	100.00	0	-		0	
404-520-533-30405	TIRES	400.00	-	400.00	0	-		0	
404-520-533-30410	TELEPHONE	1,450.00	235.00	1,215.32	16.2%	146.00		9.40%	

CITY OF QUINCY, FL
STATEMENT OF OPERATING EXPENSES FOR THE TWO MONTHS ENDED NOVEMBER 30, 2022

404-520-533-30440	RENTALS & LEASES	553.00	-	553.00	0	-	0	
404-520-533-30451	INSURANCE - PROPERTY LIABILITY	64,075.00	15,545.00	48,530.02	24.3 %	12,181.00	24.80 %	
404-520-533-30465	COPIER REPAIRS	2,000.00	-	2,000.00	0	-	0	
404-520-533-30490	BANK CHARGES	1,000.00	-	1,000.00	0	10.00	0.93	
404-520-533-30491	OTHER OPERATING EXPENSE	2,000.00	451.00	1,548.77	22.6 %	651.00	17.98 %	
404-520-533-30493	TRAINING	1,000.00	-	1,000.00	0	-	0	
404-520-533-30501	PERMITS & FEES	87.00	-	87.00	0	-	0	
404-520-533-30511	OFFICE SUPPLIES	208.00	-	208.00	0	-	0	
404-520-533-30521	OPERATING SUPPLIES	300.00	-	300.00	0	-	0	
404-520-533-30522	OPERATING SUPPLIES - UNIFORMS	1,339.00	36.00	1,302.93	2.7 %	34.00	13.40 %	
404-520-533-31000	OTHER OPERATING EXP - IT SUPPO	9,500.00	1,583.00	7,916.66	16.7 %	1,400.00	16.66 %	
404-520-533-70031	2020A BOND SERVICE PRINCIPAL	101,179.00	50,329.00	50,849.98	49.7 %	49,303.00	49.74 %	
404-520-533-70032	2020A BOND DEBT SERVICE INTERE	16,292.00	8,406.00	7,886.13	51.6 %	9,432.00	51.39 %	
404-520-533-70111	2020B BOND DEBT SERVICE PRINCI	-	-	-	0	13,705.00	100.00 %	
404-520-533-70112	2020B BOND DEBT SERVICE INTERE	-	-	-	0	7,820.00	72.25 %	
404-520-533-70113	2021 BOND DEBT SERVICE PRINCIP	30,123.00	15,000.00	15,123.46	49.8 %	-	0	
404-520-533-70114	2021 BOND DEBT SERVICE INTERES	8,718.00	4,421.00	4,297.00	50.7 %	-	0	
404-520-533-70710	SRL DRNK WTR 200601 PRIN	156,741.00	-	156,741.00	0	-	0	
404-520-533-70720	DRK WTR SRL 200601 INT	3,740.00	-	3,740.00	0	-	0	
404-520-533-70722	2020C FDEP BBT PRINCIPAL	147,119.00	-	147,119.00	0	-	0	
404-520-533-70723	2020C FDEP BBT INTEREST	35,388.00	-	35,388.00	0	-	0	
404-520-533-70731	HONEYWELL LOAN PRINCIPAL	25,675.00	-	25,675.00	0	-	0	
404-520-533-70732	HONEYWELL LOAN INTEREST	897.00	-	897.00	0	-	0	
404-520-533-90990	TRANSFER OF PROFIT	413,685.00	68,948.00	344,737.50	16.7 %	122,821.00	17.49 %	
404-520-533-90991	TRANSFER TO REFUSE	5,883.00	-	5,883.00	0	3,029.00	51.47 %	
404-520-533-91000	BUSINESS ACTIVITY SHARED EXP	98,555.00	16,426.00	82,129.16	16.7 %	14,555.00	16.66 %	
	TOTAL WATER ADM	1,301,263.00	201,675.00	1,099,589.28	15.0 %	251,646.00	15.00 %	
	WATER TREATMENT							
404-530-533-30341	CONTRACTUAL SERVICES	382,000.00	89,773.00	292,226.99	23.5 %	83,897.00	24.34 %	
404-530-533-30430	UTILITIES	85,500.00	12,932.00	72,568.15	15.1 %	8,817.00	7.61 %	
404-530-533-30466	REPAIR & MAINTENANCE - PLANT	2,000.00	-	2,000.00	0	-	0	
404-530-533-30469	REPAIR & MAINT RESERVOIRS	2,600.00	-	2,600.00	0	-	0	
404-530-533-60644	EQUIPMENT	30,000.00	-	30,000.00	0	-	0	
	TOTAL WATER TREATMENT	502,100.00	102,705.00	399,395.14	20.0 %	92,714.00	18.00 %	
	WATER DISTRIBUTION							
404-539-533-10120	REGULAR SALARIES & WAGES	82,000.00	11,095.00	70,904.51	13.5 %	10,182.00	12.11 %	

CITY OF QUINCY, FL
STATEMENT OF OPERATING EXPENSES FOR THE TWO MONTHS ENDED NOVEMBER 30, 2022

404-539-533-10140	OVERTIME	7,000.00	1,388.00	5,612.10	19.8 %	288.00	3.86 %
404-539-533-10210	FICA TAXES	6,809.00	867.00	5,941.82	12.7 %	742.00	10.82 %
404-539-533-10220	RETIREMENT CONTRIBUTIONS	10,680.00	1,175.00	9,505.24	11.0 %	1,194.00	12.06 %
404-539-533-10230	LIFE & HEALTH INSURANCE	14,418.00	4,254.00	10,163.70	29.5 %	3,046.00	12.60 %
404-539-533-30403	GASOLINE & DIESEL	2,000.00	-	2,000.00	0	-	0
404-539-533-30404	OIL & GREASE	400.00	-	400.00	0	-	0
404-539-533-30405	TIRES	1,200.00	26.00	1,173.75	2.2 %	-	0
404-539-533-30406	AUTO PARTS	1,100.00	281.00	819.41	25.5 %	-	0
404-539-533-30407	VEHICLE REPAIRS-PARTS AND LABO	1,207.00	-	1,207.00	0	-	0
404-539-533-30462	REPAIR & MAINT- EQUIPMENT & TO	815.00	-	815.00	0	-	0
404-539-533-30467	REPAIR & MAINT.-MAINS & LINES	20,600.00	3,945.00	16,655.00	19.2 %	-	0
404-539-533-30468	REPAIR & MAINT.- SERVICES	2,700.00	-	2,700.00	0	-	0
404-539-533-30491	OTHER OPERATING EXPENSE	304.00	-	304.00	0	19.00	5.17 %
404-539-533-30521	OPERATING SUPPLIES	500.00	-	500.00	0	-	0
404-539-533-30522	OPERATING SUPPLIES - UNIFORMS	2,000.00	325.00	1,675.38	16.2 %	304.00	12.21 %
404-539-533-60646	EQUIPMENT FIBER OPTIC SYSTEM U	-	-	-	0	3,338.00	10.45 %
	TOTAL WATER DISTRIBUTION	153,733.00	23,356.00	130,376.91	15.0 %	19,113.00	11.00 %
	TOTAL WATER FUND	1,957,096.00	327,736.00	1,629,361.33	17.0 %	363,473.00	15.00 %
	GAS ADMINISTRATION						
405-520-532-10110	EXE SALARIES & WAGES	20,000.00	1,992.00	18,008.07	10.0 %	2,052.00	10.44 %
405-520-532-10120	REGULAR SALARIES & WAGES	24,000.00	2,948.00	21,052.34	12.3 %	2,917.00	13.04 %
405-520-532-10140	OVERTIME	2,000.00	-	2,000.00	0	209.00	12.46 %
405-520-532-10210	FICA TAXES	3,519.00	366.00	3,152.72	10.4 %	384.00	12.27 %
405-520-532-10220	RETIREMENT CONTRIBUTIONS	5,520.00	593.00	4,927.24	10.7 %	596.00	12.47 %
405-520-532-10230	LIFE & HEALTH INSURANCE	7,452.00	792.00	6,660.21	10.6 %	620.00	12.75 %
405-520-532-30320	ACCOUNTING & AUDITING SERVICES	12,117.00	-	12,117.00	0	-	0
405-520-532-30341	CONTRACTUAL SERVICES	9,075.00	49.00	9,025.60	0.5	79.00	0.99
405-520-532-30343	PROFESSIONAL SERVICES	8,200.00	-	8,200.00	0	-	0
405-520-532-30380	PURCHASED GAS	1,300,000.00	170,825.00	1,129,175.05	13.1 %	-	0
405-520-532-30402	TRAVEL EXPENSE	200.00	-	200.00	0	-	0
405-520-532-30403	GAS & DIESEL	500.00	-	500.00	0	-	0
405-520-532-30404	OIL & GREASE	100.00	-	100.00	0	-	0
405-520-532-30405	TIRES	100.00	-	100.00	0	-	0
405-520-532-30410	TELEPHONE EXPENSE	2,700.00	235.00	2,465.38	8.7 %	226.00	9.30 %
405-520-532-30440	RENTALS/LEASES	400.00	-	400.00	0	-	0
405-520-532-30451	INSURANCE - PROPERTY LIABILITY	38,000.00	9,716.00	28,284.39	25.6 %	7,613.00	23.59 %

CITY OF QUINCY, FL
STATEMENT OF OPERATING EXPENSES FOR THE TWO MONTHS ENDED NOVEMBER 30, 2022

405-520-532-30465	COPIER REPAIRS	2,000.00	-	2,000.00	0	2,000.00	0	-	0
405-520-532-30490	BANK CHARGES	1,000.00	-	1,000.00	0	1,000.00	0	-	0
405-520-532-30491	OTHER OPERATING EXPENSE	1,400.00	406.00	993.83	29.0%	651.00	17.03%		
405-520-532-30493	TRAINING	2,400.00	-	2,400.00	0	-	0		
405-520-532-30511	OFFICE SUPPLIES	400.00	-	400.00	0	-	0		
405-520-532-30521	OPERATING SUPPLIES	1,000.00	229.00	770.84	22.9%	-	0		
405-520-532-30522	OPERATING SUPPLIES - UNIFORMS	280.00	36.00	243.93	12.9%	34.00	12.06%		
405-520-532-30580	TAXES-STATE ASSESSMENT	2,000.00	-	2,000.00	0	-	0		
405-520-532-31000	OTHER OPERATING EXP - IT SUPPO	9,500.00	1,583.00	7,916.66	16.7%	1,400.00	16.66%		
405-520-532-70111	2020B BOND DEBT SERVICE PRINCI	-	-	-	0	13,705.00	100.00%		
405-520-532-70112	2020B BOND DEBT SERVICE INTERE	-	-	-	0	7,820.00	72.25%		
405-520-532-70113	2021 BOND DEBT SERVICE PRINCI	30,123.00	15,000.00	15,123.46	49.8%	-	0		
405-520-532-70114	2021 BOND DEBT SERVICE INTERES	8,718.00	4,421.00	4,297.00	50.7%	-	0		
405-520-532-90990	TRANSFER OF PROFIT	142,550.00	23,758.00	118,791.66	16.7%	69,611.00	17.23%		
405-520-532-91000	BUSINESS ACTIVITY SHARED EXP	65,079.00	10,847.00	54,232.50	16.7%	9,611.00	16.66%		
	TOTAL GAS ADM	1,700,333.00	243,796.00	1,456,537.88	14.0%	117,528.00	6.00%		
	GAS DISTRIBUTION								
405-561-532-10120	REGULAR SALARIES & WAGES	165,400.00	21,247.00	144,152.85	12.8%	22,680.00	12.99%		
405-561-532-10140	OVERTIME	3,500.00	585.00	2,914.59	16.7%	118.00	1.94%		
405-561-532-10210	FICA TAXES	12,921.00	1,610.00	11,311.41	12.5%	1,712.00	13.12%		
405-561-532-10220	RETIREMENT CONTRIBUTIONS	20,268.00	2,443.00	17,825.34	12.1%	2,714.00	13.75%		
405-561-532-10230	LIFE & HEALTH INSURANCE	27,362.00	3,939.00	23,423.31	14.4%	2,895.00	12.06%		
405-561-532-30403	GASOLINE & DIESEL	3,500.00	-	3,500.00	0	302.00	8.08%		
405-561-532-30404	OIL & GREASE	290.00	-	290.00	0	-	0		
405-561-532-30405	TIRES	783.00	170.00	613.04	21.7%	-	0		
405-561-532-30406	VEHICLE PARTS	2,400.00	123.00	2,277.35	5.1%	-	0		
405-561-532-30407	VEHICLE REPAIR PARTS AND LABO	500.00	-	500.00	0	-	0		
405-561-532-30430	UTILITIES	1,400.00	248.00	1,152.16	17.7%	124.00	5.77%		
405-561-532-30462	REPAIR & MAINT-EQUIPMENT & TOO	364.00	-	364.00	0	-	0		
405-561-532-30467	MAINT. OF MAINS & LINES - GAS	8,001.00	-	8,001.00	0	-	0		
405-561-532-30468	MAINTENANCE OF SERVICES - GAS	4,348.00	-	4,348.00	0	-	0		
405-561-532-30491	OTHER OPERATING EXPENSE	29.00	-	29.49	0	4.00	1.34%		
405-561-532-30520	OPER SUPP-WATER HEATERS	500.00	-	500.00	0	-	0		
405-561-532-30521	OPERATING SUPPLIES	181.00	-	181.00	0	13.00	7.44%		
405-561-532-30522	OPERATING SUPPLIES - UNIFORMS	2,486.00	375.00	2,110.91	15.1%	338.00	13.57%		
405-561-532-60644	EQUIPMENT	75,289.00	-	75,288.51	0	-	0		
405-561-532-60646	EQUIPMENT - FIBER OPTIC SYSTEM	-	-	-	0	3,338.00	10.45%		

CITY OF QUINCY, FL
STATEMENT OF OPERATING EXPENSES FOR THE TWO MONTHS ENDED NOVEMBER 30, 2022

		329,522.00	30,740.00	298,782.96	9.0-%	34,238.00	12.00-%
TOTAL GAS DISTRIBUTION		329,522.00	30,740.00	298,782.96		34,238.00	12.00-%
TOTAL GAS FUND		2,029,855.00	274,536.00	1,755,320.84	14.0-%	151,766.00	7.00-%
REFUSE ADMINISTRATION							
406-410-539-30320	ACCOUNTING & AUDITING SERVICES	12,154.00	-	12,154.00	0	-	0
406-410-539-30443	RESIDENTIAL REFUSE	577,072.00	63,685.00	513,387.00	11.0%	57,756.00	8.30%
406-410-539-30451	INSURANCE - PROPERTY LIABILITY	32,500.00	7,772.00	24,727.51	23.9%	6,091.00	24.85%
406-410-539-30480	YARD/SOLID WASTE TIPPING FEES	95,000.00	7,078.00	87,922.23	7.5%	-	0
406-410-539-30490	BANK CHARGES	1,000.00	16.00	984.32	1.6%	-	0
406-410-539-30491	Other Operating Expense	-	-	-	0	164.00	19.42%
406-410-539-31000	OTHER OPERATING EXP - IT SUPPO	9,500.00	1,583.00	7,916.66	16.7%	-	0
406-410-539-31443	COMMERCIAL REFUSE	496,683.00	54,561.00	442,122.00	11.0%	51,105.00	8.71%
406-410-539-90000	TRANSFER TO LANDFILL	-	-	-	0	1,828.00	15.40%
406-410-539-90990	TRANSFER PROFITS TO GF	209,670.00	34,945.00	174,725.00	16.7%	14,945.00	37.67%
406-410-539-91000	BUSINESS ACTIVITY SHARED EXP	65,104.00	10,851.00	54,253.34	16.7%	9,615.00	16.66%
	TOTAL REFUSE FUND	1,498,683.00	180,491.00	1,318,192.06	12.0-%	141,504.00	9.00-%
LANDFILL OPERATIONS							
407-422-536-10120	REGULAR SALARIES & WAGES	56,000.00	5,344.00	50,656.19	9.5%	7,471.00	11.27%
407-422-536-10140	OVERTIME	1,000.00	117.00	882.66	11.7%	160.00	14.14%
407-422-536-10210	FICA TAXES	4,361.00	391.00	3,969.92	9.0%	558.00	12.44%
407-422-536-10220	RETIREMENT CONTRIBUTIONS	6,840.00	641.00	6,198.73	9.4%	897.00	11.81%
407-422-536-10230	LIFE & HEALTH INSURANCE	9,234.00	1,176.00	8,058.17	12.7%	1,224.00	7.93%
407-422-536-30341	CONTRACTUAL SERVICES	6,000.00	-	6,000.00	0	-	0
407-422-536-30346	MONITORING FEES	42,235.00	-	42,235.00	0	24,537.00	89.52%
407-422-536-30430	UTILITIES	900.00	151.00	749.32	16.7%	81.00	7.95%
407-422-536-30462	REPAIR & MAINT-EQUIPMENT & TOO	557.00	-	557.00	0	-	0
407-422-536-30463	REPAIR & MAINT.-BUILDINGS & GR	2,750.00	-	2,750.00	0	51.00	2.08%
407-422-536-30490	BANK CHARGES	1,000.00	-	1,000.00	0	-	0
407-422-536-30491	OTHER OPERATING EXPENSE	1,300.00	16.00	1,284.32	1.2%	164.00	9.69%
407-422-536-30493	TRAINING	700.00	-	700.00	0	-	0
407-422-536-31000	OTHER OPERATING EXP - IT SUPPO	9,500.00	1,583.00	7,916.66	16.7%	-	0
407-422-536-90990	TRANSFER PROFIT	-	-	-	0	167.00	3.11%
407-422-536-91000	BUSINESS ACTIVITY SHARED EXP	6,221.00	1,037.00	5,184.16	16.7%	919.00	16.66%
	TOTAL LANDFILL FUND	148,598.00	10,456.00	138,142.13	7.0-%	36,229.00	22.00-%
TELECOMMUNICATIONS							

CITY OF QUINCY, FL
STATEMENT OF OPERATING EXPENSES FOR THE TWO MONTHS ENDED NOVEMBER 30, 2022

508-539-539-30341	CONTRACTUAL SERVICES	-	-	-	0	9,065.00	9.91 %
508-539-539-30343	PROFESSIONAL SERVICES	150,000.00	243.00	149,757.00	0.2	-	0
508-539-539-30360	ADMINISTRATIVE SERVICES	5,000.00	-	5,000.00	0	-	0
508-539-539-30403	GAS & DIESEL	500.00	-	500.00	0	-	0
508-539-539-30410	TELEPHONE	14,000.00	1,533.00	12,467.33	10.9 %	405.00	2.89 %
508-539-539-30430	UTILITIES	7,000.00	1,052.00	5,947.95	15.0 %	741.00	8.45 %
508-539-539-30490	BANK CHARGES	1,000.00	-	1,000.00	0	-	0
508-539-539-30491	OTHER OPERATING EXPENSES	6,500.00	2,975.00	3,524.79	45.8 %	885.00	8.71 %
508-539-539-60644	EQUIPMENT	7,988.00	-	7,988.00	0	(3,000.00)	17.23 %
	TOTAL TELECOMMUNICATIONS	191,988.00	5,803.00	186,185.07	3.0 %	8,096.00	5.00 %
	TOTAL ENTERPRISE FUND	26,431,867.00	3,907,453.00	22,524,420.39	14.0 %	3,556,573.00	13.00 %
	TOTAL ALL FUNDS	38,752,074.00	5,521,968.00	33,230,107.81	14.0 %	5,018,123.00	13.00 %

**DEBT SERVICE COVERAGE REPORT
AS OF NOVEMBER 30, 2022**

CITY OF QUINCY, FL
DEBT SERVICE COVERAGE RATIO AS OF NOVEMBER 30, 2022

	TWO MONTHS ACTUAL
REVENUES	
Governmental	\$1,934,325
Enterprise	4,367,673
Total Revenues	<u><u>\$6,301,998</u></u>
EXPENDITURES	
Personnel	\$1,319,514
Contractual Services	391,594
Professional Services	16,942
Purchased Electric	1,294,825
Purchased Gas	170,825
Reserves/ Perks & Facilities	2,163
Gas, Oil & Grease, Tires, Auto Parts & Repair	20,649
Telephone	23,126
Utilities	80,659
Commercial & Residential Refuse	118,246
Insurance - Property Liability	242,327
Repair & Maintenance	20,619
Yard Tipping Cost	7,078
Other Operating Expenses	45,648
Training & Software	18,373
Operating Materials & Supplies	47,060
Uniforms	33,986
Athletic Equipment	16,158
Dues, Publications, Subscriptions & Memberships	22,421
Other Operating Expenses - IT Support	31,992
CRA Operations & Projects	43,335
Aid to Private Organizations	51,000
Transfers	914,613
Business Activity - Enterprise	126,701
Total Expenditures	<u><u>5,059,854</u></u>
NET OPERATING INCOME	<u><u>\$1,242,144</u></u>
TOTAL DEBT SERVICE	<u><u>\$453,308</u></u>
DEBT SERVICE COVERAGE RATIO	<u><u>2.74</u></u>

GRANT REPORT
FOR THE TWO MONTHS ENDED NOVEMBER 30, 2022

CITY OF QUINCY, FL
GRANT REVENUES AND EXPENSES FOR THE TWO MONTHS ENDED NOVEMBER 30, 2022

ACCOUNT_#	ACCOUNT DESCRIPTION	ADJUSTED_ BUDGET 2023	MONTHS_YTD 2023	OVER_(UNDER) ADJUSTED_BUD GET	YTD_%
CLEAN WATER SOLAR ARRAY GRANT					
	CLEAN WATER SOLAR ARRAY REVS				
402-381-39000	CLEAN WATER SRL GRANT	\$ 844,105.00	-	\$ 844,105.00	0%
	TOTAL CLEAN WTR SLR ARRAY REVS	\$ 844,105.00	-	\$ 844,105.00	0%
	CLEAN WATER SOLAR ARRAY EXP				
402-531-535-80830	CLEAN WATER SOLAR ARRAY GRANT	\$ 844,105.00	-	\$ 844,105.00	0%
	TOTAL CLEAN WTR SLR ARRAY EXP	\$ 844,105.00	-	\$ 844,105.00	0%
WALMART GRANT (POLICE)					
	WALMART GRANT (POLICE) REVS				
001-366-00521	WALMART GRANT - POLICE	\$ 5,000.00	5,000.00	\$ -	100%
	TOTAL WALMART GRT (POLICE) REV	\$ 5,000.00	5,000.00	\$ -	100%
	WALMART GRANT (POLICE) EXP				
001-220-521-80835	WALMART GRANT -JOB 106	\$ 5,000.00	5,000.00	\$ -	100%
	TOTAL WALMART GRT (POLICE) EXP	\$ 5,000.00	5,000.00	\$ -	-100%
SCOP S STEWART PHASE I GRANT					
	SCOP S STEWART PHS I GRANT REV				
001-334-49000	State Grant - Transportation	\$ 47,254.00	-	\$ 47,254.00	0%
	TOTAL SCOP S STEWART PHS I REV	\$ 47,254.00	-	\$ 47,254.00	0%
	SCOP S STEWART PHS I GRANT EXP				

001-430-541-80831	SCOP S STEWART ST PHASE I - JO	\$	47,254.00	\$	-	\$	47,254.00	0%
	TOTAL SCOP S STEWART PHS I EXP	\$	47,254.00	\$	-	\$	47,254.00	0%

DEM HAZARD MITIGATION GRANT

402-331-32000	DEM HAZARD MITIGATION GRT REV	\$	35,979.00	\$	-	\$	35,979.00	0%
404-331-32000	DEM HAZARD MITIGATION GRANT	\$	35,979.00	\$	-	\$	35,979.00	0%
	TOTAL DEM HAZ MITIGATION REV	\$	71,958.00	\$	-	\$	71,958.00	0%

DEM HAZARD MITIGATION GRT EXP

402-531-535-80832	DEM HAZARD MITIGATION GRANT -	\$	35,979.00	\$	-	\$	35,979.00	0%
404-530-533-80832	DEM HAZARD MITIGATION GRANT -	\$	35,979.00	\$	-	\$	35,979.00	0%
	TOTAL DEM HAZ MITIGATION EXP	\$	71,958.00	\$	-	\$	71,958.00	0%

AMERICAN RESCUE PLAN ACT GRANT

001-366-10015	AMERICAN RESCUE PLAN GRANT	\$	692,782.00	\$	6,613.00	\$	686,169.50	1%
403-331-33000	AMERICAN RESCUE PLAN ACT GRANT	\$	44,500.00	\$	300.00	\$	44,200.00	1%
	TOTAL AMER. RESCUE PLAN REVS	\$	737,282.00	\$	6,913.00	\$	730,369.50	1%

AMERICAN RESCUE PLAN ACT GRANT

001-430-541-80833	AMERICAN RESCUE PLAN ACT GRANT	\$	692,782.00	\$	6,613.00	\$	686,169.50	1%
403-520-531-80833	AMERICAN RESCUE PLAN ACT GRANT	\$	44,500.00	\$	300.00	\$	44,200.00	1%
	TOTAL AMER. RESCUE PLAN REVS	\$	737,282.00	\$	6,913.00	\$	730,369.50	-1%

SOAR GRANT

001-366-10018	SOAR GRANT REVS	\$	24,313.00	\$	11,604.00	\$	12,709.10	48%
	TOTAL SOAR GRANT REVS	\$	24,313.00	\$	11,604.00	\$	12,709.10	48%

SOAR GRANT EXP

001-001-519-80834	SOAR GRANT - JOB 126	\$	24,313.00	\$	11,604.00	\$	12,709.10	48%
-------------------	----------------------	----	-----------	----	-----------	----	-----------	-----

TOTAL SOAR GRANT EXP \$ 24,313.00 \$ 11,604.00 \$ 12,709.10 -48%

HOMETOWN REVITALIZATION GRANT

002-334-90000 HOMETOWN REVITAL. GRANT REV
GRANT PROCEEDS \$ 2,949,428.00 \$ - \$ 2,949,428.00 0%
TOTAL HOMETOWN REVITAL. REVS \$ 2,949,428.00 \$ - \$ 2,949,428.00 0%

002-250-552-80836 HOMETOWN REVITAL. GRANT EXP
HOMETOWN REVITALIZATION GRANT \$ 2,949,428.00 \$ - \$ 2,949,428.00 0%
TOTAL HOMETOWN REVITAL. EXP \$ 2,949,428.00 \$ - \$ 2,949,428.00 0%

FIREHOUSE SUB PUB. SAFETY GRNT

001-366-10019 FIREHOUSE SUB PUB. SAFETY REVS
FIREHOUSE SUBS PUBLIC SAFETY G \$ 37,575.00 \$ - \$ 37,575.00 0%
TOTAL FIREHOUSE SUBS REVS \$ 37,575.00 \$ - \$ 37,575.00 0%

001-230-522-80837 FIREHOUSE SUB PUB SAFETY EXP
FIREHOUSE SUBS PUBLIC SAFETY G \$ 37,575.00 \$ - \$ 37,575.00 0%
TOTAL FIREHOUSE SUBS GRANT EXP \$ 37,575.00 \$ - \$ 37,575.00 0%

TOTAL GRANT REVENUES \$ 4,716,915.00 \$ 23,517.00 \$ 4,693,398.60

TOTAL GRANT EXPENSES \$ 4,716,915.00 \$ 23,517.00 \$ 4,693,398.60

**UTILITY BILLING REPORT
AS OF NOVEMBER 30, 2022**

City of Quincy, Florida
Billing Statistics for the Month of November 30, 2022
Cycle 1

	FY 2023	FY 2022	
Month of November	11/7/2022	11/7/2021	Variance
No. of Bills	2,251	2,264	(13)
No. Bills Estimated	93	14	79
Consumption	8,503,709	9,211,030	(707,321)
Fuel Adjustment Rate	0.041400	0.024530	0.017
Fuel Adjustment	\$342,759	\$218,681	\$124,078
Services Billed	\$1,032,650	\$1,152,868	(\$120,218)

Comments: The month of November 2022 resulted in a decrease of 13 accounts, decreased consumption of 707,321 and decreased revenue of \$120,218, when compared to November 2021.

The total number of residential customers for cycles 1 & 2: 3,982

The total number of commercial customers for cycles 1 & 2: 791

Prepared by Donna Reeves, Utility Billing Specialist

City of Quincy, Florida
Billing Statistics for the Month of November 30, 2022
Cycle 2

	FY 2023	FY 2022	
Month of November	11/22/2022	11/22/2021	Variance
No. of Bills	2,501	2,468	33
No. Bills Estimated	58	75	(17)
Consumption	2,253,831	3,000,901	(747,070)
Fuel Adjustment Rate	0.023000	0.024530	(0.002)
Fuel Adjustment	48,397	58,997	(10,600)
Services Billed	\$432,111	\$493,435	(\$61,324)

Comments: The month of November 2022 resulted in an increase of 33 accounts, decreased consumption of 747,070 and de \$61,324 , when compared to November 2021.

The total number of residential customers for cycles 1 & 2: 3,982

The total number of commercial customers for cycles 1 & 2: 791

Prepared by Donna Reeves, Utility Billing Specialist

**ELECTRIC REVENUE PRIOR YEAR ANALYSIS AS
OF NOVEMBER 30, 2022**

- **PRIOR YEAR**

- **BUDGET VS ACTUAL**

City of Quincy, Florida
Electric Revenue Prior Year Variance
For the Two Months Ended November 2022

Account Number	Description	FY2023 Nov	FY2022 Nov	Variance
403-331-33000	AMERICAN RESCUE PLAN ACT GRANT	\$300	\$500,000	(\$499,700)
403-343-11000	RESIDENTIAL SALES	\$915,340	\$863,028	\$52,312
403-343-12000	COMMERCIAL SALES	\$1,439,724	\$1,279,422	\$160,302
403-343-13000	INDUSTRIAL SALES	\$420,830	\$289,913	\$130,917
403-343-14000	STREET LIGHTING SALES	\$9,799	\$7,888	\$1,911
403-343-15000	INTERDEPARTMENTAL SALES	\$38,803	\$62,951	(\$24,148)
403-343-16000	CONNECTIONS	\$976	\$29,510	(\$28,534)
403-343-16500	Hurricane Michael Surcharge	\$158,749	\$161,665	(\$2,916)
403-343-16710	VISTA BRACE VOLUNTEER GRANT		\$4,978	(\$4,978)
403-343-17000	FORFEITED DISCOUNTS - PENALTIES	\$48,309	\$28,812	\$19,497
403-343-18000	SALE OF MATERIAL	\$0	\$10,077	(\$10,077)
403-343-18500	SPECIAL PROJECT - MATERIAL SALES	\$84	\$27,954	(\$27,870)
403-343-19000	CUT ON/OFF FEES	\$680	\$2,948	(\$2,268)
403-343-24000	TRANSFORMER RENT	\$1,410	\$1,410	\$0
403-343-27000	MISCELLANEOUS CHARGES	-\$164	\$1,117	(\$1,281)
403-343-90000	MISCELLANEOUS REVENUES	\$424	\$150	\$274
403-361-10000	INTEREST REVENUE	\$713	\$40	\$673
403-369-90000	MISCELLANEOUS REVENUES	\$11,055	\$1,130	\$9,925
403-389-90001	USE OF RETAINED EARNINGS		\$0	\$0
				\$0
	** GRAND TOTAL **	\$3,047,032	\$3,272,995	(\$225,963)
Percentage		93%	100%	-7%
Revenue w/o FEMA (non-recurring revenue)		\$3,047,032	\$3,272,995	(\$225,963)

City of Quincy, Florida
 Electric Revenue Analysis - Actual vs Budget
 For the Two Months Ended November 30, 2022

Account Number	Description	Adjusted Budget	Adjusted Budget YTD	YTD Amount	Variance
403-331-01019	H-M FEMA REIMB MICHAEL	\$514,000	\$85,667	\$0	(\$85,667)
403-331-33000	AMERICAN RESCUE PLAN ACT GRANT	\$0	\$0	\$300	\$300
403-343-11000	RESIDENTIAL SALES	\$6,023,865	\$1,003,978	\$915,340	(\$88,638)
403-343-12000	COMMERCIAL SALES	\$8,076,860	\$1,346,143	\$1,439,724	\$93,580
403-343-13000	INDUSTRIAL SALES	\$1,880,237	\$313,373	\$420,830	\$107,457
403-343-14000	STREET LIGHTING SALES	\$71,067	\$11,845	\$9,799	(\$2,045)
403-343-15000	INTERDEPARTMENTAL SALES	\$375,387	\$62,565	\$38,803	(\$23,761)
403-343-16000	CONNECTIONS	\$63,021	\$10,504	\$976	(\$9,528)
403-343-16500	Hurricane Michael Surcharge	\$392,299	\$65,383	\$158,749	\$93,366
403-343-17000	FORFEITED DISCOUNTS - PENALTIES	\$245,470	\$40,912	\$48,309	\$7,397
403-343-18000	SALE OF MATERIAL	\$13,705	\$2,284	\$0	(\$2,284)
403-343-18500	SPECIAL PROJECT - MATERIAL SALES	\$38,651	\$6,442	\$84	(\$6,358)
403-343-19000	CUT ON/OFF FEES	\$11,178	\$1,863	\$680	(\$1,183)
403-343-24000	TRANSFORMER RENT	\$8,628	\$1,438	\$1,410	(\$28)
403-343-27000	MISCELLANEOUS CHARGES	\$7,053	\$1,176	(\$164)	(\$1,339)
403-343-90000	MISCELLANEOUS REVENUES	\$21,129	\$3,522	\$424	(\$3,097)
403-361-10000	INTEREST REVENUE	\$1,398	\$233	\$713	\$480
403-369-90000	MISCELLANEOUS REVENUES	\$7,222	\$1,204	\$11,055	\$9,852
** GRAND TOTAL **		\$17,751,170	\$2,958,528	\$3,047,032	\$88,504
Percentage			100%	103%	3%

**CUSTOMER SERVICE RECEIPTS COLLECTED
FOR THE MONTH OF NOVEMBER 30, 2022**

**CITY OF QUINCY
RECEIPTS COLLECTED BY CUSTOMER SERVICE
FOR NOVEMBER 2022**

For Receipts / From: 11.01.2022 To: 11.30.2022 / Totals For Drawer A

UBSC	1,505	\$ 801,078.41	0	CA	\$ 1,248.46
FMSM	134	\$ 55,026.48	0	CK	\$ 761,776.17
STSL	16	\$ 435.00	0	PP	\$ 103,388.70
FMSC	14	\$ 9,873.44	0		
Transaction Total	1,669	\$ 866,413.33			
Drawer Total		\$ 866,413.33	0		\$ 866,413.33

For Receipts / From: 11.01.2022 To: 11.30.2022 / Totals For Drawer B

UBSC	918	\$ 207,304.80	176.18	CA	\$ 1,078.22
FMSM	28	\$ 13,476.90	0	CK	\$ 155,080.19
STSL	5	\$ 140.00	15	PP	\$ 64,763.29
Transaction Total		\$ 220,921.70			
Drawer Total	951	\$ 220,921.70			\$ 220,921.70

For Receipts / From: 11.01.2022 To: 11.30.2022 / Totals For Drawer C

UBSC	25	\$ 3,145.07	0	CK	\$ 5,409.69
FMSM	1	\$ 35.00	0	PP	\$ 1,034.38
FMSC	1	\$ 3,264.00	0		
Transaction Total		\$ 6,444.07			
Drawer Total		\$ 6,444.07			\$ 6,444.07

For Receipts / From: 11.01.2022 To: 11.30.2022 / Totals For Drawer D

UBSC	230	\$ 85,497.97	0	CA	\$ (13.74)
FMSC	1	\$ 334.89	0	CK	\$ 65,899.24
				PP	\$ 19,947.36
Transaction Total		\$ 85,832.86			
Drawer Total		\$ 85,832.86			\$ 85,832.86

For Receipts / From: 11.01.2022 To: 11.30.2022 / Totals For Drawer F

FMSM	20	\$ 860,909.37	0	EF	\$ 860,909.37
Transaction Total		\$ 860,909.37			
Drawer Total		\$ 860,909.37			\$ 860,909.37

For Receipts / From: 11.01.2022 To: 11.30.2022 / Grand Totals for All Drawers

UBSC	2,678	\$ 1,097,026.25	176.18		\$ 2,312.94
FMSM	183	\$ 929,447.75	0		\$ 988,165.29
STSL	21	\$ 575.00	15		\$ 189,133.73
FMSC	16	\$ 13,472.33	0		\$ 860,909.37
Totals	2,898	\$ 2,040,521.33	191.18		\$ 2,040,521.33 2,040,521.33

Legend Explanation

UBSC	Utility Billing
STSL	Sales Tax
FMSM	Fund Management
FMSC	Fund Management
CA	Cash
CK	Check
PP	Point n Pay
MO	Money Order
EF	Electronic Funds

Prepared by: LaTrenda Gainous

ARREARS REPORT
AS OF NOVEMBER 30, 2022

City of Quincy, Florida
 Arrears Report
 For the Two Months Ended November 30, 2022

Cycle 1 - Number of Accounts Cycle 2 = 167

Account Number	30 Day 10/31/2022	60 Day 9/30/2022	90 Day 8/31/2022	Balance	Legend
2471034	573.80	522.77	5,105.48	6,202.05	NP
195025	791.97	1,862.32	3,463.37	6,117.66	NP
1946025	302.62	418.56	4,664.35	5,385.53	NP
976015	869.04	771.69	1,423.14	3,063.87	C
4959007	176.19	262.45	2,414.33	2,852.97	NP
4770019	381.40	440.39	1,625.38	2,447.17	NP
285016	280.41	403.41	1,746.26	2,430.08	NP
2485016	174.87	153.46	2,000.26	2,328.59	NP
2430013	202.94	322.64	1,780.79	2,306.37	NP
2032011	79.83	77.58	2,064.03	2,221.44	NP
2299012	966.18	822.61	422.60	2,211.39	NC
6024018	265.35	434.89	1,393.68	2,093.92	NC
4808010	283.24	416.02	1,362.13	2,061.39	C
5321014	219.19	308.14	1,519.00	2,046.33	NP
2190032	440.88	544.45	1,049.24	2,034.57	NP
1873015	605.97	822.14	459.31	1,887.42	NC
2240019	208.12	337.98	1,330.39	1,876.49	NP
244018	176.61	128.88	1,548.83	1,854.32	NP
2293013	109.94	211.54	1,345.82	1,667.30	NP
2163022	396.00	604.89	602.13	1,603.02	NP
2116017	127.09	155.64	1,265.68	1,548.41	NP
408013	560.63	870.30	58.35	1,489.28	NC
165016	94.59	234.64	1,100.54	1,429.77	NP
585024	172.37	162.63	1,082.22	1,417.22	NP
4866032	72.29	71.45	1,215.74	1,359.48	NP
1190012	421.12	777.48	101.70	1,300.30	NC
292013	160.17	259.65	875.29	1,295.11	NP
5448019	369.43	490.28	367.78	1,227.49	NP
6383002	391.24	567.78	205.24	1,164.26	NP
1207012	421.90	735.99	-	1,157.89	NP
8215010	171.12	285.79	601.89	1,058.80	NP
1784011	143.99	304.74	606.93	1,055.66	NC
1560019	185.18	273.49	539.04	997.71	NC
100030	279.01	232.70	374.01	885.72	NP
1129016	216.39	378.19	266.30	860.88	NP
2122022	125.93	287.50	436.64	850.07	NC, NP
8241023	76.29	170.57	582.94	829.80	NP
4917013	158.66	181.77	481.99	822.42	NP
2570030	104.24	108.71	603.65	816.60	NP
1641018	82.20	78.65	623.99	784.84	NP
1707024	302.51	455.85	10.12	768.48	NC, NP
4501014	222.14	236.02	294.76	752.92	NP
2150021	76.03	72.41	569.23	717.67	NP
1573019	155.67	292.65	267.40	715.72	NP
1766014	286.42	339.59	84.20	710.21	NC

Account Number	30 Day	60 Day	90 Day	Balance_	Legend
1801017	86.26	238.92	372.62	697.80	NP
2437022	129.63	262.76	276.99	669.38	NP
570015	158.35	192.68	299.19	650.22	NP
2147018	137.81	269.13	239.39	646.33	NP
4717015	75.15	129.20	437.49	641.84	NC
582022	100.70	102.56	396.55	599.81	NP
186016	188.30	284.40	99.23	571.93	NC
1883032	57.00	146.89	343.90	547.79	NP
6477004	181.73	361.80	-	543.53	NP
927038	75.19	127.78	340.35	543.32	NP
6697023	88.06	235.79	169.56	493.41	NC
1700019	213.60	277.99	-	491.59	NC
1079012	110.84	245.41	129.64	485.89	NC
1216018	189.02	295.15	-	484.17	NP
2178013	253.46	212.74	-	466.20	NP
537030	181.76	275.46	-	457.22	NC, NP
370019	411.98	44.00	-	455.98	NP
5410009	72.70	72.32	293.72	438.74	NP
934013	187.80	247.04	-	434.84	NC
6480008	98.87	237.88	90.89	427.64	NP
5131009	70.86	125.07	223.45	419.38	NP
56670950	77.40	74.03	265.30	416.73	NP
8627001	48.36	170.62	195.31	414.29	NP
850015	245.01	157.64	-	402.65	NC
85015	88.93	96.17	182.17	367.27	NP
2149015	91.47	267.89	-	359.36	NC
124030	76.09	80.86	201.01	357.96	NP
4197006	254.64	100.00	-	354.64	NP
6733016	205.74	131.26	-	337.00	NC
1132013	330.40	2.25	-	332.65	NP
455018	321.90	-	-	321.90	NC
2573043	45.37	74.91	183.77	304.05	NP
2097012	133.56	163.24	-	296.80	NC
4830019	47.57	126.60	95.50	269.67	NC
2454013	265.47	-	-	265.47	NC
310016	134.70	127.41	-	262.11	NC
2073021	72.52	72.72	109.31	254.55	NP
6723017	4.85	83.90	160.52	249.27	NC, NP
1971035	71.30	68.69	105.98	245.97	NC
629020	119.98	125.28	-	245.26	NP
106030	98.85	143.06	-	241.91	NC
5177015	76.07	154.00	-	230.07	NC
2556030	124.03	100.00	-	224.03	NP
1138017	211.65	-	-	211.65	NC
8297006	104.07	100.00	-	204.07	NC, NP
1139020	203.43	-	-	203.43	NC
8220024	82.85	117.15	-	200.00	NC, NP
8217018	54.61	144.13	-	198.74	NC
532017	140.40	54.04	-	194.44	C
1122016	154.68	39.64	-	194.32	C
2098011	183.49	-	-	183.49	C
1252021	82.13	97.83	-	179.96	NP

Account Number	30 Day	60 Day	90 Day	Balance_	Legend
276014	169.67	5.40	-	175.07	NC
8219015	171.80	-	-	171.80	C
8168002	125.86	44.92	-	170.78	C
2191011	170.35	-	-	170.35	NC
2470015	169.51	-	-	169.51	NP
978012	161.88	-	-	161.88	NC
2093010	92.30	59.00	-	151.30	NP
729016	147.34	-	-	147.34	NC
6741012	118.31	27.80	-	146.11	NP
81340017	108.57	37.43	-	146.00	C
129024	140.86	-	-	140.86	C
6683009	8.15	131.86	-	140.01	C
122013	77.55	58.27	-	135.82	NP
2059027	133.40	-	-	133.40	C
6685012	14.38	100.00	-	114.38	NP
2571035	47.26	64.45	-	111.71	C
314026	98.89	-	-	98.89	C
2347021	82.22	16.23	-	98.45	C
6688015	23.28	-	74.73	98.01	C
238015	92.35	-	-	92.35	C
146025	-	-	86.93	86.93	BAL
382015	86.54	-	-	86.54	NC
2555038	81.83	-	-	81.83	C
4973004	-	-	80.63	80.63	BAL
112014	72.15	6.39	-	78.54	C
2044021	77.07	-	-	77.07	NP
1859027	71.14	-	-	71.14	C
395019	61.86	-	-	61.86	C
5234002	59.89	-	-	59.89	C
1125020	58.49	-	-	58.49	NP
8242013	56.93	-	-	56.93	C
4828016	55.83	-	-	55.83	C
8132021	5.91	47.50	-	53.41	C

Residential Total				
Amount- Cycle 1	22,943.32	25,748.82	55,390.28	104,082.42

Percentage	22%	25%	53%	100%
-------------------	------------	------------	------------	-------------

Commercial Accounts

Account Number	30 Day 10/31/2022	60 Day 9/30/2022	90 Day 8/31/2022	Balance	Legend
8520001	1,383.90	1,190.00	5,970.24	8,544.14	NP
8564001	18.48	18.48	4870.42	4907.38	NC
52026	3065.3	1694.93	0	4760.23	NC
1768009	858.94	405.37	1812.24	3076.55	NP
1633011	229.96	254.33	2315.03	2799.32	C
654015	320.27	374.06	1243.26	1937.59	NC
205018	147.14	140.13	1595.85	1883.12	NP
1510016	357.89	430.25	1060.02	1848.16	NP
1629014	163.81	165.01	1240.98	1569.8	NP
659013	297.7	345.47	816.45	1459.62	NP
8299002	219.78	211.29	890.91	1321.98	NC
1455017	467.71	457.82	0	925.53	NC, NP
1594018	155.55	148.16	613.45	917.16	NP
1527014	916.64	0	0	916.64	NC
6056010	92.98	244.18	496.52	833.68	NC
5388002	380.54	425.58	0	806.12	NP
2767012	74.42	75.88	595.3	745.6	NP
645011	351.63	392.46	0	744.09	NP
484011	742.16	0	0	742.16	NP
56670036	737.39	0	0	737.39	NC
2768012	85.61	91.41	483.24	660.26	NP
204015	334.39	276.62	0	611.01	NC
1481013	287.87	311.67	0	599.54	NP
356013	328	224.44	0	552.44	NP
651014	429.4	99.46	0	528.86	NC
1681022	523.33	1.59	0	524.92	NC
644016	324.4	97.27	0	421.67	NC
24016	363.02	0	0	363.02	NC
3421016	178.58	113.48	0	292.06	NP
331016	221.42	0	0	221.42	NP
8632001	43.6	41.52	120.29	205.41	NC, NP
8541001	85.7	99.99	1.22	186.91	C
25021	172.73	0	0	172.73	NC
598015	136.18	0	0	136.18	C
572025	114.15	0	0	114.15	C
5349007	72.19	13.23	0	85.42	C

Commercial Total Amount- Cycle 1	14,682.76	8,344.08	24,125.42	47,152.26
Percentage	31%	18%	51%	100%

City of Quincy Total Amount- Cycle 1	37,626.08	34,092.90	79,515.70	151,234.68
Percentage	25%	23%	53%	100%

Cycle 2 - Number of Accounts Cycle 2 = 112

Account Number	30 Day 10/31/2022	60 Day 9/30/2022	90 Day 8/31/2022	Balance	Legend
2716011	238.74	621.03	3,743.65	4,603.42	NP
4922006	264.88	1,880.69	1,864.78	4,010.35	NP
2954011	72.41	154.96	2,244.58	2,471.95	NP
6324007	412.95	598.13	1,338.06	2,349.14	NP
4492025	232.61	386.23	1,252.34	1,871.18	NP
5713013	132.03	298.61	1,346.18	1,776.82	NP
4723013	86.90	88.69	1,570.13	1,745.72	NP
4561021	273.30	347.53	1,005.51	1,626.34	NP
6460009	67.28	70.64	1,455.86	1,593.78	NP
3340013	129.67	304.33	1,020.13	1,454.13	NP
4936013	174.33	268.99	961.30	1,404.62	NP
2607011	97.73	345.34	953.81	1,396.88	NP
3324018	292.90	316.55	764.53	1,373.98	NP
3492011	74.61	101.87	1,179.30	1,355.78	NP
3491007	82.89	104.74	1,160.78	1,348.41	NP
4712014	392.60	581.92	278.39	1,252.91	NP
4556022	165.67	296.46	747.66	1,209.79	NP
4540020	120.69	157.03	915.14	1,192.86	NC
6378010	333.93	321.52	446.20	1,101.65	NP
5459008	101.67	204.12	777.28	1,083.07	NP
6405001	260.21	352.89	428.57	1,041.67	NC
8146001	456.18	582.23	-	1,038.41	NC
2823017	364.64	239.64	390.00	994.28	NP
2119014	307.50	395.33	226.13	928.96	NP
5784010	67.28	70.64	777.68	915.60	NP
4606029	144.24	284.37	409.14	837.75	NC
4963009	15.32	16.08	742.16	773.56	NP
4551018	130.04	294.44	279.67	704.15	NP
85373002	170.02	26.38	501.27	697.67	NC
2921014	271.15	421.91	-	693.06	NC
6604003	227.94	338.03	125.96	691.93	NC
2653015	256.70	176.97	241.67	675.34	NC
6315007	130.43	319.03	225.28	674.74	NC
5461013	169.48	348.47	106.40	624.35	NP
4491022	161.04	331.95	128.07	621.06	NP
4519019	250.07	317.24	51.93	619.24	NP
4476019	188.88	277.69	132.38	598.95	C
4527019	292.10	294.29	-	586.39	C
3880012	68.98	216.23	239.58	524.79	NP
4438032	27.64	135.71	360.61	523.96	NP
6113011	48.48	153.11	308.72	510.31	NP
4992005	406.26	88.67	-	494.93	NC, NP
5768001	273.38	210.86	-	484.24	NC, NP
2659018	73.27	107.01	291.42	471.70	NP
3037020	222.26	232.26	-	454.52	NP
4667027	28.94	153.26	222.23	404.43	NP

Account Number	30 Day	60 Day	90 Day	Balance	Legend
4554030	181.53	212.76	-	394.29	NP
8374006	116.58	276.17	-	392.75	NP
4453023	221.56	167.30	-	388.86	NP
5742010	96.49	132.56	158.71	387.76	NP
2699011	118.31	267.92	-	386.23	NP
2092015	314.59	58.85	-	373.44	NC
5530001	129.45	242.98	-	372.43	NC
5715008	-	-	360.30	360.30	NP
4922002	-	-	347.81	347.81	BAL
4854020	195.25	143.10	-	338.35	NC
5694010	122.08	185.27	-	307.35	NP
4608032	160.08	146.44	-	306.52	NP
4743003	303.55	-	-	303.55	C
5867006	239.62	60.68	-	300.30	C
6339004	198.52	100.00	-	298.52	NP
7003006	291.80	2.73	-	294.53	NC
4286011	6.15	12.30	271.98	290.43	NP
4483025	113.02	158.56	-	271.58	NC
6313005	61.61	207.54	-	269.15	NP
3063016	266.87	-	-	266.87	NP
4553017	115.09	146.70	-	261.79	NP
3089026	21.32	47.32	182.41	251.05	NP
6558004	16.47	24.09	204.74	245.30	NP
4146010	80.51	156.04	8.27	244.82	NP
5360008	239.78	-	-	239.78	NC
2678012	94.57	93.54	49.18	237.29	NC
6341004	133.20	100.00	-	233.20	NC, NP
2946037	72.46	76.03	81.56	230.05	NC, NP
4489026	217.95	8	0	225.95	NC
3757041	68.17	143.05	0	211.22	NC
6514003	89.84	118.73	0	208.57	NC
2995012	129.61	77.67	0	207.28	NC
4543020	55.69	137.89	0	193.58	NC
4548021	86.76	100	0	186.76	NC, NP
4530025	73.14	100	0	173.14	NC, NP
3971020	70.11	100	0	170.11	NC, NP
4704024	170.01	0	0	170.01	NC
6355007	113.33	55.33	0	168.66	NC
4533023	109.79	42.59	0	152.38	C
4649027	146.51	0	0	146.51	NC
4719012	129.74	13.31	0	143.05	NC
5689004	143.03	0	0	143.03	NC
4534018	132.52	0	0	132.52	NC
5077011	70.18	60.53	0	130.71	C
3747020	120.85	0	0	120.85	NC, NP
4536019	109.59	0	0	109.59	NC
6083001	96.32	0	0	96.32	NC
4517016	96.1	0	0	96.1	C
8393003	94.86	0	0	94.86	NC
4516019	94.09	0	0	94.09	NC
4558023	93.5	0	0	93.5	NC
3309015	45.51	43.17	0	88.68	C

Account Number	30 Day	60 Day	90 Day	Balance	Legend
3924011	0	0	87.39	87.39	C
3672017	87.13	0	0	87.13	NC
5732009	73.46	0	0	73.46	NC
4529018	60.06	0	0	60.06	C
6347006	56.34	0	0	56.34	C
4506022	50.95	0	0	50.95	NC

Residential Total Amount- Cycle 2 **15,555.82** **17,853.22** **32,966.83** **66,375.87**

Percentage **23%** **27%** **50%** **100%**

Commercial Accounts

Account Number	30 Day	60 Day	90 Day	Balance	Legend
4913001	1,592.99	1,652.51	2,521.27	5,766.77	NP
4229013	163.38	327.77	5670	6161.15	NC
6011002	63.02	66.17	311.4	440.59	NP
566706705	0	0	336.45	336.45	NP
3417017	108.65	113.62	29.11	251.38	NP
6164001	10.97	10.97	219.79	241.73	C

Commercial Total Amount- Cycle 2 **1,939.01** **2,171.04** **9,088.02** **13,198.07**

Percentage **15%** **16%** **69%** **100%**

City of Quincy Total Amount- Cycle 2 **17,494.83** **20,024.26** **42,054.85** **79,573.94**

Percentage **22%** **25%** **53%** **100%**

Total Amount City of Quincy Month of November 2022 **55,120.91** **54,117.16** **121,570.55** **230,808.62**

Percentage **28%** **23%** **49%** **100%**

LEGEND MEANING

BA	Bankruptcy
B	Budget Plan
C	Current
CM	City Manager Discussion
DH	Door Hanger
F	Final
G	Gas, issue not resolved
N	NEW ACCOUNT
NA	No Activity
NC	Not Current
NP	Not Paying
NPA	Not Paying Agreement
P	Payment Plan
TRANSFR	Prior Bill Transferred
W	Water Issue
CA	COMMUNITY ACTION
OF	Our Florida

**PURCHASE POWER (FUEL) ADJUSTMENT &
NET METER RATE REPORT
AS OF NOVEMBER 30, 2022**

CITY OF PURCHASE POWER ADJUSTMENT REPORT

FUEL ADJ. UPDATED	OCTOBER SERVICES	NOVEMBER SERVICES	VARIANCE
Duke - transmission cost	\$ 52,688.50	\$ 36,677.49	\$ (16,011.01)
FPL - transmission cost	\$ 35,000.00	\$ 32,395.54	\$ (2,604.46)
FPL Firm Capacity	\$ 463,637.39	\$ 423,694.58	\$ (39,942.81)
SEPA	\$ 138,151.10	\$ 147,580.86	\$ 9,429.76
Total Cost	\$ 689,476.99	\$ 640,348.47	\$ (49,128.52)
FP&L	7,404,000	7,117,000	(287,000)
SEPA	4,140,694	3,710,623	(430,071)
Total KWH	11,544,694	10,827,623	(717,071)
Cost per KWH	0.05972	0.05914	(0.0006)
Base 038	0.0380	0.0380	-
Delta Cost - Base	0.0217	0.0211	(0.0006)
Adjust 6 %	1.060	1.060	-
Calculated fuel Adjustment	0.0230	0.0224	(0.0006)

CITY OF QUINCY NET METER RATE

Wholesale Purchase Energy Cost	OCTOBER SERVICES	NOVEMBER SERVICES	VARIANCE
FPL Firm Energy	\$ 330,675.39	\$ 320,194.58	\$ (10,480.81)
SEPA Energy	\$ 71,064.00	\$ 82,821.11	\$ 11,757.11
SEPA TOTAL BEFORE CREDIT	\$ 163,484.29	\$ 153,885.11	\$ (9,599.18)
SEPA CREDIT	\$ (25,333.19)	\$ (22,458.45)	\$ 2,874.74
calculate % of credit SEPA	-15.5%	-14.6%	0.9%
net purchase power credit	\$ (11,011.93)	\$ (12,087.16)	\$ (1,075.23)
amount charged to Quincy	\$ 60,052.07	\$ 70,733.95	\$ 10,681.88
Total Cost	\$ 390,727.46	\$ 390,928.53	\$ 201.07
FP&L	7,404,000	7,117,000	(287,000)
SEPA	4,140,694	3,710,623	(430,071)
Total KWH	11,544,694	10,827,623	(717,071)
Wholesale Avoidance Cost	-0.03384	-0.0361	\$ (0.00226)

Submitted By: Amanda Matthews
 Reviewed By: Marcia Carthy, Finance Director

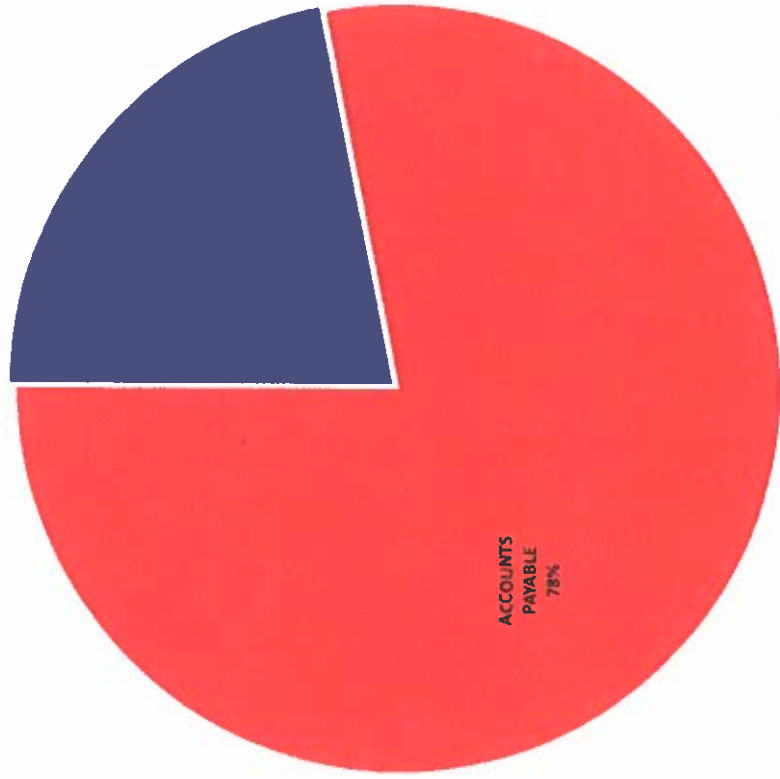
DISBURSEMENTS REPORT

AS OF NOVEMBER 30, 2022

City of Quincy Disbursements

Category	No. of Payments	Value	%
Payroll Related	361	\$ 708,658.97	22%
Accounts Payable	274	\$ 2,541,337.10	78%
Checks/ NODs	635	\$ 3,249,996.07	100%

City of Quincy Disbursements



BUDGET TRANSFER REPORT
AS OF NOVEMBER 30, 2022

**City of Quincy, Florida
Budget Transfers**

Month of November 30, 2022

Account Number	Description	Approved Budget	Budget Funds Transferred To	Budget Funds Transferred From	Comment
001-110-511-30343	PROFESSIONAL SERVICES	25000		-\$5,000	D Commissioners Voted
001-110-511-30434	SENIOR SERVICES		\$10,000		D Commissioners Voted
001-110-511-30436	COMMUNITY OUTREACH	24000		-\$24,000	D Commissioners Voted
001-110-511-30437	COMMUNITY EVENTS	\$0	\$22,400		D Commissioners Voted
001-110-511-80820	AID TO PRIVATE ORGANIZATIONS	\$54,400	\$29,000	-\$22,400	D Commissioners Voted
001-110-511-80820	AID TO PRIVATE ORGANIZATIONS	\$54,400		-\$10,000	D Commissioners Voted
001-210-521-30494	SOFTWARE LICENSE	\$5,000	\$8,300		D Operating Exp exceed Budget
001-210-521-30410	TELEPHONE	\$60,000		-\$4,000	D 10% Ordinance Met
001-210-521-30494	SOFTWARE LICENSE	\$5,000	\$4,000		D Operating Exp exceed Budget
001-220-521-30406	VEHICLE PARTS ONLY	\$30,000		-\$1,000	D 10% Ordinance Met
001-220-521-30407	OTHER AUTO EXPENSE	\$500	\$1,000		D Operating Exp exceed Budget
001-220-521-30494	SOFTWARE LICENSE	\$0	\$8,236		D Operating Exp exceed Budget
001-220-521-30521	OPERATING MATERIALS & SUPPLIES	\$112,221		-\$16,536	D Emergency action per ordinance
404-530-533-30430	UTILITIES	\$105,000		-\$19,500	D Emergency action per ordinance
404-530-533-60644	EQUIPMENT	\$10,500	\$19,500		D Operating Exp exceed Budget

Total Budget Transfers Completed

\$102,436

-\$102,436

D means Director Requested

FIXED ASSET PURCHASES REPORT
FOR THE TWO MONTHS ENDED NOVEMBER 30, 2022

**CITY OF QUINCY
FIXED ASSTS PURCHASES REPORT NOVEMBER 2022**

Category	Approved Budget YTD	Actual YTD	% Budget YTD
BUILDING AND BUILDING IMPROVEMENTS	\$5,000.00	\$-	0%
EQUIPMENT	\$300,276.51	\$2,153.40	1%
OFFICE FURNITURE EQUIPMENT	\$19,108.00	\$5,000.00	26%
SIGNALIZATION AND STREET LIGHTS	\$75,000.00	\$1,652.50	2%
VEHICLES	\$144,020.00	\$-	0%
BEAUTIFICATION PROJECTS, CRA CATALYST PROJECTS, SENIOR ENERGY EFF PROGRAM	\$668,255.00	\$40,000.00	6%
INFRASTRUCTURE	\$135,000.00	\$0.00	0%
TOTAL	\$1,346,659.51	\$48,805.90	4%

**P-CARD REPORT & BANK STATEMENT
AS OF NOVEMBER 30, 2022**

BANK OF AMERICA			Vendor # 11646	4-Nov	November 5, 2022 - December 4, 2022	
DEPARTMENT	Date	Amount	Vendor Name	GL Number	COVID	Justification
REGINALD BELL	11/14/2022	\$ 117.68	WALMART #0488	001-440-519-30463	NO	DECORATIONS FOR CHRISTMAS FLOAT
MICHAEL PENNINGTON	11/16/2022	\$ 376.25	AMZN MKTP US HB39C85N2	403-520-531-30491	NO	CHRISTMAS LIGHTS-CITY HALL TREES
MICHAEL PENNINGTON	12/1/2022	\$ 86.39	WALMART #0488	403-520-531-30491	NO	CHRISTMAS LIGHTS-CITY HALL
MICHAEL PENNINGTON	12/1/2022	\$ 204.68	WALMART #01408	403-520-531-30491	NO	CHRISTMAS LIGHTS-CITY HALL
MICHAEL PENNINGTON	12/2/2022	\$ 376.25	AMZN MKTP US*030253CP3	403-520-531-30491	NO	CHRISTMAS LIGHTS-CITY HALL/TREES
TIMOTHY ASHLEY	11/30/2022	\$ 960.00	WALMART 00488	001-220-521-30521	NO	(2) 65 INCH TV
JANICE SHACKELFORD	11/11/2022	\$ 14.99	ADOBE*800-833-6687	001-130-519-30491	NO	ADOBE MONTHLY SUBSCRIPTION
ROBERT NIXON	11/17/2022	\$ 128.26	ENCORE RESORT	001-160-512-30491	NO	ROOM RESERVATION FOR REC. DEPT. NATIONALS
ROBERT NIXON	11/17/2022	\$ 0.03	ENCORE RESORT	001-160-512-30491	NO	TEST
ROBERT NIXON	11/18/2022	\$ 818.99	PIGGLY WIGGLY	001-160-512-30491	NO	DONATION TURKEY'S COMMUNITY GIVE-AWAY
ROBERT NIXON	11/18/2022	\$ 3,871.74	ENCORE RESORT	001-160-512-30491	NO	ROOM RESERVATION FOR REC. DEPT. NATIONALS
ANTHONY BAKER	11/17/2022	\$ 80.94	WALMART #00488	001-230-522-30521	NO	OFFICE CLEANING SUPPLIES
MARCIA CARTY	11/16/2022	\$ 50.00	SHELL CHIPLEY FL	001-220-521-30403	NO	HOMICIDE INVESTIGATION
MARCIA CARTY	11/22/2022	\$ 795.00	INST OF POLICE TECHNOLOGY & MGT	001-220-521-30493	NO	HOVICIDE INVESTIGATION COURSE
MARCIA CARTY	11/22/2022	\$ 54.99	ZOOM VIDEO COMMUNICATIONS	001-110-511-30491	NO	ZOOM SERVICE FOR COMMISSION USE
PARKS AND REC	11/7/2022	\$ 153.63	GRAINGER	001-310-572-30462	NO	BONNET PADS FOR REC FLOOR PADS
PARKS AND REC	11/17/2022	\$ 2,567.57	ENCORE RESORT	001-310-572-30491	NO	REC DEPARTMENT NATIONALS
PARKS AND REC	11/26/2022	\$ 175.00	BP ATHENS GA	001-310-572-30403	NO	DIESEL FOR BUS TRIP TO ATHENS GA.
PARKS AND REC	11/29/2022	\$ 348.86	COMCAST/FINITY	001-310-572-30491	NO	INTERNET/WIFI SERVICE
PARKS AND REC	11/29/2022	\$ 978.26	MR. ROOTER TALLAHASSEE	001-440-512-30463	NO	WOMEN'S RESTROOM AT REC.
PLANNING AND ZONING	11/21/2022	\$ 1,037.59	PIGGLY WIGGLY	001-284-515-30491	NO	DONATION TURKEY'S COMMUNITY GIVE-AWAY
PLANNING AND ZONING	11/21/2022	\$ 112.04	PIGGLY WIGGLY	001-284-515-30491	NO	DONATION TURKEY'S COMMUNITY GIVE-AWAY
PLANNING AND ZONING	11/30/2022	\$ 111.78	GADSDEN COUNTY	001-284-515-30500	NO	RECORDING FEES
		\$ 13,420.92				



Purchasing Card

FL CITY OF QUINCY
 XXXX-XXXX-XXXX-5777
 November 05, 2022 - December 04, 2022

Company Statement

Account Information	Payment Information	Account Summary
Mail Billing Inquiries to: BANKCARD CENTER PO Box 660441 Dallas, TX 75266-0441 TTY Hearing Impaired: Dial "711" Outside the U.S.: 1 509 353 6656 24 Hours For Lost or Stolen Card: 1 888 449 2273 24 Hours	Statement Date 12/04/22 Payment Due Date 12/16/22 Days in Billing Cycle 30 Credit Limit \$250,000 Cash Limit \$50,000 Total Payment Due \$13,420.92	Previous Balance \$10,568.98 Payments -\$10,568.98 Credits \$0.00 Cash \$0.00 Purchases \$13,420.92 Other Debits \$0.00 Overlimit Fee \$0.00 Late Payment Fee \$0.00 Cash Fees \$0.00 Other Fees \$0.00 Finance Charge \$0.00 Current Balance \$13,420.92

Important Messages

Please do not send payment. Your automatic payment is scheduled to be credited to this account on 12/16/22.

Global Card Access - your card information whenever, wherever and however you need it. From the dashboard, you can quickly check your credit limit, balance, available credit and recent card activity. Other features like View PIN, Change PIN, Lock Card and Alerts help you keep your card secure. For added convenience, you can easily view or download your current statement up to 12 months of past statements. Visit www.bofa.com/globalcardaccess to register your card and start using Global Card Access today.

Cardholder Activity Summary

Account Number Credit Limit	Credits	Cash	Purchases and Other Debits	Total Activity
--------------------------------	---------	------	-------------------------------	----------------

1056898 1342092 1342092 4715290003775777

BANK OF AMERICA
 PO BOX 15731
 WILMINGTON, DE 19886-5731

FL CITY OF QUINCY
 404 W JEFFERSON ST
 QUINCY, FL 32351-2328

Account Number: XXXX-XXXX-XXXX- 5777
 November 05, 2022 - December 04, 2022

Total Payment Due **\$13,420.92**
 Payment Due Date **12/16/22**

Enter payment amount

\$

Mall this coupon along with your check payable to:
 BANK OF AMERICA

Posting payments: Payments received by mail at the remittance address shown on the Payment Coupon portion of the face of this statement on a banking day will be posted to your account on the day received. If we receive your mailed payment on a non-banking day, we will post it to your account on the next banking day. There may be a delay of up to 5 banking days in posting payments made at a location other than the mailing address listed on the front of your payment coupon.

Service for the hearing impaired (TTY/TDD): We accept calls made through relay services (dial 711).

Telephone monitoring: For the purposes of monitoring and improving the quality of service, Bank's supervisory personnel may listen to and/or record telephone calls between Bank employees and any person acting on Company's behalf.

In case of errors or questions about your bill: Errors or questions about your bill must be received in writing no later than 60 days after we sent you the first statement on which the error or problem appeared. Please mail this information to BANKCARD CENTER, PO BOX 660441, DALLAS, TX 75266-0441. Your letter must include the following information:

- The company name, cardholder name and account number in question.
- The dollar amount of the suspected error.
- A written description of the error and why you believe there is an error. If you need more information, describe the item you are unsure about.

Customer Service:	For questions regarding transactions, general assistance, and reporting lost and stolen cards, call:	
	<u>Within the U.S.</u> 1 888.449.2273	<u>Outside the U.S.</u> 1 509.353.6656 (collect calls accepted)

Thank you for your business.

Posting payments: Payments received by mail at the remittance address shown on the Payment Coupon portion of the face of this statement on a banking day will be posted to your account on the day received. If we receive your mailed payment on a non-banking day, we will post it to your account on the next banking day. There may be a delay of up to 5 banking days in posting payments made at a location other than the mailing address listed on the front of your payment coupon.

FL CITY OF QUINCY
 XXXX-XXXX-XXXX-5777
 November 05, 2022 - December 04, 2022

Cardholder Activity Summary

Account Number	Credits	Cash	Purchases and Other Debits	Total Activity
ASHLEY, TIMOTHY XXXX-XXXX-XXXX-6406				
5 000	0.00	0.00	960.00	960.00
BELL, REGINALD XXXX-XXXX-XXXX-5834				
5 000	0.00	0.00	117.68	117.68
CARTY, MARCIA XXXX-XXXX-XXXX-2942				
11 909	0.00	0.00	899.99	899.99
DEPARTMENT, FIRE XXXX-XXXX-XXXX-5296				
5 000	0.00	0.00	80.94	80.94
FAGG, DECODY XXXX-XXXX-XXXX-7970				
5 000	0.00	0.00	4,223.32	4,223.32
NIXON, ROBERT XXXX-XXXX-XXXX-9847				
5 000	0.00	0.00	4,819.02	4,819.02
PENNINGTON, MICHAEL XXXX-XXXX-XXXX-3251				
5 000	0.00	0.00	1,043.57	1,043.57
SHACKELFORD, JANICE XXXX-XXXX-XXXX-1522				
2 500	0.00	0.00	14.99	14.99
ZONING, PLANNING AND XXXX-XXXX-XXXX-6723				
5 000	0.00	0.00	1,261.41	1,261.41

Transactions

Posting Date	Transaction Date	Description	Reference Number	MCC	Charge	Credit
FL CITY OF QUINCY						
Account Number: XXXX-XXXX-XXXX-5777						Total Activity
11/18	11/18	AUTO PAYMENT DEDUCTION		0071		-\$10,568.98
ASHLEY, TIMOTHY						
Account Number: XXXX-XXXX-XXXX-6406						Total Activity
12/01	11/30	WAL-MART #0488 QUINCY FL	24455012334141000705828	5411	960.00	960.00
BELL, REGINALD						Total Activity
Account Number: XXXX-XXXX-XXXX-5834						117.68
11/15	11/14	WAL-MART #0488 QUINCY FL	24226382318360577420404	5411	117.68	
CARTY, MARCIA						Total Activity
Account Number: XXXX-XXXX-XXXX-2942						899.99
11/18	11/16	SHELL OIL 10053830013 CHIPLEY FL	24316052321548049238850	5541	50.00	
11/23	11/22	ZOOM US 888-799-9666 WWW ZOOM US CA	24011342326000046330049	4814	54.99	
11/25	11/23	INST OF POLICE TECH & 904-620-4786 FL	24323002327207463000078	5999	795.00	
DEPARTMENT, FIRE						Total Activity
Account Number: XXXX-XXXX-XXXX-5296						80.94
11/18	11/17	WAL-MART #0488 QUINCY FL	24455012321141000736073	5411	80.94	
FAGG, DECODY						Total Activity
Account Number: XXXX-XXXX-XXXX-7970						4,223.32
11/08	11/07	GRAINGER 877-2022594 IL	24755422312123125895447	5085	153.63	
11/21	11/17	ENCORE RESORT 877-2664012 FL	24275392322900017107146	7011	2,567.57	
11/28	11/26	BP#6628192JIMBO'S #3 ATHENS GA	24122542331744008686427	5542	175.00	
11/29	11/29	COMCAST/XFINITY 800-266-2278 FL	24692162333108814032272	4899	348.86	
11/30	11/29	MR ROOTER TALLAHASSEE 850-224-7668 FL	24765012334207023476938	1711	978.26	
NIXON, ROBERT						Total Activity
Account Number: XXXX-XXXX-XXXX-9847						4,819.02
11/21	11/17	ENCORE RESORT 877-2664012 FL	24275392322900017107153	7011	128.26	
11/21	11/17	ENCORE RESORT 877-2664012 FL	24275392322900017107161	7011	0.03	
11/21	11/18	PIGGLY WIGGLY - FOO QUINCY FL	24427332322720221207869	5411	818.99	
11/21	11/18	ENCORE RESORT 877-2664012 FL	24275392324900018108273	7011	3,871.74	
PENNINGTON, MICHAEL						Total Activity
Account Number: XXXX-XXXX-XXXX-3251						1,043.57
11/16	11/16	AMZN Mktp US*HB39C85N2 Amzn.com/billWA	24692162320108742893618	5942	376.25	
12/02	12/01	WAL-MART #0488 QUINCY FL	24226382336091006675874	5411	86.39	

FL CITY OF QUINCY
 XXXX-XXXX-XXXX- 5777
 November 05, 2022 - December 04, 2022
 Page 4 of 4


Transactions							
Posting Transaction							
Date	Date	Description	Reference Number	MCC	Charge	Credit	
12/02	12/02	AMZN Mktg US*030253CP3	Amzn com/billWA	24692162336101365229782	5942	376.25	
12/02	12/01	WM SUPERCENTER #1408	TALLAHASSEE FL	24445002336400204834309	5411	204.68	
SHACKELFORD, JANICE							Total Activity
Account Number: XXXX-XXXX-XXXX-1622							14.99
11/14	11/11	ADOBE *800-833-6687	ADOBE.LY/ENUSCA	24692162315105305436519	5734	14.99	
ZONING, PLANNING AND							Total Activity
Account Number: XXXX-XXXX-XXXX-6723							1,261.41
11/22	11/21	PIGGLY WIGGLY - FOO	QUINCY FL	24427332325720219556415	5411	1,037.59	
11/22	11/21	PIGGLY WIGGLY - FOO	QUINCY FL	24427332325720219557363	5411	112.04	
12/01	11/30	Gadsden County	Quincy FL	24204292334007876679761	9211	111.78	

Finance Charge Calculation			
Your Annual Percentage Rate (APR) is the annual interest rate on your account.			
	Annual Percentage Rate	Balance Subject to Interest Rate	Finance Charges by Transaction Type
PURCHASES	0.00%	\$0.00	\$0.00
CASH	0.00%	\$0.00	\$0.00

V = Variable Rate (rate may vary). Promotional Balance = APR for limited time on specified transactions.

DECEMBER 2022 FINANCIAL REPORT

**CITY OF QUINCY, FL FINANCIAL STATEMENTS FOR
THE THREE MONTHS ENDED DECEMBER 31, 2022**



FINANCIAL REPORTS

Prepared January 24, 2023

ABSTRACT

The City of Quincy is following the path of financial prudence to ensure the effective usage and management of the available assets and resources to meet the goals and objectives of the City's Commissioners and City Management. The attached financial statements and reports tell the story and highlight the path the City of Quincy is following...

Marcia Carty, MS, CPA

Finance Director

**CITY OF QUINCY, FL
MONTHLY FINANCIAL REPORTS**

FOR THE THREE MONTHS ENDED DECEMBER 31, 2022

TABLE OF CONTENTS

Description of Report	Finance Personnel
❖ Overview	Marcia Carty
❖ Summary Report of Revenues & Expenses	Marcia Carty
❖ Operating Actual Revenues/Expenses	Marcia Carty
❖ Statement of Operating Revenues	Amanda Matthews
❖ Statement of Operating Expenses	Amanda Matthews
❖ Debt Service Coverage Report	Marcia Carty
❖ Grant Report	Marcia Carty
❖ Utility Billing Report	Donna Reeves
❖ Electric Revenue Prior Year Analysis	Artenia Jones
❖ Electric Revenue Budget vs Actual Analysis	Artenia Jones
❖ Customer Service Receipts Collected	LaTrenda Gainous
❖ Arrears Report	Artenia Jones
❖ Purchase Power (Fuel) Adjustment Report	Amanda Matthews
❖ Net Metering Report	Amanda Matthews
❖ Disbursements Report	Amanda Matthews
❖ Budget Transfer Report	Marcia Carty
❖ Fixed Asset Purchases Report	Andrea Burks
❖ P-Card Report & Bank Statement	Amanda Matthews
❖ Bank Reconciliations & Statements	Marcia Carty
○ Variance FY 2022 versus FY 2023	
○ Prior Month OCTOBER 2022 versus NOVEMBER 2022	
○ Bank Reconciliations and Bank Statements	
○ Bank Accounts Spendable Type	

OVERVIEW OF THE FINANCIAL REPORTS

Overview of the Monthly Financial Reports for December 31, 2022 By Finance Director Marcia Carty, CPA

For the three months ended December 31, 2022, the following should be noted:

2. Gross operating revenues generated for the above period were \$10,036,083 with \$3,889,149 from general fund and \$6,146,934 from enterprise fund, representing 25.9% of the budget for the year, \$38,752,074.
3. Total operating expenses equaled \$8,982,671, of which \$2,888,846 was disbursed from governmental fund and \$6,093,825 from enterprise fund.
4. Net results for the City of Quincy were \$1,053,412 or 2.4% of total budget.
5. Debt service coverage rate is greater than 1.0; currently equaling 2.82.
6. Grant budget is \$4,719,165 for both revenues and expenses. Actual transactions equal \$31,081.
7. Utility billing for both cycles in December 2022 changes were a decrease of eleven (11) accounts for cycle one and increase of 35 (thirty-five) accounts for cycle two. Both consumption and revenues decreased when compared to December, 2021. Fuel rate adjustment billed is \$102,417 less than prior year. There are 4,773 accounts – residential accounts are 3,982 and commercial/industrial accounts are 791.
8. For the month ended December 31, 2022, Electric Utility billing is \$438,531 less than the prior year, with the bulk of the change being contributed to the reduction in earnings from the ARPA Grant (\$460,700). Actual revenues, year-to-date, are less than budget by \$304,464.
9. Monthly receipts collected by the Customer Service Division equaled \$2,486,702.93, with \$1,156,089.22 directly related to Utility Billing payments.
10. Arrears Report reflects a total of \$285,515. Commercial arrears amounting to \$71,257 and residential arrears of \$214,258
11. Purchase power adjustment (fuel) rate adjustment decreased by .0153, from .0377, down to .0224, when compared to November 2022.
12. Calculated Net Meter rate decreased from .04345 to .0361, when compared to OCTOBER, 2022, or a change of .0735.
13. Total disbursements approximated \$3.043 million, paid with 715 checks, NODs, and ACHs.
14. Monthly budget transfers requested by the Commissioners and the Directors totaled \$2,608.
15. For the month of December 2022, fixed asset purchases were \$99,128.20 (7% of the budgeted amount of \$1,346,660), of which CRA portion was \$82,890.
16. P-card purchases for the month of December, 2022 was \$6,809.68.

Items of Concern – Installation of Exceleron has not been completed – still using Point n Pay and being charged 2.52% of credit card payments processed instead of \$2.95 per transaction. Bank account balances not being used for operating activity should be earning more passive income. We are currently pursuing other possible vendors and the possible start date for customers to pay the credit card charge themselves by March 1, 2023.

Conclusion – the City is continuing an up-hill path, and the enhanced financial management efforts are producing positive results.

**SUMMARY REPORT OF REVENUES AND EXPENSES
FOR THE THREE MONTHS ENDED DECEMBER 31, 2022**

CITY OF QUINCY, FL
SUMMARY - REVENUES AND EXPENSES FOR THE QUARTER ENDED DECEMBER 31, 2022

ACCOUNT DESCRIPTION	FY 2023 OPERATING BUDGET	FY 2023 3 MONTHS YTD OPERATING ACTUAL	YTD % (100%)
TOTAL GOVERNMENTAL REVENUES	\$12,320,209	\$3,889,149	31.6%
GOVERNMENTAL FUNDS EXPENSES	-\$12,320,209	-\$2,888,846	-23.4%
NET GOVERNMENTAL FUND RESULTS	<u>\$0</u>	<u>\$1,000,303</u>	<u>8.1%</u>
TOTAL ENTERPRISE FUND REVENUES	\$26,431,865	\$6,146,934	23.3%
TOTAL ENTERPRISE FUND EXPENSES	-\$26,431,865	-\$6,093,825	-23.1%
NET ENTERPRISE FUND RESULTS	<u>\$0</u>	<u>\$53,109</u>	<u>0.2%</u>
TOTAL OPERATING REVENUES	<u>\$38,752,074</u>	\$10,036,083	25.9%
TOTAL OPERATING EXPENSES	-\$38,752,074	-\$8,982,671	-23.2%
NET TOTAL OPERATING RESULTS	<u>\$0</u>	<u>\$1,053,412</u>	<u>2.7%</u>
GRANT REVENUES	\$4,719,165	\$31,081	0.7%
GRANT EXPENSES	-\$4,719,165	-\$31,081	-0.7%
NET GRANT OPERATIONS	<u>\$0</u>	<u>\$0</u>	<u>0.0%</u>
CITYWIDE TOTAL REVENUES	\$43,471,239	\$10,067,164	23.2%
CITYWIDE TOTAL EXPENSES	-\$43,471,239	-\$9,013,752	-20.7%
NET CITYWIDE TOTAL OPERATIONS	<u>\$0</u>	<u>\$1,053,412</u>	<u>2.4%</u>

**OPERATING ACTUAL REVENUES/EXPENSES
FOR THE THREE MONTHS ENDED DECEMBER 31, 2022**

CITY OF QUINCY, FL
CITYWIDE OPERATING REVENUES AND EXPENSES FOR THE QUARTER ENDED DECEMBER 31, 2022

THREE MONTHS
YTD ACTUAL

REVENUES

Governmental	\$3,889,149
Enterprise	6,146,934
Total Revenues	\$10,036,083

EXPENDITURES

Personnel	\$2,104,988
Contractual Services	456,202
Professional Services	38,691
Purchased Electric	2,162,473
Purchased Gas	330,698
Reserves/ Perks & Facilities	2,408
Gas, Oil & Grease, Tires, Auto Parts & Repair	47,505
Telephone	34,027
Utilities	93,742
Commercial & Residential Refuse	236,491
Insurance - Property Liability	463,931
Repair & Maintenance	35,043
Yard Tipping Cost	14,968
Other Operating Expenses	90,207
Training & Software	28,408
Office Supplies & Operations	4,731
Operating Materials& Supplies	61,162
Uniforms	55,553
Athletic Equipment	17,040
Dues, Publications, Subscriptions & Memberships	22,738
Economic Environment & Development	329,224
Other Operating Expenses - IT Support	47,997
CRA Operations & Projects	87,893
Capital Expenditures	16,239
Aid to Private Organizations	51,000
Debt Service - Principal and Interest	587,341
Transfers	1,371,920
Business Activity - Enterprise	190,050

Total Expenditures

8,982,671

NET INCOME (LOSS)

\$1,053,412

STATEMENT OF OPERATING REVENUES
FOR THE THREE MONTHS ENDED DECEMBER 31, 2022

CITY OF QUINCY, FL
 OPERATING REVENUES FOR THE TWO MONTHS ENDED DECEMBER 31, 2022 - BUDGET TO ACTUAL

ACCOUNT_#	ACCOUNT DESCRIPTION	ADJUSTED_B UDGET 2023	MONTHS_YTD 2023	OVER_(UND ER) ADJUSTED_ BUDGET	YTD_%	PRIOR_YTD 2022	PRIOR_YTD _% 2022
GEN FUND REV							
001-311-10000	CURRENT AD VALOREM TAX	\$1,672,337	\$1,247,367	\$424,970	75%	\$859,217	64%
001-312-41000	SALES-LOCAL OPTION GAS TAX	\$267,471	\$34,810	\$232,661	13%	\$24,810	11%
001-312-60000	LOCAL GOV INFRASTRUCTURE SURT.	\$641,829	\$192,218	\$449,611	30%	\$78,472	12%
001-314-80000	UTILITY SERVICE TAX - PROPANE	\$9,284	\$1,085	\$8,199	12%	\$1,352	19%
001-315-00000	COMMUNICATION SERVICES TAX	\$251,348	\$65,422	\$185,926	26%	\$39,680	17%
001-321-10000	PROFESSIONAL & OCCUPATION LICE	\$25,000	\$4,882	\$20,118	20%	\$14,603	53%
001-322-10000	PERMITS	\$190,235	\$35,177	\$155,058	18%	\$31,722	28%
001-329-10000	OTHER LICENSES, FEES & PERMITS	\$1,731	\$425	\$1,306	25%	\$685	48%
001-331-50000	FEMA REIMBURSEMENT MICHAEL	\$276,985	\$0	\$276,985	0%	\$0	0%
001-335-12000	STATE REVENUE SHARING PROCEED	\$358,200	\$94,277	\$263,923	26%	\$56,774	15%
001-335-14000	STATE - MOBILE HOME LICENSE	\$2,947	\$756	\$2,191	26%	\$537	32%
001-335-15000	STATE - ALCOHOLIC BEVERAGE LIC	\$4,042	\$2,264	\$1,778	56%	\$2,189	37%
001-335-17000	STATE - D O T REIMBURSEMENT	\$336,443	\$222,899	\$113,544	66%	\$0	0%
001-335-18000	STATE - HALF CENT SALES TAX	\$400,151	\$107,848	\$292,303	27%	\$65,003	19%
001-335-23000	FIREFIGHTERS SUPP COMPENSATION	\$2,520	\$0	\$2,520	0%	\$630	21%
001-335-41000	STATE - REBATE ON MUN VEH FUEL	\$13,760	\$1,396	\$12,364	10%	\$3,080	26%
001-335-43000	STATE DEPARTMENT OF HIGHWAY P/	\$947	\$220	\$727	23%	\$275	34%
001-340-21000	SERVICES - COUNTY FIRE PROTECT	\$486,668	\$121,667	\$365,001	25%	\$0	0%
001-340-21500	SERVICES-FIRE INSPECTIONS	\$5,545	\$300	\$5,245	5%	\$600	11%
001-347-21000	REVENUE - BASEBALL	\$9,104	\$0	\$9,104	0%	\$0	0%
001-347-22000	REVENUE - FOOTBALL	\$10,000	\$7,806	\$2,194	78%	\$3,680	66%
001-347-23000	REVENUE - BASKETBALL	\$5,815	\$1,150	\$4,665	20%	\$2,180	39%
001-347-24000	REVENUE - DAY CAMP	\$3,749	\$0	\$3,749	0%	\$0	0%
001-347-25000	REVENUE - CHEERLEADING	\$500	\$0	\$500	0%	\$0	0%
001-347-26000	REVENUE - SOFTBALL	\$2,000	\$0	\$2,000	0%	\$0	0%
001-347-27000	REVENUE - OTHER ACTIVITY FEES	\$3,000	\$0	\$3,000	0%	\$0	0%
001-347-28000	REVENUE - TRACK & FIELD	\$1,000	\$0	\$1,000	0%	\$0	0%
001-347-29000	REVENUE - KICKBALL	\$1,000	\$0	\$1,000	0%	\$0	0%
001-347-30000	RENT ON FACILITIES	\$30,000	\$4,629	\$25,371	15%	\$7,787	42%
001-347-41000	REVENUE - POOL ADMISSION FEES	\$750	\$0	\$750	0%	\$0	0%
001-347-46993	QuincyFest Vendors	\$700	\$0	\$700	0%	\$0	0%
001-347-50000	COKE FUND REVENUE	\$300	\$127	\$173	42%	\$0	0%
001-359-10000	OTH FINES & FORFEITS	\$50,000	\$11,681	\$38,319	23%	\$6,072	18%
001-359-20000	CODE ENFORCEMENT FINES	\$25,000	\$5,400	\$19,600	22%	\$0	0%

GOVERNMENTAL FUNDS

CITY OF QUINCY, FL
OPERATING REVENUES FOR THE TWO MONTHS ENDED DECEMBER 31, 2022 - BUDGET TO ACTUAL

ACCOUNT_#	ACCOUNT DESCRIPTION	ADJUSTED_B UDGET 2023	MONTHS_YTD 2023	OVER_(UND ER) ADJUSTED_ BUDGET	YTD_%	PRIOR_YTD 2022	PRIOR_YTD _% 2022
001-364-11000	SALE OF LAND - HILLCREST CEMET	\$26,000	\$5,832	\$20,169	22%	\$4,027	15%
001-364-12000	SALE OF LAND - SUNNYVALE CEMET	\$45,000	\$12,139	\$32,861	27%	\$8,111	10%
001-366-00004	DONATIONS	\$2,500	\$0	\$2,500	0%	\$0	0%
001-369-90000	OTHER MISCELLANEOUS REVENUES	\$80,000	-24,848	\$104,848	-31%	\$16,037	16%
001-369-90100	GULF BREEZE INTERLOCAL AGREEMI	\$200,000	\$0	\$200,000	0%	\$0	0%
001-369-92000	CRA Administrative Fees	\$20,012	\$5,003	\$15,009	25%	\$5,003	25%
001-369-95000	Insurance Proceeds	\$6,040	\$1,551	\$4,489	26%	\$0	0%
001-369-96000	DONATIONS	\$0	\$250	-\$250	0%	\$0	0%
001-382-10000	CONTRIBUTION FR INTER OPER-ELE	\$4,402,907	\$1,152,564	\$3,250,343	26%	\$1,058,001	24%
001-382-20000	CONTRIBUTION FR INTER OPER-GAS	\$217,550	\$35,638	\$181,912	16%	\$104,416	26%
001-382-30000	CONTRIBUTION FR INTER OPER-WAT	\$440,535	\$103,421	\$337,114	23%	\$184,232	25%
001-382-40000	CONTRIBUTION FR INTER OPER-REF	\$209,670	\$52,418	\$157,253	25%	\$22,418	25%
001-382-50000	CONTRIBUTION FR INTER OPER-SEW	\$257,829	\$27,879	\$229,950	11%	\$29,547	27%
001-382-60000	CONTRIBUTION FR INTER OPER LAN	\$0	\$0	\$0	0%	\$251	25%
001-389-00000	USE OF FUND BALANCE	\$443,299	\$0	\$443,299	0%	\$0	0%
	TOTAL GENERAL FUND REVS	\$11,441,703	\$3,560,501	\$7,906,052	29%	\$2,631,391	30%
COMMUNITY REDEVELOPMENT FUND							
002-341-00000	CRA TIF COUNTY FUNDS	\$412,132	\$0	\$412,132	0%	\$0	0%
002-341-10000	CRA TIF CITY FUNDS	\$321,428	\$328,544	-\$107,116	133%	\$0	0%
002-361-10000	INTEREST REVENUE	\$100	\$104	-\$4	104%	\$5	0%
002-389-00000	USE OF FUND BALANCE	\$144,846	\$0	\$144,846	0%	\$0	0%
	TOTAL CRA REVENUE	\$878,506	\$328,648	\$449,858	11%	\$5	0%
	TOTAL GOVERNMENTAL FUNDS	\$12,320,209	\$3,889,149	\$8,355,910	32%	\$2,631,396	30%
ENTERPRISE FUNDS							
BUSINESS ACTIVITY AND CUSTOMER							
400-381-10000	INTERFUND TRANSFER	\$760,196	\$190,049	\$570,147	25%	\$168,400	25%
SEWER							
402-343-10000	SALES	\$2,002,607	\$480,042	\$1,522,565	24%	\$490,687	24%
402-343-16000	CONNECTIONS	\$8,457	\$1,764	\$6,693	21%	\$896	10%
402-343-17000	FORFEITED DISCOUNTS - PENALTIE	\$30,805	\$7,795	\$23,010	25%	\$7,579	24%
402-343-27000	MISCELLANEOUS CHARGES	\$273	\$3,399	-\$3,126	1245%	\$0	0%
402-343-50000	SEWER SURCHARGE O/S	\$51,712	\$15,012	\$36,700	29%	\$12,469	20%

CITY OF QUINCY, FL
 OPERATING REVENUES FOR THE TWO MONTHS ENDED DECEMBER 31, 2022 - BUDGET TO ACTUAL

ACCOUNT_#	ACCOUNT DESCRIPTION	ADJUSTED_B UDGET 2023	MONTHS_YTD 2023	OVER_(UND ER) ADJUSTED_ BUDGET	YTD_%	PRIOR_YTD 2022	PRIOR_YTD _% 2022
402-361-10000	INTEREST REVENUE	\$426	\$284	\$142	67%	\$82	26%
402-369-90000	OTHER MISCELLANEOUS REVENUE	\$0	\$6,652	-\$6,652	0%	\$0	0%
402-381-10000	INTERFUND TRANSFER	\$0	\$0	\$0	0%	\$4,543	25%
	TOTAL SEWER REV	\$2,094,280	\$514,948	\$1,579,331	19%	\$516,256	11%
	ELECTRIC						
403-331-01019	H-M FEMA REIMB MICHAEL	\$514,000	\$0	\$514,000	0%	\$0	0%
403-343-11000	RESIDENTIAL SALES	\$6,023,865	\$1,317,322	\$4,706,543	22%	\$1,316,729	24%
403-343-12000	COMMERCIAL SALES	\$8,076,860	\$1,987,262	\$6,089,598	25%	\$1,881,773	27%
403-343-13000	INDUSTRIAL SALES	\$1,880,237	\$460,845	\$1,419,392	25%	\$437,736	31%
403-343-14000	STREET LIGHTING SALES	\$71,067	\$13,817	\$57,250	19%	\$26,464	258%
403-343-15000	INTERDEPARTMENTAL SALES	\$375,387	\$58,056	\$317,331	15%	\$87,735	28%
403-343-16000	CONNECTIONS	\$63,021	\$1,424	\$61,597	2%	\$29,622	56%
403-343-16500	Hurricane Michael Surcharge	\$392,299	\$223,278	\$169,021	57%	\$237,086	24%
403-343-16710	VISTA BRACE VOLUNTEER GRANT	\$0	\$0	\$0	0%	\$7,468	25%
403-343-17000	FORFEITED DISCOUNTS - PENALTIE	\$245,470	\$64,257	\$181,213	26%	\$47,217	32%
403-343-18000	SALE OF MATERIAL	\$13,705	\$0	\$13,705	0%	\$10,077	0%
403-343-18500	SPECIAL PROJECT - MATERIAL SAL	\$38,651	\$84	\$38,567	0%	\$28,420	0%
403-343-19000	CUT ON/OFF FEES	\$11,178	\$1,190	\$9,988	11%	\$3,203	11%
403-343-24000	TRANSFORMER RENT	\$8,628	\$2,115	\$6,513	25%	\$2,115	25%
403-343-27000	MISCELLANEOUS CHARGES	\$7,053	-\$303	\$7,356	-4%	\$2,638	36%
403-343-90000	MISCELLANEOUS REVENUES	\$21,129	\$690	\$20,439	3%	\$296	0%
403-361-10000	INTEREST REVENUE	\$1,398	\$1,322	\$76	95%	\$333	33%
403-369-90000	MISCELLANEOUS REVENUES	\$7,222	\$12,796	-\$5,574	177%	\$2,464	0%
	TOTAL ELECTRIC REV	\$17,751,170	\$4,144,155	\$13,607,016	23%	\$4,121,376	27%
	WATER						
404-343-10000	SALES	\$1,699,030	\$433,264	\$1,265,766	26%	\$412,940	20%
404-343-15000	INTERDEPARTMENTAL SALES	\$78,388	\$13,825	\$64,563	18%	\$17,209	20%
404-343-16000	CONNECTIONS	\$29,550	\$2,838	\$26,712	10%	\$7,036	30%
404-343-17000	FORFEITED DISCOUNTS-PENALTIES	\$30,896	\$7,202	\$23,694	23%	\$8,753	34%

CITY OF QUINCY, FL

OPERATING REVENUES FOR THE TWO MONTHS ENDED DECEMBER 31, 2022 - BUDGET TO ACTUAL

ACCOUNT_#	ACCOUNT DESCRIPTION	ADJUSTED_B UDGET 2023	MONTHS_YTD 2023	OVER_(UND ER) ADJUSTED_ BUDGET	YTD_%	PRIOR_YTD 2022	PRIOR_YTD _% 2022
404-343-27000	MISCELLANEOUS CHARGES	\$24,134	\$11,431	\$12,703	47%	-\$386	2-%
404-343-30000	WATER SURCHARGE O/S	\$93,879	\$24,389	\$69,490	26%	\$21,158	20%
404-361-10000	INTEREST REVENUE	\$1,156	\$3,697	-\$2,541	320%	\$274	15%
404-369-90000	Miscellaneous Reveune	\$62	\$0	\$62	0%	\$45	0%
	TOTAL WATER REV	\$1,957,095	\$496,646	\$1,460,449	25%	\$467,029	20%
	GAS						
405-331-37000	AMERICAN RESCUE PLAN GRANT	\$0	\$0	\$0	0%	\$13,000	53%
405-343-10000	GAS SALES	\$1,836,740	\$322,044	\$1,514,696	18%	\$415,120	27%
405-343-15000	GAS INTERDEPARTMENTAL SALES	\$9,299	\$1,429	\$7,870	15%	\$1,208	13%
405-343-16000	GAS CONNECTIONS	\$3,639	\$388	\$3,252	11%	\$2,000	18%
405-343-17000	GAS FORFEITED DISCS-PENALTIES	\$31,963	\$4,953	\$27,010	15%	\$9,060	34%
405-343-27000	GAS OTHER CHARGES	\$0	\$250	-\$250	0%	-\$523	80-%
405-361-10000	INTEREST REVENUE	\$80	\$229	-\$149	286%	\$26	19%
405-369-90000	MISCELLANEOUS REVENUE	\$148,135	\$21,553	\$126,583	15%	\$0	0%
	TOTAL GAS REV	\$2,029,856	\$350,846	\$1,679,012	17%	\$439,891	20%
	REFUSE						
406-343-11000	RESIDENTIAL SALES	\$780,913	\$186,051	\$594,862	24%	\$185,051	25%
406-343-12000	COMMERCIAL SALES	\$547,487	\$147,959	\$399,529	27%	\$133,741	25%
406-343-15000	YARD TRASH COLLECTION	\$150,283	\$35,717	\$114,566	24%	\$35,729	25%
406-343-17000	FORFEITED DISCOUNTS-PENALTIES	\$20,000	\$5,714	\$14,286	29%	\$4,789	26%
	TOTAL REFUSE REV	\$1,498,683	\$375,441	\$1,123,242	25%	\$359,310	24%
	LANDFILL						
407-343-44000	GARBAGE TIPPING FEES	\$148,597	\$26,852	\$121,745	18%	\$41,340	28%
407-381-00010	Non-Operating Transfer	\$0	\$0	\$0	0%	\$2,966	25%
	TOTAL LANDFILL REV	\$148,597	\$26,852	\$121,745	18%	\$44,306	27%
	TELECOMMUNICATION						
508-381-00010	Non-Operating Transfer	\$181,988	\$45,497	\$136,491	25%	\$32,750	23%
508-381-10000	INTERFUND TRANSFER FROM GENEF	\$5,000	\$1,250	\$3,750	25%	\$966	25%
508-381-30000	INTERFUND TRANSFER FROM CRA	\$5,000	\$1,250	\$3,750	25%	\$1,000	25%
	TOTAL TELECOMMUNICATIONS REV	\$191,988	\$47,997	\$143,991	25%	\$34,716	24%
	TOTAL ENTERPRISE FND REVS	\$26,431,865	\$6,146,934	\$20,284,933	23%	\$6,151,284	22%
	TOTAL REVENUES	\$38,752,074	\$10,036,083	\$28,640,843	26%	\$8,782,680	24%

STATEMENT OF OPERATING EXPENSES
FOR THE THREE MONTHS ENDED DECEMBER 31, 2022

CITY OF QUINCY, FL
STATEMENT OF OPERATING EXPENSES FOR THE THREE (3) MONTHS ENDED DECEMBER 31, 2022

G/L_ACCT #	ACCOUNT DESCRIPTION	FY 2023 OPERATING BUDGET	FY 2023 3 MONTHS YTD OPERATING ACTUAL	FY 2023 OPERATING BUDGET BALANCE	FY 2023 3 MONTHS YTD OPERATING 25.0%	FY 2022 3 MONTHS YTD OPERATING ACTUAL	YTD% 2022
GENERAL FUND EXPENSES							
001-110-511-10110	SALARIES & WAGES	186,128.00	39,050.00	147,078.00	21.0 %	39,760.00	21.36 %
001-110-511-10210	FICA TAXES	14,239.00	2,876.00	11,363.34	20.2 %	2,952.00	20.80 %
001-110-511-10220	RETIREMENT CONTRIBUTIONS	22,335.00	4,686.00	17,649.11	21.0 %	4,771.00	21.44 %
001-110-511-10230	LIFE & HEALTH INSURANCE	30,153.00	4,822.00	25,331.43	16.0 %	4,019.00	22.35 %
001-110-511-30343	PROFESSIONAL SERVICES	20,000.00	350.00	19,650.00	1.8 %	5,300.00	16.46 %
001-110-511-30390	CONTINGENCIES-RESERVES	4,000.00	-	4,000.00	0	-	0
001-110-511-30434	SENIOR SERVICES	10,000.00	-	10,000.00	0	-	0
001-110-511-30436	COMMUNITY OUTREACH	-	-	-	0	-	0
001-110-511-30437	COMMUNITY EVENTS	22,400.00	-	22,400.00	0	-	0
001-110-511-30491	OTHER EXPENSES	14,000.00	890.00	13,109.60	6.4 %	3,440.00	18.37 %
001-110-511-31000	OTHER OPERATING IT SUPPORT	9,500.00	2,375.00	7,124.99	25.0 %	2,100.00	25.00 %
001-110-511-80820	AID TO PRIVATE ORGANIZATIONS	51,000.00	51,000.00	-	100.0 %	5,000.00	9.80 %
001-110-519-30500	LEGAL ADS & RECORDINGS	3,200.00	-	3,200.00	0	-	0
001-110-552-60620	CHAMBER BUILDING IMPROVEMENTS	5,000.00	-	5,000.00	0	-	0
	TOTAL CITY COMMISSION	391,955.00	106,049.00	285,906.47	27.0-%	67,342.00	18.00-%
CITY MANAGER							
001-160-512-10110	SALARIES & WAGES	110,000.00	16,667.00	93,332.54	15.2 %	72,710.00	45.95 %
001-160-512-10120	REGULARY SALARIES & WAGES	47,000.00	668.00	46,332.14	1.4 %	18,234.00	46.26 %
001-160-512-10210	FICA TAXES	12,011.00	1,353.00	10,657.59	11.3 %	4,741.00	37.17 %
001-160-512-10220	RETIREMENT CONTRIBUTIONS	18,840.00	2,031.00	16,809.18	10.8 %	10,601.00	46.71 %
001-160-512-10230	LIFE & HEALTH INSURANCE	25,434.00	4,943.00	20,490.59	19.4 %	2,143.00	24.37 %
001-160-512-30341	CONTRACTUAL SERVICES	5,000.00	5,000.00	-	100.0 %	8,331.00	26.22 %
001-160-512-30343	PROFESSIONAL SERVICES	3,500.00	-	3,500.00	0	-	0
001-160-512-30402	TRAVEL EXPENSE	1,500.00	-	1,500.00	0	-	0
001-160-512-30403	GAS	4,000.00	-	4,000.00	0	-	0
001-160-512-30410	TELEPHONE	8,000.00	1,573.00	6,427.46	19.7 %	1,262.00	14.26 %
001-160-512-30461	REPAIR & MAINTENANCE OFFICE EQ	4,600.00	-	4,600.00	0	-	0
001-160-512-30491	OTHER OPERATING EXPENSE	8,000.00	5,818.00	2,181.75	72.7 %	3,807.00	51.96 %
001-160-512-30511	OFFICE SUPPLIES GENERAL	3,000.00	123.00	2,877.00	4.1 %	-	0
001-160-512-31000	OTHER OPERATING EXP - IT SUPPO	9,500.00	2,375.00	7,124.99	25.0 %	2,100.00	25.00 %
	TOTAL CITY MANAGER	260,385.00	40,551.00	219,833.24	16.0-%	124,816.00	40.00-%

CITY OF QUINCY, FL
STATEMENT OF OPERATING EXPENSES FOR THE THREE (3) MONTHS ENDED DECEMBER 31, 2022

G/L ACCT #	ACCOUNT DESCRIPTION	FY 2023 OPERATING BUDGET	FY 2023 3 MONTHS YTD OPERATING ACTUAL	FY 2023 OPERATING BUDGET BALANCE	FY 2023 3 MONTHS YTD OPERATING 25.0%	FY 2022 3 MONTHS YTD OPERATING ACTUAL	YTD% 2022
	CITY ATTORNEY						
001-120-514-30341	CONTRACTUAL SERVICES	300,000.00	48,838.00	251,162.50	16.3 %	46,324.00	9.53 %
001-120-514-30402	TRAVEL	500.00	-	500.00	0	-	0
001-120-514-30491	OTHER OPERATING EXPENSE	500.00	-	500.00	0	84.00	0
001-120-514-31000	OTHER OPERATING EXP - IT SUPPO	-	-	-	0	2,100.00	25.00 %
	TOTAL CITY ATTORNEY	301,000.00	48,838.00	252,162.50	16.0-%	48,508.00	10.00-%
	CITY CLERK						
001-130-519-10110	SALARIES & WAGES	50,000.00	12,162.00	37,838.02	24.3 %	10,554.00	20.40 %
001-130-519-10210	FICA TAXES	3,825.00	960.00	2,864.64	25.1 %	834.00	20.38 %
001-130-519-10220	RETIREMENT CONTRIBUTIONS	6,000.00	1,398.00	4,601.62	23.3 %	1,266.00	21.44 %
001-130-519-10230	LIFE & HEALTH INSURANCE	8,100.00	433.00	7,666.87	5.3 %	383.00	17.96 %
001-130-519-30341	CONTRACTUAL SERVICES	2,500.00	-	2,500.00	0	-	0
001-130-519-30343	PROFESSIONAL SERVICES	3,000.00	-	3,000.00	0	175.00	8.27 %
001-130-519-30402	TRAVEL EXPENSE	1,000.00	-	1,000.00	0	-	0
001-130-519-30410	TELEPHONE	5,500.00	1,420.00	4,079.64	25.8 %	843.00	13.17 %
001-130-519-30461	REPAIR & MAINT - OFFICE EQUIPM	2,000.00	-	2,000.00	0	-	0
001-130-519-30491	OTHER OPERATING EXPENSE	2,000.00	370.00	1,630.01	18.5 %	1,209.00	43.86 %
001-130-519-30493	TRAINING	600.00	-	600.00	0	-	0
001-130-519-30500	LEGAL ADS AND RECORDING FEES	5,000.00	-	5,000.00	0	140.00	5.85 %
001-130-519-30511	OFFICE SUPPLIES-GENERAL	600.00	137.00	463.04	22.8 %	341.00	47.33 %
001-130-519-31000	OTHER OPERATING EXP - IT SUPPO	5,000.00	1,250.00	3,749.99	25.0 %	1,250.00	25.00 %
	TOTAL CITY CLERK	95,125.00	18,130.00	76,993.83	19.0-%	16,995.00	20.00-%
	NON-DEPARTMENTAL						
001-001-519-10272	INVESTMENT EXPENSE	1,020.00	-	1,020.00	0	-	0
001-001-519-30320	ACCOUNTING & AUDITING SERVICES	35,357.00	-	35,357.00	0	-	0
001-001-519-30341	CONTRACTUAL SERVICES	30,000.00	-	30,000.00	0	3,500.00	6.14 %
001-001-519-30342	RECORDING OF THE COMMISSION MT	43,500.00	8,000.00	35,500.00	18.4 %	7,000.00	16.09 %
001-001-519-30343	PROFESSIONAL SERVICES	3,178.00	156.00	3,022.25	4.9 %	-	0
001-001-519-30391	RESERVES - FUNDING OF RESTRICT	400.00	-	400.00	0	-	0
001-001-519-30410	TELEPHONE	1,924.00	546.00	1,377.56	28.4 %	-	0
001-001-519-30440	SUMMER YOUTH WORK PROGRAM	24,000.00	-	24,000.00	0	-	0
001-001-519-30451	INSURANCE	575,000.00	265,634.00	309,366.31	46.2 %	111,818.00	22.06 %
001-001-519-30465	COPIER PAYMENT	1,898.00	451.00	1,447.37	23.7 %	507.00	26.02 %
001-001-519-30490	INTEREST EXPENSE	3,083.00	-	3,083.00	0	-	0
001-001-519-30491	OTHER OPERATING EXPENSE	35,000.00	32,655.00	2,345.12	93.3 %	8,611.00	26.80 %
001-001-519-30512	POSTAGE	3,349.00	272.00	3,077.29	8.1 %	1,185.00	21.85 %
001-001-519-70730	TRANSFER DEBT SVC CAP IMP BOND	361,663.00	90,000.00	271,663.00	24.9 %	90,000.00	24.79 %

CITY OF QUINCY, FL
STATEMENT OF OPERATING EXPENSES FOR THE THREE (3) MONTHS ENDED DECEMBER 31, 2022

G/L ACCT #	ACCOUNT DESCRIPTION	FY 2023 OPERATING BUDGET	FY 2023 3 MONTHS YTD OPERATING ACTUAL	FY 2023 OPERATING BUDGET BALANCE	FY 2023 3 MONTHS YTD OPERATING ACTUAL	FY 2023 3 MONTHS YTD OPERATING ACTUAL	FY 2023 3 MONTHS YTD OPERATING ACTUAL	FY 2023 3 MONTHS YTD OPERATING ACTUAL	YTD% 2022
001-001-519-70731	HONEWELL LOAN PRINCIPAL	17,117.00	-	17,117.00	0	9,373.00	0	9,373.00	48.28 %
001-001-519-70732	HONEYWELL LOAN INTEREST	598.00	-	598.00	0	837.00	0	837.00	31.27 %
001-001-519-90000	TRANSFER TO INTERNAL SERVICE F	5,000.00	1,250.00	3,749.99	1,250.00	966.00	25.0 %	966.00	25.00 %
001-001-552-30645	CRA TIF: ECONOMIC ENVIRON.	321,428.00	328,554.05	(7,126.05)	328,554.05	-	0	-	0
	TOTAL NON-DEPARTMENTAL	1,463,515.00	727,518.05	735,997.84	727,518.05	233,797.00	27.0 %	233,797.00	19.00 %
	PERSONNEL								
001-260-513-10110	EXE SALARIES & WAGES	65,000.00	14,291.00	50,708.57	14,291.00	19,660.00	22.0 %	19,660.00	43.81 %
001-260-513-10120	REGULAR SALARIES & WAGES	89,044.00	20,378.00	68,666.04	20,378.00	9,163.00	22.9 %	9,163.00	25.45 %
001-260-513-10130	OTHER SALARIES & WAGES - P/T	-	-	-	-	(118.00)	0	(118.00)	26.19 %
001-260-513-10210	FICA TAXES	11,784.00	2,423.00	9,361.43	2,423.00	2,085.00	20.6 %	2,085.00	29.30 %
001-260-513-10220	RETIREMENT CONTRIBUTIONS	18,485.00	4,056.00	14,428.73	4,056.00	3,459.00	21.9 %	3,459.00	36.51 %
001-260-513-10230	LIFE & HEALTH INSURANCE	24,955.00	7,210.00	17,744.94	7,210.00	1,462.00	28.9 %	1,462.00	16.71 %
001-260-513-30314	PSYCHIATRIC EVALUATIONS	4,000.00	-	4,000.00	-	720.00	0	720.00	18.47 %
001-260-513-30315	EMPLOYEE QUALITY OF LIFE	5,000.00	1,225.00	3,775.00	1,225.00	-	24.5 %	-	0
001-260-513-30341	CONTRACTUAL SERVICES	12,057.00	691.00	11,366.50	691.00	4,016.00	5.7 %	4,016.00	18.76 %
001-260-513-30343	PROFESSIONAL SERVICES	14,000.00	-	14,000.00	-	1,362.00	0	1,362.00	7.78 %
001-260-513-30402	TRAVEL EXPENSE	500.00	-	500.00	-	-	0	-	0
001-260-513-30410	TELEPHONE	7,200.00	1,855.00	5,344.89	1,855.00	1,123.00	25.8 %	1,123.00	13.54 %
001-260-513-30461	REPAIR AND MAINTENANCE OFFICE	500.00	-	500.00	-	-	0	-	0
001-260-513-30491	OTHER OPERATING EXPENSE	500.00	114.00	386.28	114.00	156.00	22.7 %	156.00	7.81 %
001-260-513-30493	TRAINING	1,500.00	-	1,500.00	-	-	0	-	0
001-260-513-30511	OFFICE SUPPLIES GENERAL	750.00	-	750.00	-	-	0	-	0
001-260-513-31000	OTHER OPERATING EXP - IT SUPPO	9,500.00	2,375.00	7,124.99	2,375.00	2,100.00	25.0 %	2,100.00	25.00 %
	TOTAL PERSONNEL	264,775.00	54,618.00	210,157.37	54,618.00	45,188.00	21.0 %	45,188.00	25.00 %
	FINANCE								
001-271-513-10110	EXE SALARIES & WAGES	26,250.00	5,498.00	20,752.08	5,498.00	5,460.00	20.9 %	5,460.00	20.93 %
001-271-513-10120	REGULAR SALARIES & WAGES	66,318.00	10,233.00	56,084.73	10,233.00	9,426.00	15.4 %	9,426.00	19.03 %
001-271-513-10140	OVERTIME	500.00	-	500.00	-	14.00	0	14.00	1.26 %
001-271-513-10210	FICA TAXES	7,120.00	1,113.00	6,007.44	1,113.00	1,068.00	15.6 %	1,068.00	19.71 %
001-271-513-10220	RETIREMENT CONTRIBUTIONS	11,168.00	1,833.00	9,335.48	1,833.00	1,788.00	16.4 %	1,788.00	20.41 %
001-271-513-10230	LIFE & HEALTH INSURANCE	15,077.00	3,032.00	12,044.63	3,032.00	2,368.00	20.1 %	2,368.00	21.18 %
001-271-513-30343	PROFESSIONAL SERVICES	19,000.00	-	19,000.00	-	-	0	-	0
001-271-513-30402	TRAVEL EXPENSE	1,500.00	-	1,500.00	-	-	0	-	0
001-271-513-30410	TELEPHONE	5,500.00	1,400.00	4,100.46	1,400.00	844.00	25.4 %	844.00	12.02 %
001-271-513-30440	EQUIPMENT RENTAL	3,100.00	125.00	2,974.74	125.00	-	4.0 %	-	0
001-271-513-30461	REPAIR & MAINT OFFICE EQUIPMEN	2,500.00	129.00	2,371.44	129.00	-	5.1 %	-	0
001-271-513-30465	COPIER LEASE	1,200.00	451.00	749.37	451.00	-	37.6 %	-	0

CITY OF QUINCY, FL
STATEMENT OF OPERATING EXPENSES FOR THE THREE (3) MONTHS ENDED DECEMBER 31, 2021

G/L_ACCT #	ACCOUNT DESCRIPTION	FY 2023 OPERATING BUDGET	FY 2023 3 MONTHS YTD OPERATING ACTUAL	FY 2023 OPERATING BUDGET BALANCE	FY 2023 3 MONTHS YTD OPERATING 25.0%	FY 2022 3 MONTHS YTD OPERATING ACTUAL	YTD% 2022
001-271-513-30491	OTHER OPERATING EXPENSE	1,000.00	50.00	950.00	5.0%	264.00	10.17%
001-271-513-30493	TRAINING	2,500.00	-	2,500.00	0	-	0
001-271-513-30511	OFFICE SUPPLIES GENERAL	7,700.00	1,883.00	5,816.80	24.5%	1,508.00	18.79%
001-271-513-30521	OPERATING SUPPLIES	1,500.00	-	1,500.00	0	-	0
001-271-513-31000	OTHER OPERATING EXP - IT SUPPO	9,500.00	2,375.00	7,124.99	25.0%	2,100.00	25.00%
	TOTAL FINANCE	181,433.00	28,122.00	153,312.16	15.0%	24,840.00	16.00%
	GENERAL SERVICES ADM						
001-276-513-10110	EXE SALARY & WAGES	-	-	-	0	13,573.00	20.09%
001-276-513-10120	REGULAR SALARIES & WAGES	50,000.00	11,119.00	38,880.98	22.2%	-	0
001-276-513-10140	OVERTIME	3,825.00	-	3,825.00	0	-	0
001-276-513-10210	FICA	6,000.00	811.00	5,189.23	13.5%	1,078.00	18.21%
001-276-513-10220	RETIREMENT	7,850.00	1,269.00	6,580.71	16.2%	1,629.00	18.91%
001-276-513-10230	LIFE & HEALTH INSURANCE	8,100.00	1,748.00	6,351.66	21.6%	464.00	15.92%
	TOTAL GEN SERVICES ADM	75,775.00	14,947.00	60,827.58	20.0%	16,744.00	18.00%
	LAW ENFORCEMENT ADM						
001-210-521-10110	EXE SALARIES & WAGES	75,000.00	16,407.00	58,593.49	21.9%	8,654.00	12.57%
001-210-521-10120	REGULAR SALARIES & WAGES	253,720.00	50,441.00	203,278.76	19.9%	27,810.00	14.79%
001-210-521-10130	OTHER SALARIES & WAGES	1,000.00	408.00	592.50	40.8%	25.00	2.84%
001-210-521-10140	OVERTIME	500.00	-	500.00	0	-	0
001-210-521-10150	SPEC PAY-INCENTIVE,HOL,LV BUYB	800.00	-	800.00	0	-	0
001-210-521-10210	FICA TAXES	25,323.00	5,044.00	20,278.81	19.9%	2,711.00	14.02%
001-210-521-10220	RETIREMENT CONTRIBUTIONS	39,722.00	18,414.00	21,307.52	46.4%	4,379.00	6.81%
001-210-521-10230	LIFE & HEALTH INSURANCE	53,415.00	9,967.00	43,447.65	18.7%	5,355.00	22.28%
001-210-521-30341	CONTRACTUAL SERVICES	20,000.00	259.00	19,740.69	1.3%	13,487.00	25.97%
001-210-521-30402	TRAVEL EXPENSE	1,500.00	-	1,500.00	0	345.00	23.40%
001-210-521-30403	GAS & DIESEL	7,000.00	1,051.00	5,948.93	15.0%	631.00	5.07%
001-210-521-30404	OIL & GREASE	850.00	-	850.00	0	-	0
001-210-521-30405	TIRES	110.00	-	110.00	0	-	0
001-210-521-30406	VEHICLE PARTS ONLY	250.00	-	250.00	0	-	0
001-210-521-30407	VEHICLE REPAIRS	500.00	-	500.00	0	-	0
001-210-521-30410	TELEPHONE	56,000.00	8,872.00	47,128.20	15.8%	5,694.00	9.61%
001-210-521-30430	UTILITIES	8,000.00	1,434.00	6,566.44	17.9%	529.00	5.78%
001-210-521-30464	REPAIRS & MAINTENANCE-RADIO	1,000.00	-	1,000.00	0	-	0
001-210-521-30491	OTHER OPERATING EXPENSE	4,946.00	219.00	4,727.25	4.4%	499.00	10.51%
001-210-521-30492	INVESTIGATIVE FUNDS	1,500.00	-	1,500.00	0	16.00	18.46%
001-210-521-30493	TRAINING	1,500.00	-	1,500.00	0	-	0
001-210-521-30494	Software License	17,300.00	16,971.00	329.50	98.1%	3,000.00	9.00%

CITY OF QUINCY, FL
STATEMENT OF OPERATING EXPENSES FOR THE THREE (3) MONTHS ENDED DECEMBER 31, 2022

G/L_ACCT #	ACCOUNT DESCRIPTION	FY 2023 OPERATING BUDGET	FY 2023 3 MONTHS YTD OPERATING ACTUAL	FY 2023 OPERATING BUDGET BALANCE	FY 2023 3 MONTHS YTD OPERATING 25.0%	FY 2022 3 MONTHS YTD OPERATING ACTUAL	YTD% 2022
001-210-521-30511	OFFICE SUPPLIES-GENERAL	23,000.00	1,134.00	21,865.54	4.9 %	939.00	4.86 %
001-210-521-30521	OPERATING MATERIALS & SUPPLIES	2,000.00	-	2,000.00	0	1,595.00	77.91 %
001-210-521-30522	OPERATING SUPPLIES-UNIFORMS	500.00	-	500.00	0	-	0
001-210-521-30540	PUBLICATIONS, SUBSCRIP. & MEMB	1,000.00	-	1,000.00	0	-	0
001-210-521-31000	OTHER OPERATING EXP - IT SUPPO	9,500.00	2,375.00	7,124.99	25.0 %	2,100.00	25.00 %
001-210-521-60641	OFFICE FURNITURE & EQUIPMENT	1,500.00	-	1,500.00	0	110.00	2.25 %
	TOTAL LAW ENFORCEMENT ADM	607,436.00	132,996.00	474,440.27	22.0-%	77,879.00	13.00-%
	LAW ENFORCEMENT OPERATIONS						
001-220-521-10120	REGULAR SALARIES & WAGES	1,539,336.00	315,733.00	1,223,602.92	20.5 %	270,557.00	17.83 %
001-220-521-10130	OTHER SALARIES & WAGES - P/T	20,000.00	10,179.00	9,821.22	50.9 %	11,030.00	21.00 %
001-220-521-10140	OVERTIME	100,000.00	35,496.00	64,503.57	35.5 %	34,712.00	25.94 %
001-220-521-10150	SPEC PAY-INCENTIVE,HOL, LV BUY	15,266.00	4,738.00	10,528.50	31.0 %	2,460.00	18.04 %
001-220-521-10210	FICA TAXES	128,107.00	26,854.00	101,253.22	21.0 %	23,559.00	18.54 %
001-220-521-10220	RETIREMENT CONTRIBUTIONS	395,000.00	84,667.00	310,332.86	21.4 %	73,672.00	24.11 %
001-220-521-10230	LIFE & HEALTH INSURANCE	271,286.00	80,341.00	190,945.29	29.6 %	65,424.00	22.05 %
001-220-521-30341	CONTRACTURAL SERVICES	5,500.00	235.00	5,265.43	4.3 %	418.00	7.72 %
001-220-521-30402	TRAVEL EXPENSE	1,000.00	-	1,000.00	0	-	0
001-220-521-30403	GASOLINE & DIESEL	60,000.00	6,869.00	53,131.30	11.4 %	9,058.00	14.02 %
001-220-521-30404	OIL & GREASE	3,000.00	757.00	2,243.15	25.2 %	796.00	27.91 %
001-220-521-30405	TIRES	5,000.00	1,322.00	3,677.66	26.4 %	1,687.00	26.98 %
001-220-521-30406	VEHICLE PARTS ONLY	29,000.00	2,184.00	26,816.00	7.5 %	10,606.00	40.76 %
001-220-521-30407	OTHER AUTO EXPENSE	1,500.00	585.00	914.75	39.0 %	36.00	0.38
001-220-521-30435	YOUTH DEVELOPMENT ACADEMY & PR	2,000.00	-	2,000.00	0	500.00	100.00 %
001-220-521-30462	REPAIR & MAINT.-EQUIPMENT & TO	600.00	-	600.00	0	-	0
001-220-521-30464	REPAIR & MAINTENANCE - RADIOS	500.00	-	500.00	0	480.00	96.00 %
001-220-521-30491	OTHER OPERATING EXPENSE	50,300.00	10,946.00	39,354.32	21.8 %	3,314.00	9.50 %
001-220-521-30493	TRAINING	30,000.00	2,609.00	27,391.00	8.7 %	-	0
001-220-521-30494	Software License	8,236.00	8,235.00	0.71	100.0 %	-	0
001-220-521-30499	CANINE EXPENSE	500.00	-	500.00	0	-	0
001-220-521-30511	OFFICE SUPPLIES	1,000.00	-	1,000.00	0	259.00	88.21 %
001-220-521-30514	HUMAN INTELLIGENCE - REWARDS	1,000.00	-	1,000.00	0	-	0
001-220-521-30521	OPERATING MATERIALS & SUPPLIES	95,685.00	58,976.00	36,708.74	61.6 %	609.00	1.94 %
001-220-521-30522	OPERATING SUPPLIES - UNIFORMS	40,000.00	6,669.00	33,331.34	16.7 %	11,269.00	21.68 %
001-220-521-60641	OFFICE FURNITURE & EQUIPMENT	10,608.00	-	10,608.00	0	-	0

CITY OF QUINCY, FL
STATEMENT OF OPERATING EXPENSES FOR THE THREE (3) MONTHS ENDED DECEMBER 31, 2022

G/L ACCT #	ACCOUNT DESCRIPTION	FY 2023 OPERATING BUDGET	FY 2023 3 MONTHS YTD OPERATING ACTUAL	FY 2023 OPERATING BUDGET BALANCE	FY 2023 3 MONTHS YTD OPERATING 25.0%	FY 2022 3 MONTHS YTD OPERATING ACTUAL	YTD% 2022
001-220-521-60642	VEHICLES	109,020.00	-	109,020.00	0	21,121.00	30.37 %
001-220-521-60644	EQUIPMENT	20,000.00	9,586.00	10,414.30	47.9 %	11,973.00	72.12 %
	TOTAL LAW ENFORCEMENT OPERAT	2,943,444.00	666,981.00	2,276,464.28	23.0 %	553,540.00	19.00 %
	FIRE CONTROL ADM						
001-210-522-10110	EXE SALARIES & WAGES	130,000.00	25,098.00	104,902.07	19.3 %	14,540.00	20.35 %
001-210-522-10120	REGULAR SALARIES & WAGES	47,000.00	10,182.00	36,817.99	21.7 %	10,036.00	19.04 %
001-210-522-10150	SPEC PAY-INCENTIVE,HOL, LV BUYB	6,000.00	950.00	5,050.00	15.8 %	299.00	15.14 %
001-210-522-10210	FICA TAXES	14,000.00	2,626.00	11,374.36	18.8 %	1,780.00	19.37 %
001-210-522-10220	RETIREMENT CONTRIBUTIONS	21,240.00	7,938.00	13,302.17	37.4 %	2,985.00	20.54 %
001-210-522-10230	LIFE & HEALTH INSURANCE	28,674.00	5,758.00	22,915.94	20.1 %	4,612.00	22.06 %
001-210-522-30410	TELEPHONE	23,923.00	4,660.00	19,263.37	19.5 %	4,978.00	20.67 %
001-210-522-30430	UTILITIES	17,100.00	2,627.00	14,472.90	15.4 %	1,419.00	6.85 %
001-210-522-30461	REPAIR & MAINTENANCE-OFFICE EQ	3,000.00	-	3,000.00	0	-	0
001-210-522-30463	REPAIR & MAINT.-BUILDINGS & GR	10,000.00	317.00	9,682.80	3.2 %	558.00	5.98 %
001-210-522-30464	REPAIR & MAINTENANCE-RADIO	7,000.00	-	7,000.00	0	-	0
001-210-522-30465	COPIER PAYMENT	1,989.00	451.00	1,538.37	22.7 %	507.00	26.09 %
001-210-522-30491	OTHER OPERATING EXPENSE	1,105.00	473.00	631.64	42.8 %	167.00	14.27 %
001-210-522-30494	FIRE PREVENTION AND EDUCATION	8,000.00	540.00	7,459.80	6.8 %	1,431.00	31.16 %
001-210-522-30511	OFFICE SUPPLIES-GENERAL	1,000.00	120.00	880.18	12.0 %	112.00	23.92 %
001-210-522-30521	OPERATING MATERIALS & SUPPLIES	2,800.00	35.00	2,765.05	1.2 %	159.00	5.11 %
001-210-522-30522	OPERATING SUPPLIES - UNIFORMS	4,000.00	210.00	3,790.21	5.2 %	413.00	11.18 %
001-210-522-31000	OTHER OPERATING EXP -IT SUPPOR	9,500.00	2,375.00	7,124.99	25.0 %	2,100.00	25.00 %
001-210-522-60641	OFFICE FURNITURE & EQUIPMENT	6,000.00	5,000.00	1,000.00	83.3 %	-	0
	TOTAL FIRE CONTROL ADM	342,331.00	69,360.00	272,971.84	20.0 %	46,096.00	18.00 %
	FIRE CONTROL OPERATIONS						
001-230-522-10120	REGULAR SALARIES & WAGES	933,164.00	189,588.00	743,575.74	20.3 %	176,599.00	18.82 %
001-230-522-10130	OTHER SALARIES & WAGES - P/T	21,300.00	-	21,300.00	0	-	0
001-230-522-10140	OVERTIME	75,000.00	14,937.00	60,063.38	19.9 %	16,237.00	17.97 %
001-230-522-10150	SPEC PAY-INCENTIVE,HOL, LV BUYB	19,780.00	10,935.00	8,845.00	55.3 %	3,085.00	16.30 %
001-230-522-10210	FICA TAXES	81,079.00	15,865.00	65,213.17	19.6 %	14,456.00	18.66 %
001-230-522-10220	RETIREMENT CONTRIBUTIONS	301,400.00	72,487.00	228,912.68	24.1 %	65,174.00	22.85 %
001-230-522-10230	LIFE & HEALTH INSURANCE	171,711.00	52,611.00	119,099.69	30.6 %	44,510.00	22.51 %
001-230-522-30345	VOLUNTEER FIREFIGHTER PROGRAM	25,200.00	-	25,200.00	0	-	0
001-230-522-30402	TRAVEL EXPENSE	2,000.00	-	2,000.00	0	-	0
001-230-522-30403	GASOLINE & DIESEL	15,783.00	2,592.00	13,190.99	16.4 %	3,046.00	15.74 %
001-230-522-30404	OIL & GREASE	1,175.00	15.00	1,159.56	1.3 %	180.00	15.31 %
001-230-522-30405	TIRES	4,000.00	1,415.00	2,584.69	35.4 %	-	0
001-230-522-30406	VEHICLE PARTS ONLY	1,675.00	5.00	1,670.11	0.3	-	0

CITY OF QUINCY, FL
STATEMENT OF OPERATING EXPENSES FOR THE THREE (3) MONTHS ENDED DECEMBER 31, 2022

G/L ACCT #	ACCOUNT DESCRIPTION	FY 2023 OPERATING BUDGET	FY 2023 3 MONTHS YTD OPERATING ACTUAL	FY 2023 OPERATING BUDGET BALANCE	FY 2023 3 MONTHS YTD OPERATING 25.0%	FY 2023 3 MONTHS YTD OPERATING ACTUAL	YTD% 2022
001-230-522-30462	REPAIR & MAINT. - EQUIPMENT &	15,000.00	4,328.00	10,671.91	28.9 %	2,747.00	17.44 %
001-230-522-30491	OTHER OPERATING EXPENSE	1,603.00	681.00	922.36	42.5 %	69.00	4.29 %
001-230-522-30493	TRAINING	6,000.00	-	6,000.00	0	-	0
001-230-522-30511	OFFICE SUPPLIES	500.00	52.00	448.00	10.4 %	51.00	11.96 %
001-230-522-30521	OPERATING MATERIALS & SUPPLIES	3,500.00	425.00	3,075.28	12.1 %	581.00	16.07 %
001-230-522-30522	OPERATING SUPPLIES - UNIFORMS	40,000.00	25,298.00	14,702.03	63.2 %	9,264.00	13.45 %
001-230-522-60644	EQUIPMENT	30,000.00	-	30,000.00	0	-	0
	TOTAL FIRE CONTROL OPERATIONS	1,749,870.00	391,234.00	1,358,634.59	22.0-%	335,999.00	19.00-%
	BUILDING & PLANNING						
001-284-515-10110	EXE SALARIES & WAGES	72,140.00	12,452.00	59,688.11	17.3 %	-	0
001-284-515-10120	REGULAR SALARIES & WAGES	79,075.00	17,377.00	61,697.71	22.0 %	16,352.00	19.61 %
001-284-515-10140	OVERTIME	-	-	-	0	99.00	79.19 %
001-284-515-10210	FICA TAXES	11,568.00	2,152.00	9,415.56	18.6 %	1,143.00	16.40 %
001-284-515-10220	RETIREMENT CONTRIBUTIONS	18,146.00	3,502.00	14,644.48	19.3 %	1,962.00	20.08 %
001-284-515-10230	LIFE & HEALTH INSURANCE	24,497.00	4,728.00	19,769.17	19.3 %	3,722.00	22.06 %
001-284-515-30341	CONTRACTUAL SERVICES	7,500.00	400.00	7,100.00	5.3 %	115,670.00	97.06 %
001-284-515-30343	PROFESSIONAL SERVICES	40,000.00	7,650.00	32,350.00	19.1 %	5,650.00	12.80 %
001-284-515-30402	TRAVEL EXPENSE	1,000.00	-	1,000.00	0	-	0
001-284-515-30403	GAS & DIESEL	200.00	67.00	132.58	33.7 %	47.00	23.67 %
001-284-515-30404	OIL & GREASE	200.00	-	200.00	0	-	0
001-284-515-30405	TIRES	500.00	-	500.00	0	-	0
001-284-515-30406	VEH PARTS ONLY	500.00	-	500.00	0	-	0
001-284-515-30407	VEH REPAIRS	200.00	-	200.00	0	75.00	27.07 %
001-284-515-30410	TELEPHONE	7,000.00	1,734.00	5,265.67	24.8 %	1,048.00	13.93 %
001-284-515-30461	REPAIR & MAINT. OFFICE EQUIPME	2,500.00	489.00	2,011.10	19.6 %	-	0
001-284-515-30491	OTHER OPERATING EXPENSE	3,000.00	1,597.00	1,403.30	53.2 %	901.00	18.28 %
001-284-515-30493	TRAINING	1,500.00	-	1,500.00	0	-	0
001-284-515-30500	ADVERTISEMENTS	3,600.00	343.00	3,257.24	9.5 %	-	0
001-284-515-30511	OFFICE SUPPLIES GENERAL	5,000.00	107.00	4,892.52	2.1 %	2,032.00	29.48 %
001-284-515-31000	OTHER OPERATING EXP - IT SUPPO	9,500.00	2,375.00	7,124.99	25.0 %	2,100.00	25.00 %
	TOTAL BUILDING & PLANNING	287,626.00	54,973.00	232,652.43	19.0-%	150,801.00	47.00-%
	RECREATIONAL ACTIVITY						
001-310-572-10110	EXE SALARIES & WAGES	54,388.00	12,457.00	41,930.75	22.9 %	11,030.00	19.20 %
001-310-572-10120	REGULAR SALARIES & WAGES	210,300.00	42,603.00	167,696.75	20.3 %	47,260.00	19.01 %
001-310-572-10130	OTHER SALARIES & WAGES - P/T	63,440.00	4,046.00	59,394.48	6.4 %	3,116.00	13.26 %

CITY OF QUINCY, FL
STATEMENT OF OPERATING EXPENSES FOR THE THREE (3) MONTHS ENDED DECEMBER 31, 2022

G/L ACCT #	ACCOUNT DESCRIPTION	FY 2023 OPERATING BUDGET	FY 2023 3 MONTHS YTD OPERATING ACTUAL	FY 2023 OPERATING BUDGET BALANCE	FY 2023 3 MONTHS YTD OPERATING 25.0%	FY 2022 3 MONTHS YTD OPERATING ACTUAL	YTD% 2022
001-310-572-10140	OVERTIME	2,489.00	-	2,489.00	0	393.00	16.31 %
001-310-572-10210	FICA TAXES	25,292.00	4,179.00	21,113.27	16.5 %	4,448.00	18.64 %
001-310-572-10220	RETIREMENT CONTRIBUTIONS	39,375.00	6,108.00	33,266.54	15.5 %	7,039.00	21.58 %
001-310-572-10230	LIFE & HEALTH INSURANCE	53,560.00	13,928.00	39,632.10	26.0 %	12,492.00	21.23 %
001-310-572-30341	CONTRACTUAL SERVICES	2,000.00	384.00	1,616.33	19.2 %	-	0
001-310-572-30402	TRAVEL EXPENSE	1,000.00	-	1,000.00	0	-	0
001-310-572-30403	GAS & DIESEL	12,000.00	770.00	11,229.97	6.4 %	1,880.00	11.99 %
001-310-572-30404	OIL & GREASE	1,500.00	15.00	1,484.56	1.0 %	216.00	24.10 %
001-310-572-30405	TIRES	1,600.00	116.00	1,483.61	7.3 %	617.00	34.31 %
001-310-572-30406	VEH PARTS ONLY	1,000.00	138.00	862.35	13.8 %	144.00	9.34 %
001-310-572-30407	VEHICLE REPAIRS	1,000.00	255.00	744.70	25.5 %	18.00	1.18 %
001-310-572-30410	TELEPHONE	13,000.00	2,404.00	10,596.36	18.5 %	2,503.00	18.44 %
001-310-572-30440	RENTAL OF EQUIPMENT & BUILDING	1,500.00	-	1,500.00	0	220.00	18.56 %
001-310-572-30441	SWIMMING POOL REPAIRS	7,500.00	-	7,500.00	0	-	0
001-310-572-30462	REPAIR & MAINT-EQUIPMENT & TOO	3,000.00	161.00	2,839.39	5.4 %	212.00	5.75 %
001-310-572-30491	OTHER OPERATING EXPENSES	15,000.00	5,000.00	10,000.25	33.3 %	9,749.00	53.33 %
001-310-572-30492	MAINTENANCE OF TANYARD CREEK P	7,000.00	1,526.00	5,473.59	21.8 %	-	0
001-310-572-30493	TRAINING	1,000.00	-	1,000.00	0	-	0
001-310-572-30511	OFFICE SUPPLIES - GENERAL	1,000.00	-	1,000.00	0	195.00	12.64 %
001-310-572-30521	OPERATING MATERIALS & SUPPLIES	3,500.00	545.00	2,955.21	15.6 %	558.00	16.38 %
001-310-572-30522	OPERATING SUPPLIES - UNIFORMS	4,000.00	466.00	3,533.67	11.7 %	625.00	13.44 %
001-310-572-30523	OPERATING SUP - CHEM	4,000.00	1,184.00	2,815.94	29.6 %	409.00	12.38 %
001-310-572-30524	SWIMMING POOL SUPPLIES	1,500.00	-	1,500.00	0	-	0
001-310-572-30525	ATHLETIC EQUIPMENT - FOOTBALL	20,000.00	15,715.00	4,285.50	78.6 %	11,213.00	53.90 %
001-310-572-30526	ATHLETIC EQUIP BASEBALL & SOFT	5,000.00	-	5,000.00	0	-	0
001-310-572-30528	ATHLETIC EQUIPMENT - BASKETBAL	10,000.00	-	10,000.00	0	975.00	16.18 %
001-310-572-30529	ATHLETIC EQUIPMENT - OTHER	3,000.00	1,025.00	1,975.34	34.2 %	-	0
001-310-572-30530	DAY CAMP	6,000.00	-	6,000.00	0	-	0
001-310-572-30531	ATHLETIC EQUIPMENT - KICKBALL	3,000.00	-	3,000.00	0	-	0
001-310-572-30540	OTHER RECREATIONAL ACTIVITIES	7,000.00	300.00	6,700.00	4.3 %	1,432.00	15.12 %
001-310-572-31000	OTHER OPERATING EXP - IT SUPPO	9,500.00	2,375.00	7,124.99	25.0 %	2,100.00	25.00 %
	TOTAL RECREATIONAL ACTIVITY	594,444.00	115,700.00	478,744.65	19.0%	118,844.00	20.00%

CITY OF QUINCY, FL
STATEMENT OF OPERATING EXPENSES FOR THE THREE (3) MONTHS ENDED DECEMBER 31, 2022

G/L ACCT #	ACCOUNT DESCRIPTION	FY 2023 OPERATING BUDGET	FY 2023 3 MONTHS YTD OPERATING ACTUAL	FY 2023 OPERATING BUDGET BALANCE	FY 2023 3 MONTHS YTD OPERATING 25.0%	FY 2022 3 MONTHS YTD OPERATING ACTUAL	YTD% 2022
	PARKS						
001-440-572-10130	OTHER SALARIES & WAGES - P/T	-	641.00	(641.31)	0	(384.00)	0
001-440-572-10210	FICA TAXES	-	49.00	(49.06)	0	(29.00)	0
001-440-572-30341	CONTRACTUAL SERVICES	15,000.00	451.00	14,549.37	3.0%	1,507.00	21.19%
001-440-572-30391	PARKS & FACILITY	30,000.00	2,408.00	27,592.04	8.0%	12,669.00	33.25%
001-440-572-30430	UTILITIES	41,000.00	6,350.00	34,650.12	15.5%	4,569.00	9.43%
001-440-572-30462	REPAIR & MAINT.-EQUIPMENT & TO	2,500.00	157.00	2,343.15	6.3%	212.00	17.67%
001-440-572-30463	REPAIR & MAINTENANCE-BLDGS. &	7,500.00	2,851.00	4,649.34	38.0%	361.00	6.12%
001-440-572-30491	OTHER OPERATING EXPENSES	2,000.00	-	2,000.00	0	-	0
001-440-572-60642	VEHICLES	35,000.00	-	35,000.00	0	-	0
001-440-572-60644	EQUIPMENT	6,500.00	-	6,500.00	0	4,285.00	80.83%
	TOTAL PARKS	139,500.00	12,907.00	126,593.65	9.0%	23,190.00	21.00%
	PUBLIC WORKS ADM						
001-410-539-10110	EXE SALARIES & WAGES	48,048.00	10,543.00	37,505.00	21.9%	14,935.00	27.35%
001-410-539-10120	REGULAR SALARIES & WAGES	23,000.00	5,447.00	17,552.87	23.7%	3,763.00	16.72%
001-410-539-10140	OVERTIME	500.00	-	500.00	0	-	0
001-410-539-10210	FICA TAXES	5,473.00	1,141.00	4,332.32	20.8%	1,363.00	24.77%
001-410-539-10220	RETIREMENT CONTRIBUTIONS	8,585.00	1,220.00	7,365.32	14.2%	1,792.00	24.24%
001-410-539-10230	LIFE & HEALTH INSURANCE	11,590.00	2,614.00	8,975.93	22.6%	2,180.00	21.72%
001-410-539-30410	TELEPHONE	7,770.00	1,246.00	6,523.71	16.0%	1,154.00	14.83%
001-410-539-30430	UTILITIES	62,000.00	13,385.00	48,614.75	21.6%	4,758.00	5.98%
001-410-539-30440	REPAIR & MAINT BUILDING	1,250.00	90.00	1,160.00	7.2%	300.00	19.99%
001-410-539-30491	OTHER OPERATING EXPENSE	4,000.00	88.00	3,912.02	2.2%	1,241.00	14.68%
001-410-539-30493	TRAINING	2,000.00	-	2,000.00	0	-	0
001-410-539-30511	OFFICE SUPPLIES	400.00	-	400.00	0	29.00	7.34%
001-410-539-30521	OPERATING MATERIALS & SUPPLIES	3,000.00	-	3,000.00	0	367.00	19.38%
001-410-539-30522	OPERATING EXPENSE - UNIFORMS	16,000.00	2,088.00	13,912.00	13.1%	1,394.00	12.76%
001-410-539-30524	OPERATING SUPPLIES - TOOLS	500.00	-	500.00	0	14.00	2.79%
001-410-539-31000	OTHER OPERATING EXP - IT SUPPO	9,500.00	2,375.00	7,124.99	25.0%	2,100.00	25.00%
	TOTAL PUBLIC WORKS ADM	203,616.00	40,237.00	163,378.91	20.0%	35,390.00	16.00%
	ROADS & STREETS						
001-430-541-10110	SALARIES & WAGES	6,864.00	1,506.00	5,357.85	21.9%	2,848.00	19.52%
001-430-541-10120	REGULAR SALARIES & WAGES	345,530.00	78,864.00	266,666.53	22.8%	69,685.00	19.41%
001-430-541-10140	OVERTIME	4,500.00	1,807.00	2,692.82	40.2%	1,186.00	18.68%
001-430-541-10210	FICA TAXES	27,302.00	5,814.00	21,488.12	21.3%	5,214.00	19.00%
001-430-541-10220	RETIREMENT CONTRIBUTIONS	42,827.00	9,085.00	33,742.33	21.2%	8,591.00	21.11%
001-430-541-10230	LIFE & HEALTH INSURANCE	57,817.00	18,984.00	38,833.23	32.8%	16,680.00	22.20%

CITY OF QUINCY, FL
STATEMENT OF OPERATING EXPENSES FOR THE THREE (3) MONTHS ENDED DECEMBER 31, 2022

G/L ACCT #	ACCOUNT DESCRIPTION	FY 2023 OPERATING BUDGET	FY 2023 3 MONTHS YTD OPERATING ACTUAL	FY 2023 OPERATING BUDGET BALANCE	FY 2023 3 MONTHS YTD OPERATING 25.0%	FY 2023 3 MONTHS YTD OPERATING ACTUAL	YTD% 2022
001-430-541-30341	CONTRACTUAL SERVICES	60,000.00	16,790.00	43,210.16	28.0 %	17,962.00	22.15 %
001-430-541-30403	GASOLINE & DIESEL	64,000.00	6,515.00	57,485.23	10.2 %	11,325.00	13.81 %
001-430-541-30462	REPAIR & MAINT - HEAVY EQUIPME	5,000.00	217.00	4,782.78	4.3 %	557.00	29.29 %
001-430-541-30491	OTHER OPERATING EXPENSE	400.00	30.00	370.02	7.5 %	-	0
001-430-541-30521	OPERATING MATERIALS & SUPPLIES	900.00	603.00	297.13	67.0 %	-	0
001-430-541-30524	OPERATING SUPPLIES - SMALL TOO	10,000.00	-	10,000.00	0	4,507.00	55.67 %
001-430-541-30530	ROAD MATERIALS & SUPPLIES	96,106.00	14,298.00	84,443.96	12.1 %	8,231.00	8.38 %
001-430-541-60632	RESURF & SIDEWALKS	130,000.00	-	130,000.00	38.1 %	3,226.00	0.27
001-430-541-60634	STORM WATER FACILITIES	5,000.00	-	5,000.00	0	1,271.00	0.19
001-430-541-60642	VEHICLES	-	-	-	0	38,821.00	94.27 %
001-430-541-60643	HEAVY EQUIPMENT	-	-	-	0	169,272.00	96.72 %
	TOTAL ROADS & STREETS	856,246.00	154,513.00	704,370.16	24.0-%	359,376.00	12.00-%
	CEMETERIES & GROUNDS						
001-431-542-10120	REGULAR SALARIES & WAGES	109,737.00	25,068.00	84,669.11	22.8 %	19,943.00	18.84 %
001-431-542-10140	OVERTIME	669.00	770.00	(100.70)	115.1 %	222.00	12.42 %
001-431-542-10210	FICA TAXES	8,502.00	1,830.00	6,671.58	21.5 %	1,421.00	18.79 %
001-431-542-10220	RETIREMENT CONTRIBUTIONS	13,337.00	2,837.00	10,499.41	21.3 %	2,372.00	20.03 %
001-431-542-10230	LIFE & HEALTH INSURANCE	18,004.00	5,900.00	12,104.27	32.8 %	4,717.00	21.02 %
001-431-542-30521	OPERATING SUPPLIES	102.00	22.00	79.92	21.6 %	296.00	37.05 %
	TOTAL CEMETERIES & GROUNDS	150,351.00	36,427.00	113,923.59	24.0-%	28,971.00	19.00-%
	BUILDINGS & GROUNDS						
001-440-519-10120	REGULAR SALARIES & WAGES	191,828.00	38,333.00	153,495.29	20.0 %	33,840.00	17.89 %
001-440-519-10130	OTHER SALARIES & WAGES - PT	1,235.00	-	1,235.00	0	-	0
001-440-519-10140	OVERTIME	14,561.00	1,051.00	13,510.02	7.2 %	288.00	11.68 %
001-440-519-10210	FICA TAXES	23,050.00	2,805.00	20,245.47	12.2 %	2,423.00	17.68 %
001-440-519-10220	RETIREMENT CONTRIBUTIONS	31,162.00	4,365.00	26,797.57	14.0 %	4,040.00	18.93 %
001-440-519-10230	LIFE & HEALTH INSURANCE	40,441.00	8,716.00	31,725.05	21.6 %	7,576.00	19.48 %
001-440-519-30341	CONTRACTUAL SERVICES	20,000.00	506.00	19,493.84	2.5 %	13,491.00	46.84 %
001-440-519-30463	REPAIR & MAINT.-BUILDINGS & GR	17,000.00	5,420.00	11,580.26	31.9 %	6,290.00	21.99 %
001-440-519-30491	OTHER OPERATING EXPENSE	9,305.00	429.00	8,875.82	4.6 %	300.00	5.36 %
	TOTAL BUILDINGS & GROUNDS	348,582.00	61,625.00	286,958.32	18.0-%	68,248.00	21.00-%
	FLEET MAINTENANCE						
001-450-541-10120	REGULAR SALARIES & WAGES	79,095.00	8,481.00	70,614.28	10.7 %	15,354.00	19.41 %
001-450-541-10140	OVERTIME	1,000.00	98.00	901.60	9.8 %	171.00	17.14 %
001-450-541-10210	FICA TAXES	6,127.00	572.00	5,554.98	9.3 %	1,093.00	18.70 %
001-450-541-10220	RETIREMENT CONTRIBUTIONS	9,611.00	987.00	8,624.49	10.3 %	1,843.00	20.35 %
001-450-541-10230	LIFE & HEALTH INSURANCE	12,975.00	2,555.00	10,420.28	19.7 %	3,320.00	22.21 %

CITY OF QUINCY, FL
STATEMENT OF OPERATING EXPENSES FOR THE THREE (3) MONTHS ENDED DECEMBER 31, 2022

G/L_ACCT #	ACCOUNT DESCRIPTION	FY 2023 OPERATING BUDGET	FY 2023 3 MONTHS YTD OPERATING ACTUAL	FY 2023 OPERATING BUDGET BALANCE	FY 2023 3 MONTHS YTD OPERATING 25.0%	FY 2023 3 MONTHS YTD OPERATING ACTUAL	YTD% 2022
001-450-541-30404	OIL & GREASE	3,000.00	355.00	2,644.57	11.8%	897.00	25.87%
001-450-541-30405	TIRES	10,985.00	1,394.00	9,591.32	12.7%	2,671.00	25.47%
001-450-541-30406	VEH PARTS ONLY	30,000.00	4,835.00	25,164.62	16.1%	4,055.00	16.22%
001-450-541-30407	VEHICLE REPAIRS	20,000.00	594.00	19,406.17	3.0%	2,521.00	11.76%
001-450-541-30491	OTHER OPER EXPENSE	7,500.00	1,395.00	6,104.70	18.6%	1,201.00	14.13%
001-450-541-30522	OPERATING SUPPLIES - UNIFORMS	4,000.00	-	4,000.00	0	-	0
	TOTAL FLEET MAINT	184,293.00	21,266.00	163,027.01	12.0-%	33,126.00	18.00-%
	TOTAL GEN FUND EXPENDITURES	11,441,702.00	2,796,992.05	8,647,350.69	24%	2,409,690.00	18.00-%
	COMMUNITY REDEVELOPMENT AGENCY						
002-250-552-10110	EXECUTIVE SALARIES & WAGES	-	-	-	0	14,148.00	19.86%
002-250-552-10120	REGULAR SALARIES & WAGES	86,235.00	785.00	85,450.00	0.9	1,183.00	7.88%
002-250-552-10210	FICA	6,597.00	-	6,597.00	0	1,025.00	15.99%
002-250-552-10220	RETIREMENT CONTRIBUTIONS	10,348.00	-	10,348.00	0	1,698.00	16.90%
002-250-552-10230	LIFE & HEALTH INSURANCE	13,970.00	-	13,970.00	0	2,591.00	25.78%
002-250-552-30341	CONTRACTUAL SERVICES	6,000.00	1,500.00	4,500.00	25.0%	1,500.00	22.90%
002-250-552-30343	PROFESSIONAL SERVICES	38,200.00	350.00	37,850.00	0.9	5,473.00	15.35%
002-250-552-30390	CONTINGENCIES - TANYARD CREEK	3,700.00	-	3,700.00	0	-	0
002-250-552-30402	TRAVEL EXPENSES	500.00	-	500.00	0	-	0
002-250-552-30403	GAS & DIESEL	250.00	-	250.00	0	-	0
002-250-552-30410	TELEPHONE	2,200.00	-	2,200.00	0	-	0
002-250-552-30490	BANK CHARGES	1,000.00	75.00	924.51	7.5%	556.00	55.56%
002-250-552-30491	OTHER OPERATING EXPENSES	5,000.00	-	5,000.00	0	175.00	3.18%
002-250-552-30493	TRAINING	1,000.00	-	1,000.00	0	562.00	56.22%
002-250-552-30500	LEGAL ADS & RECORDINGS	1,500.00	-	1,500.00	0	-	0
002-250-552-30512	POSTAGE	250.00	-	250.00	0	-	0
002-250-552-30521	OPERATING SUPPLIES	7,500.00	-	7,500.00	0	50.00	0.66%
002-250-552-31000	OTHER OPERATING EXPENSE- IT SU	5,000.00	1,250.00	3,749.99	25.0%	1,000.00	24.99%
002-250-552-32000	ADMINISTRATIVE SUPPORT SERVICE	20,000.00	5,003.00	14,996.99	25.0%	5,003.00	25.01%
002-250-552-60000	SENIOR ENERGY EFF PROGRAM	100,000.00	-	100,000.00	0	-	0
002-250-552-60010	BEAUTIFICATION PROJECTS	1,630.00	-	1,630.00	0	-	0
002-250-552-60040	CRA CATALYST PROJECTS	566,625.00	82,890.00	483,735.00	14.6%	-	0
002-250-552-60641	OFFICE FURNITURE & EQUIPMENT	1,000.00	-	1,000.00	0	-	0
	TOTAL CRA	878,505.00	91,854.00	786,651.49	10.0-%	34,963.00	6.00-%
	TOTAL GOVERNMENTAL FUNDS	12,320,207.00	2,888,846.05	9,434,002.18	23.4%	2,444,653.00	
	ENTERPRISE FUND						

CITY OF QUINCY, FL
STATEMENT OF OPERATING EXPENSES FOR THE THREE (3) MONTHS ENDED DECEMBER 31, 2022

G/L ACCT #	ACCOUNT DESCRIPTION	FY 2023 OPERATING BUDGET	FY 2023 3 MONTHS YTD OPERATING ACTUAL	FY 2023 OPERATING BUDGET BALANCE	FY 2023 3 MONTHS YTD OPERATING 25.0%	FY 2022 3 MONTHS YTD OPERATING ACTUAL	YTD% 2022
	FINANCIAL SERVICES						
400-271-513-10110	EXECUTIVE SALARIES & WAGES	78,750.00	17,124.00	61,626.27	21.7 %	16,380.00	20.44 %
400-271-513-10120	REGULAR SALARIES & WAGES	198,955.00	30,064.00	168,890.81	15.1 %	28,319.00	15.98 %
400-271-513-10210	FICA TAXES	21,244.00	3,337.00	17,906.77	15.7 %	3,205.00	15.87 %
400-271-513-10220	RETIREMENT CONTRIBUTIONS	33,325.00	5,497.00	27,828.14	16.5 %	5,364.00	16.94 %
400-271-513-10230	LIFE & HEALTH INSURANCE	44,988.00	9,096.00	35,891.91	20.2 %	7,103.00	16.54 %
400-271-513-30341	CONTRACTUAL SERVICES	3,095.00	478.00	2,617.24	15.4 %	660.00	13.19 %
400-271-513-31000	OTHER OPERATING EXPENSE- IT SU	5,000.00	1,250.00	3,749.99	25.0 %	-	0
	TOTAL FINANCIAL SERVICES	385,357.00	66,846.00	318,511.13	17.0-%	61,031.00	17.00-%
	CUSTOMER SERVICES						
400-274-513-10110	EXE SALARIES & WAGES	50,540.00	10,481.00	40,058.98	20.7 %	19,660.00	43.81 %
400-274-513-10120	REGULAR SALARIES & WAGES	97,960.00	10,146.00	87,814.20	10.4 %	16,739.00	19.27 %
400-274-513-10140	OVERTIME	3,000.00	-	3,000.00	0	737.00	20.72 %
400-274-513-10210	FICA TAXES	11,972.00	1,466.00	10,505.67	12.2 %	2,744.00	28.35 %
400-274-513-10220	RETIREMENT CONTRIBUTION	18,780.00	2,166.00	16,614.07	11.5 %	4,368.00	29.20 %
400-274-513-10230	LIFE & HEALTH INSURANCE	25,353.00	2,337.00	23,015.78	9.2 %	2,913.00	15.51 %
400-274-513-30280	Credit Card Processing Charges	138,134.00	42,604.47	95,529.53	1.0 %	28,344.00	21.37 %
400-274-513-30341	CONTRACTUAL SERVICES	5,000.00	4,529.00	470.58	90.6 %	-	0
400-274-513-30410	TELEPHONE	7,000.00	1,852.00	5,148.12	26.5 %	1,160.00	15.05 %
400-274-513-30461	REPAIR & MAINTAIN OFFICE EQUIP	4,000.00	451.00	3,549.37	11.3 %	507.00	13.90 %
400-274-513-30490	BANK CHARGES	1,000.00	-	1,000.00	0	-	0
400-274-513-30491	OTHER OPERATING EXPENSES	6,000.00	3,407.29	2,593.07	58.6 %	602.00	11.87 %
400-274-513-30493	TRAINING	400.00	-	400.00	0	-	0
400-274-513-30495	Over or Under	-	-	-	0	-	0
400-274-513-30511	OFFICE SUPPLIES-GENERAL	700.00	-	700.00	0	139.00	26.25 %
400-274-513-31000	OTHER OPERATING EXPENSE IT SUP	5,000.00	1,250.00	3,749.99	25.0 %	-	0
	TOTAL CUSTOMER SERVICES	374,839.00	80,689.76	294,149.36	11.0-%	77,913.00	23.00-%
	SEWER ADMINISTRATION						
402-520-535-10110	EXE SALARIES & WAGES	19,000.00	3,238.00	15,761.56	17.0 %	3,191.00	16.24 %
402-520-535-10120	REGULAR SALARIES & WAGES	66,921.00	9,875.00	57,045.68	14.8 %	9,579.00	8.10 %
402-520-535-10140	OVERTIME	2,800.00	444.00	2,356.44	15.8 %	568.00	12.42 %
402-520-535-10210	FICA TAXES	6,787.00	960.00	5,826.93	14.1 %	952.00	9.24 %
402-520-535-10220	RETIREMENT CONTRIBUTIONS	10,647.00	1,526.00	9,121.35	14.3 %	1,532.00	9.81 %
402-520-535-10230	LIFE & HEALTH INSURANCE	14,373.00	3,730.00	10,643.08	26.0 %	3,133.00	12.65 %
402-520-535-30320	ACCOUNTING & AUDITING SERVICES	12,154.00	-	12,154.00	0	-	0
402-520-535-30341	CONTRACTUAL SERVICES	7,400.00	99.00	7,301.19	1.3 %	79.00	0.99

CITY OF QUINCY, FL
STATEMENT OF OPERATING EXPENSES FOR THE THREE (3) MONTHS ENDED DECEMBER 31, 2022

G/L ACCT #	ACCOUNT DESCRIPTION	FY 2023 OPERATING BUDGET	FY 2023 3 MONTHS YTD OPERATING ACTUAL	FY 2023 OPERATING BUDGET BALANCE	FY 2023 3 MONTHS YTD OPERATING 25.0%	FY 2022 3 MONTHS YTD OPERATING ACTUAL	YTD% 2022
402-520-535-30343	PROFESSIONAL SERVICES	22,601.00	7,357.00	15,243.87	32.6%	897.00	5.74%
402-520-535-30402	TRAVEL EXPENSE	200.00	-	200.00	0	-	0
402-520-535-30403	GAS & DIESEL	200.00	-	200.00	0	-	0
402-520-535-30404	OIL & GREASE	400.00	-	400.00	0	-	0
402-520-535-30405	TIRES	200.00	-	200.00	0	-	0
402-520-535-30410	TELEPHONE	8,000.00	1,752.00	6,247.79	21.9%	1,391.00	13.48%
402-520-535-30440	RENTALS & LEASES	345.00	-	345.00	0	123.00	22.28%
402-520-535-30451	INSURANCE - PROPERTY LIABILITY	56,050.00	27,217.00	28,832.75	48.6%	10,659.00	23.59%
402-520-535-30465	COPIER REPAIRS	2,000.00	-	2,000.00	0	-	0
402-520-535-30490	BANK CHARGES	1,000.00	9.00	991.00	0.9	-	0
402-520-535-30491	OTHER OPERATING EXPENSE	5,000.00	710.00	4,290.07	14.2%	1,430.00	26.52%
402-520-535-30511	OFFICE SUPPLIES	300.00	-	300.00	0	25.00	8.48%
402-520-535-30521	OPERATING SUPPLIES	134.00	-	134.00	0	134.00	99.86%
402-520-535-30522	OPERATING SUPPLIES - UNIFORMS	249.00	48.00	200.63	19.4%	46.00	19.14%
402-520-535-31000	OTHER OPERATING EXP - IT SUPPO	9,500.00	2,375.00	7,124.99	25.0%	2,100.00	25.00%
402-520-535-70031	2020A BOND DEBT SERVICE PRINCI	101,179.00	50,329.00	50,849.98	49.7%	49,303.00	49.74%
402-520-535-70032	2020A BOND DEBT SERVICE INTERE	16,291.00	8,406.00	7,885.13	51.6%	9,432.00	51.39%
402-520-535-70111	2020B BOND DEBT SERVICE PRINCI	-	-	-	0	13,705.00	100.00%
402-520-535-70112	2020B BOND DEBT SERVICE INTERE	-	-	-	0	10,822.00	100.00%
402-520-535-70113	2021 BOND DEBT SERVICE PRINCI	30,123.00	15,000.00	15,123.46	49.8%	-	0
402-520-535-70114	2021 BOND DEBT SERVICE INTERES	8,718.00	4,421.00	4,297.00	50.7%	-	0
402-520-535-70131	HONEYWELL LOAN PRINCIPAL	46,216.00	-	46,216.00	0	25,308.00	49.47%
402-520-535-70731	HONEYWELL LOAN INTEREST	1,615.00	-	1,615.00	0	2,261.00	56.72%
402-520-535-70732	DEBT SERVICE SRL 641090 PRINCI	12,979.00	6,455.00	6,523.82	49.7%	6,319.00	49.73%
402-520-535-70733	DEBT SERVICE SRL 641090 INTERE	4,977.00	2,523.00	2,453.80	50.7%	2,659.00	50.64%
402-520-535-70734	DEBT SERVICE SRL 200100 PRINCI	23,752.00	-	23,752.00	0	-	0
402-520-535-70735	DEBT SERVICE SRL 200100 INTERE	14,452.00	-	14,452.00	0	-	0
402-520-535-70736	DEBT SERVICE SOLAR ARRAY INT	1,100.00	-	1,100.00	0	-	0
402-520-535-70742	TRANSFER OF PROFIT	111,517.00	27,879.00	83,637.76	25.0%	29,547.00	27.10%
402-520-535-90990	BUSINESS ACTIVITY SHARED EXP	61,528.00	15,382.00	46,146.01	25.0%	13,630.00	25.00%
402-520-535-91000	TOTAL SEWER ADM	680,708.00	189,735.00	490,972.29	28.0%	198,825.00	26.00%
	SEWER TREATMENT						
402-531-535-30341	CONTRACTUAL SERVICES	901,000.00	220,484.00	680,515.66	24.5%	264,989.00	33.43%
402-531-535-30430	UTILITIES	176,500.00	30,432.00	146,067.67	17.2%	19,246.00	8.47%
402-531-535-30466	REPAIR & MAINTENANCE - PLANT	3,000.00	425.00	2,575.14	14.2%	-	0
402-531-535-30491	OTHER OPERATING EXPENSE	5,500.00	5,500.00	-	100.0%	1,527.00	38.16%
	TOTAL SEWER TREATMENT	1,086,000.00	256,841.00	829,158.47	24.0%	285,762.00	28.00%

CITY OF QUINCY, FL
STATEMENT OF OPERATING EXPENSES FOR THE THREE (3) MONTHS ENDED DECEMBER 31, 2022

G/L ACCT #	ACCOUNT DESCRIPTION	FY 2023 OPERATING BUDGET	FY 2023 3 MONTHS YTD OPERATING ACTUAL	FY 2023 OPERATING BUDGET BALANCE	FY 2023 3 MONTHS YTD OPERATING 25.0%	FY 2023 3 MONTHS YTD OPERATING ACTUAL	FY 2023 3 MONTHS YTD OPERATING ACTUAL	YTD% 2022
	SEWER DISTRIBUTION							
402-540-535-10120	REGULAR SALARIES & WAGES	86,314.00	18,554.00	67,759.61	21.5 %	15,858.00	19.26 %	
402-540-535-10140	OVERTIME	7,000.00	1,871.00	5,128.85	26.7 %	675.00	9.06 %	
402-540-535-10210	FICA TAXES	7,139.00	1,427.00	5,712.38	20.0 %	1,160.00	16.92 %	
402-540-535-10220	RETIREMENT CONTRIBUTIONS	11,198.00	1,895.00	9,303.45	16.9 %	1,860.00	20.89 %	
402-540-535-10230	LIFE & HEALTH INSURANCE	15,117.00	6,258.00	8,858.63	41.4 %	4,971.00	21.04 %	
402-540-535-30312	ENGINEERING STUDY	2,060.00	-	2,060.00	0	-	0	
402-540-535-30341	CONTRACTUAL SERVICES	2,900.00	-	2,900.00	0	-	0	
402-540-535-30401	AUTO EXPENSE	500.00	-	500.00	0	-	0	
402-540-535-30403	GASOLINE & DIESEL	2,700.00	-	2,700.00	0	491.00	13.91 %	
402-540-535-30404	OIL & GREASE	1,197.00	-	1,197.00	0	-	0	
402-540-535-30405	TIRES	1,382.25	24.00	1,358.25	1.7 %	-	0	
402-540-535-30406	AUTO PARTS	1,075.00	80.00	994.58	7.5 %	1.00	0.07	
402-540-535-30407	VEHICLE REPAIRS-PARTS AND LABO	6,100.00	-	6,100.00	0	-	0	
402-540-535-30462	REPAIR & MAINT.-EQUIPMENT & TO	1,640.00	1,053.00	586.84	64.2 %	-	0	
402-540-535-30467	MAINTENANCE OF MAINS & LINES	48,000.00	4,308.00	43,691.54	9.0 %	5,084.00	9.32 %	
402-540-535-30491	OTHER OPERATING EXPENSE	300.00	-	300.00	0	151.00	55.67 %	
402-540-535-30521	OPERATING SUPPLIES	244.00	-	244.00	0	80.00	32.64 %	
402-540-535-30522	OPERATING SUPPLIES - UNIFORMS	2,206.00	435.00	1,770.69	19.7 %	414.00	18.74 %	
402-540-535-60644	EQUIPMENT	130,500.00	-	130,500.00	0	-	0	
402-540-535-60646	EQUIPMENT - FIBER OPTIC SYSTEM	-	-	-	0	9,635.00	30.17 %	
	TOTAL SEWER DISTRIBUTION	327,572.00	35,905.00	291,665.82	11.0-%	40,380.00	14.00-%	
	TOTAL SEWER FUND	2,094,280.00	482,481.00	1,611,796.58	18.0-%	4,188,557.58	21.00-%	
	ELECTRIC ADMINISTRATION							
403-520-531-10110	EXE SALARIES & WAGES	87,277.00	13,620.00	73,656.92	15.6 %	37,544.00	31.20 %	
403-520-531-10120	REGULAR SALARIES & WAGES	43,794.00	9,524.00	34,270.07	21.7 %	21,402.00	34.67 %	
403-520-531-10140	OVERTIME	1,000.00	-	1,000.00	0	606.00	18.09 %	
403-520-531-10210	FICA TAXES	10,103.00	1,745.00	8,358.14	17.3 %	3,478.00	24.78 %	
403-520-531-10220	RETIREMENT CONTRIBUTIONS	15,848.00	2,701.00	13,147.33	17.0 %	7,074.00	33.04 %	
403-520-531-10230	LIFE & HEALTH INSURANCE	21,395.00	4,462.00	16,933.18	20.9 %	6,172.00	37.59 %	
403-520-531-30320	ACCOUNTING & AUDITING SERVICES	26,518.00	-	26,518.00	0	-	0	
403-520-531-30341	CONTRACTUAL SERVICES	50,000.00	10,349.00	39,651.47	20.7 %	17,031.00	20.77 %	
403-520-531-30343	PROFESSIONAL SERVICES	20,000.00	13,137.00	6,863.42	65.7 %	-	0	
403-520-531-30370	PURCHASED ELECTRIC	9,690,752.00	2,162,473.00	7,528,279.27	22.3 %	1,429,550.00	18.94 %	
403-520-531-30391	TRANSFER TO RESERVES	170,000.00	-	170,000.00	0	237,086.00	0	
403-520-531-30402	TRAVEL EXPENSE	2,000.00	-	2,000.00	0	-	0	
403-520-531-30403	GASOLINE & DIESEL	25,000.00	4,216.00	20,783.96	16.9 %	4,365.00	17.05 %	

CITY OF QUINCY, FL
STATEMENT OF OPERATING EXPENSES FOR THE THREE (3) MONTHS ENDED DECEMBER 31, 2022

G/L ACCT #	ACCOUNT DESCRIPTION	FY 2023 OPERATING BUDGET	FY 2023 3 MONTHS YTD OPERATING ACTUAL	FY 2023 OPERATING BUDGET BALANCE	FY 2023 3 MONTHS YTD OPERATING 25.0%	FY 2023 3 MONTHS YTD OPERATING ACTUAL	YTD% 2022
403-520-531-30404	OIL & GREASE	250.00	-	250.00	0	97.00	38.80 %
403-520-531-30405	TIRES	400.00	-	400.00	0	-	0
403-520-531-30406	VEHICLE PARTS ONLY	500.00	-	500.00	0	-	0
403-520-531-30407	VEHICLE REPAIRS	200.00	-	200.00	0	-	0
403-520-531-30410	TELEPHONE	7,000.00	1,429.00	5,571.04	20.4 %	1,395.00	21.85 %
403-520-531-30440	RENTALS/LEASES	7,700.00	-	7,700.00	0	123.00	1.71 %
403-520-531-30451	INSURANCE - PROPERTY LIABILITY	205,000.00	104,981.00	100,019.18	51.2 %	41,111.00	24.44 %
403-520-531-30462	REPAIR & MAINT-EQUIPMENT & TO	3,000.00	327.00	2,673.45	10.9 %	-	0
403-520-531-30465	COPIER PAYMENT	2,000.00	-	2,000.00	0	-	0
403-520-531-30491	OTHER OPERATING EXPENSE	8,000.00	6,702.00	1,297.60	83.8 %	1,090.00	5.98 %
403-520-531-30493	TRAINING	14,025.00	53.00	13,971.90	0.4	-	0
403-520-531-30500	LEGAL ADS & RECORDING	2,110.00	315.00	1,795.00	14.9 %	310.00	18.22 %
403-520-531-30511	OFFICE SUPPLIES	574.00	220.00	354.40	38.3 %	45.00	7.76 %
403-520-531-30512	POSTAGE	27,000.00	25.00	26,974.70	0.1	5,211.00	17.59 %
403-520-531-30521	OPERATING SUPPLIES	434.00	-	434.00	0	202.00	46.56 %
403-520-531-30522	OPERATING SUPPLIES - UNIFORMS	768.00	145.00	622.92	18.9 %	138.00	17.95 %
403-520-531-30540	DUES, PUBLICATION, & MEMBERSHI	46,000.00	22,738.00	23,262.29	49.4 %	23,306.00	55.72 %
403-520-531-30580	STATE ASSESSMENT TAXES	2,401.00	-	2,401.00	0	-	0
403-520-531-30591	UNCLAIMED PROPERTY UTILITY REF	5,000.00	-	5,000.00	0	-	0
403-520-531-30646	ECONOMIC DEVELOPMENT INITIATIV	47,000.00	680.00	46,320.00	1.4 %	5,000.00	1.00 %
403-520-531-31000	OTHER OPERATING EXP - IT SUPPO	33,988.00	8,497.00	25,491.01	25.0 %	4,200.00	25.00 %
403-520-531-70031	2020A BOND DEBT SERVICE PRINCI	202,358.00	100,658.00	101,699.97	49.7 %	98,606.00	49.74 %
403-520-531-70032	2020A BOND DEBT SERVICE INTERE	32,582.00	16,812.00	15,770.27	51.6 %	18,863.00	51.38 %
403-520-531-70111	2020B BOND DEBT SERVICE PRINCI	-	-	-	0	64,308.00	100.00 %
403-520-531-70112	2020B BOND DEBT SERVICE INTERE	-	-	-	0	50,766.00	100.00 %
403-520-531-70113	2021 BOND DEBT SERVICE PRINCIP	141,346.00	70,382.00	70,963.56	49.8 %	-	0
403-520-531-70114	2021 BOND DEBT SERVICE INTERES	40,909.00	20,745.00	20,164.30	50.7 %	-	0
403-520-531-90990	TRANSFER OF PROFIT	4,610,257.00	1,152,564.00	3,457,692.76	25.0 %	1,058,001.00	24.81 %
403-520-531-91000	BUSINESS ACTIVITY SHARED EXP	463,710.00	115,928.00	347,782.50	25.0 %	102,722.00	25.00 %
	TOTAL ELECTRIC ADM	16,068,199.00	3,845,428.00	12,222,773.61	24.0-%	3,239,802.00	23.00-%
	ELECTRIC DISTRIBUTION						
403-591-531-10120	REGULAR SALARIES & WAGES	310,121.00	82,033.00	228,088.32	26.5 %	85,074.00	21.19 %
403-591-531-10140	OVERTIME	18,500.00	3,187.00	15,312.51	17.2 %	6,040.00	33.33 %
403-591-531-10210	FICA TAXES	25,140.00	6,087.00	19,052.78	24.2 %	6,595.00	21.86 %
403-591-531-10220	RETIREMENT CONTRIBUTIONS	39,435.00	9,006.00	30,428.88	22.8 %	10,040.00	21.18 %
403-591-531-10230	LIFE & HEALTH INSURANCE	53,237.00	22,509.00	30,728.45	42.3 %	18,209.00	21.23 %
403-591-531-30341	CONTRACTUAL SERVICES	50,000.00	-	50,000.00	0	-	0
403-591-531-30403	GASOLINE & DIESEL	13,186.00	1,267.00	11,919.28	9.6 %	2,350.00	13.02 %

CITY OF QUINCY, FL
STATEMENT OF OPERATING EXPENSES FOR THE THREE (3) MONTHS ENDED DECEMBER 31, 2022

G/L ACCT #	ACCOUNT DESCRIPTION	FY 2023 OPERATING BUDGET	FY 2023 3 MONTHS YTD OPERATING ACTUAL	FY 2023 OPERATING BUDGET BALANCE	FY 2023 3 MONTHS YTD OPERATING 25.0%	FY 2022 3 MONTHS YTD OPERATING ACTUAL	YTD% 2022
403-591-531-30404	OIL & GREASE	1,272.00	216.00	1,056.36	17.0%	70.00	5.50%
403-591-531-30405	TIRES	2,500.00	279.00	2,220.91	11.2%	451.00	18.04%
403-591-531-30406	PARTS	3,000.00	(1,926.00)	4,925.86	64.2%	1,039.00	18.22%
403-591-531-30407	VEHICLE REPAIRS-LABOR & PARTS	20,000.00	10,600.00	9,400.43	53.0%	292.00	2.13%
403-591-531-30430	UTILITIES	61,000.00	12,229.00	48,771.33	20.0%	6,001.00	7.72%
403-591-531-30440	RENTALS / LEASES	2,000.00	-	2,000.00	0	-	0
403-591-531-30461	REPAIR & MAINT - OFFICE EQUIPM	2,500.00	-	2,500.00	0	-	0
403-591-531-30462	REPAIR & MAINT - EQUIPMENT & T	6,000.00	5,736.00	263.99	95.6%	44.00	0.74
403-591-531-30467	REPAIR & MAINT-MAINS & LINES	15,000.00	-	15,000.00	0	1,488.00	19.32%
403-591-531-30468	REPAIR & MAINTENANCE - SERVICE	4,113.00	1,200.00	2,913.00	29.2%	600.00	14.58%
403-591-531-30469	CONTRACTUAL TREE TRIMMING & LI	16,561.00	-	16,561.00	0	625.00	3.77%
403-591-531-30491	OTHER OPERATING EXPENSES	40,150.00	8,595.00	31,555.43	21.4%	205.00	1.24%
403-591-531-30521	OPERATING SUPPLIES	298.00	160.00	138.35	53.6%	118.00	13.15%
403-591-531-30522	OPERATING SUPPLIES - UNIFORMS	17,539.00	3,552.00	13,986.55	20.3%	3,434.00	19.58%
403-591-531-60635	STREET LIGHTS	30,000.00	-	30,000.00	0	-	0
403-591-531-60636	SIGNALIZATION	45,000.00	1,653.00	43,347.50	3.7%	-	0
403-591-531-60646	EQUIPMENT - FIBER OPTIC SYSTEM	-	-	-	0	45,235.00	30.17%
403-591-531-70731	HONEYWELL LOAN PRINCIPAL	82,161.00	-	82,161.00	0	44,992.00	49.47%
403-591-531-70732	HONEYWELL LOAN INTEREST	2,871.00	-	2,871.00	0	4,019.00	56.72%
403-591-531-70733	BUCKET TRUCKS LOAN PRINCIPAL	100,045.00	-	100,045.00	0	-	0
403-591-531-70734	BUCKET TRUCK LOAN INTEREST	3,936.00	-	3,936.00	0	-	0
	TOTAL ELECTRIC DISTRIBUTION	965,565.00	166,383.00	799,183.93	17.0%	236,921.00	20.00%
	ELECTRIC WAREHOUSE						
403-502-531-10120	REGULAR SALARIES & WAGES	40,000.00	7,534.00	32,466.30	18.8%	7,343.00	19.98%
403-502-531-10140	OVERTIME	1,700.00	257.00	1,442.99	15.1%	290.00	16.76%
403-502-531-10210	FICA TAXES	3,190.00	524.00	2,665.62	16.4%	524.00	19.72%
403-502-531-10220	RETIREMENT CONTRIBUTIONS	5,004.00	865.00	4,138.96	17.3%	881.00	21.45%
403-502-531-10230	LIFE & HEALTH INSURANCE	6,755.00	1,809.00	4,945.95	26.8%	1,518.00	21.21%
403-502-531-30430	UTILITIES	2,903.00	649.00	2,254.26	22.3%	272.00	8.00%
403-502-531-30461	R/M-OFFICE EQUIPMENT	149.00	-	149.00	0	-	0
403-502-531-30462	REPAIR & MAINT - EQUIP AND TOO	3,500.00	-	3,500.00	0	134.00	4.46%
403-502-531-30463	REPAIR & MAINT - BLDG AND GROU	1,185.00	90.00	1,095.03	7.6%	-	0
403-502-531-30490	BANK CHARGES	1,000.00	-	1,000.00	0	-	0
403-502-531-30491	OTHER OPERATING EXPENSE	300.00	72.00	228.22	23.9%	307.00	34.08%
403-502-531-30521	OPERATING SUPPLIES	1,411.00	-	1,411.00	0	357.00	16.89%
403-502-531-30522	OPERATING SUPPLIES - UNIFORMS	723.00	131.00	592.34	18.1%	138.00	19.06%
	TOTAL ELECTRIC WAREHOUSE	67,820.00	11,931.00	55,889.67	18.0%	11,764.00	18.00%

CITY OF QUINCY, FL
STATEMENT OF OPERATING EXPENSES FOR THE THREE (3) MONTHS ENDED DECEMBER 31, 2022

G/L ACCT #	ACCOUNT DESCRIPTION	FY 2023 OPERATING BUDGET	FY 2023 3 MONTHS YTD OPERATING ACTUAL	FY 2023 OPERATING BUDGET BALANCE	FY 2023 3 MONTHS YTD OPERATING 25.0%	FY 2022 3 MONTHS YTD OPERATING ACTUAL	YTD% 2022
	LINE CLEARING- ELECTRIC						
403-539-531-10120	REGULAR SALARIES & WAGES - LIN	192,368.00	36,072.00	156,295.95	18.8%	34,596.00	19.87%
403-539-531-10140	OVERTIME - LINE CLEARING CREW	30,000.00	4,718.00	25,281.83	15.7%	6,772.00	25.20%
403-539-531-10210	FICA TAXES - LINE CLEARING CRE	17,011.00	2,920.00	14,091.13	17.2%	3,008.00	20.63%
403-539-531-10220	RETIREMENT CONTRIBUTIONS - LIN	26,684.00	3,949.00	22,734.69	14.8%	3,904.00	21.16%
403-539-531-10230	LIFE & HEALTH INS - LINE CLEAR	36,024.00	9,191.00	26,833.31	25.5%	7,671.00	22.54%
403-539-531-30343	PROFESSIONAL SERVICES	55,000.00	9,358.00	45,641.94	17.0%	7,691.00	14.60%
403-539-531-30469	CONTRACTUAL SRVC TREE TRIMMING	160,000.00	-	160,000.00	0	38,261.00	29.82%
403-539-531-60610	ELECTRIC REBUILD - MUTUAL AID	132,500.00	-	132,500.00	0	-	0
403-539-531-70191	H-M LOAN CCB 3M '19 PRINCIPAL	-	-	-	0	631,458.00	64.25%
403-539-531-70192	H-M LOAN CCB 3M '19 INT	-	-	-	0	24,814.00	99.25%
	TOTAL LINE CLEARING	649,587.00	66,208.00	583,378.85	10.0%	758,175.00	52.00%
	TOTAL ELECTRIC FUND	17,751,171.00	4,089,950.00	13,661,226.06	23.0%	4,246,662.00	25.00%
	WATER ADMINISTRATION						
404-520-533-10110	EXE SALARIES & WAGES	14,797.00	3,238.00	11,558.56	21.9%	3,191.00	17.16%
404-520-533-10120	REGULAR SALARIES & WAGES	72,602.00	16,496.00	56,105.52	22.7%	15,451.00	20.24%
404-520-533-10140	OVERTIME	3,659.00	1,799.00	1,859.61	49.2%	761.00	16.70%
404-520-533-10210	FICA TAXES	6,966.00	1,522.00	5,443.74	21.9%	1,377.00	19.61%
404-520-533-10220	RETIREMENT CONTRIBUTIONS	10,927.00	2,214.00	8,712.92	20.3%	2,237.00	19.94%
404-520-533-10230	LIFE & HEALTH INSURANCE	14,751.00	5,478.00	9,273.18	37.1%	3,717.00	19.05%
404-520-533-30320	ACCOUNTING & AUDITING SERVICES	12,154.00	-	12,154.00	0	-	0
404-520-533-30341	CONTRACTUAL SERVICES	7,288.00	1,089.00	6,198.73	14.9%	79.00	0.42%
404-520-533-30343	PROFESSIONAL SERVICES	1,675.00	90.00	1,585.00	5.4%	-	0
404-520-533-30390	CONTINGENCY	28,237.00	-	28,237.00	0	-	0
404-520-533-30402	TRAVEL EXPENSE	200.00	-	200.00	0	-	0
404-520-533-30404	OIL & GREASE	100.00	-	100.00	0	-	0
404-520-533-30405	TIRES	400.00	-	400.00	0	-	0
404-520-533-30410	TELEPHONE	1,450.00	303.00	1,146.78	20.9%	262.00	16.86%
404-520-533-30440	RENTALS & LEASES	553.00	-	553.00	0	123.00	22.28%

CITY OF QUINCY, FL
STATEMENT OF OPERATING EXPENSES FOR THE THREE (3) MONTHS ENDED DECEMBER 31, 2022

G/L ACCT #	ACCOUNT DESCRIPTION	FY 2023 OPERATING BUDGET	FY 2023 3 MONTHS YTD OPERATING ACTUAL	FY 2023 OPERATING BUDGET BALANCE	FY 2023 3 MONTHS YTD OPERATING 25.0%	FY 2023 3 MONTHS YTD OPERATING ACTUAL	FY 2023 3 MONTHS YTD OPERATING ACTUAL	YTD% 2022
404-520-533-30451	INSURANCE - PROPERTY LIABILITY	64,075.00	31,105.00	32,969.57	48.5 %	12,181.00	12,181.00	24.80 %
404-520-533-30465	COPIER REPAIRS	2,000.00	-	2,000.00	0	-	-	0
404-520-533-30490	BANK CHARGES	1,000.00	-	1,000.00	0	15.00	15.00	1.39 %
404-520-533-30491	OTHER OPERATING EXPENSE	2,000.00	710.00	1,290.03	35.5 %	950.00	950.00	26.25 %
404-520-533-30493	TRAINING	1,000.00	-	1,000.00	0	-	-	0
404-520-533-30501	PERMITS & FEES	87.00	-	87.00	0	-	-	0
404-520-533-30511	OFFICE SUPPLIES	208.00	-	208.00	0	-	-	0
404-520-533-30521	OPERATING SUPPLIES	300.00	-	300.00	0	-	-	0
404-520-533-30522	OPERATING SUPPLIES - UNIFORMS	1,339.00	48.00	1,290.63	3.6 %	46.00	46.00	18.24 %
404-520-533-31000	OTHER OPERATING EXP - IT SUPPO	9,500.00	2,375.00	7,124.99	25.0 %	2,100.00	2,100.00	25.00 %
404-520-533-70031	2020A BOND SERVICE PRINCIPAL	101,179.00	50,329.00	50,849.98	49.7 %	49,303.00	49,303.00	49.74 %
404-520-533-70032	2020A BOND DEBT SERVICE INTERE	16,292.00	8,406.00	7,886.13	51.6 %	9,432.00	9,432.00	51.39 %
404-520-533-70111	2020B BOND DEBT SERVICE PRINCI	-	-	-	0	13,705.00	13,705.00	100.00 %
404-520-533-70112	2020B BOND DEBT SERVICE INTERE	-	-	-	0	10,822.00	10,822.00	100.00 %
404-520-533-70113	2021 BOND DEBT SERVICE PRINCIP	30,123.00	15,000.00	15,123.46	49.8 %	-	-	0
404-520-533-70114	2021 BOND DEBT SERVICE INTERES	8,718.00	4,421.00	4,297.00	50.7 %	-	-	0
404-520-533-70710	SRL DRNK WTR 200601 PRIN	156,741.00	12,433.00	144,308.22	7.9 %	119,554.00	119,554.00	49.42 %
404-520-533-70720	DRK WTR SRL 200601 INT	3,740.00	385.00	3,355.48	10.3 %	8,964.00	8,964.00	59.19 %
404-520-533-70722	2020C FDEP BBT PRINCIPAL	147,119.00	73,173.00	73,945.69	49.7 %	71,653.00	71,653.00	49.73 %
404-520-533-70723	2020C FDEP BBT INTEREST	35,388.00	18,042.00	17,346.24	51.0 %	19,562.00	19,562.00	50.98 %
404-520-533-70731	HONEYWELL LOAN PRINCIPAL	25,675.00	-	25,675.00	0	14,060.00	14,060.00	49.47 %
404-520-533-70732	HONEYWELL LOAN INTEREST	897.00	-	897.00	0	1,256.00	1,256.00	56.72 %
404-520-533-90990	TRANSFER OF PROFIT	413,685.00	103,421.00	310,263.75	25.0 %	184,232.00	184,232.00	26.24 %
404-520-533-90991	TRANSFER TO REFUSE	5,883.00	-	5,883.00	0	4,543.00	4,543.00	77.21 %
404-520-533-91000	BUSINESS ACTIVITY SHARED EXP	98,555.00	24,639.00	73,916.24	25.0 %	21,832.00	21,832.00	24.99 %
	TOTAL WATER ADM	1,301,263.00	376,716.00	924,545.45	29.0-%	571,408.00	571,408.00	34.00-%
	WATER TREATMENT							
404-530-533-30341	CONTRACTUAL SERVICES	382,000.00	92,118.00	289,881.65	24.1 %	113,567.00	113,567.00	32.95 %
404-530-533-30430	UTILITIES	85,500.00	25,185.00	60,315.21	29.5 %	15,464.00	15,464.00	13.35 %
404-530-533-30466	REPAIR & MAINTENANCE - PLANT	2,000.00	-	2,000.00	0	-	-	0
404-530-533-30469	REPAIR & MAINT RESERVOIRS	2,600.00	-	2,600.00	0	-	-	0
404-530-533-60644	EQUIPMENT	30,000.00	-	30,000.00	0	-	-	0
	TOTAL WATER TREATMENT	502,100.00	117,303.00	384,796.86	23.0-%	129,031.00	129,031.00	26.00-%

CITY OF QUINCY, FL
STATEMENT OF OPERATING EXPENSES FOR THE THREE (3) MONTHS ENDED DECEMBER 31, 2022

G/L ACCT #	ACCOUNT DESCRIPTION	FY 2023 OPERATING BUDGET	FY 2023 3 MONTHS YTD OPERATING ACTUAL	FY 2023 OPERATING BUDGET BALANCE	FY 2023 3 MONTHS YTD OPERATING 25.0%	FY 2022 3 MONTHS YTD OPERATING ACTUAL	YTD% 2022
	WATER DISTRIBUTION						
404-539-533-10120	REGULAR SALARIES & WAGES	82,000.00	18,554.00	63,445.66	22.6%	15,858.00	18.86%
404-539-533-10140	OVERTIME	7,000.00	1,871.00	5,129.16	26.7%	675.00	9.06%
404-539-533-10210	FICA TAXES	6,809.00	1,427.00	5,382.49	21.0%	1,160.00	16.92%
404-539-533-10220	RETIREMENT CONTRIBUTIONS	10,680.00	1,895.00	8,785.49	17.7%	1,860.00	18.78%
404-539-533-10230	LIFE & HEALTH INSURANCE	14,418.00	6,258.00	8,159.69	43.4%	4,971.00	20.57%
404-539-533-30403	GASOLINE & DIESEL	2,000.00	-	2,000.00	0	-	0
404-539-533-30404	OIL & GREASE	400.00	-	400.00	0	-	0
404-539-533-30405	TIRES	1,200.00	26.00	1,173.75	2.2%	-	0
404-539-533-30406	AUTO PARTS	1,100.00	281.00	819.41	25.5%	-	0
404-539-533-30407	VEHICLE REPAIRS-PARTS AND LABO	1,207.00	-	1,207.00	0	-	0
404-539-533-30462	REPAIR & MAINT- EQUIPMENT & TO	815.00	162.00	653.39	19.8%	-	0
404-539-533-30467	REPAIR & MAINT.-MAINS & LINES	20,600.00	3,945.00	16,655.00	19.2%	316.00	19.75%
404-539-533-30468	REPAIR & MAINT.- SERVICES	2,700.00	-	2,700.00	0	-	0
404-539-533-30491	OTHER OPERATING EXPENSE	304.00	-	304.00	0	19.00	5.17%
404-539-533-30521	OPERATING SUPPLIES	500.00	-	500.00	0	-	0
404-539-533-30522	OPERATING SUPPLIES - UNIFORMS	2,000.00	435.00	1,564.69	21.8%	414.00	16.62%
404-539-533-60646	EQUIPMENT FIBER OPTIC SYSTEM U	-	-	-	0	9,635.00	30.17%
	TOTAL WATER DISTRIBUTION	153,733.00	34,854.00	118,879.73	23.0%	34,908.00	20.00%
	TOTAL WATER FUND	1,957,096.00	528,873.00	1,428,222.04	27.0%	735,347.00	31.00%
	GAS ADMINISTRATION						
405-520-532-10110	EXE SALARIES & WAGES	20,000.00	3,238.00	16,761.54	16.2%	3,191.00	16.24%
405-520-532-10120	REGULAR SALARIES & WAGES	24,000.00	5,288.00	18,711.73	22.0%	4,537.00	20.28%
405-520-532-10140	OVERTIME	2,000.00	-	2,000.00	0	303.00	18.09%
405-520-532-10210	FICA TAXES	3,519.00	630.00	2,888.55	17.9%	593.00	18.96%
405-520-532-10220	RETIREMENT CONTRIBUTIONS	5,520.00	985.00	4,535.10	17.8%	927.00	19.41%
405-520-532-10230	LIFE & HEALTH INSURANCE	7,452.00	1,339.00	6,113.30	18.0%	1,019.00	20.94%
405-520-532-30320	ACCOUNTING & AUDITING SERVICES	12,117.00	-	12,117.00	0	-	0
405-520-532-30341	CONTRACTUAL SERVICES	9,075.00	99.00	8,976.19	1.1%	79.00	0.99%
405-520-532-30343	PROFESSIONAL SERVICES	8,200.00	-	8,200.00	0	-	0
405-520-532-30380	PURCHASED GAS	1,300,000.00	330,698.00	969,302.35	25.4%	226,726.00	18.31%
405-520-532-30402	TRAVEL EXPENSE	200.00	-	200.00	0	-	0
405-520-532-30403	GAS & DIESEL	500.00	-	500.00	0	-	0
405-520-532-30404	OIL & GREASE	100.00	-	100.00	0	-	0
405-520-532-30405	TIRES	100.00	-	100.00	0	-	0
405-520-532-30410	TELEPHONE EXPENSE	2,700.00	303.00	2,396.84	11.2%	477.00	19.66%

CITY OF QUINCY, FL
STATEMENT OF OPERATING EXPENSES FOR THE THREE (3) MONTHS ENDED DECEMBER 31, 2022

G/L_ACCT #	ACCOUNT DESCRIPTION	FY 2023 OPERATING BUDGET	FY 2023 3 MONTHS YTD OPERATING ACTUAL	FY 2023 OPERATING BUDGET BALANCE	FY 2023 3 MONTHS YTD OPERATING 25.0%	FY 2022 3 MONTHS YTD OPERATING ACTUAL	YTD% 2022
405-520-532-30440	RENTALS/LEASES	400.00	-	400.00	0	123.00	22.28 %
405-520-532-30451	INSURANCE - PROPERTY LIABILITY	38,000.00	19,441.00	18,559.11	51.2 %	7,613.00	23.59 %
405-520-532-30465	COPIER REPAIRS	2,000.00	-	2,000.00	0	-	0
405-520-532-30490	BANK CHARGES	1,000.00	-	1,000.00	0	-	0
405-520-532-30491	OTHER OPERATING EXPENSE	1,400.00	665.00	735.12	47.5 %	950.00	24.87 %
405-520-532-30493	TRAINING	2,400.00	-	2,400.00	0	-	0
405-520-532-30511	OFFICE SUPPLIES	400.00	-	400.00	0	-	0
405-520-532-30521	OPERATING SUPPLIES	1,000.00	385.00	614.84	38.5 %	-	0
405-520-532-30522	OPERATING SUPPLIES - UNIFORMS	280.00	48.00	231.63	17.3 %	46.00	16.41 %
405-520-532-30580	TAXES-STATE ASSESSMENT	2,000.00	-	2,000.00	0	-	0
405-520-532-31000	OTHER OPERATING EXP - IT SUPPO	9,500.00	2,375.00	7,124.99	25.0 %	2,100.00	25.00 %
405-520-532-70111	2020B BOND DEBT SERVICE PRINCI	-	-	-	0	13,705.00	100.00 %
405-520-532-70112	2020B BOND DEBT SERVICE INTERE	-	-	-	0	10,822.00	100.00 %
405-520-532-70113	2021 BOND DEBT SERVICE PRINCIP	30,123.00	15,000.00	15,123.46	49.8 %	-	0
405-520-532-70114	2021 BOND DEBT SERVICE INTERES	8,718.00	4,421.00	4,297.00	50.7 %	-	0
405-520-532-90990	TRANSFER OF PROFIT	142,550.00	35,638.00	106,912.49	25.0 %	104,416.00	25.85 %
405-520-532-91000	BUSINESS ACTIVITY SHARED EXP	65,079.00	16,270.00	48,809.25	25.0 %	14,417.00	25.00 %
	TOTAL GAS ADM	1,700,333.00	436,823.00	1,263,510.49	26.0%	392,044.00	20.00%
	GAS DISTRIBUTION						
405-561-532-10120	REGULAR SALARIES & WAGES	165,400.00	33,181.00	132,219.35	20.1 %	35,217.00	20.18 %
405-561-532-10140	OVERTIME	3,500.00	689.00	2,810.96	19.7 %	278.00	4.57 %
405-561-532-10210	FICA TAXES	12,921.00	2,509.00	10,412.36	19.4 %	2,659.00	20.38 %
405-561-532-10220	RETIREMENT CONTRIBUTIONS	20,268.00	3,658.00	16,610.39	18.0 %	4,214.00	21.36 %
405-561-532-10230	LIFE & HEALTH INSURANCE	27,362.00	5,063.00	22,298.63	18.5 %	4,767.00	19.86 %
405-561-532-30403	GASOLINE & DIESEL	3,500.00	300.00	3,199.80	8.6 %	503.00	13.44 %
405-561-532-30404	OIL & GREASE	290.00	-	290.00	0	-	0
405-561-532-30405	TIRES	783.00	170.00	613.04	21.7 %	-	0
405-561-532-30406	VEHICLE PARTS	2,400.00	123.00	2,277.35	5.1 %	1,560.00	52.34 %
405-561-532-30407	VEHICLE REPAIR PARTS AND LABO	500.00	-	500.00	0	-	0
405-561-532-30430	UTILITIES	1,400.00	248.00	1,152.16	17.7 %	124.00	5.77 %
405-561-532-30462	REPAIR & MAINT-EQUIPMENT & TOO	364.00	136.00	227.67	37.5 %	22.00	6.03 %
405-561-532-30467	MAINT. OF MAINS & LINES - GAS	8,001.00	-	8,001.00	0	-	0
405-561-532-30468	MAINTENANCE OF SERVICES - GAS	4,348.00	-	4,348.00	0	-	0
405-561-532-30491	OTHER OPERATING EXPENSE	29.00	-	29.49	0	4.00	1.34 %
405-561-532-30520	OPER SUPP-WATER HEATERS	500.00	-	500.00	0	-	0
405-561-532-30521	OPERATING SUPPLIES	181.00	-	181.00	0	13.00	7.44 %

CITY OF QUINCY, FL
STATEMENT OF OPERATING EXPENSES FOR THE THREE (3) MONTHS ENDED DECEMBER 31, 2022

G/L ACCT #	ACCOUNT DESCRIPTION	FY 2023 OPERATING BUDGET	FY 2023 3 MONTHS YTD OPERATING ACTUAL	FY 2023 OPERATING BUDGET BALANCE	FY 2023 3 MONTHS YTD OPERATING 25.0%	FY 2022 3 MONTHS OPERATING ACTUAL	YTD% 2022
405-561-532-30522	OPERATING SUPPLIES - UNIFORMS	2,486.00	498.00	1,987.92	20.0%	460.00	18.48%
405-561-532-60644	EQUIPMENT	75,289.00	-	75,288.51	0	-	0
405-561-532-60646	EQUIPMENT - FIBER OPTIC SYSTEM	-	-	-	0	9,635.00	30.17%
	TOTAL GAS DISTRIBUTION	329,522.00	46,575.00	282,947.63	14.0-%	59,456.00	21.00-%
	TOTAL GAS FUND	2,029,855.00	483,398.00	1,546,458.12	24.0-%	451,500.00	20.00-%
	REFUSE ADMINISTRATION						
406-410-539-30320	ACCOUNTING & AUDITING SERVICES	12,154.00	-	12,154.00	0	-	0
406-410-539-30443	RESIDENTIAL REFUSE	577,072.00	127,369.00	449,702.51	22.1%	57,756.00	8.30%
406-410-539-30451	INSURANCE - PROPERTY LIABILITY	32,500.00	15,553.00	16,947.29	47.9%	6,091.00	24.85%
406-410-539-30480	YARD/SOLID WASTE TIPPING FEES	95,000.00	14,968.00	80,032.23	15.8%	15,450.00	15.34%
406-410-539-30490	BANK CHARGES	1,000.00	16.00	984.32	1.6%	-	0
406-410-539-30491	Other Operating Expense	-	-	-	0	234.00	27.81%
406-410-539-31000	OTHER OPERATING EXP - IT SUPPO	9,500.00	2,375.00	7,124.99	25.0%	-	0
406-410-539-31443	COMMERCIAL REFUSE	496,683.00	109,122.00	387,560.57	22.0%	51,105.00	8.71%
406-410-539-90000	TRANSFER TO LANDFILL	-	-	-	0	2,966.00	25.00%
406-410-539-90990	TRANSFER PROFITS TO GF	209,670.00	52,418.00	157,252.50	25.0%	22,418.00	56.50%
406-410-539-91000	BUSINESS ACTIVITY SHARED EXP	65,104.00	16,276.00	48,828.01	25.0%	14,422.00	24.99%
	TOTAL REFUSE FUND	1,498,683.00	338,097.00	1,160,586.42	23.0-%	170,442.00	11.00-%
	LANDFILL OPERATIONS						
407-422-536-10120	REGULAR SALARIES & WAGES	56,000.00	8,703.00	47,296.87	15.5%	11,519.00	17.38%
407-422-536-10140	OVERTIME	1,000.00	201.00	798.53	20.1%	222.00	19.68%
407-422-536-10210	FICA TAXES	4,361.00	639.00	3,721.75	14.7%	853.00	19.01%
407-422-536-10220	RETIREMENT CONTRIBUTIONS	6,840.00	1,009.00	5,830.69	14.8%	1,382.00	18.21%
407-422-536-10230	LIFE & HEALTH INSURANCE	9,234.00	1,772.00	7,461.61	19.2%	2,005.00	13.00%
407-422-536-30341	CONTRACTUAL SERVICES	6,000.00	-	6,000.00	0	1,800.00	25.71%
407-422-536-30346	MONITORING FEES	42,235.00	-	42,235.00	0	26,157.00	95.44%
407-422-536-30430	UTILITIES	900.00	151.00	749.32	16.7%	81.00	7.95%
407-422-536-30462	REPAIR & MAINT-EQUIPMENT & TOO	557.00	-	557.00	0	-	0
407-422-536-30463	REPAIR & MAINT.-BUILDINGS & GR	2,750.00	47.00	2,703.44	1.7%	106.00	4.32%
407-422-536-30490	BANK CHARGES	1,000.00	-	1,000.00	0	-	0
407-422-536-30491	OTHER OPERATING EXPENSE	1,300.00	16.00	1,284.32	1.2%	278.00	16.49%
407-422-536-30493	TRAINING	700.00	-	700.00	0	-	0
407-422-536-31000	OTHER OPERATING EXP - IT SUPPO	9,500.00	2,375.00	7,124.99	25.0%	-	0
407-422-536-90990	TRANSFER PROFIT	-	-	-	0	251.00	4.67%
407-422-536-91000	BUSINESS ACTIVITY SHARED EXP	6,221.00	1,555.00	4,665.74	25.0%	1,378.00	24.99%
	TOTAL LANDFILL FUND	148,598.00	16,468.00	132,129.26	11.0-%	46,032.00	28.00-%

CITY OF QUINCY, FL
STATEMENT OF OPERATING EXPENSES FOR THE THREE (3) MONTHS ENDED DECEMBER 31, 2022

G/L_ACCT #	ACCOUNT DESCRIPTION	FY 2023 OPERATING BUDGET	FY 2023 3 MONTHS YTD OPERATING ACTUAL	FY 2023 OPERATING BUDGET BALANCE	FY 2023 3 MONTHS YTD OPERATING 25.0%	FY 2022 3 MONTHS YTD OPERATING ACTUAL	YTD% 2022
	TELECOMMUNICATIONS						
508-539-539-30341	CONTRACTUAL SERVICES	-	74.00	(74.00)	0	9,205.00	10.07 %
508-539-539-30343	PROFESSIONAL SERVICES	150,000.00	243.00	149,757.00	0.2	-	0
508-539-539-30360	ADMINISTRATIVE SERVICES	5,000.00	-	5,000.00	0	-	0
508-539-539-30403	GAS & DIESEL	500.00	-	500.00	0	146.00	28.72 %
508-539-539-30410	TELEPHONE	14,000.00	2,678.00	11,321.52	19.1 %	932.00	6.65 %
508-539-539-30430	UTILITIES	7,000.00	1,052.00	5,947.95	15.0 %	741.00	8.45 %
508-539-539-30490	BANK CHARGES	1,000.00	-	1,000.00	0	-	0
508-539-539-30491	OTHER OPERATING EXPENSES	6,500.00	2,975.00	3,524.79	45.8 %	956.00	9.41 %
508-539-539-60644	EQUIPMENT	7,988.00	-	7,988.00	0	(3,000.00)	17.23-%
	TOTAL TELECOMMUNICATIONS	191,988.00	7,022.00	184,965.26	4.0-%	8,980.00	6.00-%
	TOTAL ENTERPRISE FUND	26,431,867.00	6,093,824.76	20,338,044.23	23.0-%	9,986,464.58	24.00-%
	TOTAL ALL FUNDS	38,752,074.00	8,982,670.81	29,772,046.41	23.2%	12,431,117.58	22.00-%

DEBT SERVICE COVERAGE REPORT

AS OF DECEMBER 31, 2022

CITY OF QUINCY, FL
DEBT SERVICE COVERAGE RATIO AS OF DECEMBER 31, 2022

	THREE MONTHS YTD ACTUAL
REVENUES	
Governmental	\$3,889,149
Enterprise	6,146,934
Total Revenues	\$10,036,083
EXPENDITURES	
Personnel	\$2,104,988
Contractual Services	456,202
Professional Services	38,691
Purchased Electric	2,162,473
Purchased Gas	330,698
Reserves/ Perks & Facilities	2,408
Gas, Oil & Grease, Tires, Auto Parts & Repair	47,505
Telephone	34,027
Utilities	93,742
Commercial & Residential Refuse	236,491
Insurance - Property Liability	463,931
Repair & Maintenance	35,043
Yard Tipping Cost	14,968
Other Operating Expenses	90,207
Training & Software	28,408
Office Supplies & Operations	4,731
Operating Materials& Supplies	61,162
Uniforms	55,553
Athletic Equipment	17,040
Dues, Publications, Subscriptions & Memberships	22,738
Economic Environment & Development	329,224
Other Operating Expenses - IT Support	47,997
CRA Operations & Projects	87,893
Aid to Private Organizations	51,000
Transfers	1,371,920
Business Activity - Enterprise	190,050
Total Expenditures	8,379,091
MODIFIED OPERATING INCOME	\$1,656,992
TOTAL DEBT SERVICE	\$587,341
DEBT SERVICE COVERAGE RATIO	2.82

GRANT REPORT
FOR THE THREE MONTHS ENDED DECEMBER 31, 2022

**CITY OF QUINCY, FL
GRANT REPORT FOR DECEMBER 2022
BUDGET VS ACTUAL**

ACCOUNT_#	ACCOUNT DESCRIPTION	ADJUSTED_BUDGET 2023	MONTHS_YTD 2023	OVER_(UNDER) ADJUSTED_BUDGET	YTD_%
	CLEAN WATER SOLAR ARRAY GRANT				
	CLEAN WATER SOLAR ARRAY REVS				
402-381-39000	CLEAN WATER SRL GRANT	\$ 844,105.00	\$ -	\$ 844,105.00	0%
	TOTAL CLEAN WTR SLR ARRAY REVS	\$ 844,105.00	\$ -	\$ 844,105.00	0%
	CLEAN WATER SOLAR ARRAY EXP				
402-531-535-80830	CLEAN WATER SOLAR ARRAY GRANT	\$ 844,105.00	\$ -	\$ 844,105.00	0%
	TOTAL CLEAN WTR SLR ARRAY EXP	\$ 844,105.00	\$ -	\$ 844,105.00	0%
	WALMART GRANT (POLICE)				
	WALMART GRANT (POLICE) REVS				
001-366-00521	WALMART GRANT - POLICE	\$ 7,250.00	\$ 7,250.00	\$ -	100%
	TOTAL WALMART GRT (POLICE) REV	\$ 7,250.00	\$ 7,250.00	\$ -	100%
	WALMART GRANT (POLICE) EXP				
001-220-521-80835	WALMART GRANT - JOB 106	\$ 7,250.00	\$ 7,250.00	\$ -	100%
	TOTAL WALMART GRT (POLICE) EXP	\$ 7,250.00	\$ 7,250.00	\$ -	100%
	SCOP S STEWART PHASE I GRANT				
	SCOP S STEWART PHS I GRANT REV				
001-334-49000	State Grant - Transportation	\$ 47,254.00	\$ 2,787.00	\$ 44,467.00	10%
	TOTAL SCOP S STEWART PHS I REV	\$ 47,254.00	\$ 2,787.00	\$ 44,467.00	10%
	SCOP S STEWART PHS I GRANT EXP				
001-430-541-80831	SCOP S STEWART ST PHASE I - JO	\$ 47,254.00	\$ 2,787.00	\$ 44,467.00	10%
	TOTAL SCOP S STEWART PHS I EXP	\$ 47,254.00	\$ 2,787.00	\$ 44,467.00	10%

**CITY OF QUINCY, FL
GRANT REPORT FOR DECEMBER 2022
BUDGET VS ACTUAL**

	DEM HAZARD MITIGATION GRANT											
	DEM HAZARD MITIGATION GRT REV											
402-331-32000	DEM HAZARD MITIGATION GRANT	\$	35,979.00	\$	-	\$	35,979.00					0%
404-331-32000	DEM HAZARD MITIGATION GRANT	\$	35,979.00	\$	-	\$	35,979.00					0%
	TOTAL DEM HAZ MITIGATION REV	\$	71,958.00	\$	-	\$	71,958.00					0%
	DEM HAZARD MITIGATION GRT EXP											
402-531-535-80832	DEM HAZARD MITIGATION GRANT -	\$	35,979.00	\$	-	\$	35,979.00					0%
404-530-533-80832	DEM HAZARD MITIGATION GRANT -	\$	35,979.00	\$	-	\$	35,979.00					0%
	TOTAL DEM HAZ MITIGATION EXP	\$	71,958.00	\$	-	\$	71,958.00					0%
	AMERICAN RESCUE PLAN ACT GRANT											
	AMERICAN RESCUE PLAN GRANT	\$	692,782.00	\$	6,613.00	\$	686,169.50					1%
403-331-33000	AMERICAN RESCUE PLAN ACT GRANT	\$	44,500.00	\$	300.00	\$	44,200.00					1%
	TOTAL AMER. RESCUE PLAN REVS	\$	737,282.00	\$	6,913.00	\$	730,369.50					1%
	AMERICAN RESCUE PLAN ACT GRANT											
001-430-541-80833	AMERICAN RESCUE PLAN ACT GRANT	\$	692,782.00	\$	6,613.00	\$	686,169.50					1%
403-520-531-80833	AMERICAN RESCUE PLAN ACT GRANT	\$	44,500.00	\$	300.00	\$	44,200.00					1%
	TOTAL AMER. RESCUE PLAN EXPS	\$	737,282.00	\$	6,913.00	\$	730,369.50					1%
	SOAR GRANT											
	SOAR GRANT REVS											
001-366-10018	SOAR - STUDENTS WITH OPP TO AC	\$	24,313.00	\$	14,131.00	\$	10,182.30					58%
	TOTAL SOAR GRANT REVS	\$	24,313.00	\$	14,131.00	\$	10,182.30					58%
	SOAR GRANT EXP											
001-001-519-80834	SOAR GRANT - JOB 126	\$	24,313.00	\$	14,131.00	\$	10,182.30					58%
	TOTAL SOAR GRANT EXP	\$	24,313.00	\$	14,131.00	\$	10,182.30					58%

**CITY OF QUINCY, FL
GRANT REPORT FOR DECEMBER 2022
BUDGET VS ACTUAL**

	HOMETOWN REVITALIZATION GRANT												
	HOMETOWN REVITAL. GRANT REV												
002-334-90000	GRANT PROCEEDS	\$	2,949,428.00	\$	-	\$	2,949,428.00						0%
	TOTAL HOMETOWN REVITAL. REVS	\$	2,949,428.00	\$	-	\$	2,949,428.00						0%
	HOMETOWN REVITAL. GRANT EXP												
002-250-552-80836	HOMETOWN REVITALIZATION GRANT	\$	2,949,428.00	\$	-	\$	2,949,428.00						0%
	TOTAL HOMETOWN REVITAL. EXP	\$	2,949,428.00	\$	-	\$	2,949,428.00						0%
	FIREHOUSE SUB PUB. SAFETY GRNT												
	FIREHOUSE SUB PUB. SAFETY REVS												
001-366-10019	FIREHOUSE SUBS PUBLIC SAFETY G	\$	37,575.00	\$	-	\$	37,575.00						0%
	TOTAL FIREHOUSE SUBS REVS	\$	37,575.00	\$	-	\$	37,575.00						0%
	FIREHOUSE SUB PUB SAFETY EXP												
001-230-522-80837	FIREHOUSE SUBS PUBLIC SAFETY G	\$	37,575.00	\$	-	\$	37,575.00						0%
	TOTAL FIREHOUSE SUBS GRANT EXP	\$	37,575.00	\$	-	\$	37,575.00						0%
	TOTAL GRANT REVENUES	\$	4,719,165.00	\$	31,081.00	\$	4,688,084.80						
	TOTAL GRANT EXPENSES	\$	4,719,165.00	\$	31,081.00	\$	4,688,084.80						

UTILITY BILLING REPORT

AS OF DECEMBER 31, 2022

City of Quincy, Florida
Billing Statistics for the Month of December, 2022
Cycle 1

	FY 2023	FY 2022	
Month of November	12/6/2022	12/6/2021	Variance
No. of Bills	2,254	2,265	(11)
No. Bills Estimated	79	34	45
Consumption	6,443,268	8,419,259	(1,975,991)
Fuel Adjustment Rate	0.023000	0.027500	(0.0005)
Fuel Adjustment	\$142,935	\$224,432	(\$81,497)
Services Billed	\$998,531	\$1,127,763	(\$129,231)

Comments: The month of December 2022 resulted in a decrease of 11 accounts, decreased consumption of 1,975,991 and decreased revenue of \$129,231, when compared to December 2021.

The total number of residential customers for cycles 1 & 2: 3,982
The total number of commercial customers for cycles 1 & 2: 791

Prepared by Donna Reeves, Utility Billing Specialist

City of Quincy, Florida
Billing Statistics for the Month of December, 2022
Cycle 2

FY 2023	FY 2022	
12/22/2022	12/22/2021	Variance

Month of October

No. of Bills	2,505	2,470	35
No. Bills Estimated	60	11	49
Consumption	2,309,792	2,749,416	(439,624)
Fuel Adjustment Rate	0.022400	0.029000	(0.007)
Fuel Adjustment	48,516	69,437	\$ (20,920.77)
Services Billed	\$445,315	\$487,676	(\$42,361)

Comments: The month of December 2022 resulted in an increase of 35 accounts, decreased consumption of 439,624 and decreased revenue of \$42,361, when compared to December 2021.

The total number of residential customers for cycles 1 & 2: 3,982
The total number of commercial customers for cycles 1 & 2: 791

Prepared by Donna Reeves, Utility Billing Specialist

**ELECTRIC REVENUE PRIOR YEAR ANALYSIS AS
OF DECEMBER 31, 2022**

- **PRIOR YEAR**
- **BUDGET VS ACTUAL**

City of Quincy, Florida
Electric Revenue Prior Year Variance
For the The Months Ended December 2022

Account Number	Description	FY2023 Dec	FY2022 Dec	Variance
403-331-33000	AMERICAN RESCUE PLAN ACT GRAN	300	\$461,000	(\$460,700)
403-343-11000	RESIDENTIAL SALES	1,317,322	\$1,316,729	\$593
403-343-12000	COMMERCIAL SALES	1,987,262	\$1,881,773	\$105,489
403-343-13000	INDUSTRIAL SALES	460,845	\$437,736	\$23,108
403-343-14000	STREET LIGHTING SALES	13,817	\$26,464	(\$12,646)
403-343-15000	INTERDEPARTMENTAL SALES	58,056	\$87,735	(\$29,679)
403-343-16000	CONNECTIONS	1,424	\$29,622	(\$28,198)
403-343-16500	Hurricane Michael Surcharge	223,278	\$237,086	(\$13,808)
403-343-16710	VISTA BRACE VOLUNTEER GRANT	0	\$7,468	(\$7,468)
403-343-17000	FORFEITED DISCOUNTS - PENALTIES	64,257	\$47,217	\$17,040
403-343-18000	SALE OF MATERIAL	0	\$10,077	(\$47,217)
403-343-18500	SPECIAL PROJECT - MATERIAL SALES	84	\$28,420	(\$9,993)
403-343-19000	CUT ON/OFF FEES	1,190	\$3,203	(\$27,230)
403-343-24000	TRANSFORMER RENT	2,115	\$2,115	(\$1,088)
403-343-27000	MISCELLANEOUS CHARGES	(303)	\$2,638	(\$2,418)
403-343-90000	MISCELLANEOUS REVENUES	690	\$296	(\$1,949)
403-361-10000	INTEREST REVENUE	713	\$333	\$416
403-369-90000	MISCELLANEOUS REVENUES	12,796	\$2,464	\$12,464
	** GRAND TOTAL **	4,143,844	\$4,582,376	(\$438,531)
Percentage		90%	100%	-10%
Revenue w/o FEMA (non-recurring revenue)		\$4,143,844	\$4,582,376	(\$438,531)

City of Quincy, Florida
 Electric Revenue Analysis - Actual vs Budget
 For the Three Months Ended December 31, 2022

Account Number	Description	Approved Budget	Approved Budget YTD	YTD Amount	Variance
403-331-01019	H-M FEMA REIMB MICHAEL	\$514,000	\$128,500	\$0	(\$128,500)
403-331-33000	AMERICAN RESCUE PLAN ACT	\$44,500	\$11,125	\$300	(\$10,825)
403-343-11000	RESIDENTIAL SALES	\$6,023,865	\$1,505,966	\$1,317,322	(\$188,645)
403-343-12000	COMMERCIAL SALES	\$8,076,860	\$2,019,215	\$1,987,262	(\$31,953)
403-343-13000	INDUSTRIAL SALES	\$1,880,237	\$470,059	\$460,845	(\$9,215)
403-343-14000	STREET LIGHTING SALES	\$71,067	\$17,767	\$13,817	(\$3,949)
403-343-15000	INTERDEPARTMENTAL SALES	\$375,387	\$93,847	\$58,056	(\$35,791)
403-343-16000	CONNECTIONS	\$63,021	\$15,755	\$1,424	(\$14,331)
403-343-16500	Hurricane Michael Surcharge	\$392,299	\$98,075	\$223,278	\$125,203
403-343-17000	FORFEITED DISCOUNTS - PENA	\$245,470	\$61,368	\$64,257	\$2,889
403-343-18000	SALE OF MATERIAL	\$13,705	\$3,426	\$0	(\$3,426)
403-343-18500	SPECIAL PROJECT - MATERIAL	\$38,651	\$9,663	\$84	(\$9,579)
403-343-19000	CUT ON/OFF FEES	\$11,178	\$2,795	\$1,190	(\$1,605)
403-343-24000	TRANSFORMER RENT	\$8,628	\$2,157	\$2,115	(\$42)
403-343-27000	MISCELLANEOUS CHARGES	\$7,053	\$1,763		(\$1,763)
403-343-90000	MISCELLANEOUS REVENUES	\$21,129	\$5,282	\$387	(\$4,895)
403-361-10000	INTEREST REVENUE	\$1,398	\$350	\$1,322	\$972
403-369-90000	MISCELLANEOUS REVENUES	\$7,222	\$1,806	\$12,796	\$10,991
** GRAND TOTAL **		\$17,795,670	\$4,448,918	\$4,144,454	(\$304,464)
Percentage			100%	93%	-7%

CUSTOMER SERVICE RECEIPTS COLLECTED
FOR THE MONTH OF DECEMBER 31, 2022

CITY OF QUINCY
RECEIPTS COLLECTED BY CUSTOMER SERVICE
FOR DECEMBER 2022

For Receipts / From: 12.01.2022 To: 12.31.2022 / Totals For Drawer A

UBSC	1,623	\$	726,313.49	0	CA	\$	105.00
FMSM	108	\$	142,045.33	0	CK	\$	792,773.67
FMSC	11	\$	33,522.12	0	PP	\$	109,307.27
STSL	10	\$	305.00	0			
Transaction Total	1,752	\$	902,185.94				
Drawer Total		\$	902,185.94			\$	902,185.94

For Receipts / From: 12.01.2022 To: 12.31.2022 / Totals For Drawer B

UBSC	135	\$	23,631.39	0	CA	\$	(235.40)
FMSM	5	\$	1,225.00	0	CK	\$	14,095.61
					PP	\$	10,996.18
Transaction Total	140	\$	24,856.39				
Drawer Total		\$	24,856.39			\$	24,856.39

For Receipts / From: 12.01.2022 To: 12.31.2022 / Totals For Drawer C

UBSC	1,008	\$	399,776.69	0	CK	\$	352,161.49
FMSC	4	\$	3,165.24	0	PP	\$	65,214.43
FMSM	53	\$	14,433.99	0			
Transaction Total	1,065	\$	417,375.92				
Drawer Total		\$	417,375.92			\$	417,375.92

For Receipts / From: 12.01.2022 To: 12.31.2022 / Totals For Drawer D

UBSC	31	\$	6,367.65	0	CK	\$	3,331.36
STSL	2	\$	65.00	5	PP	\$	3,465.29
FMSM	2	\$	364.00	0			
Transaction Total	35	\$	6,796.65				
Drawer Total		\$	6,796.65			\$	6,796.65

For Receipts / From: 12.01.2022 To: 12.31.2022 / Totals For Drawer F

FMSM	27	\$	1,135,488.03	0	EF	\$	1,135,488.03
Transaction Total	27	\$	1,135,488.03				
Drawer Total		\$	1,135,488.03			\$	1,135,488.03

For Receipts / From: 12.01.2022 To: 12.31.2022 / Grand Totals for All Drawers

UBSC	2,797	\$	1,156,089.22	0	\$	(130.40)
FMSM	195	\$	1,293,556.35	0	\$	1,162,362.13
FMSC	15	\$	36,687.36	0	\$	188,983.17
STSL	12	\$	370.00	5	\$	1,135,488.03
Totals	3,019	\$	2,486,702.93	5	\$	2,486,702.93

Legend Explanation

UBSC	Utility Billing	PP	Point n Pay
STSL	Sales Tax	MO	Money
FMSM	Fund Management	EF	Electronic Funds
FMSC	Fund Management		
CA	Cash		

ARREARS REPORT

AS OF DECEMBER 31, 2022

City of Quincy, Florida
 Arrears Report
 For the Three Months Ended December 31, 2022

Account Number	30 Day 11/30/2022	60 Day 10/31/2022	90 Day 9/30/2022	Balance	Legend	Bill Name	Location Code	Service Address
195025	398.35	791.97	5,325.69	6,516.01	NP	PEARL E. JACKSON		195 823 Mcgee St
2471034	212.95	573.80	5,219.25	6,006.00	NC	NIEBRA L. ADAMS		2471 707 2nd St
1946025	284.94	302.62	5,082.91	5,670.47	NC, NP	SHONDREKA EVANS		1946 911 7th St
976015	763.75	869.04	1,694.83	3,327.62	NC	MATTHEW CRAWFOR		976 911 Myrtle Ave
4959007	264.71	176.19	2,676.78	3,117.68	NP	ALEX ALBRITTON		4959 1803 -A Mckelv
4770019	376.18	381.40	2,065.77	2,823.35	NP	LANZIO BROWN		4770 614 Williams St
285016	281.26	280.41	2,149.67	2,711.34	NP	YOLANDA DRAYTON		285 316 Patton St
2430013	248.27	202.94	2,103.43	2,554.64	NP	NATHAN FIGGERS		2430 413 S 11th St
1873015	649.29	605.97	1,281.45	2,536.71	NP	MARKEITH THOMAS		1873 1103 W Clark S
2485016	122.03	174.87	2,153.72	2,450.62	NP	JOHNNY ELLIS		2485 511 S Key St
6024018	281.94	265.35	1,828.57	2,375.86	NP	ZAHN FARLIN		6024 549 -b Williams
2190032	302.37	440.88	1,593.69	2,336.94	NP	HENRY BROWN		2190 508 Thomas St
4808010	252.17	383.24	1,778.15	2,313.56	C	CODY M. HENDERSON		4808 508 Rosewood
2032011	83.78	79.83	2,141.61	2,305.22	NP	RENDY HARRIS		2032 520 Williams St
5321014	232.85	219.19	1,827.14	2,279.18	NP	SHONTAE TAWAUN BI		5321 517 Williams St
1633011	277.95	229.96	1,766.55	2,274.46	NC	PATCHES SKATING RI		1633 1840 Live Oak t
2299012	398.86	966.18	900.21	2,265.25	NC	KATRINA G FARLIN		2299 430 Williams St
2240019	217.08	208.12	1,668.37	2,093.57	NP	BROOKS MOORE		2240 519 S Cleveland
244018	206.14	176.61	1,677.71	2,060.46	NP	CALETTE U WHITE		244 318 Stanley St
2163022	335.11	396.00	1,207.02	1,938.13	NP	JUANITA BELL		2163 440 S Cone St
2293013	159.79	109.94	1,557.36	1,827.09	NP	LAMAR AKINS		2293 406 Lincoln St
2116017	211.77	127.09	1,421.32	1,760.18	NP	HOWARD S HEAD		2116 1811 Inlet St
5448019	479.04	369.43	858.06	1,706.53	NP	SHAINITRA ANTHONY		5448 1305 Live Oak t
6383002	438.40	391.24	773.02	1,602.66	NP	ARONIA JACKSON		6383 107 S Love St
408013	422.26	560.63	580.49	1,563.38	NC	RALPH HIGDON		408 401 N Duval St
165016	125.86	94.59	1,335.18	1,555.63	NP	TONERIA MURPHY		165 936 E Jefferson
585024	133.43	172.37	1,244.85	1,550.65	NP	RESHARD MCBRIDE		585 104 E Washingt
292013	241.93	160.17	1,134.94	1,537.04	NP	JEREMY BYRD		292 209 Patton St
4866032	110.63	72.29	1,287.19	1,470.11	NP	KESHONDA DONALDS		4866 1632 Hardin St
1207012	206.33	421.90	735.99	1,364.22	C	DAVID OR PATRICIA R		1207 600 N 14th St
8215010	195.54	171.12	887.68	1,254.34	NP	KIA MITCHELL		8215 64 N Cleveland
742013	1,225.29	-	-	1,225.29	C	VIRIRIANA SANDOVAL		742 318 North St
100030	302.93	279.01	606.71	1,188.65	NP	CHRISTOPHER HUGH		100 127 N Chalk St
1707024	372.19	302.51	465.97	1,140.67	NP	JOHNNIE MAE HINES		1707 907 W Crawfor
1129016	249.06	216.39	644.49	1,109.94	NP	VICTOR MAYORGA AL		1129 705 N 11th St
2122022	251.52	125.93	724.14	1,101.59	C	VERDINE MITCHELL		2122 1737 Inlet St
1784011	222.01	143.99	656.26	1,022.26	NC	ARLETHER JOHNSON		1784 218 S Jackson t
6056010	176.61	92.98	740.70	1,010.29	C	TREEL HOLT		6056 549-a Williams
4501014	239.28	222.14	530.78	992.20	NP	VICTOR A MAYORGA		5348 1315 W Washir
8241023	125.55	76.29	753.51	955.35	NP	JESSICA SMITH		8241 64 N Cleveland
4917013	129.81	158.66	663.76	952.23	NP	ALEXIS MCWHITE		4917 104 E Washingt
2570030	112.06	104.24	712.36	928.66	NP	KENNETH ALLEN		2570 122 N Cleveland
1573019	198.85	155.67	560.05	914.57	NP	ERINN DANIELS		1573 26 Pittman St
1641018	101.40	82.20	702.64	886.24	NP	ALEX ARBONA		1641 1812 Florida Av
2437022	214.58	129.63	539.75	883.96	NP	WILLIE E SMITH		2437 814 4th St
2147018	208.40	137.81	508.52	854.73	NP	DELVONIA MALTESE E		2147 1813 Mckelvy S
1801017	134.25	86.26	611.54	832.05	NP	TONY COX		1801 118 S Stewart S
6477004	268.24	181.73	361.80	811.77	NP	DAZHA MCCALL		6477 638 Camilla Ave
2150021	78.64	76.03	641.64	796.31	NP	WALLACE HOWARD		2150 1733 Mckelvy S
4717015	142.83	75.15	566.69	784.67	NC	RICHARD STEPHENS		4717 1221 Live Oak t
186016	208.72	188.30	383.63	780.65	NC	KATARA GREEN		186 819 Ivey Dr
2178013	257.08	253.46	212.74	723.28	NP	DARRYL C. JONES		2178 432 S Cone St
582022	103.93	100.70	499.11	703.74	NP	LINDA BARKLEY		582 104 E Washingt
927038	152.06	75.19	468.13	695.38	NP	DELBRA RUSS		927 907 W Franklin
537030	216.57	181.76	275.46	673.79	C	CARLA BROWN		537 112 S Duval St
370019	210.48	411.98	44.00	666.46	NC	WILLIAM WALTER GRI		370 206 N Love St
5177015	422.81	76.07	154.00	652.88	C	SIEDAH VICKERS		5177 317 W Franklin
4197006	285.17	254.64	100.00	639.81	NP	SHARON JONES		6197 1208 W Washir
1079012	152.51	110.84	375.05	638.40	C	RICHARD GREEN		1079 915 E Magnolia
1216018	142.99	189.02	295.15	627.16	NP	BETHANY BONNER		1216 1209 W King St
6697023	127.24	88.06	405.35	620.65	NP	MARQUIESHA CHAMB		6697 64 N Cleveland
2203015	282.75	210.87	110.19	603.81	C	JUANITA SAILOR OR F		2203 438 Thomas Str
1138017	387.46	211.65	-	599.11	NP	GEORGE COTTON JR		1138 522 N 11th St
6480008	169.08	98.87	328.77	596.72	NP	YURIKADESHA MOORI		6480 513A Camilla A
934013	307.77	187.80	97.04	592.61	NC	DAVID RITTMAN JR.		934 322 N 10th St
1190012	283.70	300.30	-	584.00	NC	CALLIE HILL		1190 340 N 13th St
8627001	139.82	48.36	365.93	554.11	NP	ARI KURDO		8627 622 B W Jeffers
5410009	91.43	72.70	366.04	530.17	NP	MIGUEL A ZAMORA		5410 542 N Adams S
56670950	105.26	77.40	339.33	521.99	NP	DELORIS FUDGE		1861 928 W Clark St
8446001	514.36	-	-	514.36	C	SP GADSDEN PRESEF		8446 SP GADSDEN I
5131009	79.00	70.86	348.52	498.38	NP	BARBARA HALL		5131 702 W Crawfor
2149015	129.02	91.47	267.89	488.38	NP	JACKIE L. PETERSON		2149 1801 Elm St
2556030	261.33	124.03	100.00	485.36	NP	MARGARET PHYLLIS F		2556 122 N Cleveland
8297006	251.71	104.07	100.00	455.78	NP	J'KAYLA WILLIAMS		8297 1636b Martin Lu

Account Number	30 Day 11/30/2022	60 Day 10/31/2022	90 Day 9/30/2022	Balance	Legend	Bill Name	Location Code	Service Address
1883032	149.14	57.00	240.79	446.93	NP	TISHA WOODARD	1883	1117 Laura St
124030	84.68	76.09	281.87	442.64	NP	NEHEMIAH BOWERS J	124	217 Marshall St
129024	299.44	140.86	-	440.30	C	DESHODERICK WILLI	129	235 Marshall St
1122016	227.49	154.68	39.64	421.81	NP	JENNY REYES - GOME	1122	1111 S Magnoli
1139020	211.17	203.43	-	414.60	NC	PAMELA CABRERA	1139	502 N 11th St
2573043	96.37	45.37	258.68	400.42	NP	RAJA HOUSER	2573	Golden Leaf Ap
2073021	133.02	72.52	182.03	387.57	NP	DEMETRIC BETSEY	2073	1511 Hardin St
6459002	350.71	33.68	-	384.39	NP	SHERANDA REESE	6459	203 S Corry St
8219015	197.91	171.80	-	369.71	C	JAKAYLA SMITH	8219	64 N Cleveland
629020	120.83	119.98	125.28	366.09	NP	JALALA FAIRD	629	2 N Adams St
106030	179.63	98.85	73.06	351.54	NC	LAJADA FIGGERS	106	214 N Chalk St
8220024	150.56	82.85	117.15	350.56	NP	SHAKAYLA PALMER	8220	64 N Cleveland
1971035	86.82	71.30	174.67	332.79	C	SPENCER W. HENRY I	1971	1114 Brumby St
2093010	173.53	92.30	59.00	324.83	NP	RUBY BATTLES	2093	620 Camilla Av
8217018	122.19	54.61	144.13	320.93	C	OCTAVIA GREEN	8217	64 N Cleveland
6723017	67.40	4.85	244.42	316.67	NP	A'SHAYDRIAN O'NEAL	6723	64 N Cleveland
850015	207.22	102.65	-	309.87	NC	THERESA MILLER	850	607 W King St
81340017	146.43	108.57	37.43	292.43	NP	BRITTANY J. MCMILLI	8134	64 N Cleveland
2165012	291.11	-	-	291.11	C	ALTO SMITH	2165	1831 Elm St
2097012	192.52	96.80	-	289.32	NC	TERIKA MCCLOUD	2097	1632 Smith St
2454013	252.03	12.64	-	264.67	NC	LATOYIA FORD	2454	430 S 9th St
729016	264.33	-	-	264.33	NC	SKYLER SMALLEY	729	610 N Calhoun
2044021	187.10	77.07	-	264.17	NP	SHIRLEY DUBOSE	2044	1401 Elm St
6689016	260.17	-	-	260.17	C	AERIAL JONES	6689	64 N Cleveland
4830019	124.32	47.57	82.10	253.99	NC	TYKEDRA WINBUSH	4830	122 N Cleveland
5519004	192.45	49.30	-	241.75	NC	PAGE PLUS	5519	20 S Monroe St
122013	103.86	77.55	58.27	239.68	NP	MAMIE GLOVER	122	205 Marshall St
310016	173.44	62.11	-	235.55	NC	SHARRIA GALLOWAY	310	220 Mcarthur St
314026	233.43	-	-	233.43	NC	DEBRA WILSON	314	315 Mcarthur St
570015	86.42	144.74	-	231.16	NC	SHAYNA ALEXANDER	570	112 E Washingl
1052012	231.07	-	-	231.07	C	JOHN POPE	1052	512 S Bellamy I
2571035	117.67	47.26	64.45	229.38	C	JASMINE BROWN	2571	Golden Leaf # 1
6458007	227.71	-	-	227.71	NC, NP	JANEASE BORDEN	6458	418 Lincoln St
4828016	170.32	55.83	-	226.15	C	WISTERIA V. SMITH	4828	1023 4th St
239018	224.02	-	-	224.02	C	OSCAR HARDEN	239	222 Stanley St
56670556	178.75	43.89	-	222.64	C	KATRINA THOMPSON	5667	523 Thomas St
6677007	199.23	21.79	-	221.02	NC, NP	ANTWANDA BERRY	6677	64 N Cleveland
888016	219.84	-	-	219.84	NC	SKYLAR ANTROBUS	888	722 Bonita Ave
6685012	98.09	14.38	100.00	212.47	NC, NP	CHRISTOPHER FAIN	6685	64 N Cleveland
1700019	191.35	-	-	191.35	NC	DONNY YOUNG	1700	934 W Crawfor
8261009	189.23	-	-	189.23	NP	JALIYAH TAYLOR	8261	517 Main Street
8244011	181.31	-	-	181.31	C	TIKIERIA CHERRY	8244	64 N Cleveland
356013	180.04	-	-	180.04	NC, NP	MICHAEL MOORE LOC	356	320 E Washingl
2555038	178.44	-	-	178.44	NC	CHANTAL RICHARDSC	2555	Golden Leaf Ap
157020	171.36	-	-	171.36	C	SADE WRIGHT	157	125 Bradley St
6484003	167.40	-	-	167.40	C	ANGELA CHAFFIN/ JAM	6484	1009 404 N Madison
238015	167.15	-	-	167.15	NC	MICHAEL HERRON	2383	809 2nd St
6683009	124.33	8.15	31.86	164.34	NC	ALISIA ROBINSON	6683	64 N Cleveland
2191011	92.65	70.35	-	163.00	NC	RONNIE GAYMON	2191	512 Thomas St
1429024	161.31	-	-	161.31	C	ENRIQUE, YANEZ	1429	14 N Calhoun S
2508013	134.86	21.67	-	156.53	C	BERRY LEE HALL	2508	610 5th St
1132013	155.44	-	-	155.44	NC	THEODORE EUTSAY	1132	915 Hillcrest Av
6834022	150.00	-	-	150.00	NC	TEMEKIA PATTERSON	683	443 N Adams S
6733016	148.27	-	-	148.27	NC	ZOLA AKINS	6733	64 N Cleveland
1125020	78.38	58.49	-	136.87	NP	EMMANUEL GONZALE	1125	1018 S Magnoli
8223006	135.52	-	-	135.52	C	SHAUNDREKEYA SMIT	8223	64 N Cleveland
112014	56.76	72.15	6.39	135.30	C	TRAVES ROBINSON	112	240 N Chalk St
1123020	123.65	-	-	123.65	NP	BENITA L GRIFFIN	1123	1108 S Magnoli
1032021	100.00	-	-	100.00	C	MONET C. MITCHELL	1032	509 N Bellamy I
58021	95.78	-	-	95.78	C	JANEY B. DUPONT	58	726 E Jefferson
244432	91.87	-	-	91.87	C	SHAWDRANETTE BET	2444	122 N Cleveland
2347021	90.71	-	-	90.71	NC	CATINA WILLIAMS	2347	602 Cooper St
276014	88.54	-	-	88.54	NC	JASON SMITH, SR	276	527 B W Rober
146025	-	-	86.93	86.93	BAL	TOWANDA BURNETT	146	211 Bradley St
1859027	84.59	-	-	84.59	NC	WANDA GILCHRIST	1859	920 W Clark St
4973004	-	-	80.63	80.63	BAL	BRUCIE L. LAMBERT	4973	122 N Cleveland
395019	79.03	-	-	79.03	NC	JOYCE TAYLOR	395	324 E Sharon S
1833014	50.57	8.57	-	59.14	C	RACHELLE HALL	1833	206 S Ward St
5540008	56.13	-	-	56.13	NC	EARNEST TAYLOR & E	5540	211 Marshall St

Total Amount-				
Cycle 1	74,402.80	63,997.06	121,909.02	125,714.88
Percentage	59%	51%	97%	100%

Commercial Accounts

Account Number	30 Day	60 Day	90 Day	Balance	Legend	Bill Name	Location Code	Service Address
8520001	1,476.30	1,383.90	7,160.24	10,020.44	NP	GADSEN SEAFOOD M/		8520 1509 W Jeffers
52026	2,608.26	3,065.30	773.96	6,447.52	NC	QUINCY ROSE MANAC		52 605 E Jefferson
8564001	18.48	18.48	4,888.90	4,925.86	C	STATE OF FLORIDA DI		8564 317 S Jackson :
1768009	597.49	858.94	2,217.61	3,674.04	NP	RICARDO'S SEAFOOD		1768 17 S Monroe St
4485012	3,237.93	-	-	3,237.93	C	SP GADSDEN GP, INC.		4485 427 S Stewart §
566706691	2,266.50	-	-	2,266.50	C	QUINCY GOLDEN FAL		2001 640 S. Roberts
654015	199.52	320.27	1,617.32	2,137.11	NP	DON'S HAIR		654 19 E Jefferson §
205018	149.37	147.14	1,735.98	2,032.49	NP	QUALITY EDUCATION		205 803 E Jefferson
659013	177.95	297.70	1,161.92	1,637.57	NP	JACKSON'S SEAFOOD		659 14 S Adams St
1629014	153.71	163.81	1,205.99	1,523.51	NP	PRIDE AND JOY DAYC		1629 1847 Florida Av
1629014	153.71	163.81	1,205.99	1,523.51	NP	PRIDE AND JOY DAYC		1629 1847 Florida Av
8299002	213.62	219.78	902.20	1,335.60	NC	I AM FELLOWSHIP MIN		8299 1514 Florida Av
4462012	1,254.74	-	-	1,254.74	C	SP GADSDEN PRESEF		4462 427 S Stewart §
1455017	297.37	467.71	457.82	1,222.90	C	AL AUTO SPORT		1455 202 W Jefferson
5388002	324.18	380.54	425.58	1,130.30	NP	WASTE PRO INC.		5388 Landfill (weigh §
1594018	160.01	155.55	761.61	1,077.17	NP	APOSTOLIC CHURCH		1594 Cone & Church
1681022	455.19	523.33	1.59	980.11	NP	DAILY BREAD SOUL F		1681 1209 W Crawfo
484011	176.12	742.16	-	918.28	NP	SILVER STAR MASONI		484 122 S Duval St
2767012	139.14	74.42	671.18	884.74	NP	ACTIVE MINERALS INT		2767 1150 Dade St
2768012	88.64	85.61	574.65	748.90	NP	ACTIVE MINERALS INT		2768 1150 Dade St
4812005	740.17	-	-	740.17	C	BEE'S CRAB SHACK LI		4812 119 W Jefferson
24016	324.62	363.02	-	687.64	NP	INCREDIBLE MINDS EI		24 385 E Jefferson
1510016	280.32	348.16	-	628.48	NC	BARKLEY'S DETAILINC		1510 1118 W Jeffers
651014	381.85	127.19	-	509.04	NC	H & R TAX SERVICES		651 13 E Jefferson §
3421016	177.62	178.58	113.48	469.68	NP	GADSDEN COUNTY CI		3421 521 S Virginia §
331016	212.02	221.42	-	433.44	NP	INCREDIBLE MINDS EI		331 385 E Jefferson
598015	360.37	-	-	360.37	NC	INCREDIBLE 5 PARTY		598 12 E Washingto
572025	227.26	114.15	-	341.41	NC	RURAL DEVELOPMEN		572 101 N Madison
25021	156.21	172.73	-	328.94	NP	INCREDIBLE MINDS EI		25 385 E Jefferson
644016	259.08	21.67	-	280.75	NC	STUDIO 8 MUSIC & MC		644 8 S Adams St
8632001	53.71	43.60	161.81	259.12	NP	FORD CONSTRUCTIOI		8632 329 S Keys St
5031005	220.01	-	-	220.01	NP	21 PAT THOMAS PARK		5031 21 Pat Thomas
8504002	196.77	-	-	196.77	C	FAITH HOPE & LOVE M		8504 1323 # A W Cre
217012	193.04	-	-	193.04	C	GOD'S HOLY TEMPLE		217 219 W. Malcolr
1480014	135.64	-	-	135.64	C	DRAKE'S CARPETS		1480 720 W Jeffers
56670036	97.65	-	-	97.65	NC	CAROL'S COUNTRY CI		1669 323 S Cleveland
1453018	97.52	-	-	97.52	NC	GOLDEN ANGELS		1453 215 W Jeffers
5080004	94.45	-	-	94.45	C	PRECISION CUTS		5080 1626 W Jeffers
8200002	82.40	-	-	82.40	NC	ARBORCREST APTS		8200 64 N Cleveland

Total Amount- Cycle 1	18,438.94	10,658.97	26,037.83	55,135.74
Percentage	33%	19%	47%	100%

Accounts Cycle 1 = 181
Residential & Commercial

Account Number	30 Day 11/30/2022	60 Day 10/31/2022	90 Day 9/30/2022	Balance	Legend	Bill Name	Location	Co	Service Address
2716011	241.78	238.74	4,364.68	4,845.20	NP	CORINE T. HENRY	2716	644 S 11th St	
4922006	342.30	264.88	3,745.47	4,352.65	NP	ROBERT JOHNSON	4922	1318 E Jefferso	
6324007	518.14	412.95	1,936.19	2,867.28	NP	VATRICE GEORGE	6324	405 Strong Rd	
2954011	82.49	72.41	2,399.54	2,554.44	NP	MISTI DAUN DORSEY	2954	762 S Love St	
4492025	276.57	232.61	1,638.57	2,147.75	NP	CONLANDRA DAVIS	4492	427 S Stewart	
5713013	254.02	132.03	1,644.79	2,030.84	NP	JAMIYA BRYANT	5713	Triple Oaks #56	
4723013	95.52	86.90	1,658.82	1,841.24	NP	MICHEAL BINES	4723	619 5th St	
4561021	140.72	273.30	1,353.04	1,767.06	NP	FELICIA FLOWERS	4561	Gadsden Arms	
3324018	325.77	292.90	1,081.08	1,699.75	NP	SHAMONICA DONALD	3324	1837 Flagler St	
2980018	410.82	433.15	837.68	1,681.65	NP	ANESHIA MCCRAY	2980	764 S Madison	
6460009	70.64	67.28	1,526.50	1,664.42	NP	LARRY WILLIAMS	6460	1316 Martin Lut	
4712014	400.41	392.60	860.31	1,653.32	NP	KEYATTA HOBLEY RIC	4712	1513 Stevens S	
3340013	189.15	129.67	1,324.46	1,643.28	NP	TASHANNA GRAHAM	3340	733 S Shelfer S	
2607011	219.66	97.73	1,299.15	1,616.54	NP	GLADYS Y. SAILOR	2607	11 Davis St	
4936013	190.24	174.33	1,230.29	1,594.86	NP	TANGIE AKINS	4936	104 Pavilion Dr	
3492011	88.11	74.61	1,281.17	1,443.89	NP	TERRY DURHAM	3492	26 Lillian Spring	
3491007	87.12	82.89	1,265.52	1,435.53	NP	SARAH LIZZIE DURHAM	3491	20 Lillian Spring	
8146001	392.05	456.18	582.23	1,430.46	C	JOHNNIE LEE HOLT	8146	425 Hogan Ln	
4556022	191.25	165.67	1,044.12	1,401.04	NP	ERICA JOHNSON	4556	Gadsden Arms	
2630012	1,397.57	-	-	1,397.57	C	KATHY WILLIAMS	2630	210 Davis St	
6378010	284.88	333.93	767.72	1,386.53	NP	TIMOTHY MORRIS	6378	1205 High Bridg	
2823017	363.38	364.64	629.64	1,357.66	NP	TIFFANY DAVIS	2823	791 S Pat Thorr	
4540020	162.07	120.69	1,072.17	1,354.93	NP	JAMIA HUNTER	4540	427 S Stewart	
6405001	229.17	260.21	781.46	1,270.84	C	CYNTHIA DUBOSE	6405	1105 Joe Adam	
5459008	138.79	101.67	981.40	1,221.86	NP	RUTHERFORD BLACK	5459	23425 Mem Blu	
2119014	269.12	307.50	621.46	1,198.08	NP	HOWARD L. HEAD ST	2119	1801 Inlet St	
4606029	187.11	144.24	693.51	1,024.86	NP	FREDRICKA EADY	4606	Parkview Garde	
5784010	77.10	67.28	848.32	992.70	NP	DION WOOD	5784	1800 Hardin St	
6604003	228.12	227.94	463.99	920.05	NC	JOHN A. PETE	6604	871 Arlington Ci	
4992005	420.26	406.26	88.67	915.19	NP	THEODORE PALIN	4992	46 Lillian Spring	
4551018	185.89	130.04	574.11	890.04	NP	CHERESA GRADY	4551	427 S Stewart	
2921014	258.20	271.15	314.47	843.82	NC	CATINA SIMMONS-RU	2921	839 Sikes St	
4519019	223.41	250.07	369.17	842.65	NP	TYNESHIA JOHNSON	4519	427 S Stewart	
4527019	227.07	292.10	294.29	813.46	NP	SHALANDA AARON	4527	427 S Stewart	
4963009	22.54	15.32	758.24	796.10	NP	SARAH N. PETE	4963	503 Hogan Ln	
4453023	399.03	221.56	167.30	787.89	NP	LASHAY REED	4453	Gadsden Arms	
4491022	155.48	161.04	460.02	776.54	NP	CHIMERE CANIDATE	4491	427 S Stewart	
3037020	312.70	222.26	232.26	767.22	NP	TAMARA R. HUNTER	3037	31 Strong Rd	
5768001	265.56	273.38	210.86	749.80	NP	PAULA MILTON	5768	614 Hogan Ln	
5461013	121.68	169.48	454.87	746.03	NP	JOLYNN POWELL	5461	44 Sircy Court	
85373002	166.01	170.02	366.78	702.81	NC	VIELLA LEWIS	8537	1029 Joe Adam	
4554030	303.43	181.53	212.76	697.72	NP	MAHOGANIE JACKSON	4554	Gadsden Arms	
2092015	320.48	314.59	58.85	693.92	NC	ALEX WASHINGTON	2092	626 Camilla Ave	
6113011	180.35	48.48	461.83	690.66	NP	LACHASITY PARKS	6113	55 Carrol Hopki	
6339004	335.53	198.52	100.00	634.05	NP	ROSLYN COPELAND	6339	405 Strong Rd	
7003006	330.75	291.80	2.73	625.28	NC	TASHEKA MOORE	7003	305 S Shadow	
3880012	98.98	68.98	455.81	623.77	NP	CORY PHILLIP BLACK	3880	565 Havana Hw	
5867006	315.79	239.62	60.68	616.09	NP	KHADJAH JOHNSON	5867	405 Strong Rd	
4476019	-	188.88	410.07	598.95	NP	BRITTANY OWENS	4476	Gadsden Arms	
8374006	206.04	116.58	276.17	598.79	NP	LATONYA SAILOR	8374	1234 Canal St	
4438032	44.55	27.64	496.32	568.51	NP	BRANDY DEON CLOSE	4438	Hilltop Trailer P	
2699011	173.42	118.31	267.92	559.65	NP	RANDOLPH THOMAS	2699	702 Martin L.kir	
5360008	318.42	239.78	-	558.20	NC	FELICIA JAMES	5360	333 Circle Dr	
2659018	82.95	73.27	398.43	554.65	NP	MELISSA R. HARRISO	2659	206 S Betlinet C	
5742010	151.99	96.49	291.27	539.75	NP	WANDA TOLBERT	5742	Triple Oak Apt#	
5694010	225.94	122.08	185.27	533.29	NP	DOROTHY WARD	5694	Triple Oaks Apt	
4489026	278.36	217.95	8.00	504.31	NC	LA'KEISHA L. JONES	4489	Gadsden Arms	
5689004	350.36	143.03	-	493.39	NC	CRYSTAL BROWN	5689	Triple Oaks 36	
4667027	80.28	28.94	375.49	484.71	NC	FREDRICA GREEN	4667	620 S Atlanta S	
4854020	139.86	195.25	143.10	478.21	NC	RONTERRIOUS MITCH	4854	Parkview Garde	
2995012	252.67	129.61	77.67	459.95	NP	SALLY WARREN	2995	900 Warren St	
4553017	196.92	115.09	146.70	458.71	NP	SHANDREKA HARRIS	4553	Gadsden Arms	
6315007	254.05	130.43	46.31	430.79	NC	TALENCIA WOODS	6315	405 Strong Rd	
4483025	149.04	113.02	158.56	420.62	NC	ALIYAH RUSS	4483	427 S Stewart	
6313005	110.99	61.61	207.54	380.14	NP	CHARSIE JOHNSON	6313	405 Strong Rd	
5715008	-	-	360.30	360.30	NP	KIARA SMITH	5715	635 Strong Rd	
6355007	188.19	113.33	55.33	356.85	NC	SHERITA BAKER	6355	405 Strong Rd	
4922002	-	-	347.81	347.81	BAL	ANNIE MCLENDON	4922	1318 E Jefferso	
3747020	225.74	120.85	-	346.59	NC	WILBERT JEFFERSON	3747	394 Attapulcus	
4548021	154.71	86.76	100.00	341.47	NC, NP	KANIYA MAXWELL	4548	427 S Stewart	
6323003	334.94	-	-	334.94	NP	JOVANA SINGLETON	6323	405 Strong Rd	
4608032	212.88	106.52	-	319.40	NC	SHANDREKA PAUL	4608	Parkview Garde	
4530025	142.75	73.14	100.00	315.89	NP	SYRENNA WARD	4530	427 S Stewart	
2946037	82.64	72.46	157.59	312.69	NP	DANIELLE ANDREWS	2946	732 S Duval St	
4543020	118.03	55.69	137.89	311.61	NC	DEJA WILLIAMS	4543	Gadsden Arms	
4517016	213.51	96.10	-	309.61	NC	LAKEYA JONES	4517	427 S Stewart	
4534018	172.52	132.52	-	305.04	NC	JACQUELINE D. JOHN	4534	Gadsden Arms	

Account Number	30 Day 11/30/2022	60 Day 10/31/2022	90 Day 9/30/2022	Balance	Legend	Bill Name	Location Code	Service Address
4558023	210.24	93.50	-	303.74	NC	JAMYA SHANICE JONE	4558	427 S Stewart S
5732009	229.11	73.46	-	302.57	NC	SALECTA DOWELL	5732	Triple Oaks #72
4286011	6.15	6.15	284.28	296.58	NC	ROY WILLIAMS	4286	17 Ripp Rd
4668031	289.44	-	-	289.44	NC	KALENA BOOTH	4668	620 Atlanta St #
8393003	281.65	-	-	281.65	NC	STANLEY BUSH	8393	420 Oak Grove
6561003	280.91	0.48	-	281.39	NC	KIMBERLY WALKER	6561	810 Arlington Ci
3089026	29.84	21.32	229.73	280.89	NC	ELIZABETH MCGRIFF	3089	87 Betsey Ln
6558004	35.30	16.47	228.83	280.60	NC	JOE LOPEZ	6558	256 Woodberry
4533023	126.17	109.79	42.59	278.55	NC, NP	MALISHA BOWSER	4533	Gadsden Arms
2670014	278.53	-	-	278.53	NC	SEVERIANO IRAHETA	2670	216 Wallace Dr
2709013	266.20	-	-	266.20	NC	BOBBY COLLINS	2709	900 Martin L.kin
3672017	177.00	87.13	-	264.13	NC	VANTESHA MCCORD	3672	76 Pavilion Dr
5077011	133.28	70.18	60.53	263.99	NC	OSCAR ARMANDO ME	5077	1922 W Jeffers
4506022	205.82	50.95	-	256.77	NC	KEANAH WILFORD	4506	427 S Stewart S
4649027	100.54	146.51	-	247.05	NC	SHY'JAVIOUS EUTSAY	4649	Parkview Manoi
4719012	195.56	43.05	-	238.61	NC	DEBRA M. BARRINGTC	4719	638 S 9th St
4488019	235.28	-	-	235.28	NC	BREONA JOHNSON	4488	427 S Stewart S
4704024	228.81	-	-	228.81	NC	NATALIE WASHINGTO	4704	1618 Smith St
4591033	172.52	39.34	6.90	218.76	NC	KADAYISHIA JOHNSO	4591	620 So. Atlanta
4968007	213.50	-	-	213.50	NC	RANDY WOOD	4968	2426 Pat Thom
4487019	177.26	30.35	-	207.61	NC	SHEMEIKA JOHNSON	4487	Gadsden Arms
4529018	146.84	60.06	-	206.90	NP	LAMAYA JACKSON	4529	900 Stewart S
6347006	149.36	56.34	-	205.70	NP	SKYRA POTTER	6347	405 Strong Rd 1
4516019	103.61	94.09	-	197.70	NC	MIRANDA COLLINS	4516	Gadsden Arms
2798017	193.98	-	-	193.98	NC	SAMANTHA SPIRES	2798	912 S Cleveland
3439013	182.88	-	-	182.88	NC	JOANNA LOPEZ	3439	36 N Shelfer St
5872002	175.69	-	-	175.69	NC	CRESCENCIO MANZAI	5872	1132 Canal St
6048001	169.58	-	-	169.58	NC	CAROL WHITEHEAD	6048	63 Earl Ln
3757041	95.01	61.22	-	156.23	NC	DAVECIA KOONA	3757	53 Carrol Hopki
5329009	147.79	-	-	147.79	NC	LOUISE CURRY	5329	450 Williams St
2584014	41.03	32.93	69.16	143.12	NC	JEROME ELLIS	2584	326 S Jackson
3398013	141.57	-	-	141.57	NC	VANESSA A KEYSER	3398	2028 Flagler St
2678012	120.54	17.29	-	137.83	NC	BRIDGET ROBERSON	2678	13 Wallace Dr
3309015	47.79	45.51	43.17	136.47	NC	SOPHIA BAKER	3309	1736 M. L. King
4146010	90.87	44.82	-	135.69	NC	CRESHONDA PRICE	4146	45 New Bethel I
4528018	110.25	-	-	110.25	NC, NP	KRISHNA C MILLER	4528	427 S Stewart S
4520020	110.17	-	-	110.17	NC	LOUNA LUC	4520	Gadsden Arms
5703015	108.33	-	-	108.33	NC	SHANTORIUS BUTLER	5703	635 -48 Strong I
3168016	104.66	-	-	104.66	NC	ASUNCION BARRIOS	3168	265 Hogan Ln
2718021	102.58	-	-	102.58	NC	DERRICK EUTSAY	2718	930 Martin Luth
3060013	100.00	-	-	100.00	NC	JACKIE MOORE	3060	131 Joe Knight
6083001	98.39	-	-	98.39	NC	ALICIA SHERMAN	6083	858 S Virginia S
8536001	51.75	40.50	3.24	95.49	NP	BERNARD BROWN	8536	220 Carver St.
3924011	6.15	-	87.39	93.54	NP	NORMA J. FERGUSON	3924	90 Hudson Blvd
4495019	86.11	-	-	86.11	NC	JACQUELINE CHAMBE	4495	427 S Stewart S
3384016	85.65	-	-	85.65	NC	SHANNA BYRD	3384	1929 Flagler St
701003	84.50	-	-	84.50	NC	ALEX JOHNSON	7010	921 Warren St
4465020	83.58	-	-	83.58	NC	LATOYA MOBLEY	4465	Gadsden Arms
5373010	82.42	-	-	82.42	NC	SARAH PRICE	5373	130 Davis St
3915012	82.20	-	-	82.20	NC, NP	JOHNNY ELLISON	3915	46 Milliken Dr(d
8443001	81.98	-	-	81.98	NC	JEROME & DANA STRI	8443	JEROME AND I
5698009	81.48	-	-	81.48	NC	MARQUITA BRADWELI	5698	Triple Oaks Apt
6475105	80.16	-	-	80.16	NC	ERIC BROWN	6475	171 High St
3138011	76.15	-	-	76.15	NC	BETTY JEAN SIMMONS	3138	85 Reed St
4531019	66.86	-	-	66.86	NC	SHAMEKI MCNEALY	4531	427 S Stewart S
6087004	30.64	19.21	13.49	63.34	NC	SHYEETA WATSON	6087	279 Walsh Rd
6554001	60.64	-	-	60.64	NC, NP	TED PALIN	6554	46 Lillian Spring
8622001	19.14	12.58	27.67	59.39	NC, NP	MICHAEL HATTEN	8622	130 Foxfire Ct
4615026	54.26	-	-	54.26	NC	QUANEESHA WILSON	4615	Parkview # M-1:
4664026	50.81	-	-	50.81	NC	ZANBRIA DUPONT	4664	620 S Atlanta S

Total				
Amount-				
Cycle 2	69,832.47	59,048.69	94,255.70	88,542.86
Percentage	79%	67%	106%	100%

Commercial Accounts

Account Number	30 Day	60 Day	90 Day	Balance	Legend	Bill Name	Location Code	Service Address
	11/30/2022	10/31/2022	9/30/2022					
4913001	1,363.49	1,592.99	4,173.78	7,130.26	NP	JOE & PAT GADSDEN		4913 961 E Jefferson
4229013	174.54	163.38	5,997.77	6,335.69	NP	D.B. WRIGHT MOTORS		4229 23617 Blue Star
3414014	543.34	-	-	543.34	NC	ACTIVE MINERAL INTE		3414 441 S Virginia St
3417017	288.16	108.65	142.73	539.54	NP	LEOLA'S CRAB SHACK		3417 509 Atlanta St
6011002	66.17	63.02	377.57	506.76	NP	C. HARRIS ENTERPRISE		6011 18520 Blue Star
6341004	237.33	133.20	100.00	470.53	NC	SHANTERICA WILLIAM		6341 405 Strong Rd 1
566706705	-	-	336.45	336.45	NP	GADSDEN ARMS APART		6018 838 Joe Adams
6164001	17.18	10.97	230.76	258.91	NC	MARIANNA SVC CTR		6164 2135 Lk Talquin
Total								
Amount- Cycle 2	2,690.21	2,072.21	11,359.06	16,121.48				
Percentage	17%	13%	70%	100%				

Accounts Cycle 2 = 145
Residential & Commercial

LEGEND MEANING

BA	Bankruptcy
B	Budget Plan
C	Current
CM	City Manager Discussion
DH	Door Hanger
F	Final
G	Gas, issue not resolved
N	NEW ACCOUNT
NA	No Activity
NC	Not Current
NP	Not Paying
NPA	Not Paying Agreement
P	Payment Plan
TRNSFR	Prior Bill Transferred
W	Water Issue
CA	COMMUNITY ACTION
OF	Our Florida

Prepared by Artenia Jones
Reviewed by Amanda Matthews

**PURCHASE POWER (FUEL) ADJUSTMENT &
NET METER RATE REPORT
AS OF DECEMBER 31, 2022**

CITY OF QUINCY FUEL ADJUSTMENT

FUEL ADJ. UPDATED	NOVEMBER SERVICES	DECEMBER SERVICES	VARIANCE
Duke - Transmission cost	\$ 36,677.49	\$ 103,233.89	\$ 66,556.40
FPL - Transmission cost	\$ 32,395.54	\$ 39,422.45	\$ 7,026.91
FPL Firm Capacity	\$ 423,694.58	\$ 572,843.05	\$ 149,148.47
SEPA	\$ 147,580.86	\$ 152,148.18	\$ 4,567.32
Total Cost	\$ 640,348.47	\$ 867,647.57	\$ 227,299.10
FP&L	7,117,000	8,304,000	1,187,000
SEPA	3,710,623	3,495,062	(215,561)
Total KWH	10,827,623	11,799,062	971,439
Cost per KWH	0.05914	0.07354	0.0144
Base .038	0.0380	0.0380	-
Delta Cost - Base	0.0211	0.0355	0.0144
Adjust 6 %	1.060	1.060	-
Calculated fuel Adjustment	0.0224	0.0377	0.0153

CITY OF QUINCY NET METER RATE

Wholesale Purchase Energy Cost	NOVEMBER SERVICES	DECEMBER SERVICES	VARIANCE
FPL Firm Energy	\$ 320,194.58	\$ 433,093.05	\$ 112,898.47
SEPA Energy	\$ 82,821.11	\$ 78,009.78	\$ (4,811.33)
SEPA TOTAL BEFORE CREDIT	\$ 153,885.11	\$ 149,073.78	\$ (4,811.33)
SEPA CREDIT	\$ (22,458.45)	\$ 3,074.10	\$ 25,532.55
calculate % of credit SEPA	-14.6%	2.1%	16.7%
net purchase power credit	\$ (12,087.16)	\$ 1,608.67	\$ 13,695.82
amount charged to Quincy	\$ 70,733.95	\$ 79,618.45	\$ 8,884.49
Total Cost	\$ 390,928.53	\$ 512,711.50	\$ 121,782.96
FP&L	7,117,000	8,304,000	1,187,000
SEPA	3,710,623	3,495,062	(215,561)
Total KWH	10,827,623	11,799,062	971,439
Wholesale Avoidance Cost	-0.0361	-0.04345	\$ (0.00735)

Submitted By: Amanda Matthews

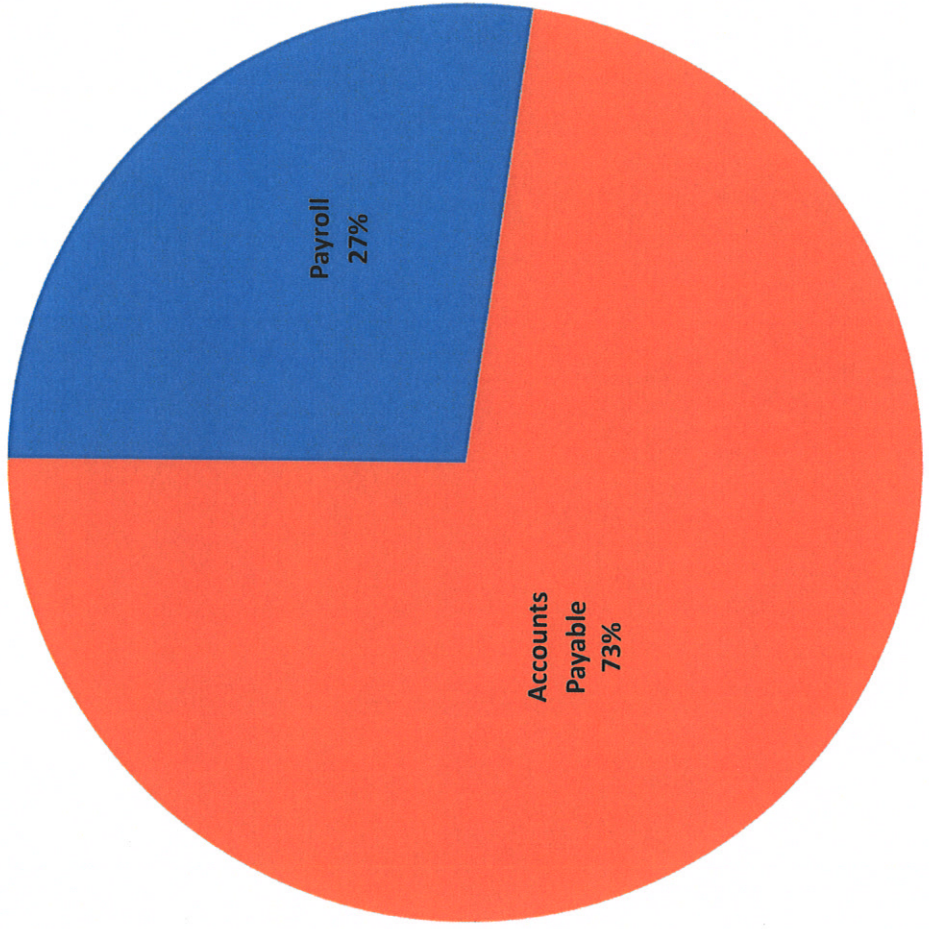
Reviewed By: Marcia Carty, Finance Director

DISBURSEMENTS REPORT
AS OF DECEMBER 31, 2022

City of Quincy Disbursements

Category	No. of Payments	Value	%
Payroll Related	470	\$ 827,995.31	27%
Accounts Payable	245	\$ 2,215,018.86	73%
Checks/ NODs	715	\$ 3,043,014.17	100%

CITY OF QUINCY DISBURSEMENTS



BUDGET TRANSFER REPORT

AS OF DECEMBER 31, 2022

**City of Quincy, Florida
Budget Transfers**

Month of December 31, 2022

Account Number	Description	Approved Budget	Budget Funds Transferred To	Budget Funds Transferred From	Comment
001-230-522-10120	REGULAR SALARIES & WAGES			-\$2,608	D Operating Exp exceed Budget
001-230-522-10210	FICA TAXES		\$383		D 10% Ordinance Met
001-230-522-10220	RETIREMENT CONTRIBUTIONS		\$1,400		D Operating Exp exceed Budget
001-230-522-10230	OTHER SALARIES & WAGES - PT		\$825		D 10% Ordinance Met

Total Budget Transfers Completed

\$2,608

-\$2,608

D means Director Requested

FIXED ASSET PURCHASES REPORT
FOR THE THREE MONTHS ENDED DECEMBER 31, 2022

CITY OF QUINCY
FIXED ASSETS PURCHASES REPORT DECEMBER 2022

Category	Approved Budget YTD	Actual YTD	% Budget YTD
BUILDING AND BUILDING IMPROVEMENTS	\$ 5,000.00	\$ -	0%
EQUIPMENT	\$ 300,276.51	\$ 9,585.70	3%
OFFICE FURNITURE EQUIPMENT	\$ 19,108.00	\$ 5,000.00	26%
SIGNALIZATION AND STREET LIGHTS	\$ 75,000.00	\$ 1,652.50	2%
VEHICLES	\$ 144,020.00	\$ -	0%
BEAUTIFICATION PROJECTS, CRA CATALYST PROJECTS, SENIOR ENERGY EFF PROGRAM	\$ 668,255.00	\$ 82,890.00	12%
INFRASTRUCTURE	\$ 135,000.00	\$ -	0%
TOTAL	\$ 1,346,659.51	\$ 99,128.20	7%

P-CARD REPORT & BANK STATEMENT

AS OF DECEMBER 31, 2022



FL CITY OF QUINCY
XXXX-XXXX-XXXX-5777

December 05, 2022 - January 04, 2023

Purchasing Card

Company Statement

Account Information	Payment Information	Account Summary
Mail Billing Inquiries to: BANKCARD CENTER PO Box 660441 Dallas, TX 75266-0441 TTY Hearing Impaired: Dial "711" Outside the U.S.: 1.509.353.6656 24 Hours For Lost or Stolen Card: 1.888.449.2273 24 Hours	Statement Date 01/04/23 Payment Due Date 01/18/23 Days in Billing Cycle 31 Credit Limit \$250,000 Cash Limit \$50,000 Total Payment Due \$6,609.68	Previous Balance \$13,420.92 Payments -\$13,420.92 Credits \$0.00 Cash \$0.00 Purchases \$6,609.68 Other Debits \$0.00 Overlimit Fee \$0.00 Late Payment Fee \$0.00 Cash Fees \$0.00 Other Fees \$0.00 Finance Charge \$0.00 <hr/> Current Balance \$6,609.68

Important Messages

Please do not send payment. Your automatic payment is scheduled to be credited to this account on 01/18/23.

Global Card Access - your card information whenever, wherever and however you need it. From the dashboard, you can quickly check your credit limit, balance, available credit and recent card activity. Other features like View PIN, Change PIN, Lock Card and Alerts help you keep your card secure. For added convenience, you can easily view or download your current statement up to 12 months of past statements. Visit www.bofa.com/globalcardaccess to register your card and start using Global Card Access today.

Cardholder Activity Summary

Account Number	Credits	Cash	Purchases and Other Debits	Total Activity
Credit Limit				

1342092 0660968 0660968 4715290003775777

Account Number: XXXX-XXXX-XXXX- 5777
December 05, 2022 - January 04, 2023

Total Payment Due \$6,609.6
Payment Due Date 01/18/2

Enter payment amount

\$

BANK OF AMERICA
PO BOX 15731
WILMINGTON, DE 19886-5731

FL CITY OF QUINCY
404 W JEFFERSON ST
QUINCY, FL 32351-2328

Mail this coupon along with your check payable to:
BANK OF AMERICA

Posting payments: Payments received by mail at the remittance address shown on the Payment Coupon portion of the face of this statement on a banking day will be posted to your account on the day received. If we receive your mailed payment on a non-banking day, we will post it to your account on the next banking day. There may be a delay of up to 5 banking days in posting payments made at a location other than the mailing address listed on the front of your payment coupon.

Service for the hearing impaired (TTY/TDD): We accept calls made through relay services (dial 711).

Telephone monitoring: For the purposes of monitoring and improving the quality of service, Bank's supervisory personnel may listen to and/or record telephone calls between Bank employees and any person acting on Company's behalf.

In case of errors or questions about your bill: Errors or questions about your bill must be received in writing no later than 60 days after we sent you the first statement on which the error or problem appeared. Please mail this information to BANKCARD CENTER, PO BOX 660441, DALLAS, TX 75266-0441. Your letter must include the following information:

- . The company name, cardholder name and account number in question.
- . The dollar amount of the suspected error.
- . A written description of the error and why you believe there is an error. If you need more information, describe the item you are unsure about.

Customer Service:	For questions regarding transactions, general assistance, and reporting lost and stolen cards, call:	
	<u>Within the U.S.</u> 1.888.449.2273	<u>Outside the U.S.</u> 1.509.353.6656 (collect calls accepted)

Thank you for your business.

Posting payments: Payments received by mail at the remittance address shown on the Payment Coupon portion of the face of this statement on a banking day will be posted to your account on the day received. If we receive your mailed payment on a non-banking day, we will post it to your account on the next banking day. There may be a delay of up to 5 banking days in posting payments made at a location other than the mailing address listed on the front of your payment coupon.

FL CITY OF QUINCY
 XXXX-XXXX-XXXX-5777
 December 05, 2022 - January 04, 2023
 Page 3 of 4

Cardholder Activity Summary

Account Number	Credits	Cash	Purchases and Other Debits	Total Activity
ASHLEY, TIMOTHY XXXX-XXXX-XXXX-6406				
4,040	0.00	0.00	3,175.10	3,175.10
BELL, REGINALD XXXX-XXXX-XXXX-5834				
5,000	0.00	0.00	1,061.15	1,061.15
CARTY, MARCIA XXXX-XXXX-XXXX-2942				
11,009	0.00	0.00	54.99	54.99
DEPARTMENT, FIRE XXXX-XXXX-XXXX-5296				
5,000	0.00	0.00	317.02	317.02
FAGG, DECODY XXXX-XXXX-XXXX-7970				
5,000	0.00	0.00	904.90	904.90
PENNINGTON, MICHAEL XXXX-XXXX-XXXX-3251				
5,000	0.00	0.00	713.07	713.07
SHACKELFORD, JANICE XXXX-XXXX-XXXX-1522				
2,500	0.00	0.00	383.45	383.45

Transactions

Posting Transaction	Date	Date	Description	Reference Number	MCC	Charge	Credit
FL CITY OF QUINCY							Total Activity
Account Number: XXXX-XXXX-XXXX-5777							-\$13,420.92
12/16	12/16		AUTO PAYMENT DEDUCTION		0071		13,420.92
ASHLEY, TIMOTHY							Total Activity
Account Number: XXXX-XXXX-XXXX-6406							3,175.10
12/05	12/02		WM SUPERCENTER #488 QUINCY FL	24445002337400217433031	5411	139.36	
12/05	12/02		USPS PO 1178450655 QUINCY FL	24137462337001693611931	9402	7.85	
12/12	12/11		WAL-MART #4427 TALLAHASSEE FL	24226382345360735989750	5411	1,978.82	
12/13	12/12		USPS PO 1178450655 QUINCY FL	24137462347001677014241	9402	49.07	
12/16	12/15		WAL-MART #0488 QUINCY FL	24226382350091002514052	5411	1,000.00	
BELL, REGINALD							Total Activity
Account Number: XXXX-XXXX-XXXX-5834							1,061.15
12/07	12/06		WASTE UNIV. 352-682-4007 FL	24492152340852571505335	8249	1,061.15	
CARTY, MARCIA							Total Activity
Account Number: XXXX-XXXX-XXXX-2942							54.99
12/23	12/22		ZOOM.US 888-799-9666 WWW.ZOOM.US CA	2401134235600046756931	4814	54.99	
DEPARTMENT, FIRE							Total Activity
Account Number: XXXX-XXXX-XXXX-5296							317.02
12/05	12/01		WAL-MART #0488 QUINCY FL	24455012336141000749335	5411	126.12	
12/05	12/02		WM SUPERCENTER #488 QUINCY FL	24445002337400217360424	5411	87.60	
12/16	12/14		JONES WELDING & INDUSTRIATALLAHASSEE FL	24122592349030019077037	5085	29.00	
12/20	12/19		WAL-MART #0488 QUINCY FL	24226382353360786081811	5411	74.30	
FAGG, DECODY							Total Activity
Account Number: XXXX-XXXX-XXXX-7970							904.90
12/15	12/14		SAMSLUB #8120 TALLAHASSEE FL	24226382349091005093900	5300	176.98	
12/16	12/15		WAL-MART #0488 QUINCY FL	24226382350091002958267	5411	16.08	
12/16	12/15		PIGGLY WIGGLY - FOO QUINCY FL	24427332349720218534746	5411	711.84	
PENNINGTON, MICHAEL							Total Activity
Account Number: XXXX-XXXX-XXXX-3251							713.07
12/09	12/08		LOWES #00716* TALLAHASSEE FL	24692162342104059316925	5200	177.28	
12/22	12/20		HEATH CONSULTANT INC 713-8441300 TX	24388942355939179229716	8911	535.79	
SHACKELFORD, JANICE							Total Activity
Account Number: XXXX-XXXX-XXXX-1522							383.45
12/05	12/02		WM SUPERCENTER #488 QUINCY FL	24445002337400217485833	5411	217.56	
12/05	12/02		DOLLARTREE QUINCY FL	24445002337001021876488	5331	5.38	
12/07	12/06		Subway 2455 Quincy FL	24204292340348060898722	5814	94.40	
12/07	12/06		WAL-MART #0488 QUINCY FL	24226382340360705454285	5411	19.57	
12/12	12/11		ADOBE *800-833-6687 ADOBE.LY/ENUSCA	24692162345106302117395	5734	14.99	
12/13	12/12		MICHAELS STORES 1551 TALLAHASSEE FL	24692162347107753859640	5970	22.55	
12/15	12/14		USPS PO 1178450655 QUINCY FL	24137462349001711254124	9402	9.00	

Finance Charge Calculation

Your **Annual Percentage Rate (APR)** is the annual interest rate on your account.

	Annual Percentage Rate	Balance Subject to Interest Rate	Finance Charges by Transaction Type
PURCHASES	0.00%	\$0.00	\$0.00
CASH	0.00%	\$0.00	\$0.00

V = Variable Rate (rate may vary), Promotional Balance = APR for limited time on specified transactions.

BANK OF AMERICA			Vendor# 11646		4-Dec		December 5, 2022 - January 4, 2023	
DEPARTMENT	Date	Amount	Vendor Name	GL Number	COVID	Justification		
TIMOTHY ASHLEY	12/2/2023	\$ 139.36	WM SUPERCENTER #488	001-210-521-30521	NO	CHRISTMAS CANDY		
TIMOTHY ASHLEY	12/2/2023	\$ 7.85	USPS QUINCY	001-210-521-30521	NO	CERTIFIED TERMINATION LETTER		
TIMOTHY ASHLEY	12/11/2023	\$ 1,978.82	WAL-MART-SHOP WITH COP	001-220-521-80835	NO	SHOP WITH A COP		
TIMOTHY ASHLEY	12/12/2023	\$ 49.07	USPS QUINCY	001-210-521-30430	NO	BUBBLE WRAP, TAPE/NOLA RETURN		
TIMOTHY ASHLEY	12/15/2023	\$ 1,000.00	WAL-MART #0488	001-220-521-30435	NO	GIFT CARD/SHOP W/ COP		
REGINALD BELL	12/16/2023	\$ 1,061.15	WASTE UNIV.	001-410-539-30493	NO	407-422-536-30493 FOR \$511.10		
MARCIA CARTY	12/22/2023	\$ 54.99	WWW.ZOOM	001-110-511-30491	NO	ZOOM SERVICE FOR COMMISSION USE		
FIRE DEPARTMENT	12/1/2023	\$ 126.12	WAL-MART #0488	001-210-522-30491	NO	001-230-522-30491 FOR \$16.87 XMAS DÉCOR		
FIRE DEPARTMENT	12/2/2023	\$ 87.60	WM SUPERCENTER #488	001-210-522-30491	NO	001-230-522-30521 FOR \$27.20 XMAS CANDY		
FIRE DEPARTMENT	12/14/2023	\$ 29.00	JONES WELDING & INDUSTRIAL	001-230-522-30521	NO	WELDING TORCH SUPPLIES		
FIRE DEPARTMENT	12/19/2023	\$ 74.30	WAL-MART #0488	001-230-522-30521	NO	CLEANING SUPPLIES		
DECODY FAGG	12/14/2023	\$ 176.98	SAMSClub #8120	001-310-572-30540	NO	ITEMS FOR QPRD JAGUARS BANQUET		
DECODY FAGG	12/15/2023	\$ 16.08	WAL-MART #0488	001-310-572-30540	NO	WATER FOR QPRD JAGUARS BANQUET		
DECODY FAGG	12/15/2023	\$ 711.84	PIGGY WIGGLY	001-310-572-30540	NO	FOOD FOR JAGUARS BANQUET		
MICHAEL PENNINGTON	12/8/2023	\$ 177.28	LOWES	405-561-532-30406	NO	STOP & TAIL LIGHT FOR NEW BACKHOE		
MICHAEL PENNINGTON	12/20/2023	\$ 535.79	HEATH CONSULTANT INC	405-520-532-30343	NO	CALIBRATION OF ORDERIZER		
JANICE SHACKLEFORD	12/2/2023	\$ 217.56	WM SUPERCENTER #488	001-110-511-30491	NO	HOLIDAY CANDY FOR PARADE		
JANICE SHACKLEFORD	12/2/2023	\$ 5.38	DOLLARTREE	001-110-511-30491	NO	BUCKETS FOR CANDY		
JANICE SHACKLEFORD	12/6/2023	\$ 94.40	SUBWAY	001-110-511-30491	NO	LUNCH FOR NEGOTIATIONS IBEW		
JANICE SHACKLEFORD	12/6/2023	\$ 19.57	WAL-MART #0488	001-110-511-30491	NO	PAPER GOODS FOR LUNCH IBEW		
JANICE SHACKLEFORD	12/11/2023	\$ 14.99	ADOBE	001-110-511-30491	NO	ADOBE MONTHLY SUBSCRIPTION		
JANICE SHACKLEFORD	12/12/2023	\$ 22.55	MICHAELS STORES 1551	001-110-511-30491	NO	FRAME FOR JOE BULLARD		
JANICE SHACKLEFORD	12/14/2023	\$ 9.00	USPS QUINCY	001-110-511-30491	NO	DOCUMENTS TO DOT		
		\$ 6,609.68						

P-CARD ALLOCATIONS FOR DECEMBER 2022

**RESOLUTION 1436-2023
REQUEST FOR THE
TEMPORARY ROAD
CLOSURE FOR BLACK
HERITAGE PARADE**

RESOLUTION No. 1436-2023

A RESOLUTION GRANTING THE REQUEST OF THE GADSDEN COUNTY BLACK HERITAGE, CULTURE, AND EDUCATION ORGANIZATION THE TEMPORARY ROAD CLOSING FOR THE 2023 BLACK HERITAGE PARADE

WHEREAS, the Gadsden County Black Heritage, Culture, and Education Organization has requested the closing of certain roads for its 2023 Black Heritage Parade to be held on Saturday, February 25th, 2023; and,

WHEREAS, the City of Quincy has determined that said road closings are necessary in order for the 2023 Black Heritage Parade to take place as planned and that such use will not interfere with the safe and efficient movement of traffic or cause danger to the public.

NOW THEREFORE BE IT RESOLVED by the City Commission of the City of Quincy, Florida, in lawful session assembled, that the city of Quincy does hereby authorize and permit the temporary closing of the following State/County and City Roads; Martin Luther King Jr Blvd. between the intersections of Key Street and South Adams Street, South Stewart Street between the intersections of Martin Luther King Jr Blvd. and Jefferson Street, and Jefferson Street between the intersections of South Stewart Street and S. Adams Street for the Black Heritage Parade. This road closure will be from 10:00a.m. until 1:00p.m. on Saturday, February 25th, 2023 for its Black Heritage Parade.

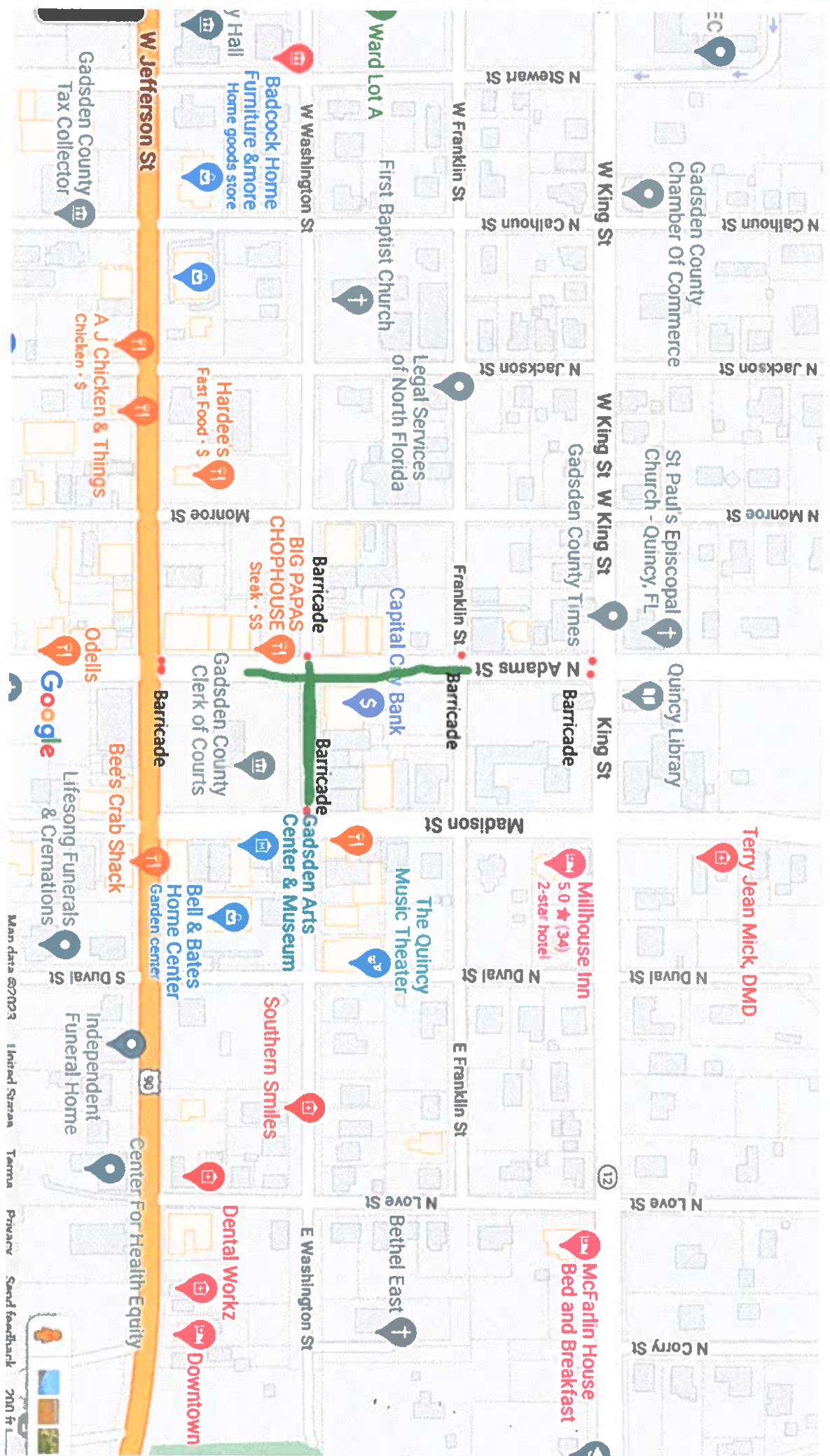
There will be a Black History Festival at the Courthouse Square following the parade until 5:00p.m. The City of Quincy is requesting the following roads to be temporary closed: N. Adams Street between the intersections of Jefferson Street (Hwy 90) and E. King Street, E. Washington Street between the intersections of N. Adams Street and N. Madison Street. This road closure will be from 9:00a.m. until 5:00p.m. on Saturday, February 25th, 2023, for its 2023 Black Heritage Parade.

PASSED in open session of the City Commission of the City of Quincy, Florida on the ____ day of _____, A.D., 2023

Keith Dowdell
Presiding Officer of the City Commission of the
City of Quincy, Florida

ATTEST:

Janice Shackleford
Clerk of City of Quincy and
Clerk of the City Commission thereof



Terry Jean Mick, DMD

Millhouse Inn
5.0 ★ (34)
2-star hotel

McFarlin House
Bed and Breakfast

The Quincy
Music Theater

Southern Smiles

Dental Workz

Downtown

Bell & Bates
Home Center

Center For Health Equity

Independent
Funeral Home

Lifesong Funerals
& Cremations

Bees Crab Shack

Odells
Google

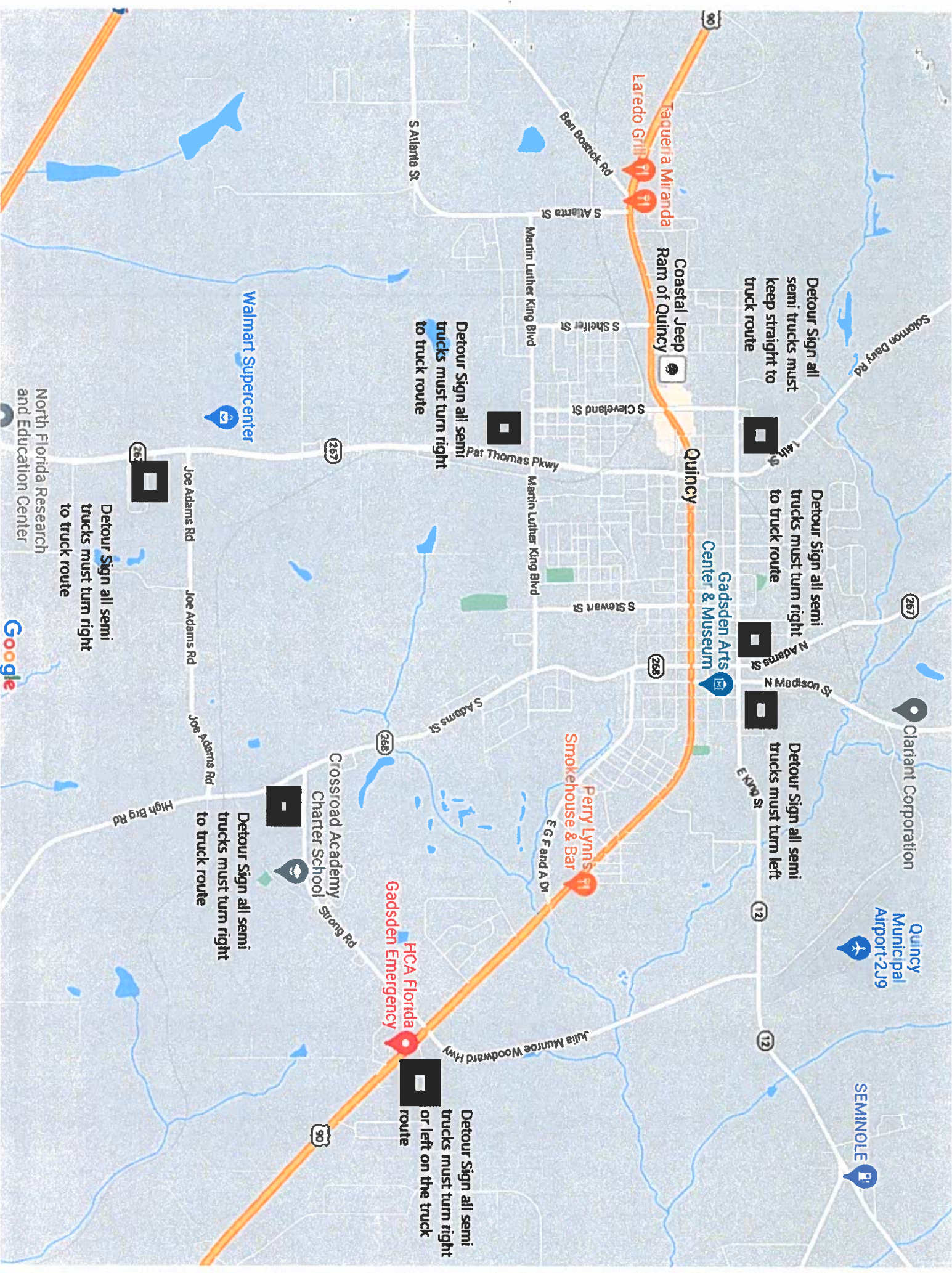
A J Chicken & Things
Chicken . \$

Hardee's
Fast Food . \$

BIG PAPAS
CHOPHOUSE
Steak . \$\$

Badcock Home
Furniture & more
Home goods store

Gadsden County
Tax Collector



Laredo Grill
Tacqueria Miranda

Detour Sign all semi trucks must keep straight to truck route

Detour Sign all semi trucks must turn right to truck route

Detour Sign all semi trucks must turn right to truck route

Detour Sign all semi trucks must turn left

Detour Sign all semi trucks must turn right to truck route

Detour Sign all semi trucks must turn right or left on the truck route

Coastal Jeep Ram of Quincy

Gadsden Arts Center & Museum

Perry Lynn's Smokehouse & Bar

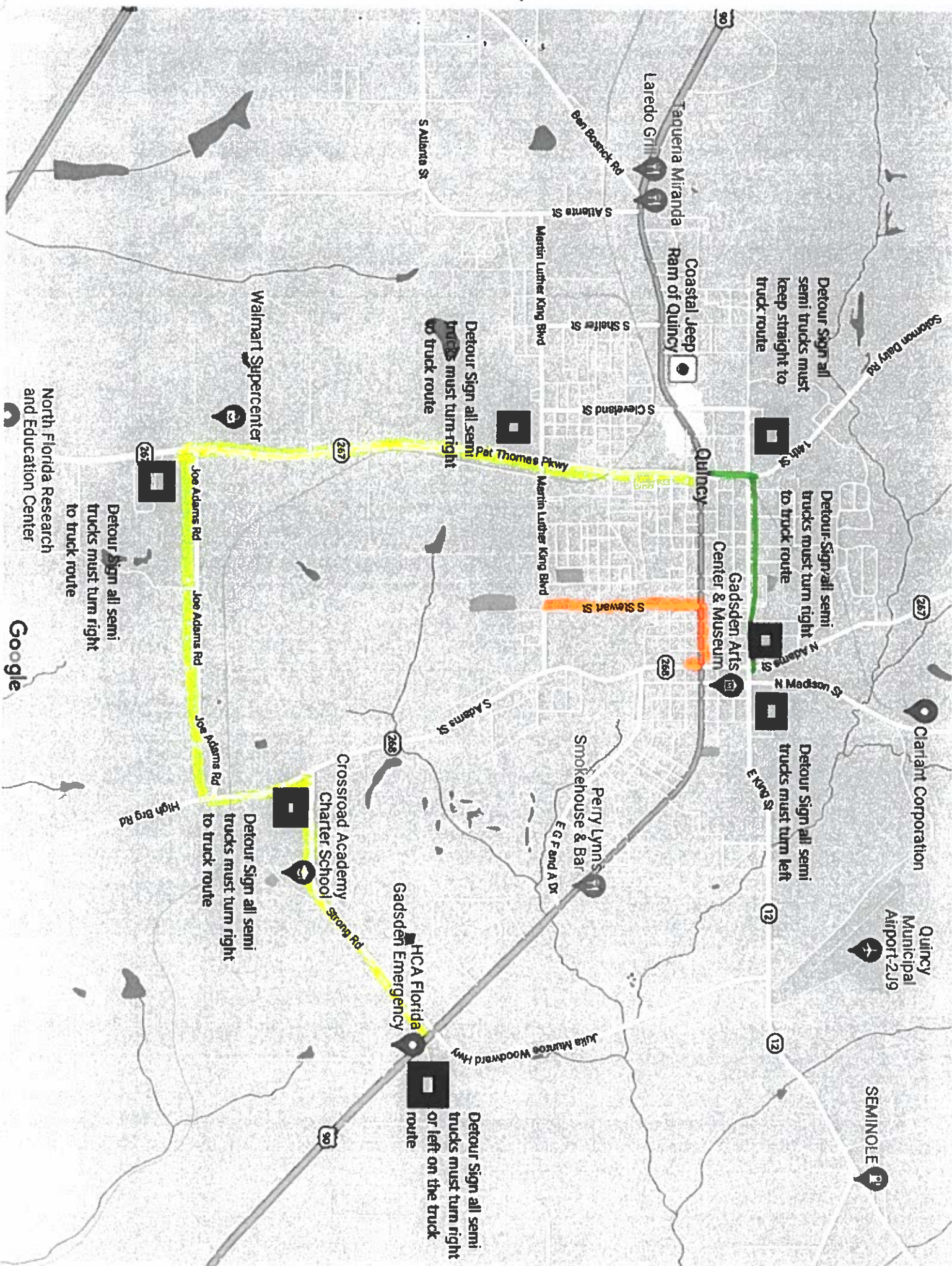
HCA Florida Gadsden Emergency

Walmart Supercenter

North Florida Research and Education Center

Quincy Municipal Airport-2J9

SEMINOLE



Detour Sign all semi trucks must keep straight to truck route

Detour Sign all semi trucks must turn right to truck route

Detour Sign all semi trucks must turn right to truck route

Detour Sign all semi trucks must turn left

Detour Sign all semi trucks must turn right to truck route

Detour Sign all semi trucks must turn right or left on the truck route

Detour Sign all semi trucks must turn right to truck route

Google

North Florida Research and Education Center

Walmart Supercenter

Coastal Jeep Ram of Quincy

Gadsden Arts Center & Museum

HCA Florida Gadsden Emergency

Quincy Municipal Airport 2J19

Carriant Corporation

SEMINOLE

Laredo Grill Taqueria Miranda

Ben Boanck Rd

S Atlanta St Martin Luther King Blvd

S Shafter St S Cleveland St

Pat Thomas Pkwy Martin Luther King Blvd

S Stewart St

S Adams St

Perry Lynn's Smokehouse & Bar EGF and A Dr

Crossroad Academy Charter School

Strong Rd

Joe Adams Rd

Joe Adams Rd

Joe Adams Rd

High Burg Rd

1 1/2th St

E 10th St

(12)

(12)

(267)

(266)

(267)

(90)

(90)

(267)

(12)

(12)

Quincy Police Department



Chief Timothy Ashley

339 East Jefferson Street

Quincy, Florida 32351

(850) 627-7111

PURPOSE:

The city of Quincy, Florida is a city that celebrates special events. From music festivals hosted by our CRA/Main Street organization, community-based festivals, parades and athletic activities under the supervision of our Parks and Recreation Department. It is our goal to enhance the vitality, quality of life, and economic prosperity of the city of Quincy through the support of special events in Quincy, Florida.

The following information has been developed as an operational plan for the City of Quincy 2023 Christmas Parade schedule to occur on February 25, 2023 and the City of Quincy does hereby authorize and permit the temporary closing of the following State/County and City Roads; Martin Luther King Jr. Blvd. between the intersections of Key St. and South Adams St, South Stewart St between the intersections of Martin Luther King Jr. Blvd. and Jefferson St., and Jefferson St. between the intersections of S. Stewart St. and S. Adams St. for the Black Heritage Parade. This road closure will be from 10:00am until 1:00pm on Saturday February 25, 2023 for its Black Heritage Parade.

There will be a Black History Festival at the Courthouse Square following the parade until 5:00pm. The Black History Festival is requesting the following roads to be temporary closed: N. Adams St. between the intersections of Jefferson St. and E. King St., E. Washington St. between the intersections of N. Adams St. and N. Madison St. This road closure will be from 9:00am until 5:00pm on Saturday February 25, 2023 for its Black History parade.

Statement of Issue:

- 1) Name of Event: The 2023 Black Heritage Parade.
Date, Time, and Location of Event: February 25, 2023. The Black Heritage Parade will occur on and between the streets Martin Luther King Jr. Blvd. between the intersections of Key St. and South Adams St, South Stewart St between the intersections of Martin Luther King Jr. Blvd. and Jefferson St., and Jefferson St. between the intersections of S. Stewart St. and S. Adams St. for the Black Heritage Parade. This road closure will be from 10:00am until 1:00pm on Saturday February 25, 2023 for its Black Heritage Parade. There will be a Black History Festival at the Courthouse Square following the parade until 5:00pm. The Black History Festival is requesting the following roads to be temporary closed: N. Adams St. between the intersections of Jefferson St. and E. King St., E. Washington St. between the intersections of N. Adams St. and N. Madison St. This road closure will be from 9:00am until 5:00pm on Saturday February 25, 2023 for its Black History parade. The event will start at **10:00am and end approximately 5:00pm**
- 2) Host Organization: Gadsden County Black Heritage, Culture, and Education Organization; Cynthia Holloway.
- 3) Event Security Supervisor: Lieutenant Carlos Hill (Quincy Police Department), contact info: (850) 841-0251 or chill@myquincy.net
- 4) Event Security Coordinator: Captain Monroe (Quincy Police Department), contact info: (850) 627-7136 or emonroe@myquincy.net

Background:

The 2023 Black Heritage Parade will be held at the City of Quincy. Adults of all age groups will be attending the event. The City of Quincy will require extensive law enforcement requirements due to the expected heavy and congested flow of traffic, and large crowd turnout.

Analysis:

The Quincy Police Department will be in charge of Traffic Control and Event Security. 12 Sworn Quincy Police Department officers will be required to be hired and approved by the City of Quincy (at a pay rate of 1 1/2 time the officers' hourly rate) to staff all traffic and road closure assignments around the exterior area of the event. Also a cost analysis estimate with a pay rate of for the minimum police officer hourly rate. Below are 2 estimates. One for 3 hours of overtime and one for 4 hours overtime. The estimates are based on crowd control of approximately 500 to 1,000 people.

Also an additional Three (3) sworn officers will be required to be hired to block streets near the court house square (at a pay rate of 1 1/2 time the officers' hourly rate) for 9 hours from 8am until 5pm.

Estimated Cost

Parade Officers

\$28.49 x 9 Officers x 3 hours (10am to 1pm) = \$769.23

\$45.55 x 1 Supervisor x 3 hour (10am to 1pm) = \$136.67

Courthouse Event

\$ 28.49 x 3 officers x 9 hours (8am to 5pm) = \$769.23

The Total Cost for Estimate #1 will be approximately \$1675.13

Note that this is an estimate. The event is from 10am to 5pm; therefore officers will work from 10am to the end of the parade to ensure the safe and orderly exit of pedestrians, and traffic and crowd control at the conclusion of the event. Officers will also work from 8am to 5pm for the courthouse event.

OPERATIONAL PLAN – SECURITY

- The Quincy Police Department will be in charge of Traffic Control, Crowd Control and Event Security.
- The Quincy Police Department will be assisted by the Quincy Public Works department for manning barricades.
- A minimum of 15 officers will be required to be hired to staff all traffic assignments and to secure the event
- There will be a minimum two (2) on duty patrol officers and a supervisor patrolling the streets of Quincy during the event.
- At the conclusion of the event, all out of town vehicular traffic will utilize Hwy 90 eastbound towards Interstate 10, Hwy 90 westbound to Pat Thomas Pkwy then towards Interstate 10, and King Street westbound towards State Road 12. This will help reduce the influx on vehicular traffic entering the downtown area of Quincy.
- Police Officers will encourage vehicular and pedestrian traffic not to linger or loiter in and around the event's area after the conclusion of the event.

- All officers working road closure posts during the event will remain at their assigned post areas at the conclusion of the event for safety reasons, until instructed otherwise by the event's security supervisor.
- The Quincy Police Department's dispatch will notify the Patrol Supervisor on duty of all complaints emanating from the Event. These complaints will be immediately addressed by the Patrol Supervisor or his designee.
- This event will prohibit the presence of any and all pets and animals, unless authorized as an approved animal for the blind as provided by the American Disability Act.

OPERATIONAL PLAN—ALCOHOL MANAGEMENT

- This event will not permit the use and sell of alcoholic beverages

OPERATIONAL PLAN—MEDICAL

- Should emergency ambulance transport, or Advanced Life Support transport be needed at this event, the medical service provider is required to use the Gadsden County 9-1-1 system, and also immediately notify on-site law enforcement. The medical service provider should be familiar with this requirement.
 - Fire Department will have personnel on site during this event.
- All medical support personnel whether paid or volunteer shall have the appropriate licensing, certifications, and insurance to provide services at this event. The City of Quincy has final authority over event medical services requirements and will evaluate these requirements based on a number of factors related to your event.

OPERATIONAL PLAN—TRANSPORTATION AND STREET CLOSURES

Transportation Plan:

- All traffic control in the public right-of-way will be conducted by a representative of the police department.
- All proposed street closures are included in the permit application and was authorized by the police department and City of Quincy Commission.

Street Closure and Reopening:

- Street closures for this event will be from 8:00am to 5:00pm on Saturday February 25, 2023. Please see attached street closure maps for the event and officers' assigned posts.

- There will be no vehicular movement inside the interior area of the event during the designated times of the street closure, unless properly approved the event's security supervisor and properly escorted by sworn law enforcement personnel.
- All officers who are assigned to designated street closure posts will remain at their assigned post at the conclusion of the event for safety reasons. Street closures will not be reopened until it is safely to do and instructed by the event's security supervisor.

SITE PLAN/ROUTE MAP

- Please see attached event maps for a visual representation of all the infrastructure and operational event elements for this event.

COMMUNITY OUTREACH

- Local Business and home owners in the immediate area of the event will be contacted and made aware of the event date and times.
- Advertisement of the event may be conducted via internet, television, and signage boards inside the city indicating the dates of the event.

EVENT INFRASTRUCTURE

Safety Equipment, Signage and Fencing:

- The Quincy Police Department along with the city of Quincy will provide safety equipment such as barricades, traffic cones, directional signage, fencing, lighting, etc. All equipment must be free standing, unless otherwise authorized.
- All signage and safety equipment must meet local, state, and federal laws.
- Please see the attached event maps for locations of all safety equipment such as barricades and signage used.

Recycling and Trash:

- There will be several recycling and trash containers throughout the event area, which will be provided by the city of Quincy.

Animals:

- This event will prohibit the presence of any and all pets or animals, unless authorized as an approved animal for the blind as provided by the American Disability Act.

APPROVING AUTHORITY: Chief John J. Cooney - DATE 1-27-23

**THE CITY OF QUINCY
POLICE DEPARTMENT**

121 East Jefferson Street

Quincy, Florida 32351

Phone: (850) 875-7335

Fax: (850) 627-3979

**PARADE/EVENT
PERMIT**

NAME OF ORGANIZATION Gadsden County Black Heritage Organization		PERSON IN CHARGE Cynthia Davis Holloway		DATE 01/13/2023	
ADDRESS OF ORGANIZATION P.O. Box 1219, Quincy FL 32353				TELEPHONE NUMBER 850-556-7973	
TITLE OF EVENT Black Heritage Parade					
DATE OF EVENT: February 25, 2023	ALTERNATE DATE: N/A	START TIME 10:00A.M.	DURATION OF EVENT 3 hours	ENDING TIME 1:00pm	
EVENT LOCATION OR PARADE ROUTE: (if Permit is for parade, attach map indicating route, starting point and ending point.) : SEE ATTACHED MAP FOR PARADE ROUTE					
SEE ATTACHED MAP FOR FESTIVAL					
SPECIAL CONDITIONS OR NEEDS: (Any applicable rental fees, clean up fees, Utility fees, or other services required must be approved by the City Manager prior to permit approval.)					
LIABILITY INSURANCE IN THE AMOUNT OF \$1,000,000.00 LISTING THE CITY OF QUINCY AS AN ADDITIONAL INSURED, WITH A HOLD HARMLESS AGREEMENT, MUST BE OBTAINED AND ATTACHED TO PERMIT. Insurance and Agreement Attached: YES <input checked="" type="checkbox"/> NO <input type="checkbox"/>					
Parade / Event Permit: <input checked="" type="checkbox"/> Approved <input type="checkbox"/> Denied <u>Chris L. J. Cochran</u>					
Parade / Event Permit: <input type="checkbox"/> Approved <input type="checkbox"/> Denied _____					
FDOT Permit: <input type="checkbox"/> Approved <input type="checkbox"/> Denied <input checked="" type="checkbox"/> N/A					
COMMENTS: _____					

CERTIFICATE OF COVERAGE

Certificate Holder and Loss Payee

City of Quincy
404 West Jefferson Street
Quincy FL 32351-2328

Administrator

Issue Date 1/11/23

Florida League of Cities, Inc.
Department of Insurance Services
P.O. Box 538135
Orlando, Florida 32853-8135

COVERAGES
THIS IS TO CERTIFY THAT THE AGREEMENT BELOW HAS BEEN ISSUED TO THE DESIGNATED MEMBER FOR THE COVERAGE PERIOD INDICATED. NOTWITHSTANDING ANY REQUIREMENT, TERM OR CONDITION OF ANY CONTRACT OR OTHER DOCUMENT WITH RESPECT TO WHICH THIS CERTIFICATE MAY BE ISSUED OR MAY PERTAIN, THE COVERAGE AFFORDED BY THE AGREEMENT DESCRIBED HEREIN IS SUBJECT TO ALL THE TERMS, EXCLUSIONS AND CONDITIONS OF SUCH AGREEMENT

COVERAGE PROVIDED BY: **FLORIDA MUNICIPAL INSURANCE TRUST**

AGREEMENT NUMBER: FMIT 0503

COVERAGE PERIOD: FROM 10/1/22

COVERAGE PERIOD: TO 10/1/23 12:01 AM STANDARD TIME

TYPE OF COVERAGE - LIABILITY

General Liability

- Comprehensive General Liability, Bodily Injury, Property Damage, Personal Injury and Advertising Injury
- Errors and Omissions Liability
- Employment Practices Liability
- Employee Benefits Program Administration Liability
- Medical Attendants'/Medical Directors' Malpractice Liability
- Broad Form Property Damage
- Law Enforcement Liability
- Underground, Explosion & Collapse Hazard

Limits of Liability

* Combined Single Limit
Deductible Stoploss \$10,000

Automobile Liability

- All owned Autos (Private Passenger)
- All owned Autos (Other than Private Passenger)
- Hired Autos
- Non-Owned Autos

Limits of Liability

* Combined Single Limit
Deductible Stoploss \$10,000

TYPE OF COVERAGE - PROPERTY

- Buildings
 - Basic Form
 - Special Form
- Personal Property
 - Basic Form
 - Special Form
- Agreed Amount
- Deductible \$5,000
- Coinsurance 100%
- Blanket
- Specific
- Replacement Cost
- Actual Cash Value

Miscellaneous

- Inland Marine
- Electronic Data Processing
- Bond

Limits of Liability on File with Administrator

TYPE OF COVERAGE - WORKERS' COMPENSATION

- Statutory Workers' Compensation
- Employers Liability
 - \$1,000,000 Each Accident
 - \$1,000,000 By Disease
 - \$1,000,000 Aggregate By Disease
- Deductible N/A
- SIR Deductible N/A

Automobile/Equipment - Deductible

- Physical Damage
 - Per Schedule - Comprehensive - Auto
 - Per Schedule - Collision - Auto
 - Per Schedule - Miscellaneous Equipment

Other

* The limit of liability is \$200,000 Bodily Injury and/or Property Damage per person or \$300,000 Bodily Injury and/or Property Damage per occurrence. These specific limits of liability are increased to \$1,000,000 for General Liability and \$300,000 for Automobile Liability (combined single limit) per occurrence, solely for any liability resulting from entry of a claims bill pursuant to Section 768.28 (5) Florida Statutes or liability/settlement for which no claims bill has been filed or liability imposed pursuant to Federal Law or actions outside the State of Florida.

Description of Operations/Locations/Vehicles/Special Items

RE: Coverage Verification - 2023 Gadsden County's Black History Parade & Festival on February 25, 2023

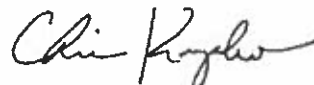
THIS CERTIFICATE IS ISSUED AS A MATTER OF INFORMATION ONLY AND CONFERS NO RIGHTS UPON THE CERTIFICATE HOLDER. THIS CERTIFICATE DOES NOT AMEND, EXTEND OR ALTER THE COVERAGE AFFORDED BY THE AGREEMENT ABOVE.

Designated Member

City of Quincy
404 West Jefferson Street
Quincy FL 32351-2328

Cancellations

SHOULD ANY PART OF THE ABOVE DESCRIBED AGREEMENT BE CANCELED BEFORE THE EXPIRATION DATE THEREOF, THE ISSUING COMPANY WILL ENDEAVOR TO MAIL 45 DAYS WRITTEN NOTICE TO THE CERTIFICATE HOLDER NAMED ABOVE, BUT FAILURE TO MAIL SUCH NOTICE SHALL IMPOSE NO OBLIGATION OR LIABILITY OF ANY KIND UPON THE PROGRAM, ITS AGENTS OR REPRESENTATIVES.



AUTHORIZED REPRESENTATIVE

CITY OF QUINCY
INDEMNIFICATION AND HOLD HARMLESS

WHERE AS, The 2023 Black Heritage Parade and Festival has requested the CITY OF QUINCY, FLORIDA, to permit the temporary road closing of certain city streets for the 2023 Black Heritage Parade to be held on Saturday, February 25, 2023 from 11am ending promptly at 1:00 pm, and

WHERE AS, in order for such temporary closure to take place, the CITY OF QUINCY, FLORIDA, requires that the requesting party agrees to certain conditions and by the City's policy for such event including entering into this Hold Harmless Agreement.

NOW THEREFORE, THIS INDENTURE, made and entered into this 25th day of February, A.D. 2023, by and between the Black Heritage Parade Committee, hereinafter call the PERMITEE, and the CITY OF QUINCY, 404 West Jefferson Street, Quincy, Florida, 32351-2328.

WITNESSETH:

That for and In consideration of the CITY OF QUINCY, FLORIDA, granting certain city streets, the PERMITEE does hereby agree as follows, to wit:

That the PERMITEE will be issued a permit by the CITY OF QUINCY for the 2023 Black Heritage Parade and Festival to be held Saturday, February 25th, 2023, from 1pm and ending promptly at 6pm.

That the PERMITEE will assume all responsibility for any liability claims arising from or based upon all activities connected with the 2023 Black Heritage Parade, and the expenses arising in any manner as a result of the aforementioned event.


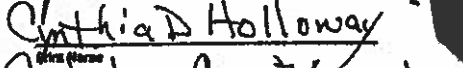
That the PERMITEE will purchase at its own expense liability insurance providing special events coverage for the limits of at least \$1,000,000 and showing the CITY OF QUINCY as an additional named insured, and a copy of said policy shall be provided to the CITY OF QUINCY prior to such event.

That the PERMITEE will indemnify and hold the CITY OF QUINCY harmless and against all claims, losses, injuries, damages, liabilities, or of nature, which may arise out of result from the 2023 Black Heritage Parade.

That the PERMITEE will not authorize or permit any commercial use of the roadways involved or temporarily closed for the 2023 Black Heritage Parade and Festival.

IN WITNESS WHEREOF, the parties hereto have affixed their hands and signed and sealed this ____ day of ____, A.D. 2023.

For the event:


Signature

Print Name
Cassden County
Black History Parade
Chairperson
rev. 2015

For the CITY OF QUINCY:

Signature

Print Name

**RESURFACING OF
BW ROBERTS AND
MCARTHUR STREETS**

**City of Quincy
City Commission
Agenda Request**

Date of Meeting: February 14, 2023

Date Submitted: January 30, 2023

To: Honorable Mayor and Members
Of the Commission

From: Rob Nixon, City Manager
Reggie Bell, Public Works Director

Subject: Resurfacing of B.W Roberts and McArthur

Issue:

This agenda item is requesting approval by the Commission for a paving project in District 3 and authorization for the City Manager to execute the proposal.

Background:

It has been at least 20 years since B.W Roberts and McArthur Street has been resurfaced. The initial paving of the street had several flaws including the thickness of the asphalt that was applied. The city is continually having to patch the street which has resulted in a tremendous amount of money being spent on the repairs. Instead of continuing to do so, it is staff's recommendation to Mill and Resurface the street with a thicker layer of asphalt.

Analysis:

Occasionally it is necessary to make improvements to our city streets to maintain a safe environment for our local residents and to avoid spending an excessive amount of funds on repairs. The City requested a proposal from C.W. Roberts Contracting, Inc. who is currently resurfacing South Stewart Street. Since the Contract that we have with C.W Roberts is still active, we can complete B.W Roberts and McArthur Street project at a lesser cost. The proposal to Mill and Resurface B.W Robert Street from Love to Stanley and McArthur Street from B.W Robert to GFNA DR. was received for the of \$126,420.00. The funds have been budgeted for 2022-2023 budget. The GL # 001-430-541-60632 RESURF& SIDEWALK.

Recommendation:

Option 1: Approve the proposal for \$126,420.00 to Mill and Resurface B.W Roberts and McArthur Street and authorize the City Manager to execute the proposal

Option 2: Provide Direction

Staff Recommendation:

Option 1: Approve the proposal for \$126,420.00 to resurface B.W Roberts and McArthur Street and authorize the City Manager to execute the proposal

Attachment(s):

1. C.W. Roberts Contracting, Inc. Proposal

QUOTE PROPOSAL



C.W. ROBERTS CONTRACTING, INC

3660 Hartsfield Road

Tallahassee, FL 32303

Contact: Josh Smith

Phone: 850-385-5060

Fax: 850-385-5420

Quote To: City of Quincy Public Works
404 W Jefferson St
Quincy, FL 32351

Phone:
Fax:

Job Name: B.W. Roberts & Mc Arthur Paving

FPN:

Date of Plans:

Revision Date:

Quote Revision:

ITEM	DESCRIPTION	QUANTITY	UNIT	UNIT PRICE	AMOUNT
10	MOBILIZATION	1.00	LS	8,000.00	8,000.00
20	MAINTENANCE OF TRAFFIC	1.00	LS	5,250.00	5,250.00
30	EDGE MILLING	7,500.00	SY	2.00	15,000.00
40	SUPERPAVE ASPHALT (1.5") (SP-12.5)	620.00	TN	126.00	78,120.00
50	PAINTED PAVEMENT MARKINGS	1.00	LS	5,300.00	5,300.00
60	UTILITY ADJUSTMENTS	1.00	LS	14,750.00	14,750.00
GRAND TOTAL					\$126,420.00

NOTES:

1. CWR proposes to edge mill the road, repave with asphalt, and restripe the roads. We will also lower and raise utilities as needed with in the project.
2. Bond is not included.
3. This proposal is valid for sixty (60) days from the date hereof (1/13/2023); however it may be accepted at any later date at the sole discretion of CWR.

**UPDATE ON THE PLAN TO
COMPLETE REPAIRS OF
THE CITY OF QUINCY'S
FIBER OPTIC SYSTEM**

**CITY OF QUINCY, FLORIDA
REGULAR CITY COMMISSION
AGENDA REQUEST**

Date of Meeting: February 14, 2023

Date Submitted: February 3, 2023

To: Honorable Mayor and Members of the City Commission

From: Rob Nixon, City Manager
Richard Ash, Utilities Director

Subject: Update on Plan to Complete Repairs of the City of Quincy's Fiber Optics System

Statement of Issue/Justification: Hurricane Michael made landfall on Florida's coast on October 10, 2018. The hurricane had a devastating effect on the infrastructure of the region. Among the damage was the City of Quincy's fiber optics system. Heavy winds and falling trees damaged most of the fiber optics lines and hardware which made the system completely inoperable. Restoration began immediately on all infrastructure and FEMA funding was approved to reimburse the cost of repairs. Applied Com-Tek, LLC was contracted to repair the fiber optics system. Progress was made, but questions arose concerning the original smart grid purpose and funding which lead to all work being halted. Availability to FEMA funds to reimburse the city to repair the fiber optics system will end April 2023.

Conclusion: City Staff has reviewed the original proposed concept for City of Quincy smart grid and found that it is over optimistic, but the fiber optics system itself can still provide a valuable service to the city. By completing the fiber backbone system and connecting city facilities we can create a city local access network (LAN) that will consolidate the City's internet service. Further, this will open the way to modernizing the city phone system using voice over IP. Looking ahead, we can begin adding traffic signals, cameras, electric substations, etc. which would add security, functionality, and information access.

City staff completed a review of the fiber system as is and determined the following list of items need to be completed to bring the fiber optics backbone into operations:

1. Replace splitters at LCC-01 through LCC-18 (These cabinets are up and connected to the substation.)
The splitter “splits” the fiber signal from a single fiber to be distributed through the local drops at that location. Fiber coming in on a single strand can be split up to 32 times with each splitter.
2. Install ONT on pole at each of these cabinets (LCC-01 through LCC-18). Requires power source and fiber connection.
The ONT is the network device that connects to either a stick collector or a Versa Collector.
3. Install new cabinet LCC-19. (Contractor will need to verify these cabinets are the ones that need replacing – 19, 20, 21)
This requires testing and possible repairs of fiber from last good cabinet to this location. This is where you will find the fiber between these cabinets is either in working order or requires repairs/replacing.
4. Install splitter and ONT at LCC-19.
5. Install new cabinet at LCC-20
6. Install splitter and ONT at LCC-20
7. Install new cabinet at LCC-21
8. Install splitter and ONT at LCC-21
9. Determine optimum placements for all Versa Collector cabinets.
The VCs should be installed to achieve 100% coverage. We have a map of the proposed install points throughout the city. There are several VC's that have been installed using the Fiber Network already, some of these have radios that are not communicating and need to be repaired or reconfigured.
These collectors are affected by weather and high humidity. The splitters currently in use are old and some have been damaged. This allows moisture to enter the enclosure and some collection points will go offline until the splitters can dry out.
If the VCs can be installed at an existing LCC or on the existing fiber route, then they should be installed on a pole with an ONT. This will allow us to maintain redundant network paths in the case there is an outage with either the cellular system or the Fiber network.

Plan: The City staff met with Applied Com-Tek, LLC and discussed if the task above can be completed by March 31st to meet the FEMA funding deadline and would they adhere to the stipulations of the original agreement. Applied Com-Tek, LLC said they can meet the deadline and they would work under the original agreement. Applied Com-Tek, LLC has been authorized to proceed. The list above will be the project tasks. Each task when completed will be checked by the utilities Department to ensure completion and functionality. Upon Utilities approval invoices will be approved for payment and copies forwarded to our Finance Department for FEMA reimbursement. At the same time, our

purchasing agent is preparing a request for proposals (RFP) for city wide internet service that will coincide with the completion of the fiber optics system repairs.

APPROVAL OF LOBBYIST AND CONTRACT

**City of Quincy
City Commission
Agenda Request**

Date of Meeting: February 14, 2023

Date Submitted: February 7, 2023

To: Honorable Mayor and Members of the Commission

From: Rob Nixon, City Manager
Juanita Brunson, Purchasing Agent

Subject: Approval of Lobbying Services and Contract

Issue:

This agenda item requires permission from the City Commission to approve the contract for lobbying services for E.L.F Associates.

Background:

On January 4, 2023, The City of Quincy through a request for proposal sought to retain a lobbyist to represent the interests and advance the City's legislative agenda at the state level. The goal of such representation shall secure legislation and state funding for programs and projects identified by the City of Quincy as priorities.

Staff along with citizens participation, on January 20, 2023, took part in scoring the two submitted proposals, E.L.F Associates and SCG Governmental Affairs. Based on the scoring process E.L.F. Associates scored higher.

General Scop of Work:

The City of Quincy seeks to retain the services of a lobbyist that possesses significant demonstrable experience in lobbying and advocacy at the state level. The lobbyist shall be able to develop relationships with the City's representatives and shall have existing relationships with state governmental staffers. The ideal candidate will have strong existing relationships at the state level with all the individuals indicated previously, to act as trusted advisors, lobbyists, and

expert navigators for the City of Quincy. The City of Quincy is primarily seeking a lobbyist that can help the City secure state funding, advocate for the City's policy and financial needs, and be an expert navigator of the state government.

Recommendation:

Option 1: Approve E.L.F. Associates as the City's lobbyist and contract.

Option 2: Do not approve.

Option 3. Provide Direction.

Staff Recommendation:

Option 1: Approve E.L.F Associates as the City's lobbyist and contact.

Attachments:

1. E.L.F. Associates Proposal
2. Scoring card
3. Contract

Response to Request for Proposal Prepared for
City of Quincy Board of City Commissioners

REQUEST FOR PROPOSALS
LOBBYING SERVICES

Proposer:

E.L.F. ASSOCIATES

Contact Person:

Sheila Knowles

SKnowles@ELFassociates.com

January 17, 2023

E.L.F. Associates

528 East Park Avenue

Tallahassee, FL 32301

Ph. 850.933.0029

TABLE OF CONTENTS

4.2 Letter of Transmittal	Tab 1
4.4 Proposal Narrative.....	Tab 2
4.4.4 Sheila Knowles Resume.....	Tab 3
4.4.4 Kristina Pickens Resume	Tab 4

Proposal Narrative

4.4.A. Firm Experience and Key Project Staff: E.L.F. Associates, LLC is a boutique lobbying firm that provides valued expertise to our clients in the areas of government relations, public financing, and campaign consulting. The principals and staff of E.L.F. has 26 years of combined experience working in and with the Florida Legislature.

Sheila Knowles, founder, and President of E.L.F. has 13 years of experience working in the political process. Kristina Pickens, Vice President, and Senior Consultant has nearly 15 years of political experience including working as the legislative aide for the leader of the Florida Democratic Caucus. Ms. Knowles and Ms. Pickens both began their political careers while they were still undergraduates studying at Florida Atlantic University and Florida State University respectively. Ms. Knowles and Ms. Pickens graduated with honors, and both have Bachelor of Science degrees in Government.

Ms. Knowles began her career working in the City Clerk's office at Boca Raton City Hall located in Palm Beach County, Florida. While working in the Clerk's office, she ran campaigns for State House races meeting several members of the Florida House of Representatives and the Florida Senate in the process. After her tenure with the Clerk's office ended, Mrs. Knowles accepted a position in the Capitol office of State Senator Ellyn Bogdanoff.

Ms. Pickens began her career helping coordinate issues with Miami-Dade County at the Florida Legislature. She then began working in the office of Robert M. Levy and Associates, a boutique consulting firm similar to E.L.F. Like Ms. Knowles, Ms. Pickens worked on many campaigns for State House and Senate races, and she worked on many judicial races as well.

Ms. Knowles served as District Aide to the Hon. Ari Porth until he was termed out of office; Judge Porth currently serves as a Circuit Judge in Broward County, Florida. While working in Rep. Porth's office, Ms. Knowles was working on Richard Stark's campaign for a State House seat in Broward County. Mr. Stark won his election, and became a member of the Florida House of Representatives, District 104 in November of 2012. Ms. Knowles then became Rep. Stark's Senior Legislative Aide, a position she served in until Rep. Stark was termed out of office in November of 2020.

Rep. Stark served as Deputy Whip for the Florida House Democratic Caucus in 2014, Whip in 2016, and ultimately became Deputy Leader in 2018, while also serving as Chair of the Broward County Legislative Delegation. Rep. Stark was also Chair of the Florida Jewish Legislative Caucus from 2013 until 2020.

Ms. Pickens began consulting on Evan Jenne's campaign for a State House seat in Broward County. Rep. Jenne was elected and became the Policy Chairman for the Florida House Democratic Caucus from 2014 until 2018 when he was elected Leader of the House Democratic Caucus, making Ms. Pickens one of the most senior legislative aides in the entire Florida Legislature. Ms. Pickens helped secure over \$200,000,000 in funding for one project for The Florida State University.

While working as Rep. Stark's Senior Legislative Aide, Ms. Knowles was instrumental in Rep. Stark achieving leadership goals, as well as passing over 37 pieces of legislation, including many appropriations, before and after the process for filing appropriations changed.

Some of the most notable appropriation projects relatable to the City of Quincy were for senior transportation programs, drainage and water projects, safety guardrails, parks, emergency operations center, senior meals programs, etc. Together, Rep. Stark and Ms. Knowles secured over \$15,000,000 in state funding for local projects in Broward County.

The exact number of appropriations or specific pieces of legislation that both Ms. Knowles and Ms. Pickens were instrumental in passing is vast due to their positions with members in leadership. The appropriations are listed in greater detail in their respective resumes, attached to the RFP response.

Prior to founding E.L.F., Ms. Knowles and Ms. Pickens worked together to obtain tens of millions of dollars in appropriations for cities within Broward County, accomplishing so much together in House Leadership as well as individually and becoming best friends in the process. They have a proven track record as driven leaders with outstanding skill sets in the legislative process and they welcome the opportunity to work as hard for the City of Quincy as they have for so many others over all their years in public service.

4.4.A.2. References: Former State Representative Richard Stark: (954) 303-3688; Former State Representative Evan Jenne: (954) 655-2595; Samantha Laurel, State Affairs Coordinator, Miami Dade County Office of Intergovernmental Affairs: (863) 669-3323; State Senator Shevrin Jones: (754) 581-2646.

4.4.B. Available Resources and Lobbyist Location: E.L.F. is perfectly located within walking distance of Florida's Capitol and the associates at E.L.F. have strong existing relationships with many members and staff of the Florida House and Senate.

4.4.C. Project Methodology and Approach: E.L.F. will act as trusted advisors to the City of Quincy, servicing as expert navigators of the Florida Legislature on behalf of the City's Commission and their expressed legislative and funding goals. E.L.F. will help the city identify local projects and funding opportunities, devise strategies to successfully secure state funding. We track and monitor bills and write reports for all bills and appropriations identified by the City as priority issues. We always work closely with city staff to ensure the Commission's goals are being achieved. E.L.F. will provide frequent legislative briefings to the City Commission and City staff – all year long, not just during session.

The associates at E.L.F. will meet with legislators, testify at committee hearings, track and review press releases, informational bulletins, and other important information released by state government and agencies on behalf of the City of Quincy. We review state grants and look for other methods of funding for local projects. We work with City staff to secure sponsors for bills and appropriations. We provide monthly reports about issues in the legislature that are important to the City. E.L.F. works directly with legislators to draft bills and amendments at the request of the City. E.L.F. will collaborate with City Commissioners and staff to identify and devise strategies to successfully secure state funding for the City of Quincy.

Sheila Knowles

528 East Park Avenue, Tallahassee Florida 32301 • 850.933.0029 •
SKnowles@ELFassociates.com

EDUCATION

Bachelor of Arts
Political Science/Government (2011)
Florida Atlantic University
Boca Raton, Florida

EMPLOYMENT HISTORY

E.L.F. Associates – Tallahassee, Florida – July 2022 to present

- **President and founder**
- E.L.F. Associates is a consulting firm dedicated to helping local governments achieve funding goals, and candidates for election to state, county, and city offices. We specialize in state-level appropriation projects and legislation. Our team has secured over \$20 million in funding for county and municipal projects, and over \$10 million in funding for projects benefiting local organizations and not-for-profit companies and hospitals.

The Florida House of Representatives - Weston, Florida - November 2012 to November 2020

- **Legislative Aide - State Representative Richard Stark (District 104)**
- Duties included but were not limited to: Managing two different office locations in Weston and Tallahassee; researching and writing legislation; scheduling and calendars for both offices; attend a variety of municipal, county, tri-county and state-wide events and meetings; work directly with state agencies to draft legislation and handle a wide variety of constituent matters; write newsletters, press releases and articles for various media outlets; work directly with lobbyists, other representatives and senators and their staff, consulting firms, interest groups and private organizations as well; planned events and town hall meetings; and handled nearly all of the office's communications and correspondences.

The Florida House of Representatives- Coral Springs, Florida – July 2012 to November 6, 2012

- **District Aide - State Representative Ari Porth (District 96)**
- Duties included but were not limited to: Managing the district office located in Coral Springs; handling a wide variety of constituent issues, which included contacting various state agencies and corresponding with constituents; assisted in closing Rep. Perth's district office at the end of his term, which included organizing, recording, and submitting all the office's financial and property documents from the Reps. entire time in office.

The Florida Senate - Tallahassee, Florida - January 6, 2012, to March 9, 2012

- **Office Assistant – State Senator Ellyn Bogdanoff, District 25**
- Duties included but were not limited to: General office tasks such as answering the phone, filing, faxing, handling mail and constituent correspondence; tracking and researching specific legislation; writing talking points for bills; attending meetings and events; and scheduling and calendar maintenance.

Notable Appropriation Projects Worked on and Passed by the Florida Legislature:

- HB 3795 - David Posnack Jewish Community Center - Senior Kosher Meals Program 2020: \$149,537
- HB 3177 - Southwest Ranches Basin S9/S10 Drainage Improvement Project 2020: \$450,000
- HB 3173 - Southwest Ranches Safety Guardrail – Appaloosa Trail 2020: \$350,000
- HB 3175 - City of Pembroke Pines Senior Transportation Program 2020: \$288,000
- HB 4051 - Children of Inmates - Family Strengthening and Reunification 2020: \$1,500,000
- HB 2239 – ACEing Autism Florida Adaptive Tennis Project 2020: \$25,000
- HB 2921 – Senior Transportation Program – Pembroke Pines 2019: \$288,000
- HB 2927 - Southwest Ranches Safety Guardrail 2019: \$375,000
- HB 2971 - Southwest Ranches Dykes Road Water Quality and Drainage 2019: \$650,000
- HB 3225 - David Posnack Jewish Community Center - Senior Kosher Meal Program 2019: \$149,537
- HB 4299 - Children of Inmates: Family Strengthening and Reunification 2019: \$1,500,000
- HB 3989 - Southwest Ranches Green Meadows Drainage 2018: \$500,000
- HB 3145 - Southwest Ranches Safety Guardrail 2017: \$375,000
- HB 3147 - City of Pembroke Pines Special Needs Inclusive Park and Playground 2017: \$250,000
- HB 3153 - Henderson Behavioral Health New Crisis Stabilization Unit 2017: \$2,000,000
- HB 3155 - Southwest Ranches Regional Emergency Operations and Distribution Center 2017: \$5,000,000

Significant Legislation Worked on and Passed by the Florida Legislature:

- HB 89 (2020) – Adoption Records: Provides that name & identity of birth parent, adoptive parent, & adoptee may be disclosed from adoption records without court order.
- HR 8001 (2020) - Holocaust Remembrance Day and Week: Designates April 19-26, 2020, as "Days of Remembrance" & April 21, 2020, as "Holocaust Remembrance Day" in Florida.
- HM 205 (2019) – Venezuela: Requests Congress to urge government of Bolivarian Republic of Venezuela to allow delivery of humanitarian assistance, to continue & intensify financial sanctions against regime of Nicolás Maduro, & to instruct appropriate Federal agencies to

hold regime of Nicolás Maduro accountable for violations of law & abuses of internationally recognized human rights.

- HR 8005 (2019) - Holocaust Remembrance Day and Week: Designates April 28-May 5, 2019, as "Days of Remembrance" & May 2, 2019, as "Holocaust Remembrance Day" in Florida.
- HB 193 (2018) - Mortgage Brokering: Provides exemption from regulation under parts I & II of ch. 494, F.S., for certain securities dealers, investment advisors, & associated persons; provides requirements for certain solicitations & referrals.
- HR 8003 (2018) - Holocaust Remembrance Day and Week: Designates week of April 8-15, 2018, as "Days of Remembrance" & April 12, 2018, as "Holocaust Remembrance Day" in Florida.
- HB 747 (2017) - Mortgage Regulation: Providing an exemption from regulation under parts I and II of ch. 494, F.S., for certain securities dealers, investment advisors, and associated persons; providing a definition for the term "hold himself or herself out to the public as being in the mortgage lending business," etc.
- HR 8001 (2017) - Holocaust Remembrance Day and Week: Designates week of April 23-30, 2017, as "Days of Remembrance" & April 23, 2017, as "Holocaust Remembrance Day" in Florida.
- HB 875 (2016) - Motor Vehicle Service Agreement Companies: Revises & provides definitions relating to motor vehicle service agreement companies.
- HB 1001 (2016) - Anti-Israel Boycott, Divestment and Sanctions Campaigns: Expresses opposition to anti-Jewish & anti-Israel movement known as Boycott, Divestment, & Sanctions (BDS) campaigns.
- HB 1071 (2016) - South Broward Hospital District - Broward County: Revises authority of district's board of commissioners to invest funds; authorizes investments listed in investment policy adopted by board & deletes list of authorized investments.
- HB 1105 (2016) - Identification Cards: Requires DHSMV to issue ID card exhibiting special designation for person who has developmental disability; requires payment of additional fee & proof of diagnosis by licensed physician; requires fee to be deposited into APD Operations & Maintenance Trust Fund.
- HB 4003 (2016) - Repeal of a Prohibition on Cohabitation: Removes provisions prohibiting cohabitation by unmarried men & women.
- HR 9003 (2016) - Holocaust Remembrance Day and Week: Designating week of May 1-8,

2016, as "Days of Remembrance" & May 5, 2016, as "Holocaust Remembrance Day" in Florida.

- HB 35 (2015) - Out-of-State Fee Waivers for Veterans and Dependents: Revises Congressman C. W. "Bill" Young Veteran Tuition Waiver Program to include out-of-state fee waivers for certain individuals receiving specified federal educational benefits.
- HR 9013 (2015) - Holocaust Remembrance Day and Week: Designates week of April 12-19, 2015, as "Days of Remembrance" & April 16, 2015, as "Holocaust Remembrance Day" in State of Florida.
- HB 127 (2013) - District School Boards: Provides duties of district school boards relating to district school board meetings, student attendance at certain schools, audits by internal auditor, & emergency lockdown & evacuation drills.
- HB 1045 (2013) - Elections: Permits elector who changes his or her legal residence to vote in precinct to which he or she has moved even if change of residence is not within same county; limits ballot summary of joint resolution to 75 words in length; deletes provision which authorizes use of multiple ballot statements to explain joint resolution proposal; deletes presumption that ballot statement consisting of full text of amendment or revision is clear & unambiguous statement of substance & effect of measure; revises dates for when absentee ballot request must be received & mailed; revises & expands locations that may be designated as early voting sites; increases & specifies days & hours for conducting early voting at certain elections.

Kristina Pickens

Contact

528 East Park Avenue
Tallahassee, FL 32301
(863) 450-9560
KPickens@ELFassociates.com

Skills

Proficient in Microsoft Office Suite, Google Suite, Leagis, Indigov, Canva, Social Media Platforms, and Mailchimp

References

Evan Jenne, Former Florida House Minority Leader: (954) 655-2595

Jose Diaz, Robert M. Levy & Associates: (850) 294-583

Samantha Laurel, State Affairs Coordinator, Miami Dade Office of Intergovernmental Affairs: (863) 669-3323

Senator Ana Maria Rodriguez, FL Senate: (305) 773-4355

Daniel Leon, Finance Director, Republican Party of Florida: (305) 342-9606

Judy Mount, Vice-Chair, Florida Democratic Party: (850) 272-1551

Nazbi Chowdhury, Director, Public Policy & Strategic Initiatives at United Way Broward: (561) 506-7929

Experience

Vice President – E.L.F. Associates

2022 – present

Tallahassee, Florida

E.L.F. Associates is a consulting firm dedicated to helping local governments achieve funding goals, and candidates for election to state, county, and city offices. We specialize in state-level appropriation projects and legislation. Our team has secured over \$20 million in state funding for projects benefiting local organizations and not-for-profit companies and hospitals.

Legislative Assistant – House Minority Leader Evan Jenne

November 2014 – December 2022

Hollywood, Florida

Helped develop the Member's and Caucus's legislative portfolio by performing extensive background research and bill analysis. Served as primary liaison to the House Democratic Caucus. Assisted in program development and presented training to other House district staff. Performed media and communications tasks, including preparing press releases and arranging press conferences. Served as a constituent liaison and principal substitute for Member at meetings with public officials and stakeholders. Managed Capitol and district offices by supervising all staff, interns, office finances, travel expenses, and scheduling.

Associate & Office Manager – Robert M. Levy & Associates

November 2010 – November 2014

Tallahassee, Florida

Responsible for the training and instruction of 30+ interns for the firm. Scheduled meetings with state legislators, clients, and constituents. Represented the firm during business meetings, department presentations, and conference calls. Constructed analytical reports that specified the actions, modifications, and outcomes of specific Bills during Legislative Committees. Researched political information such as campaign contributions, district delegates, electoral status, and legislative constituencies. Recommended Legislative approaches to colleagues and advised consultation with certain legislators. Accompanied clients to meetings with legislators and staff, and advised clients on the research and progression of their respective interests.

Education

B.S. in Political Science – Florida State University

August 2010 – May 2014



Evaluator's Name: _____

Request for Proposals for Lobbying Services

Grant Administration Services proposals shall be evaluated using the following criteria:

	Score
Firm's Legislative experience at all levels (internship, legislative aide tenure, lobbyist	15 points
2. Key Staffer(s) dedicated primary to Quincy.	10 points
3. Number of Clients receiving lobbying services from firm-subtract up to 10 points	10 points
4. Lobbying Methodology or Approach described	20 points
5. Lobbying Resources Available	15 points
6. Minority or Women-owned business	15 points
7. Local Preference (inside of Tallahassee MSA	10 points
8. Quality of RFP presentation	15 points

TOTAL

	Evaluator 1	Evaluator 2	
E.L.F.	SCG Gov't	E.L.F.	SCG Gov't
15	10	10	15
8	6	5	10
8	6	10	10
15	12	15	10
12	12	5	10
7.5	0	15	
10	10	10	5
14	6	10	5

89.5 62 80 70

Evaluator #1-Andrea Burks

	<i>Evaluator 3</i>	<i>Evaluator 4</i>
--	--------------------	--------------------

E.L.F. SCG Gov't E.L.F. SCG Gov't

15 3 14 5

10 5 8 4

3 0 6 4

15 5 15 8

15 5 10 6

15 3 14 0

7 5 7 4

10 13 5

90 26 87 36

INDEPENDENT CONTRACTOR'S AGREEMENT
(Lobbying and Legislative Advocacy Services Contract)

THIS INDEPENDENT CONTRACTOR'S AGREEMENT (the "Agreement") is made and entered into as of the _____ day of _____, 2023 by and between the **CITY OF QUINCY, a Florida Municipal Corporation** (the "City"), and **ELF & ASSOCIATES, LLC a Florida Limited Liability Corporation**, (the "Company").

WHEREAS, the City and Company desire to enter into this Agreement to secure the services of the Company for the benefit of the City and to set forth the respective rights and duties of the parties hereto; and

WHEREAS, the City desires to retain the Company's services, present and future, for lobbying and legislative advocacy before the Florida Legislature; and

WHEREAS, the City recognizes that lobbying the Florida Legislature is a key source of funding for City projects;

NOW THEREFORE, in consideration of the premises and the mutual covenants, terms and conditions set forth herein, the City and Company agree as follows;

ARTICLE I
EMPLOYMENT

1.1 Employment and Title. The City hereby engages the services of the Company, and Company hereby accepts such engagement, upon the terms and conditions set forth herein.

1.2 Services. During the term (as hereinafter defined) Company shall provide the City with lobbying and legislative advocacy services before the Florida Legislature and agrees to perform diligently and in good faith such duties and services for the City as are consistent with this engagement. Company agrees to devote its best efforts, time, energies and abilities to the services to be performed hereunder and for the exclusive benefit of the City. Goals, objectives and appropriations/bill requests will be furnished to the Company by the City Manager, the primary purpose of which will be to enhance overall legislative appropriation opportunities.

1.3 Representations. Each party represents and warrants to the other that such party has full power and authority to enter into and perform this Agreement and that execution and performance of this Agreement shall not constitute a default under or breach of any of the terms of any agreement to which the other party is already bound. Each party represents that no consent or approval of any third party is required for execution, delivery or performance of this Agreement or that all consents or approvals of any third party required for its execution, delivery and performance of this Agreement have been obtained.

ARTICLE II CONTRACT DURATION

2.1 Term. The term of Company's employment hereunder (the "Term") shall commence on 1st day of January, 2023 (the "Commencement Date") and shall continue from that date for a period of twelve (12) months unless sooner terminated by the City or Company pursuant to the provisions of this Agreement. Thereafter, the term of this Agreement shall automatically renew for successive twelve (12) month term unless one party provides written notice to the non-terminating party at least thirty (30) days in advance of the end of the then existing term.

ARTICLE III TERMS AND CONDITONS OF COMPENSATION

3.1 Base Compensation. As base compensation for the yearly services to be rendered by the Company, the City shall pay the Company Thirty Thousand Dollars and No Cents (\$30,000.00). Said payment will be made quarterly as four (4) equal payments of Seven Thousand Five Hundred Dollars and No Cents (\$7,500.00), to be paid at the beginning of each quarter, with first payment due within (15) days of execution of this agreement and the Company providing the City with a valid W-9.

3.2 Additional Compensation. Company may be entitled to additional compensation in the form of performance-based bonuses, at the exclusive discretion of the City

3.3 Independent Company Status. No amounts payable under this Agreement, including, without limitation, amounts payable in the event of the termination hereof, may be subject to withholding for federal, state and local taxes pursuant to applicable laws, rules or regulatory requirements. The relationship of the Company to the City is that of an independent contractor and nothing herein shall be construed as creating any other relationship. As such, Company shall comply with all laws and assume all risks incident to its status as an independent contractor, including, but not limited to responsibility for all applicable federal and state income taxes, associated payroll and business taxes, licenses and fees, and such insurance as is necessary for his protection in connection with work performed under this Agreement.

3.4 Assignment. This Agreement is a services contract and shall not be assigned by the Company or the City to any other entity or person without prior written permission of the non-assigning party.

3.5 Termination. This Agreement may be terminated by either party upon 30 days written notice with or without cause. For purposes of this Agreement, "cause" shall mean any act or omission by either party which is grossly or materially contrary to the other's business interests, reputation, or good will, or for any material breach of this Agreement, and failure to correct such breach within ten (10) days' written notice of such breach. In case of termination for cause all costs and fees due the Company under this Agreement shall be prorated to the date of termination and paid on the date of such notice.

**ARTICLE IV
PROPRIETARY INFORMATION**

4.1. Disclosure of Information. During the term of this Agreement, the Company may be exposed to information in the City which is confidential and proprietary in nature. This information includes trade secrets, exposure to entities with which the City has or may have a contractual relationship, and clients with whom the City has or may have a professional relationship. The Company shall not, other than in the normal conduct of his duties, either during the term of this Agreement or at any time thereafter, use for the Company's benefit, or for the benefit of any other person, firm, corporation or association, any secret, private, or confidential information or other proprietary knowledge of and concerning the business or affairs of the City which the Company has acquired in the course of or as incident to this Agreement with the City. Company agrees, upon termination of this contract, to turn over to the City all relevant record(s) and document(s) thereof relating to the City's business which is in the Company's possession. The Company will, however, cooperate in fulfilling all valid public records requests pursuant to Florida Statutes Chapter 119 or any other lawful requests as provided by local ordinance, state statute or federal law.

**ARTICLE V
MISCELLANEOUS**

5.1 No Waivers. The failure of either party to enforce any provision of this Agreement shall not be construed as a waiver of any such provision, nor prevent such party thereafter from enforcing such provision or any other provision of this Agreement.

5.2 Notices. Any notice to be given to the City and the Company under the terms of this Agreement may be delivered personally, by telecopy, or other form of written electronic transmission, or by registered or certified mail, postage prepaid, and shall be addressed as follows:

If to the City: City of Quincy
 ATTN: Robert Nixon, City Manager
 404 W. Jefferson Street
 Quincy, Florida 32351

If to the Company: Elf & ASSOCIATES, LLC
 ATTN: Corporate Representative
 528 East Park Avenue
 Tallahassee, Florida 32301

Either party may hereafter notify the other in writing of any change in address. Any notice shall be deemed duly given (i) when personally delivered, (ii) when telecopied, or transmitted by other form of written electronic transmission, or (iii) on the third day after it is mailed by registered or certified mail, postage prepaid, as provided herein.

5.3. Severability. The provisions of this Agreement are severable and if any provision of this Agreement shall be held to be invalid or otherwise unenforceable, in whole or in part, the remainder of the provision, or enforceable parts thereof, shall not be affected thereby.

5.4 Modification. No modification of any of the provisions of this Agreement shall be binding unless contained in a writing signed by both parties to this Agreement.

5.5 Successors and Assigns. The rights and obligations of the Company under this Agreement shall inure to the benefit of and be binding upon the successors and assigns of the Company, including the survivor upon any merger, consolidation or combination of the Company with any other entity. The Company shall not assign this agreement without the express written consent of the City.

5.6 Entire Agreement. This Agreement supersedes all prior agreements and understandings between the parties hereto, oral or written, and may not be modified or terminated orally. No modification, termination, or attempted waiver shall be valid unless in writing, signed by the party against whom such modification, termination or waiver is sought to be enforced. This Agreement was the subject of negotiation by the parties hereto and their counsel. The parties agree that no prior drafts of this Agreement shall be admissible as evidence in any proceeding which involves the interpretation of any provision of this Agreement.

5.7 Governing Law & Waiver of Jury Trial. This Agreement shall be governed by and construed in accordance with the internal laws of the State of Florida without reference to the conflict of law thereof. Any legal action brought over the terms and conditions of this Agreement shall be brought in Gadsden County, Florida in a court of competent jurisdiction. Both parties consent to the full waiver of a jury trial in all actions brought in the enforcement or as it relates to this Agreement.

5.8 Section Headings. The section headings contained herein are for the purposes of convenience only and are not intended to define or limit the contents of said sections.

5.9 Further Assurances. Each party hereto shall cooperate and shall take such further action and shall execute and deliver such further documents as may be reasonably requested by any other party in order to carry out the provisions and purposes of this Agreement.

5.10 Gender. Whenever the pronouns “he” or “his” are used herein they shall also be deemed to mean “she” or “hers” or “it” or “its” whenever applicable. Words in the singular shall be read and construed as though in the plural and words in the plural shall be read and construed as though in the singular in all cases where they would apply.

5.11 Counterparts. This Agreement may be executed in counterparts, all of which taken together shall be deemed one original.

5.12 Attorney’s Fees. In the event either party is required to engage the services of legal counsel to enforce the terms and conditions of this Agreement against the other party, regardless of whether such action results in litigation, the prevailing party shall be entitled to reasonable

attorneys' fees, costs of legal assistants, and costs from the other party, which shall include any fees or costs incurred at trial or any appellate proceeding, and expenses and other costs, including any accounting expenses incurred.

IN WITNESS WHEREOF, the parties hereto have executed this Independent Contractor's Agreement as of the date first above written.

By: _____
ELF & ASSOCIATES, LLC a Florida
Limited Liability Corporation

By: _____

The City of Quincy, a Florida Municipal
Corporation

Its: _____

Authorized Representative