



City Hall

404 West Jefferson Street
Quincy, Florida 32351

www.myquincy.net

Regular City Commission Meeting

Tuesday, March 14, 2023
6:00 PM

City Hall Commission Chamber

City Commissioners

Mayor Keith Dowdell – District I
Mayor Pro Tem Anessa Canidate – District V
Commissioner Angela G. Sapp – District II
Commissioner Ronte R. Harris – District III
Commissioner Freida Bass-Prieto – District IV

"An All-American City in the Heart of Florida's Future"



City Commission Meeting
Tuesday, March 14, 2023

6: 00 PM

City Hall

Commission Chamber

AGENDA

Call to Order

Invocation

Pastor Marilyn Barnes, New Direction Christian Center, Quincy, FL

Pledge of Allegiance

Roll Call

Approval of Agenda

Proclamation

Mayor's Proclamation Honoring Women In Construction

- Mayor Keith Dowdell

Mayor's Proclamation Honoring Women's History Month

- Mayor Keith Dowdell

Special Presentations

Commissioner Angela Grant Sapp, District Two

- Bettye Ponder
- Gertrude Betsy

Beth Cicchetti, Gadsden County Development Council

Items for Consent by the Commission

1. Approval of February 28, 2023, Regular Commission Meeting Minutes
 - Janice Shackelford Clemons, City Clerk
2. Approval of Four Months of Financial Statements and Reports Ending January 31, 2023
 - Robert Nixon, City Manager
 - Marcia Carty, Finance Director
3. Approval to Distribute \$50,000 to the Gadsden Senior Services
 - Robert Nixon, City Manager
 - Marcia Carty, Finance Director

COMMENTS FROM THE AUDIENCE

Public Hearings and Ordinances as Scheduled or Agendaed

Public Opportunity to Speak on Commission Propositions – (Pursuant to Sec. 286.0114, Florida Statue and subject to the limitations of Sec. 286.0114(3)(a), Florida Statute)

Resolutions

Reports, Requests, and Communications by the City Manager

4. Request to Place the ARPA Grant Funds into FL Class
 - Robert Nixon, City Manager
 - Marcia Carty, Finance Director

Reports by Boards and Committees

Other Items Requested to be Agendaed by Commission Member(s), the City

Manager and Other City Officials

Comments

- City Manager
- City Clerk
- City Attorney
- Commission Members

Adjournment

Title XIX: PUBLIC BUSINESS - Chapter 286 - PUBLIC BUSINESS: MISCELLANEOUS PROVISIONS -

SECTION 0105 - Notices of meetings and hearings must advise that a record is required to appeal.

286.0105 - Notices of meetings and hearings must advise that a record is required to appeal. Each board, commission, or agency of this state or of any political subdivision thereof shall include in the notice of any meeting or hearing if notice of the meeting or hearing is required, of such board, commission, or agency, conspicuously on such notice, the advice that, if a person decides to appeal any decision made by the board, agency, or commission with respect to any matter considered at such meeting or hearing.

Mayor's Proclamations

Mayor's Proclamation
Honoring Women In
Construction



MAYOR'S PROCLAMATION HONORING



March 5-12, 2023

WHEREAS, for more than 55 years, NAWIC (National Association of Women in Construction) has helped women take advantage of the opportunities in construction. Whether you want to embark on a new career, establish a networking base, be a mentor/mentee, make a difference in your community, continue your education, or invest in great friendships, NAWIC offers a variety of opportunities — large and small.

WHEREAS, Savvy NAWIC members, business owners, and managers can expect value from their investment in NAWIC. NAWIC membership affords many opportunities.

WHEREAS, the focus of Women in Construction (WIC) Week is to highlight women as a visible component of the construction industry. WIC Week also provides an occasion for NAWIC's thousands of members across the country to raise awareness of the opportunities available for women in the construction industry and to emphasize the growing role of women in the industry. It is also a time for local chapters to give back to their communities.

WHEREAS, NAWIC Chapter #72 would love the opportunity to encourage women in our viewing area to participate with us as we celebrate Women in Construction.

Now Therefore, be it proclaimed that I, Mayor Keith A. Dowdell, along with my colleagues, Mayor Pro Tem Anessa Canidate, District Five, Commissioner Angela Grant Sapp, District Two, Commissioner Ronte R. Harris, District Three and Commissioner Freida Bass-Prieto and all of the citizens of the City of Quincy, Florida do hereby recognize the NAWIC Chapter #72 and its many dedicated volunteers for its steadfast work on behalf and support of women in construction, and do proudly proclaim the week of March 5-12, 2023 as "Women in Construction Week," and encourage our citizens to congratulate the organization on its many accomplishments.

Dated this 14th day of March 2023

KEITH A. DOWDELL

Mayor

Robert Nixon, City Manager

Janice Shackelford Clemons, City Clerk

**Mayor's Proclamation
Honoring Women's
History Month**



MAYOR'S PROCLAMATION HONORING WOMEN'S HISTORY MONTH

WHEREAS, March is the month celebrated to spotlight the contributions of women both historical and contemporary; and

WHEREAS, Women's History Month first came to be as a national celebration in 1982 even though the first celebration was Women's History Week; and

WHEREAS, Women's History Month provides an opportunity to honor the generations of trailblazing women and girls who have built our Nation, shaped our progress, and strengthened our character as a people; and

WHEREAS, Women have fought throughout our history to gain rights not simply for themselves, but also many other underrepresented and disenfranchised groups in America; and

WHEREAS, Women of every race, creed, and ethnic background helped found and build our Nation in countless recorded and unrecorded ways; and

WHEREAS, Women not only worked to secure their rights of suffrage and equal opportunity but also were principal advocates in the abolitionist, temperance, mental health reform, industrial labor, and social reform movements, as well as the modern civil rights movement; and

WHEREAS, Women have made history visible for themselves and their foremothers which has changed the story landscape forever.

WHEREAS, the City of Quincy appreciates the 2023 Women's History Month theme "Celebrating Women Who Tell Our Stories".

NOW THEREFORE, BE IT PROCLAIMED that I, **Keith A. Dowdell, Mayor of the City of Quincy, Florida**, along with my colleagues of the City of Quincy Commission, Mayor Pro Tem Anessa Canidate, District 5; Commissioner Angela Grant Sapp, District 2; Commissioner Ronte Harris, District 3; and Commissioner Frieda Bass Prieto, District 4, and all the citizens of the City of Quincy, recognize the fact Women have secured peace and social progress and the full enjoyment of human rights and fundamental freedoms that are required to actively participate in equality, and the development of women; and hereby acknowledge the contribution of women to the strengthening of our peace and security.

KEITH A. DOWDELL
Mayor

Robert Nixon, City Manager

Janice Shackelford Clemons, City Clerk

Special Presentations

Commissioner Angela Grant Sapp,
District Two

- Bettye Ponder
- Gertrude Betsy

Special Presentations

Beth Cicchetti,

Gadsden County Development
Council

Items for Consent by the Commission

Approval of
February 28, 2023
Regular Commission
Meeting Minutes

CITY COMMISSION
Tuesday, February 28, 2023
6:01 P.M. (Eastern)

REGULAR MEETING
QUINCY, FLORIDA 32351

CITY COMMISSION REGULAR MEETING MINUTES

The City of Quincy City Commission met in a regular in-person meeting on Tuesday, February 28, 2023, with **Mayor Keith Dowdell** opening the meeting up and the following Commissioners present:

Mayor Pro Tem Anessa Canidate
Commissioner Angela G. Sapp
Commissioner Ronte R. Harris
Commissioner Freida Bass-Prieto

City Staff and Guests:

Robert Nixon, City Manager
Attorney Tiffani Brown sitting in for Gary Roberts, City Attorney
Janice Shackelford Clemons, City Clerk
Marcia Carty, Finance Director
DeCody Fagg, Parks, and Recreation Director
Richard Ash, Utility Director
Tommie Rollins, Asst. Fire Chief
Reggie Bell, Public Works Director
Jim Southerland Sr., WQTN-13 Administrator

The regular in-person meeting was recorded and held in accordance with Florida Sunshine Law. (Note: Digital formatted documents/media are public records.)

Called to Order

Mayor Dowdell called the Regular Commission meeting to order at 6:01 pm. An invocation was provided by Elder Donny Young, a member of St. John Church of God in Christ, Quincy, FL, followed by the pledge of allegiance. Mayor Dowdell requested a roll call.

Approval of Agenda

Commissioner Harris offered a motion to approve the agenda as printed.

Commissioner Sapp seconded the motion.

Commissioner	Vote
Mayor Dowdell	Yes
Mayor Pro Tem Canidate	Yes
Commissioner Sapp	Yes
Commissioner Harris	Yes

Commissioner Bass-Prieto	Yes
--------------------------	-----

The Motion Carried 5 to 0.

Proclamations

None

Special Presentation

Mayor Keith Dowdell, District One

- Maudie Lee Nealy
- Trakeshia Dowdell

Commissioner Angela Grant Sapp, District Two

- Bettye Ponder
- Gertrude Betsy

Commissioner Ronte Harris, District Three

- Sam Palmer
- Ora Green

Commissioner Freida Bass-Prieto, District Four

- Deacon J. L. Gaymon Jr.
- Lizzie Figgers

Mayor Pro Tem Anessa Canidate, District Five

- Stella Murray
- Elnora Dantley

Summary of the Discussion by Staff and the Commission

Mayor Dowdell stated that Commissioner Bass-Prieto will start the special presentations to culminate Black History Month.

City Clerk Shackelford read in part the following from the bio of Ms. Lizzie Figgers.

- Born and raised in Quincy Florida.
- Mother of eight children, fourteen grandchildren, twenty-six great-grandchildren, and three great-great-grandchildren.
- Champion for the Shaw Quarters Community.
- A political activist of wrongful conviction of her son Alphonso Figgers known as one of the Quincy Five.
- Cancer survivor.
- And the family matriarch.

Commissioner Bass-Prieto stated that Ms. Figgers is a pillar of strength who never complains.

Commissioner Bass-Prieto presented to Ms. Lizzie Figgers the "Making A Difference Award."

Ms. Figgers thanked everyone for receiving the award.

Commissioner Bass-Prieto stated that the next person to be honored is Deacon J. L. Gaymon Jr.

City Clerk Shackelford gave the following highlights from Deacon Gaymon's bio.

- Born and raised in Quincy, Florida.
- Attended Stevens Elementary School and Carter-Parramore High School.
- Attended Florida A & M University and was a member of the Marching 100.
- Join the Civil Rights Movement
- Formed with the help of his brother Ted, the Concerned Community Citizens Group.
- A member of Congress of Racial Equality, the Student Non-Violent Coordinating Committee, the Southern Christian Leadership Conference, and the Malcolm X United Liberation Front
- Current President of the Shaw Quarters Community Action Committee which supports the mission to uplift the community and address the needs of children and the elderly of Shaw Quarters.

Commissioner Bass-Prieto stated that Deacon Gaymon is knowledgeable about Shaw Quarters' history and tries to ensure the needs of all people are being met.

Commissioner Bass-Prieto presented to Deacon Gaymon the "Making A Difference Award."

Mayor Dowdell asked that Commissioner Harris continue the special presentations to culminate Black History Month.

Commissioner Harris calls upon Ms. Ora Green and Mr. Sam Palmer to come forth.

Commissioner Harris stated that these individuals represent the City of Quincy district three making a difference as heroes.

City Clerk Shackelford read in part the following from the bio of Ms. Ora Green.

- Born and raised in Quincy, Florida.
- A graduate of Stevens High School.
- Received a Bachelor of Science Degree from Florida Memorial College and a master's degree from Florida A & M University.
- Taught school for 58 years in Gadsden County.
- Member of First Elizabeth Missionary Baptist Church in Quincy, Florida.
- Sunday school teacher.
- President of the usher ministry.
- A life member of the Beta Delta Chapter of Sigma Rho Sorority.
- Member of the Order of Eastern Star.
- Past President of Gadsden Classroom Teachers Association.

Commissioner Harris stated that he and Ms. Green both are educators.

Commissioner Harris presented to Ms. Ora Green the "Making A Difference Award."

Ms. Green stated that she had traveled a long road and remembered registering to vote.

Ms. Green stated that she has lived on Shadow Street for 67 years.

Ms. Green stated how thankful she is that the Lord has given her 93 years of life.

Commissioner Harris stated that behind every successful good man is a good woman.

Commissioner Harris started his next comments by recognizing Mrs. Sam Palmer, his grade schoolteacher.

Commissioner Harris stated that Sam Palmer's work stands out in the community.

Commissioner Harris stated that Mr. Palmer's work through toys for tots has served thousands of children in Gadsden County.

Commissioner Harris stated that Mr. Palmer is the current president of the Gadsden County NAACP.

Commissioner Harris stated that Mr. Palmer is most deserving of the "Making A Difference Award."

Mr. Palmer stated how much he appreciates the accolades.

Mr. Palmer stated that he would not be able to do the work without the help of his wife and many volunteers that are most deserving of this award.

Mayor Dowdell stated that Mayor Pro Tem Candidate would make her presentations.

Mayor Pro Tem Candidate asked that Stella Murray and Elnora Dantley come forth.

City Clerk Shackelford provided the following comments from the bio of Stella Murray.

- A graduate of James A. Shanks High School.
- Attended Tallahassee Community College.
- As worked in the banking industry for 23 years.
- Branch Manager of Centennial Bank in Quincy, Florida.
- Married with three children and three grandchildren.

Mayor Pro Tem Candidate stated that Stella Murray is a face known in the community.

Mayor Pro Tem Candidate stated that Stella Murray takes care of our family members' banking needs.

Mayor Pro Tem Candidate presented to Stella Murray the "Making A Difference

Award.”

Mayor Pro Tem Candidate stated that Elnora Dantley is the recipient of the other “Making A Difference Award” for district five.

City Clerk Shackelford read an excerpt written by Allison Waltz describing the characteristics of black elders.

Mayor Pro Tem Candidate stated that Elnora Dantley is being recognized for being a pillar of the community that has instilled positive characteristics in her neighborhood.

Mrs. Murray thanked the commissioners and the mayor pro tem for recognizing her.

Mrs. Murray stated that she is the first black bank manager in Quincy, Florida.

Mayor Dowdell stated that he’s a living witness that it takes a village to raise a child.

Mayor Dowdell stated that Ms. Maude Lee has raised a whole lot of children in Quincy.

Mayor Dowdell stated that Ms. Maude Lee was known as a supporter of the City of Quincy’s recreation department where she handed out dixie cups to children.

Mayor Dowdell stated that Ms. Maude Lee is loved by many.

Mayor Dowdell presented to Ms. Maude Lee Nealy the “Making A Difference Award.”

Ms. Nealy thanked Mayor Dowdell for her recognition and stated how much she appreciates the work he’s done.

Mayor Dowdell stated that the next award goes to a person that is near and dear to his heart.

Mayor Dowdell asked that Trakeshia Dowdell come forth.

Mayor Dowdell stated that Trakeshia Dowdell is an entrepreneur and a pillar of strength that gets things done.

Mayor Dowdell presented to Trakeshia Dowdell the “Making A Difference Award.”

Trakeshia Dowdell thanked Mayor Dowdell and the commissioners for giving her this award.

Mayor Dowdell noted that former Commissioners Clarence Bryant Sr. and Millie Forehand received recognition from the City of Quincy last Thursday at the Black History Reception held at Gadsden Arts Center.

Mayor Dowdell acknowledged the presence of Clarence Bryant Sr.

Mr. Bryant stated that he’s been living in the City of Quincy since 1957 and served the city commission for 31 years.

Mr. Bryant stated that Keith Dowdell replaced him on the commission.

Mr. Bryant thanked the Commission for allowing him to speak.

Items for Consent by the Commission

1. Approval of February 14, 2023, Regular Commission Meeting Minutes
 - Janice Shackelford-Clemons, City Clerk

2. Approval of Option 1, to fund the Tau Zeta Graduate Chapter, in the requested amount of \$10,000
 - Robert Nixon, City Manager

Summary of the Discussion by Staff and the Commission

Items for Consent by the Commission

Commissioner Harris offered a motion to approve all items for consent by the Commission.

Commissioner Sapp seconded the motion.

Commissioner	Vote
Mayor Dowdell	Yes
Mayor Pro Tem Candidate	Yes
Commissioner Sapp	Yes
Commissioner Harris	Yes
Commissioner Bass-Prieto	Yes

The Motion Carried 5 to 0.

Cassandra Thomas, President of the Tau Zeta Graduate Chapter thanked the Commission for its contribution.

COMMENTS FROM THE AUDIENCE

None

Public Hearings and Ordinances as Scheduled or Agendaed

None

Public Opportunity to Speak on Commission Propositions – (Pursuant to Sec. 286.0114, Fla. Stat. and subject to the limitations of Sec. 286.0114(3)(a), Fla. Stat)

None

Resolutions

None

Reports, Requests, and Communications by the City Manager

None

Reports by Boards and Committees

None

Other Items Requested to Be Agendaed by Commission Member(s), the City Manager, and Other City Officials

None

Comments

City Manager, Robert Nixon

- Thanked the Commission for recognizing individuals who have distinguished themselves.
- Stated that the commission meeting is the culmination of Black History Month for the City of Quincy.
- Stated that the events this past weekend were excellent.
- Thanked the county for its partnership during the Black History Month celebration.
- Thanked Reggie Bell and the Public Works staff for helping the city place third place for its float.
- Thanked Reggie Bell and the Public Works staff for keeping things organized and cleaning up after the event.
- Thanked the commission for its dedication to moving the city forward.
- Stated that the positive dynamics of the commission board are awesome.

Commission

City Clerk, Janice Shackelford Clemons

- No comments

Attorney Tiffani Brown on behalf of City Attorney Gary Roberts

- No comments

Commissioner Sapp

- Stated that each of us as black individuals matters to our rich history and that it is up to us to ensure the torch is passed along.
- Stated how much she enjoyed this past weekend's Black History events.
- Stated that Quincy has become a diverse community.

- Enjoyed conversating with Commissioner Bass-Prieto while sitting on the float during the parade.
- Stated that it showed the many numerous hours the float committee spent working on the City's float.
- Stated that there were no surprises during the weekend of events.
- Stated that late Sunday evening she'd received calls regarding the loud car music.
- Stated how much she loves her young people, but there needs to be a level of respect regarding how loud music is playing so late because you never know who's sick or a baby that may have colic.
- Thanked the County for its partnership with the City and the showing of the movie Wakanda Forever.
- Stated how good it was to see families sitting together while watching the movie.

Commissioner Bass-Prieto

- Thanked the city manager and staff for a wonderful Black History event.
- Stated that the collaboration with the county was excellent.
- Stated that speeding is still out of control.
- Stated that loud music from cars as they drive by is another problem.
- Requested that the city manager and the police department address the issue of speeders and loud music.

Commissioner Harris

- Echoed what the other commissioners had already said.
- Stated that the weekend past event was well planned.
- Stated that the Black History parade is getting better and better.
- Stated that the trail ride was also a great event.
- Stated how it is important to embrace young people and their culture of positive events.
- Stated that the last two events sponsored by young people brought in thousands without any incident.

Mayor Pro Tem Canidate

- Stated that she missed the Black History Parade Saturday but heard that it was extremely successful.
- Stated that young individuals do need clean and healthy environments to do events.
- Stated that the Q-Dogs and Cream grand opening was remarkable.

Regina Davis thanked those who were able to attend the grand opening of Q-Dogs and Cream.

Ms. Davis stated that she believes the City is on the right track.

Ms. Davis thanked the commission for its leadership.

Mayor Dowdell

- Thanked Dr. Clarence Bryant Jr. for bringing his dad to the commission meeting.
- Thanked Mr. Bryant Sr. for showing him the ropes.
- Stated that the City of Quincy's image has changed and thanked the city manager for his leadership.
- Stated that the city's staff is doing a fantastic job.
- Stated that this is where the city has always wanted to be.

The adjournment was motioned by Commissioner Sapp and seconded by Commissioner Bass-Prieto at 7:21 pm.

Please Note: The City Commission places the official copies of Commission Meeting Minutes on file with the City Clerk's Office upon approval.

Submitted by Janice Shackelford Clemons, City Clerk

APPROVED:


Keith A. Dowdell, Mayor, and
Presiding Officer of the City
Commission and of the City of
Quincy, Florida

ATTEST:

Janice Shackelford Clemons, City Clerk per
Clerk of the of Quincy, Florida
Clerk of the City Commission thereof

Approval of Four
Months of Financial
Statements and Reports
Ending
January 31, 2023

**CITY OF QUINCY, FL FINANCIAL STATEMENTS FOR
THE FOUR MONTHS ENDED JANUARY 31, 2023**



ABSTRACT

The City of Quincy is following the path of financial prudence to ensure the effective usage and management of the available assets and resources to meet the goals and objectives of the City's Commissioners and City Management. The attached financial statements and reports tell the story and highlight the path the City of Quincy is following...

Marcia Carley, MS, CPA
Finance Director

**FINANCIAL
REPORTS**

Prepared February 23, 2023

**CITY OF QUINCY, FL
MONTHLY FINANCIAL REPORTS**

FOR THE FOUR MONTHS ENDED JANUARY 31, 2023

TABLE OF CONTENTS

Description of Report	Finance Personnel
❖ Overview	Marcia Carty
❖ Summary Report of Revenues & Expenses	Marcia Carty
❖ Operating Actual Revenues/Expenses	Marcia Carty
❖ Statement of Operating Revenues	Amanda Matthews
❖ Statement of Operating Expenses	Amanda Matthews
❖ Debt Service Coverage Report	Marcia Carty
❖ Grant Report	Marcia Carty
❖ Utility Billing Report	Donna Reeves
❖ Electric Revenue Prior Year Analysis	Artenia Jones
❖ Electric Revenue Budget vs Actual Analysis	Artenia Jones
❖ Customer Service Receipts Collected	LaTrenda Gainous
❖ Arrears Report	Artenia Jones
❖ Purchase Power (Fuel) Adjustment Report	Amanda Matthews
❖ Net Metering Report	Amanda Matthews
❖ Disbursements Report	Amanda Matthews
❖ Budget Transfer Report	Marcia Carty
❖ Fixed Asset Purchases Report	Andrea Burks
❖ P-Card Report & Bank Statement	Amanda Matthews
❖ Bank Reconciliations & Statements	Marcia Carty
○ Variance FY 2022 versus FY 2023	
○ Prior Month December 2022 versus January 2023	
○ Bank Reconciliations and Bank Statements	
○ Bank Accounts Spendable Type	

OVERVIEW OF THE FINANCIAL REPORTS

Overview of the Monthly Financial Reports for January 31, 2023
By Finance Director Marcia Carty, CPA

For the four months ended January 31, 2023, the following should be noted:

2. Gross operating revenues generated for the above period were \$12,119,017 with \$3,834,291 from general fund (ad valorem tax is recognized ratably) and \$8,284,726 from enterprise fund, representing 31.1% of the budget for the year, \$38,752,074.
3. Total operating expenses equaled \$12,069,605, of which \$3,832,594 was disbursed from governmental fund and \$8,237,011 from enterprise fund.
4. Net results for the City of Quincy were \$49,683 or .1% of total budget.
5. Debt service coverage rate is greater than 1.0; currently equaling 1.18.
6. Grant budget is \$4,719,165 for both revenues and expenses. Actual transactions equal \$130,951 and revenues were \$131,222, with revenues being greater than expenses by \$271.
7. Utility billing for both cycles in January 2023 changed, when compared to January 2022. Cycle One number of bills decreased by 3, with consumption and fuel rate adjustment decreasing, but estimated bills increased by 65. Cycle Two number of bills increased by 26 and consumption, fuel rate adjustment, and services billed increased as well. Cycle Two number of bills estimated increased by 37. Fuel rate adjustment billed is approximately \$62,000 less than prior year. There are 4,850 accounts (increased from December, 2022) – residential accounts are 3,841 and commercial/industrial accounts are 1009.
8. For the month ended January 31, 2023, Electric Utility billing is \$360,632 less than the prior year, with the bulk of the change being contributed to the reduction in earnings from the ARPA Grant (\$460,700). Actual revenues, year-to-date, are less than budget by \$386,658, with the major reduction being in residential and commercial sales.
9. Monthly receipts collected by the Customer Service Division equaled \$2,048,152 (\$400,000 less than December 2022, with \$1,229,689 directly related to Utility Billing payments.
10. Arrears Report reflects an approximate amount of \$305,000 (an increase of \$30,000 when compared to December 2022). Commercial arrears equals \$71,000 and residential arrears of \$234,000.
11. Purchase power adjustment (fuel) rate adjustment decreased by .0215, from .0377 down to .0149, when compared to December 2022.
12. Calculated Net Meter rate increased to .04345 from .02833, when compared to December 2022, or a change of .01512.
13. Total disbursements approximated \$2.89 million, paid with 649 checks, NODs, and ACHs.
14. Monthly budget transfers requested by the Commissioners and the Directors totaled \$22,527.
15. Year-to date as of January 2023, operating fixed asset purchases were \$169,166.87 or 14% budgeted amount of \$1,346,660), of which CRA portion was \$109,893.
16. P-card purchases for the month of January 2023 was \$9,328.94

Items of Concern – Installation of Exceleron has not been completed – still using Point n Pay and being charged 2.52% of credit card payments processed instead of \$2.95 per transaction.

Bank account balances not being used for operating activity should be earning more passive income. We are currently pursuing other possible vendors and the possible start date for customers to pay the credit card charge themselves by possibly, by April 1, 2023.

Conclusion – the City is continuing an up-hill path, and the enhanced financial management efforts are producing positive results.

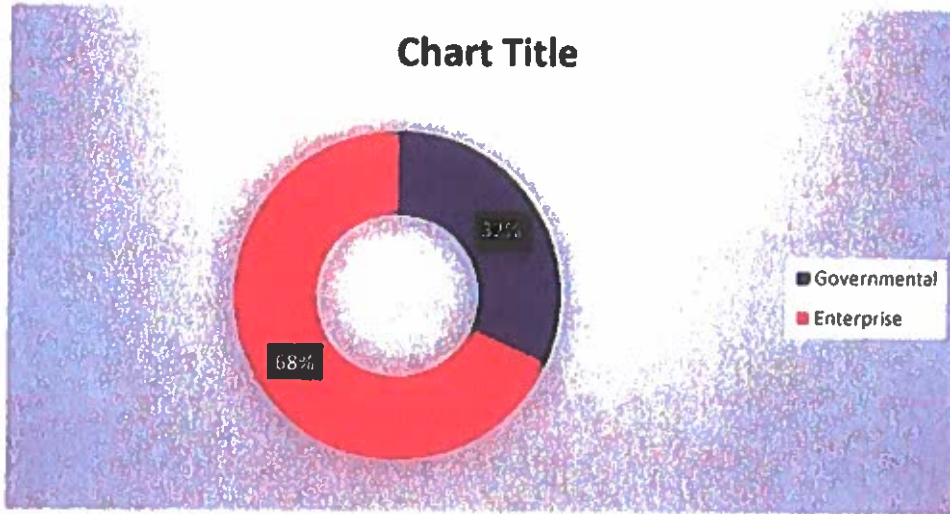
**SUMMARY REPORT OF REVENUES AND EXPENSES
FOR THE FOUR MONTHS ENDED JANUARY 31, 2023**

CITY OF QUINCY, FL
SUMMARY - REVENUES AND EXPENSES FOR THE FOUR MONTHS ENDED JANUARY 31, 2023

ACCOUNT DESCRIPTION	FY 2023 OPERATING BUDGET	FY 2023 4 MONTHS YTD OPERATING ACTUAL	YTD % (100%)
TOTAL GOVERNMENTAL REVENUES	\$12,320,209	\$3,834,291	31.1%
GOVERNMENTAL FUNDS EXPENSES	-\$12,320,209	-\$3,832,594	-31.1%
NET GOVERNMENTAL FUND RESULTS	\$0	\$1,697	0.0%
TOTAL ENTERPRISE FUND REVENUES	\$26,431,865	\$8,284,726	31.3%
TOTAL ENTERPRISE FUND EXPENSES	-\$26,431,865	-\$8,237,011	-31.2%
NET ENTERPRISE FUND RESULTS	\$0	\$47,715	0.2%
TOTAL OPERATING REVENUES	\$38,752,074	\$12,119,017	31.3%
TOTAL OPERATING EXPENSES	-\$38,752,074	-\$12,069,605	-31.1%
NET TOTAL OPERATING RESULTS	\$0	\$49,412	0.1%
GRANT REVENUES	\$4,739,165	\$131,222	2.8%
GRANT EXPENSES	-\$4,739,165	-\$130,951	-2.8%
NET GRANT OPERATIONS	\$0	\$271	0.0%
CITYWIDE TOTAL REVENUES	\$43,491,239	\$12,250,239	28.2%
CITYWIDE TOTAL EXPENSES	-\$43,491,239	-\$12,200,556	-28.1%
NET CITYWIDE TOTAL OPERATIONS	\$0	\$49,683	0.1%

CITY OF QUINCY, FL
CITYWIDE OPERATING REVENUES FOR THE FOUR MONTHS ENDED JANUARY 31, 2023

REVENUES	
Governmental	\$3,834,291
Enterprise	8,284,726
Total Revenues	\$12,119,017

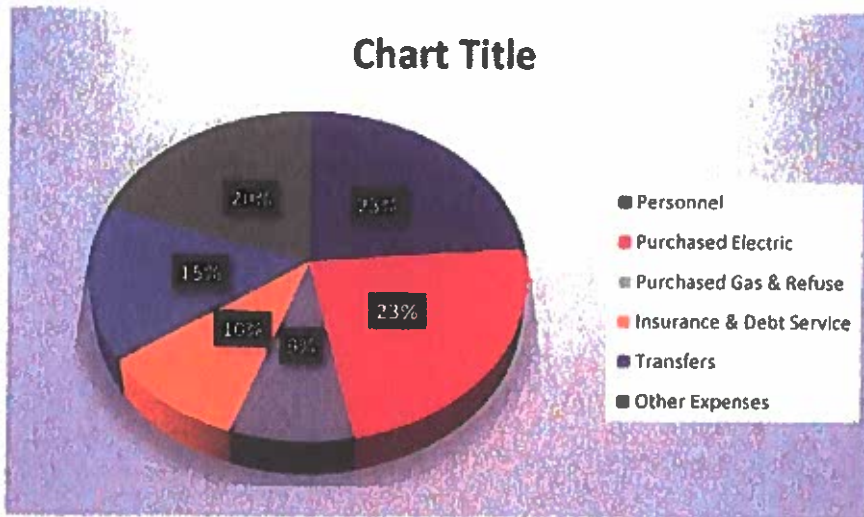


CITY OF QUINCY, FL
CITYWIDE OPERATING EXPENSES FOR THE FOUR MONTHS ENDED JANUARY 31, 2023

FOUR MONTHS YTD
ACTUAL

EXPENDITURES

Personnel	\$2,844,240	
Purchased Electric	2,790,994	
Purchased Gas & Refuse	1,040,908	
Insurance & Debt Service	1,187,377	
Transfers	1,830,893	
Other Expenses	2,375,193	
Total Expenditures		<u>12,069,605</u>



**OPERATING ACTUAL REVENUES/EXPENSES
FOR THE FOUR MONTHS ENDED JANUARY 31, 2023**

CITY OF QUINCY, FL
CITYWIDE OPERATING REVENUES AND EXPENSES FOR THE FOUR MONTHS ENDED JANUARY 31, 2023

	FOUR MONTHS YTD ACTUAL
REVENUES	
Governmental	\$3,834,291
Enterprise	8,284,726
Total Revenues	\$12,119,017
EXPENDITURES	
Personnel	\$2,844,240
Contractual Services	687,997
Professional Services	68,774
Purchased Electric	2,790,994
Purchased Gas	455,004
Reserves/ Perks & Facilities	4,209
Gas, Oil & Grease, Tires, Auto Parts & Repair	112,172
Telephone	60,281
Utilities	150,320
Commercial & Residential Refuse	585,904
Insurance - Property Liability	481,461
Repair & Maintenance	49,347
Yard Tipping Cost	14,968
Other Operating Expenses	105,535
Training & Software	34,797
Office Supplies & Operations	8,557
Operating Materials & Supplies	88,788
Uniforms	48,857
Athletic Equipment	21,821
Dues, Publications, Subscriptions & Memberships	26,210
Economic Environment & Development	332,098
Other Operating Expenses - IT Support	64,002
CRA Operations & Projects	116,561
Capital Expenditures	77,167
Aid to Private Organizations	51,000
Debt Service - Principal and Interest	705,916
Transfers	1,829,226
Business Activity - Enterprise	253,399
Total Expenditures	12,069,605
NET INCOME (LOSS)	\$49,412

**STATEMENT OF OPERATING REVENUES
FOR THE FOUR MONTHS ENDED JANUARY 31, 2023**

ACCOUNT_# ACCOUNT DESCRIPTION ADJUSTED BUDGET 2023 4 MONTHS YTD 2023 OVER (UNDER) ADJUSTED BUDGET YTD % PRIOR YTD 2022 PRIOR YTD % 2022

GOVERNMENTAL FUNDS

ACCOUNT_#	ACCOUNT DESCRIPTION	ADJUSTED BUDGET 2023	4 MONTHS YTD 2023	OVER (UNDER) ADJUSTED BUDGET	YTD %	PRIOR YTD 2022	PRIOR YTD % 2022
GEN FUND REV							
001-311-10000	CURRENT AD VALOREM TAX	\$1,672,337	\$587,446	\$1,114,891	33%	\$1,027,474	77%
001-312-41000	SALES-LOCAL OPTION GAS TAX	\$267,471	\$49,902	\$217,569	19%	\$36,450	16%
001-312-60000	LOCAL GOV INFRASTRUCTURE SURTA	\$641,829	\$232,480	\$409,349	36%	\$118,135	18%
001-314-80000	UTILITY SERVICE TAX PROPANE	\$9,284	\$1,723	\$7,561	19%	\$2,246	32%
001-315-00000	COMMUNICATION SERVICES TAX	\$251,348	\$85,528	\$165,820	34%	\$57,030	24%
001-321-10000	PROFESSIONAL & OCCUPATION LICE	\$25,000	\$5,101	\$19,899	20%	\$14,705	53%
001-322-10000	PERMITS	\$190,235	\$49,943	\$140,292	26%	\$67,406	61%
001-329-10000	OTHER LICENSES, FEES & PERMITS	\$1,731	\$575	\$1,156	33%	\$685	48%
001-331-50000	FEMA REIMBURSEMENT MICHAEL	\$276,985	\$0	\$276,985	0%	\$0	0%
001-335-12000	STATE REVENUE SHARING PROCEEDS	\$358,200	\$125,702	\$232,498	35%	\$85,161	23%
001-335-14000	STATE - MOBILE HOME LICENSE	\$2,947	\$1,247	\$1,700	42%	\$908	54%
001-335-15000	STATE - ALCOHOLIC BEVERAGE LIC	\$4,042	\$2,264	\$1,778	56%	\$2,189	37%
001-335-17000	STATE - D O T REIMBURSEMENT	\$336,443	\$222,899	\$113,544	66%	\$7,250	5%
001-335-18000	STATE - HALF CENT SALES TAX	\$400,151	\$137,869	\$262,282	34%	\$97,085	28%
001-335-23000	FIREFIGHTERS SUPP COMPENSATION	\$2,520	\$0	\$2,520	0%	\$630	21%
001-335-41000	STATE - REBATE ON MUN VEH FUEL	\$13,760	\$1,396	\$12,364	10%	\$4,139	35%
001-335-43000	STATE DEPARTMENT OF HIGHWAY PA	\$947	\$275	\$672	29%	\$315	39%
001-340-21000	SERVICES - COUNTY FIRE PROTECT	\$486,668	\$121,667	\$365,001	25%	\$121,667	25%
001-340-21500	SERVICES-FIRE INSPECTIONS	\$5,545	\$400	\$5,145	7%	\$900	17%
001-347-20000	REVENUE - QPRD CONCESSIONS	\$0	\$1,754	-\$1,754	0%	\$0	0%
001-347-21000	REVENUE - BASEBALL	\$9,104	\$0	\$9,104	0%	\$0	0%
001-347-22000	REVENUE - FOOTBALL	\$10,000	\$7,806	\$2,194	78%	\$3,680	66%
001-347-23000	REVENUE - BASKETBALL	\$5,815	\$4,490	\$1,325	77%	\$4,235	76%
001-347-24000	REVENUE - DAY CAMP	\$3,749	\$0	\$3,749	0%	\$0	0%
001-347-25000	REVENUE - CHEERLEADING	\$500	\$0	\$500	0%	\$76	0%
001-347-26000	REVENUE - SOFTBALL	\$2,000	\$0	\$2,000	0%	\$0	0%
001-347-27000	REVENUE - OTHER ACTIVITY FEES	\$3,000	\$0	\$3,000	0%	\$0	0%
001-347-28000	REVENUE - TRACK & FIELD	\$1,000	\$0	\$1,000	0%	\$0	0%
001-347-29000	REVENUE - KICKBALL	\$1,000	\$0	\$1,000	0%	\$0	0%

001-347-30000	RENT ON FACILITIES	\$30,000	\$8,039	\$21,961	27%	\$8,087	43%
001-347-41000	REVENUE - POOL ADMISSION FEES	\$750	\$0	\$750	0%	\$0	0%
001-347-46993	QuincyFest Vendors	\$700	\$0	\$700	0%	\$0	0%
001-347-50000	COKE FUND REVENUE	\$300	\$224	\$76	75%	\$0	0%
001-359-10000	OTH FINES & FORFEITS	\$50,000	\$15,622	\$34,378	31%	\$9,696	29%
001-359-20000	CODE ENFORCEMENT FINES	\$25,000	\$5,400	\$19,600	22%	\$0	0%
001-364-11000	SALE OF LAND - HILLCREST CEMET	\$26,000	\$5,784	\$20,217	22%	\$3,990	15%
001-364-12000	SALE OF LAND - SUNNYVALE CEMET	\$45,000	\$14,570	\$30,430	32%	\$13,475	17%
001-366-00004	DONATIONS	\$2,500	\$0	\$2,500	0%	\$0	0%
001-369-90000	OTHER MISCELLANEOUS REVENUES	\$80,000	-\$22,253	\$102,253	-28%	\$27,725	28%
001-369-90100	GULF BREEZE INTERLOCAL AGREEME	\$200,000	\$0	\$200,000	0%	\$0	0%
001-369-92000	CRA Administrative Fees	\$20,012	\$6,671	\$13,341	33%	\$6,671	33%
001-369-95000	Insurance Proceeds	\$6,040	\$1,551	\$4,489	26%	\$0	0%
001-369-96000	DONATIONS	\$0	\$250	-\$250	0%	\$0	0%
001-382-10000	CONTRIBUTION FR INTER OPER-ELE	\$4,402,907	\$1,536,752	\$2,866,155	35%	\$1,444,133	34%
001-382-20000	CONTRIBUTION FR INTER OPER-GAS	\$217,550	\$47,517	\$170,033	22%	\$139,221	33%
001-382-30000	CONTRIBUTION FR INTER OPER-WAT	\$440,535	\$137,895	\$302,640	31%	\$245,642	33%
001-382-40000	CONTRIBUTION FR INTER OPER-REF	\$209,670	\$69,890	\$139,780	33%	\$29,890	33%
001-382-50000	CONTRIBUTION FR INTER OPER-SEW	\$257,829	\$37,172	\$220,657	14%	\$39,396	33%
001-382-60000	CONTRIBUTION FR INTER OPER LAN	\$0	\$0	\$0	0%	\$697	13%
001-389-00000	USE OF FUND BALANCE	\$443,299	\$0	\$443,299	0%	\$0	0%
	TOTAL GENERAL FUND REVS	\$11,441,703	\$3,505,551	\$7,966,153	29%	\$3,620,989	37%

002-341-00000	COMMUNITY REDEVELOPMENT FUND						
002-341-10000	CRA TIF COUNTY FUNDS	\$412,132	\$0	\$412,132	0%	\$0	0%
002-361-10000	CRA TIF CITY FUNDS	\$321,428	\$328,544	-\$7,116	102%	\$207,164	103%
002-389-00000	INTEREST REVENUE	\$100	\$196	-\$96	196%	\$5	0%
	USE OF FUND BALANCE	\$144,846	\$0	\$144,846	0%	\$0	0%
	TOTAL CRA REVENUE	\$878,506	\$328,740	\$549,766	9%	\$207,169	34%
	TOTAL GOVERNMENTAL FUNDS	\$12,320,209	\$3,834,291	\$8,515,919	31.1%	\$3,828,158	35.5%

ENTERPRISE FUNDS

	BUSINESS ACTIVITY AND CUSTOMER	\$760,196	\$253,399	\$506,797	33%	\$224,534	33%
400-381-10000	INTERFUND TRANSFER						
	SEWER						
402-343-10000	SALES	\$2,002,607	\$640,445	\$1,362,162	32%	\$654,092	32%
402-343-16000	CONNECTIONS	\$8,457	\$1,764	\$6,693	21%	\$5,600	65%
402-343-17000	FORFEITED DISCOUNTS - PENALTY	\$30,805	\$9,823	\$20,982	32%	\$10,203	33%
402-343-27000	MISCELLANEOUS CHARGES	\$273	\$3,399	-\$3,126	1245%	\$0	0%
402-343-50000	SEWER SURCHARGE O/S	\$51,712	\$21,242	\$30,470	41%	\$16,621	27%
402-361-10000	INTEREST REVENUE	\$426	\$384	\$42	90%	\$103	32%
402-369-90000	OTHER MISCELLANEOUS REVENUE	\$0	\$6,652	-\$6,652	0%	\$0	0%
402-381-10000	INTERFUND TRANSFER	\$0	\$0	\$0	0%	\$6,057	33%
	TOTAL SEWER REV	\$2,094,280	\$683,709	\$1,410,572	25%	\$692,676	23%
	ELECTRIC						
403-331-01019	H-M FEMA REIMB MICHAEL	\$514,000	\$0	\$514,000	0%	\$0	0%
403-343-11000	RESIDENTIAL SALES	\$6,023,865	\$1,899,312	\$4,124,553	32%	\$1,791,331	33%
403-343-12000	COMMERCIAL SALES	\$8,076,860	\$2,512,416	\$5,564,444	31%	\$2,464,641	35%
403-343-13000	INDUSTRIAL SALES	\$1,880,237	\$626,139	\$1,254,098	33%	\$577,133	41%
403-343-14000	STREET LIGHTING SALES	\$71,067	\$17,808	\$53,259	25%	\$30,803	301%
403-343-15000	INTERDEPARTMENTAL SALES	\$375,387	\$80,077	\$295,310	21%	\$118,865	38%
403-343-16000	CONNECTIONS	\$63,021	\$1,898	\$61,123	3%	\$30,715	58%
403-343-16500	Hurricane Michael Surcharge	\$392,299	\$302,578	\$89,721	77%	\$310,975	32%
403-343-17000	FORFEITED DISCOUNTS - PENALTY	\$245,470	\$86,154	\$159,316	35%	\$57,628	39%
403-343-18000	SALE OF MATERIAL	\$13,705	\$0	\$13,705	0%	\$10,077	0%
403-343-18500	SPECIAL PROJECT - MATERIAL SAL	\$38,651	\$84	\$38,567	0%	\$28,420	0%
403-343-19000	CUT ON/OFF FEES	\$11,178	\$1,615	\$9,563	14%	\$5,165	18%
403-343-24000	TRANSFORMER RENT	\$8,628	\$2,820	\$5,808	33%	\$2,820	33%
403-343-27000	MISCELLANEOUS CHARGES	\$7,053	-\$1,718	\$8,771	-24%	\$3,162	43%
403-343-90000	MISCELLANEOUS REVENUES	\$21,129	\$1,268	\$19,861	6%	\$296	0%
403-361-10000	INTEREST REVENUE	\$1,398	\$1,685	-\$287	120%	\$411	41%
403-369-90000	MISCELLANEOUS REVENUES	\$7,222	\$12,796	-\$5,574	177%	\$2,464	0%
	TOTAL ELECTRIC REV	\$17,751,170	\$5,544,932	\$12,206,238	31%	\$5,434,906	35%

	404-331-37000	404-343-10000	404-343-15000	404-343-16000	404-343-17000	404-343-27000	404-343-30000	404-361-10000	404-369-90000											
WATER																				
AMERICAN RESCUE PLAN GRANT										\$0	\$0	\$0	0%	\$0	\$0	\$0	0%	\$13,000	59%	
SALES		\$1,699,030	\$78,388	\$29,550	\$30,896	\$24,134	\$93,879	\$1,156	\$62	\$80,500	\$1,118,530	34%	\$550,088	\$24,544	\$14,243	\$11,255	3%	\$29,153	27%	
INTERDEPARTMENTAL SALES										\$19,691	\$58,697	25%	\$2,057	\$2,000						
CONNECTIONS										\$2,901	\$26,649	10%	\$2,000							
FORFEITED DISCOUNTS-PENALTIES										\$9,050	\$21,846	29%								
MISCELLANEOUS CHARGES										\$19,690	\$4,444	82%								
WATER SURCHARGE O/S										\$34,166	\$59,713	36%								
INTEREST REVENUE										\$5,297	-\$4,141	458%								
Miscellaneous Reveune										\$0	\$62	0%								
TOTAL WATER REV		\$1,957,095								\$671,295	\$1,285,800	34%						\$642,076	27%	

	405-343-10000	405-343-15000	405-343-16000	405-343-17000	405-343-27000	405-361-10000	405-369-90000												
GAS																			
GAS SALES		\$1,836,740	\$9,299	\$3,639	\$31,963	\$0	\$80	\$148,135		\$508,634	\$1,328,106	28%	\$578,592	\$2,057	\$2,000	\$10,208	38%		
GAS INTERDEPARTMENTAL SALES										\$3,459	\$5,840	37%							
GAS CONNECTIONS										\$388	\$3,252	11%							
GAS FORFEITED DISCS-PENALTIES										\$6,101	\$25,862	19%							
GAS OTHER CHARGES										\$250	-\$250	0%							
INTEREST REVENUE										\$306	-\$226	383%							
MISCELLANEOUS REVENUE										\$21,553	\$126,583	15%							
TOTAL GAS REV		\$2,029,856								\$540,691	\$1,489,166	27%						\$592,368	27%

406-343-11000	REFUSE									
	RESIDENTIAL SALES	\$780,913	\$248,427	\$532,486	32%	\$247,654	33%			
406-343-12000	COMMERCIAL SALES	\$547,487	\$196,343	\$351,144	36%	\$178,163	34%			
406-343-15000	YARD TRASH COLLECTION	\$150,283	\$47,621	\$102,662	32%	\$47,656	33%			
406-343-17000	FORFEITED DISCOUNTS-PENALTIES	\$20,000	\$7,460	\$12,540	37%	\$6,215	33%			
	TOTAL REFUSE REV	\$1,498,683	\$499,851	\$998,832	33%	\$479,688	30%			
	LANDFILL									
407-343-44000	GARBAGE TIPPING FEES	\$148,597	\$26,852	\$121,745	18%	\$59,189	39%			
407-381-00010	Non-Operating Transfer	\$0	\$0	\$0	0%	\$3,955	33%			
	TOTAL LANDFILL REV	\$148,597	\$26,852	\$121,745	18%	\$63,144	38%			
	TELECOMMUNICATION									
508-381-00010	Non-Operating Transfer	\$181,988	\$60,663	\$121,325	33%	\$43,667	31%			
508-381-10000	INTERFUND TRANSFER FROM GENERA	\$5,000	\$1,667	\$3,333	33%	\$1,288	33%			
508-381-30000	INTERFUND TRANSFER FROM CRA	\$5,000	\$1,667	\$3,333	33%	\$1,333	33%			
	TOTAL TELECOMMUNICATIONS REV	\$191,988	\$63,997	\$127,992	33%	\$46,288	31%			
	TOTAL ENTERPRISE FND REVS	\$26,431,865	\$8,284,726	\$18,147,142	30%	\$8,175,680	31%			
	TOTAL REVENUES	\$38,752,074	\$12,119,017	\$26,663,062	28%	\$12,003,838	33%			

STATEMENT OF OPERATING EXPENSES
FOR THE FOUR MONTHS ENDED JANUARY 31, 2023

CITY OF QUINCY, FL
STATEMENT OF OPERATING EXPENSES FOR THE FOUR (4) MONTHS ENDED JANUARY 31, 2023

G/L_Acct #	ACCOUNT DESCRIPTION	FY 2023 OPERATING BUDGET	FY 2023 4 MONTHS YTD OPERATING ACTUAL	FY 2023 OPERATING BUDGET BALANCE	FY 2023 4 MONTHS YTD OPERATING 33.0%	FY 2022 4 MONTHS YTD OPERATING ACTUAL	YTD% 2022
GENERAL FUND EXPENSES							
CITY COMMISSION							
001-110-511-10110	SALARIES & WAGES	186,128.00	53,250.00	132,878.00	28.6%	53,960.00	28.99%
001-110-511-10210	FICA TAXES	14,239.00	3,921.00	10,318.00	27.5%	3,999.00	28.19%
001-110-511-10220	RETIREMENT CONTRIBUTIONS	22,335.00	6,390.00	15,945.00	28.6%	6,475.00	29.10%
001-110-511-10230	LIFE & HEALTH INSURANCE	30,153.00	6,429.00	23,724.00	21.3%	5,565.00	30.95%
001-110-511-30343	PROFESSIONAL SERVICES	20,000.00	350.00	19,650.00	1.8%	5,300.00	16.46%
001-110-511-30390	CONTINGENCIES-RESERVES	4,000.00	0.00	4,000.00	0	0.00	0
001-110-511-30434	SENIOR SERVICES	10,000.00	1,874.00	8,126.00	18.7%	0.00	0
001-110-511-30436	COMMUNITY OUTREACH	0.00	0.00	0.00	0	0.00	0
001-110-511-30437	COMMUNITY EVENTS	22,400.00	0.00	22,400.00	0	0.00	0
001-110-511-30491	OTHER EXPENSES	14,000.00	2,917.00	11,083.00	20.8%	4,655.00	24.85%
001-110-511-31000	OTHER OPERATING IT SUPPORT	9,500.00	3,167.00	6,333.00	33.3%	2,800.00	33.33%
001-110-511-80820	AID TO PRIVATE ORGANIZATIONS	51,000.00	51,000.00	0.00	100.0%	59,000.00	115.68%
001-110-519-30500	LEGAL ADS & RECORDINGS	3,200.00	0.00	3,200.00	0	0.00	0
001-110-552-60620	CHAMBER BUILDING IMPROVEMENTS	5,000.00	0.00	5,000.00	0	0.00	0
	TOTAL CITY COMMISSION	391,955.00	129,298.00	262,657.00	33.0%	141,755.00	37.00%
CITY MANAGER							
001-160-512-10110	SALARIES & WAGES	110,000.00	22,591.00	87,409.00	20.5%	77,287.00	48.85%
001-160-512-10120	REGULARY SALARIES & WAGES	47,000.00	940.00	46,060.00	2.0%	22,094.00	56.05%
001-160-512-10210	FICA TAXES	12,011.00	1,834.00	10,177.00	15.3%	5,365.00	42.06%
001-160-512-10220	RETIREMENT CONTRIBUTIONS	18,840.00	2,774.00	16,066.00	14.7%	11,614.00	51.17%
001-160-512-10230	LIFE & HEALTH INSURANCE	25,434.00	6,682.00	18,752.00	26.3%	2,735.00	31.10%
001-160-512-30341	CONTRACTUAL SERVICES	5,000.00	5,000.00	0.00	100.0%	10,820.00	34.05%
001-160-512-30343	PROFESSIONAL SERVICES	3,500.00	0.00	3,500.00	0	0.00	0
001-160-512-30402	TRAVEL EXPENSE	1,500.00	0.00	1,500.00	0	0.00	0
001-160-512-30403	GAS	4,000.00	2,448.00	1,552.00	61.2%	1,251.00	26.28%
001-160-512-30410	TELEPHONE	8,000.00	2,797.00	5,203.00	35.0%	2,048.00	23.16%
001-160-512-30461	REPAIR & MAINTENANCE OFFICE EQ	4,600.00	0.00	4,600.00	0	0.00	0
001-160-512-30491	OTHER OPERATING EXPENSE	8,000.00	7,132.00	868.00	89.2%	4,139.00	56.49%
001-160-512-30511	OFFICE SUPPLIES GENERAL	3,000.00	123.00	2,877.00	4.1%	994.00	41.69%
001-160-512-31000	OTHER OPERATING EXP - IT SUPPO	9,500.00	3,167.00	6,333.00	33.3%	2,800.00	33.33%
	TOTAL CITY MANAGER	260,385.00	55,488.00	204,897.00	21.0%	141,147.00	45.00%

CITY OF QUINCY, FL
STATEMENT OF OPERATING EXPENSES FOR THE FOUR (4) MONTHS ENDED JANUARY 31, 2023

G/L ACCT #	ACCOUNT DESCRIPTION	FY 2023 OPERATING BUDGET	FY 2023 4 MONTHS YTD OPERATING ACTUAL	FY 2023 OPERATING BUDGET BALANCE	FY 2023 4 MONTHS YTD OPERATING 33.0%	FY 2022 4 MONTHS YTD OPERATING ACTUAL	YTD% 2022
	CITY ATTORNEY						
001-120-514-30341	CONTRACTUAL SERVICES	300,000.00	149,420.00	150,580.00	49.8%	69,662.00	14.35%
001-120-514-30402	TRAVEL	500.00	0.00	500.00	0	0.00	0
001-120-514-30491	OTHER OPERATING EXPENSE	500.00	0.00	500.00	0	84.00	0
001-120-514-31000	OTHER OPERATING EXP - IT SUPPO	0.00	0.00	0.00	0	2,800.00	33.33%
	TOTAL CITY ATTORNEY	301,000.00	149,420.00	151,580.00	50.0%	72,546.00	15.00%
	CITY CLERK						
001-130-519-10110	SALARIES & WAGES	50,000.00	16,428.00	33,572.00	32.9%	14,323.00	27.68%
001-130-519-10210	FICA TAXES	3,825.00	1,298.00	2,527.00	33.9%	1,134.00	27.71%
001-130-519-10220	RETIREMENT CONTRIBUTIONS	6,000.00	1,910.00	4,090.00	31.8%	1,719.00	29.10%
001-130-519-10230	LIFE & HEALTH INSURANCE	8,100.00	588.00	7,512.00	7.3%	548.00	25.68%
001-130-519-30341	CONTRACTUAL SERVICES	2,500.00	0.00	2,500.00	0	0.00	0
001-130-519-30343	PROFESSIONAL SERVICES	3,000.00	0.00	3,000.00	0	175.00	8.27%
001-130-519-30402	TRAVEL EXPENSE	1,000.00	0.00	1,000.00	0	0.00	0
001-130-519-30410	TELEPHONE	5,500.00	2,487.00	3,013.00	45.2%	1,448.00	22.63%
001-130-519-30461	REPAIR & MAINT - OFFICE EQUIPM	2,000.00	0.00	2,000.00	0	0.00	0
001-130-519-30491	OTHER OPERATING EXPENSE	2,000.00	471.00	1,529.00	23.5%	1,237.00	44.87%
001-130-519-30493	TRAINING	600.00	0.00	600.00	0	0.00	0
001-130-519-30500	LEGAL ADS AND RECORDING FEES	5,000.00	0.00	5,000.00	0	140.00	5.85%
001-130-519-30511	OFFICE SUPPLIES-GENERAL	600.00	137.00	463.00	22.8%	447.00	62.08%
001-130-519-31000	OTHER OPERATING EXP - IT SUPPO	5,000.00	1,667.00	3,333.00	33.3%	1,667.00	33.33%
	TOTAL CITY CLERK	95,125.00	24,986.00	70,139.00	26.0%	22,837.00	26.00%
	NON-DEPARTMENTAL						
001-001-519-10272	INVESTMENT EXPENSE	1,020.00	0.00	1,020.00	0	0.00	0
001-001-519-30320	ACCOUNTING & AUDITING SERVICES	35,357.00	0.00	35,357.00	0	0.00	0
001-001-519-30341	CONTRACTUAL SERVICES	30,000.00	0.00	30,000.00	0	6,035.00	10.60%
001-001-519-30342	RECORDING OF THE COMMISSION MT	43,500.00	12,000.00	31,500.00	27.6%	14,000.00	32.18%
001-001-519-30343	PROFESSIONAL SERVICES	3,178.00	156.00	3,022.00	4.9%	85.00	2.67%
001-001-519-30391	RESERVES - FUNDING OF RESTRICT	400.00	0.00	400.00	0	0.00	0
001-001-519-30410	TELEPHONE	1,924.00	908.00	1,016.00	47.2%	0.00	0
001-001-519-30440	SUMMER YOUTH WORK PROGRAM	24,000.00	0.00	24,000.00	0	0.00	0
001-001-519-30451	INSURANCE	575,000.00	283,164.00	291,836.00	49.2%	188,408.00	37.17%
001-001-519-30465	COPIER PAYMENT	1,898.00	451.00	1,447.00	23.7%	657.00	33.73%
001-001-519-30490	INTEREST EXPENSE	3,083.00	0.00	3,083.00	0	0.00	0
001-001-519-30491	OTHER OPERATING EXPENSE	47,750.00	33,023.00	14,727.00	69.2%	24,695.00	76.87%

CITY OF QUINCY, FL
 STATEMENT OF OPERATING EXPENSES FOR THE FOUR (4) MONTHS ENDED JANUARY 31, 2023

G/L_ACCT #	ACCOUNT DESCRIPTION	FY 2023 OPERATING BUDGET	FY 2023 4 MONTHS YTD OPERATING ACTUAL	FY 2023 OPERATING BUDGET BALANCE	FY 2023 4 MONTHS YTD OPERATING 33.0%	FY 2022 4 MONTHS YTD OPERATING ACTUAL	YTD% 2022
001-001-519-30512	POSTAGE	3,349.00	1,772.00	1,577.00	52.9%	1,224.00	22.57%
001-001-519-70730	TRANSFER DEBT SVC CAP IMP BOND	361,663.00	120,000.00	241,663.00	33.2%	120,000.00	33.06%
001-001-519-70731	HONEYWELL LOAN PRINCIPAL	17,117.00	8,460.00	8,657.00	49.4%	9,373.00	48.28%
001-001-519-70732	HONEYWELL LOAN INTEREST	598.00	397.00	201.00	66.4%	837.00	31.27%
001-001-519-90000	TRANSFER TO INTERNAL SERVICE F	5,000.00	1,667.00	3,333.00	33.3%	1,288.00	33.33%
001-001-552-30645	CRA TIF: ECONOMIC ENVIRON.	328,678.00	328,544.00	134.00	100.0%	207,164.00	99.96%
	TOTAL NON-DEPARTMENTAL	1,483,515.00	790,542.00	692,973.00	53.0%	571,192.00	46.00%
	PERSONNEL						
001-260-513-10110	EXE SALARIES & WAGES	65,000.00	19,291.00	45,709.00	29.7%	22,333.00	49.77%
001-260-513-10120	REGULAR SALARIES & WAGES	89,044.00	27,205.00	61,839.00	30.6%	9,163.00	25.45%
001-260-513-10130	OTHER SALARIES & WAGES - P/T	0.00	0.00	0.00	0	-118.00	26.19%
001-260-513-10210	FICA TAXES	11,784.00	3,239.00	8,545.00	27.5%	2,277.00	32.00%
001-260-513-10220	RETIREMENT CONTRIBUTIONS	18,485.00	5,475.00	13,010.00	29.6%	3,779.00	39.90%
001-260-513-10230	LIFE & HEALTH INSURANCE	24,955.00	9,475.00	15,480.00	38.0%	1,750.00	20.01%
001-260-513-30314	PSYCHIATRIC EVALUATIONS	4,000.00	480.00	3,520.00	12.0%	720.00	18.47%
001-260-513-30315	EMPLOYEE QUALITY OF LIFE	5,000.00	1,225.00	3,775.00	24.5%	0.00	0
001-260-513-30341	CONTRACTUAL SERVICES	12,057.00	1,545.00	10,512.00	12.8%	4,511.00	21.07%
001-260-513-30343	PROFESSIONAL SERVICES	14,000.00	898.00	13,102.00	6.4%	3,941.00	22.52%
001-260-513-30402	TRAVEL EXPENSE	500.00	0.00	500.00	0	0.00	0
001-260-513-30410	TELEPHONE	7,200.00	3,172.00	4,028.00	44.1%	1,805.00	21.76%
001-260-513-30461	REPAIR AND MAINTENANCE OFFICE	500.00	0.00	500.00	0	0.00	0
001-260-513-30491	OTHER OPERATING EXPENSE	500.00	169.00	331.00	33.7%	222.00	11.08%
001-260-513-30493	TRAINING	1,500.00	0.00	1,500.00	0	0.00	0
001-260-513-30511	OFFICE SUPPLIES GENERAL	750.00	0.00	750.00	0	0.00	0
001-260-513-31000	OTHER OPERATING EXP - IT SUPPO	9,500.00	3,167.00	6,333.00	33.3%	2,800.00	33.33%
	TOTAL PERSONNEL	264,275.00	75,341.00	189,434.00	28.0%	53,182.00	30.00%
	FINANCE						
001-271-513-10110	EXE SALARIES & WAGES	26,250.00	7,448.00	18,802.00	28.4%	7,410.00	28.41%
001-271-513-10120	REGULAR SALARIES & WAGES	66,318.00	13,948.00	52,370.00	21.0%	13,033.00	26.32%
001-271-513-10140	OVERTIME	500.00	0.00	500.00	0	14.00	1.26%
001-271-513-10210	FICA TAXES	7,120.00	1,513.00	5,607.00	21.2%	1,435.00	26.48%
001-271-513-10220	RETIREMENT CONTRIBUTIONS	11,168.00	2,512.00	8,656.00	22.5%	2,455.00	28.02%
001-271-513-10230	LIFE & HEALTH INSURANCE	15,077.00	4,046.00	11,031.00	26.8%	3,346.00	29.93%
001-271-513-30343	PROFESSIONAL SERVICES	19,000.00	250.00	18,750.00	1.3%	13,604.00	78.17%
001-271-513-30402	TRAVEL EXPENSE	1,500.00	0.00	1,500.00	0	0.00	0
001-271-513-30410	TELEPHONE	5,500.00	2,445.00	3,055.00	44.5%	1,356.00	19.32%

CITY OF QUINCY, FL
STATEMENT OF OPERATING EXPENSES FOR THE FOUR (4) MONTHS ENDED JANUARY 31, 2023

G/L_ACCT #	ACCOUNT DESCRIPTION	FY 2023 OPERATING BUDGET	FY 2023 4 MONTHS YTD OPERATING ACTUAL	FY 2023 OPERATING BUDGET BALANCE	FY 2023 4 MONTHS YTD OPERATING 33.0%	FY 2022 4 MONTHS YTD OPERATING ACTUAL	YTD% 2022
001-271-513-30440	EQUIPMENT RENTAL	3,100.00	188.00	2,912.00	6.1%	0.00	0
001-271-513-30461	REPAIR & MAINT OFFICE EQUIPMEN	2,500.00	180.00	2,320.00	7.2%	0.00	0
001-271-513-30465	COPIER LEASE	1,200.00	451.00	749.00	37.6%	0.00	0
001-271-513-30491	OTHER OPERATING EXPENSE	1,000.00	598.00	402.00	59.8%	1,076.00	41.45%
001-271-513-30493	TRAINING	2,500.00	0.00	2,500.00	0	0.00	0
001-271-513-30511	OFFICE SUPPLIES GENERAL	7,700.00	3,092.00	4,608.00	40.2%	2,400.00	29.91%
001-271-513-30521	OPERATING SUPPLIES	1,500.00	694.00	806.00	46.3%	1,055.00	94.55%
001-271-513-31000	OTHER OPERATING EXP - IT SUPPO	9,500.00	3,167.00	6,333.00	33.3%	2,800.00	33.33%
	TOTAL FINANCE	181,433.00	40,532.00	140,901.00	22.0%	49,984.00	33.00%
	GENERAL SERVICES ADM						
001-276-513-10110	EXE SALARY & WAGES	0.00	0.00	0.00	0	18,421.00	27.27%
001-276-513-10120	REGULAR SALARIES & WAGES	50,000.00	14,965.00	35,035.00	29.9%	0.00	0
001-276-513-10140	OVERTIME	3,875.00	0.00	3,875.00	0	0.00	0
001-276-513-10210	FICA	6,000.00	1,091.00	4,909.00	18.2%	1,447.00	24.45%
001-276-513-10220	RETIREMENT	7,850.00	1,731.00	6,119.00	22.0%	2,211.00	25.67%
001-276-513-10230	LIFE & HEALTH INSURANCE	8,100.00	2,331.00	5,769.00	28.8%	666.00	22.85%
	TOTAL GEN SERVICES ADM	75,775.00	20,118.00	55,657.00	27.0%	22,745.00	25.00%
	LAW ENFORCEMENT ADM						
001-210-521-10110	EXE SALARIES & WAGES	75,000.00	22,176.00	52,824.00	29.6%	14,423.00	20.95%
001-210-521-10120	REGULAR SALARIES & WAGES	253,720.00	64,331.00	189,389.00	25.4%	41,168.00	21.89%
001-210-521-10130	OTHER SALARIES & WAGES	1,000.00	458.00	542.00	45.8%	75.00	8.54%
001-210-521-10140	OVERTIME	500.00	205.00	295.00	41.0%	103.00	20.51%
001-210-521-10150	SPEC PAY-INCENTIVE, HOL, LV BUYB	800.00	0.00	800.00	0	0.00	0
001-210-521-10210	FICA TAXES	25,323.00	6,551.00	18,772.00	25.9%	4,147.00	21.45%
001-210-521-10220	RETIREMENT CONTRIBUTIONS	39,722.00	22,845.00	16,877.00	57.5%	6,681.00	10.40%
001-210-521-10230	LIFE & HEALTH INSURANCE	53,415.00	12,109.00	41,306.00	22.7%	7,829.00	32.58%
001-210-521-30341	CONTRACTUAL SERVICES	20,000.00	280.00	19,720.00	1.4%	13,516.00	26.03%
001-210-521-30402	TRAVEL EXPENSE	1,500.00	0.00	1,500.00	0	345.00	23.40%
001-210-521-30403	GAS & DIESEL	7,000.00	3,742.00	3,258.00	53.5%	1,173.00	9.43%
001-210-521-30404	OIL & GREASE	850.00	0.00	850.00	0	0.00	0
001-210-521-30405	TIRES	110.00	0.00	110.00	0	0.00	0
001-210-521-30406	VEHICLE PARTS ONLY	250.00	0.00	250.00	0	0.00	0
001-210-521-30407	VEHICLE REPAIRS	500.00	0.00	500.00	0	0.00	0
001-210-521-30410	TELEPHONE	56,000.00	17,654.00	38,346.00	31.5%	25,415.00	42.92%
001-210-521-30430	UTILITIES	8,000.00	2,469.00	5,531.00	30.9%	2,096.00	22.93%
001-210-521-30464	REPAIRS & MAINTENANCE-RADIO	1,000.00	0.00	1,000.00	0	0.00	0

CITY OF QUINCY, FL
STATEMENT OF OPERATING EXPENSES FOR THE FOUR (4) MONTHS ENDED JANUARY 31, 2023

G/L_ACCT #	ACCOUNT DESCRIPTION	FY 2023 OPERATING BUDGET	FY 2023 4 MONTHS YTD OPERATING ACTUAL	FY 2023 OPERATING BUDGET BALANCE	FY 2023 4 MONTHS YTD OPERATING 33.0%	FY 2022 4 MONTHS YTD OPERATING ACTUAL	YTD% 2022
001-210-521-30491	OTHER OPERATING EXPENSE	4,946.00	219.00	4,727.00	4.4 %	2,106.00	44.36 %
001-210-521-30492	INVESTIGATIVE FUNDS	1,500.00	0.00	1,500.00	0	16.00	18.46 %
001-210-521-30493	TRAINING	1,500.00	0.00	1,500.00	0	0.00	0
001-210-521-30494	Software License	17,300.00	16,971.00	329.00	98.1 %	3,000.00	9.00 %
001-210-521-30511	OFFICE SUPPLIES-GENERAL	23,000.00	2,443.00	20,557.00	10.6 %	2,085.00	10.80 %
001-210-521-30521	OPERATING MATERIALS & SUPPLIES	2,000.00	147.00	1,853.00	7.4 %	1,595.00	77.91 %
001-210-521-30522	OPERATING SUPPLIES-UNIFORMS	500.00	0.00	500.00	0	0.00	0
001-210-521-30540	PUBLICATIONS, SUBSCRIP. & MEMB	1,000.00	0.00	1,000.00	0	0.00	0
001-210-521-31000	OTHER OPERATING EXP - IT SUPPO	9,500.00	3,167.00	6,333.00	33.3 %	2,800.00	33.33 %
001-210-521-60641	OFFICE FURNITURE & EQUIPMENT	1,500.00	0.00	1,500.00	0	110.00	2.25 %
	TOTAL LAW ENFORCEMENT ADM	607,436.00	175,767.00	431,669.00	29.0%	128,683.00	22.00%
	LAW ENFORCEMENT OPERATIONS						
001-220-521-10120	REGULAR SALARIES & WAGES	1,539,336.00	437,203.00	1,102,133.00	28.4 %	432,671.00	28.51 %
001-220-521-10130	OTHER SALARIES & WAGES - P/T	20,000.00	13,152.00	6,848.00	65.8 %	14,173.00	26.99 %
001-220-521-10140	OVERTIME	100,000.00	47,243.00	52,757.00	47.2 %	53,145.00	39.71 %
001-220-521-10150	SPEC PAY-INCENTIVE,HOL, LV BUY	15,266.00	5,868.00	9,398.00	38.4 %	3,460.00	25.38 %
001-220-521-10210	FICA TAXES	128,107.00	36,862.00	91,245.00	28.8 %	37,311.00	29.37 %
001-220-521-10220	RETIREMENT CONTRIBUTIONS	375,000.00	118,289.00	256,711.00	31.5 %	117,542.00	38.47 %
001-220-521-10230	LIFE & HEALTH INSURANCE	271,286.00	108,791.00	162,495.00	40.1 %	89,201.00	30.06 %
001-220-521-30341	CONTRACTURAL SERVICES	5,500.00	235.00	5,265.00	4.3 %	418.00	7.72 %
001-220-521-30402	TRAVEL EXPENSE	1,000.00	0.00	1,000.00	0	0.00	0
001-220-521-30403	GASOLINE & DIESEL	60,000.00	21,295.00	38,705.00	35.5 %	13,581.00	21.03 %
001-220-521-30404	OIL & GREASE	3,000.00	1,004.00	1,996.00	33.5 %	862.00	30.21 %
001-220-521-30405	TIRES	5,000.00	2,251.00	2,749.00	45.0 %	1,687.00	26.98 %
001-220-521-30406	VEHICLE PARTS ONLY	29,000.00	3,189.00	25,811.00	11.0 %	10,718.00	41.19 %
001-220-521-30407	OTHER AUTO EXPENSE	1,500.00	585.00	915.00	39.0 %	36.00	0.38
001-220-521-30435	YOUTH DEVELOPMENT ACADEMY & PR	2,000.00	1,000.00	1,000.00	50.0 %	500.00	100.00 %
001-220-521-30462	REPAIR & MAINT.-EQUIPMENT & TO	600.00	0.00	600.00	0	0.00	0
001-220-521-30464	REPAIR & MAINTENANCE - RADIOS	500.00	0.00	500.00	0	480.00	96.00 %
001-220-521-30491	OTHER OPERATING EXPENSE	50,300.00	12,905.00	37,395.00	25.7 %	6,027.00	17.27 %
001-220-521-30493	TRAINING	30,000.00	6,121.00	23,879.00	20.4 %	0.00	0
001-220-521-30494	Software License	8,236.00	8,235.00	1.00	100.0 %	0.00	0
001-220-521-30499	CANINE EXPENSE	500.00	0.00	500.00	0	0.00	0
001-220-521-30511	OFFICE SUPPLIES	1,000.00	0.00	1,000.00	0	259.00	88.21 %
001-220-521-30514	HUMAN INTELLIGENCE - REWARDS	1,000.00	0.00	1,000.00	0	0.00	0
001-220-521-30521	OPERATING MATERIALS & SUPPLIES	95,685.00	64,187.00	31,498.00	67.1 %	1,076.00	3.44 %
001-220-521-30522	OPERATING SUPPLIES - UNIFORMS	40,000.00	10,230.00	29,770.00	25.6 %	17,243.00	33.18 %

CITY OF QUINCY, FL
STATEMENT OF OPERATING EXPENSES FOR THE FOUR (4) MONTHS ENDED JANUARY 31, 2023

G/L_Acct #	ACCOUNT DESCRIPTION	FY 2023 OPERATING BUDGET	FY 2023 4 MONTHS YTD OPERATING ACTUAL	FY 2023 OPERATING BUDGET BALANCE	FY 2023 4 MONTHS YTD OPERATING 33.0%	FY 2022 4 MONTHS YTD OPERATING ACTUAL	YTD% 2022
001-220-521-60641	OFFICE FURNITURE & EQUIPMENT	10,608.00	0.00	10,608.00	0	73,559.00	53.76 %
001-220-521-60642	VEHICLES	109,020.00	17,889.00	91,131.00	16.4 %	21,121.00	30.37 %
001-220-521-60644	EQUIPMENT	20,000.00	9,586.00	10,414.00	47.9 %	14,973.00	90.20 %
	TOTAL LAW ENFORCEMENT OPERAT	2,923,444.00	926,170.00	1,997,324.00	32.0%	910,045.00	31.00%
	FIRE CONTROL ADM						
001-210-522-10110	EXE SALARIES & WAGES	130,000.00	35,487.00	94,513.00	27.3 %	19,615.00	27.45 %
001-210-522-10120	REGULAR SALARIES & WAGES	47,000.00	13,766.00	33,234.00	29.3 %	13,621.00	25.84 %
001-210-522-10150	SPEC PAY-INCENTIVE,HOL, LV BUYB	6,000.00	1,350.00	4,650.00	22.5 %	429.00	21.73 %
001-210-522-10210	FICA TAXES	14,000.00	3,672.00	10,328.00	26.2 %	2,399.00	26.11 %
001-210-522-10220	RETIREMENT CONTRIBUTIONS	21,240.00	11,641.00	9,599.00	54.8 %	4,040.00	27.80 %
001-210-522-10230	LIFE & HEALTH INSURANCE	28,674.00	7,811.00	20,863.00	27.2 %	6,385.00	30.54 %
001-210-522-30410	TELEPHONE	23,923.00	7,243.00	16,680.00	30.3 %	6,942.00	28.82 %
001-210-522-30430	UTILITIES	17,100.00	5,623.00	11,477.00	32.9 %	4,525.00	21.85 %
001-210-522-30461	REPAIR & MAINTENANCE-OFFICE EQ	3,000.00	0.00	3,000.00	0	0.00	0
001-210-522-30463	REPAIR & MAINT.-BUILDINGS & GR	10,000.00	438.00	9,562.00	4.4 %	2,149.00	23.09 %
001-210-522-30464	REPAIR & MAINTENANCE-RADIO	7,000.00	0.00	7,000.00	0	0.00	0
001-210-522-30465	COPIER PAYMENT	1,989.00	451.00	1,538.00	22.7 %	657.00	33.82 %
001-210-522-30491	OTHER OPERATING EXPENSE	1,105.00	722.00	383.00	65.3 %	167.00	14.27 %
001-210-522-30494	FIRE PREVENTION AND EDUCATION	8,000.00	540.00	7,460.00	6.8 %	1,431.00	31.16 %
001-210-522-30511	OFFICE SUPPLIES-GENERAL	1,000.00	120.00	880.00	12.0 %	143.00	30.73 %
001-210-522-30521	OPERATING MATERIALS & SUPPLIES	2,800.00	35.00	2,765.00	1.2 %	159.00	5.11 %
001-210-522-30522	OPERATING SUPPLIES - UNIFORMS	4,000.00	316.00	3,684.00	7.9 %	595.00	16.10 %
001-210-522-31000	OTHER OPERATING EXP -IT SUPPOR	9,500.00	3,167.00	6,333.00	33.3 %	2,800.00	33.33 %
001-210-522-60641	OFFICE FURNITURE & EQUIPMENT	6,000.00	5,000.00	1,000.00	83.3 %	0.00	0
	TOTAL FIRE CONTROL ADM	342,331.00	97,382.00	244,949.00	28.0%	66,056.00	26.00%
	FIRE CONTROL OPERATIONS						
001-230-522-10120	REGULAR SALARIES & WAGES	933,164.00	257,175.00	675,989.00	27.6 %	233,088.00	24.84 %
001-230-522-10130	OTHER SALARIES & WAGES - P/T	21,300.00	600.00	20,700.00	2.8 %	0.00	0
001-230-522-10140	OVERTIME	75,000.00	16,573.00	58,427.00	22.1 %	25,956.00	28.72 %
001-230-522-10150	SPEC PAY-INCENTIVE,HOL, LV BUYB	19,780.00	12,635.00	7,145.00	63.9 %	4,015.00	21.21 %
001-230-522-10210	FICA TAXES	81,079.00	21,066.00	60,013.00	26.0 %	19,308.00	24.92 %
001-230-522-10220	RETIREMENT CONTRIBUTIONS	301,400.00	97,926.00	203,474.00	32.5 %	85,686.00	30.04 %
001-230-522-10230	LIFE & HEALTH INSURANCE	171,711.00	69,576.00	102,135.00	40.5 %	60,880.00	30.78 %
001-230-522-30345	VOLUNTEER FIREFIGHTER PROGRAM	25,200.00	0.00	25,200.00	0	0.00	0
001-230-522-30402	TRAVEL EXPENSE	2,000.00	0.00	2,000.00	0	0.00	0
001-230-522-30403	GASOLINE & DIESEL	15,783.00	6,930.00	8,853.00	43.9 %	4,348.00	22.48 %

CITY OF QUINCY, FL
STATEMENT OF OPERATING EXPENSES FOR THE FOUR (4) MONTHS ENDED JANUARY 31, 2023

G/L ACCT #	ACCOUNT DESCRIPTION	FY 2023 OPERATING BUDGET	FY 2023 4 MONTHS YTD OPERATING ACTUAL	FY 2023 OPERATING BUDGET BALANCE	FY 2023 4 MONTHS YTD OPERATING 33.0%	FY 2022 4 MONTHS YTD OPERATING ACTUAL	YTD% 2022
001-230-522-30404	OIL & GREASE	1,175.00	296.00	879.00	25.2 %	235.00	20.01 %
001-230-522-30405	TIRES	4,000.00	1,415.00	2,585.00	35.4 %	0.00	0
001-230-522-30406	VEHICLE PARTS ONLY	1,675.00	58.00	1,617.00	3.5 %	56.00	3.35 %
001-230-522-30462	REPAIR & MAINT. - EQUIPMENT &	15,000.00	10,779.00	4,221.00	71.9 %	4,518.00	28.69 %
001-230-522-30491	OTHER OPERATING EXPENSE	1,603.00	698.00	905.00	43.5 %	69.00	4.29 %
001-230-522-30493	TRAINING	6,000.00	0.00	6,000.00	0	4,578.00	88.04 %
001-230-522-30511	OFFICE SUPPLIES	500.00	52.00	448.00	10.4 %	51.00	11.96 %
001-230-522-30521	OPERATING MATERIALS & SUPPLIES	3,500.00	878.00	2,622.00	23.6 %	767.00	21.24 %
001-230-522-30522	OPERATING SUPPLIES - UNIFORMS	40,000.00	27,622.00	12,378.00	69.1 %	12,327.00	17.90 %
001-230-522-60644	EQUIPMENT	30,000.00	0.00	30,000.00	0	0.00	0
	TOTAL FIRE CONTROL OPERATIONS	1,749,870.00	524,229.00	1,225,641.00	30.0%	455,883.00	26.00%
	BUILDING & PLANNING						
001-284-515-10110	EXE SALARIES & WAGES	72,140.00	12,452.00	59,688.00	17.3 %	0.00	0
001-284-515-10120	REGULAR SALARIES & WAGES	79,075.00	23,460.00	55,615.00	29.7 %	22,190.00	26.62 %
001-284-515-10140	OVERTIME	0.00	0.00	0.00	0	99.00	79.19 %
001-284-515-10210	FICA TAXES	11,568.00	2,560.00	9,008.00	22.1 %	1,529.00	21.93 %
001-284-515-10220	RETIREMENT CONTRIBUTIONS	18,146.00	4,231.00	13,915.00	23.3 %	2,663.00	27.25 %
001-284-515-10230	LIFE & HEALTH INSURANCE	24,497.00	6,265.00	18,232.00	25.6 %	5,172.00	30.65 %
001-284-515-30341	CONTRACTUAL SERVICES	7,500.00	400.00	7,100.00	5.3 %	115,670.00	97.06 %
001-284-515-30343	PROFESSIONAL SERVICES	40,000.00	7,650.00	32,350.00	19.1 %	5,650.00	12.80 %
001-284-515-30402	TRAVEL EXPENSE	1,000.00	0.00	1,000.00	0	0.00	0
001-284-515-30403	GAS & DIESEL	400.00	362.00	38.00	90.6 %	47.00	23.67 %
001-284-515-30404	OIL & GREASE	200.00	0.00	200.00	0	0.00	0
001-284-515-30405	TIRES	500.00	0.00	500.00	0	0.00	0
001-284-515-30406	VEH PARTS ONLY	300.00	0.00	300.00	0	0.00	0
001-284-515-30407	VEH REPAIRS	200.00	0.00	200.00	0	0.00	0
001-284-515-30410	TELEPHONE	7,000.00	2,983.00	4,017.00	42.6 %	1,763.00	23.45 %
001-284-515-30461	REPAIR & MAINT. OFFICE EQUIPME	2,500.00	489.00	2,011.00	19.6 %	0.00	0
001-284-515-30491	OTHER OPERATING EXPENSE	3,000.00	1,797.00	1,203.00	59.9 %	2,219.00	45.01 %
001-284-515-30493	TRAINING	1,500.00	216.00	1,284.00	14.4 %	585.00	33.40 %
001-284-515-30500	ADVERTISEMENTS	3,600.00	343.00	3,257.00	9.5 %	226.00	5.76 %
001-284-515-30511	OFFICE SUPPLIES GENERAL	5,000.00	107.00	4,893.00	2.1 %	2,430.00	35.24 %
001-284-515-31000	OTHER OPERATING EXP - IT SUPPO	9,500.00	3,167.00	6,333.00	33.3 %	2,800.00	33.33 %
	TOTAL BUILDING & PLANNING	287,626.00	66,482.00	221,144.00	23.0%	163,117.00	51.00%
	RECREATIONAL ACTIVITY						
001-310-572-10110	EXE SALARIES & WAGES	54,388.00	16,641.00	37,747.00	30.6 %	15,213.00	26.48 %

CITY OF QUINCY, IL
STATEMENT OF OPERATING EXPENSES FOR THE FOUR (4) MONTHS ENDED JANUARY 31, 2023

G/L ACCT #	ACCOUNT DESCRIPTION	FY 2023 OPERATING BUDGET	FY 2023 4 MONTHS YTD OPERATING ACTUAL	FY 2023 OPERATING BUDGET BALANCE	FY 2023 4 MONTHS YTD OPERATING 33.0%	FY 2022 4 MONTHS YTD OPERATING ACTUAL	YTD% 2022
001-310-572-10120	REGULAR SALARIES & WAGES	210,300.00	59,836.00	150,464.00	28.5%	64,256.00	25.85%
001-310-572-10130	OTHER SALARIES & WAGES - P/T	63,440.00	4,981.00	58,459.00	7.9%	3,374.00	14.30%
001-310-572-10140	OVERTIME	2,489.00	0.00	2,489.00	0	393.00	16.31%
001-310-572-10210	FICA TAXES	25,292.00	5,747.00	19,545.00	22.7%	5,845.00	24.50%
001-310-572-10220	RETIREMENT CONTRIBUTIONS	39,375.00	8,679.00	30,696.00	22.0%	9,581.00	29.37%
001-310-572-10230	LIFE & HEALTH INSURANCE	53,560.00	19,389.00	34,171.00	36.2%	17,341.00	29.47%
001-310-572-30341	CONTRACTUAL SERVICES	3,718.00	3,717.00	1.00	100.0%	0.00	0
001-310-572-30402	TRAVEL EXPENSE	1,000.00	0.00	1,000.00	0	0.00	0
001-310-572-30403	GAS & DIESEL	12,000.00	3,101.00	8,899.00	25.8%	2,756.00	17.58%
001-310-572-30404	OIL & GREASE	1,500.00	169.00	1,331.00	11.3%	227.00	25.26%
001-310-572-30405	TIRES	1,600.00	134.00	1,466.00	8.4%	747.00	41.53%
001-310-572-30406	VEH PARTS ONLY	1,000.00	138.00	862.00	13.8%	212.00	13.83%
001-310-572-30407	VEHICLE REPAIRS	1,000.00	255.00	745.00	25.5%	18.00	1.18%
001-310-572-30410	TELEPHONE	11,282.00	4,329.00	6,953.00	38.4%	3,615.00	26.63%
001-310-572-30440	RENTAL OF EQUIPMENT & BUILDING	1,500.00	0.00	1,500.00	0	380.00	32.10%
001-310-572-30441	SWIMMING POOL REPAIRS	7,500.00	30.00	7,470.00	0.4	0.00	0
001-310-572-30462	REPAIR & MAINT-EQUIPMENT & TOO	3,000.00	161.00	2,839.00	5.4%	268.00	7.29%
001-310-572-30491	OTHER OPERATING EXPENSES	15,000.00	6,114.00	8,886.00	40.8%	10,733.00	58.72%
001-310-572-30492	MAINTENANCE OF TANYARD CREEK P	7,000.00	1,605.00	5,395.00	22.9%	240.00	9.90%
001-310-572-30493	TRAINING	1,000.00	0.00	1,000.00	0	0.00	0
001-310-572-30511	OFFICE SUPPLIES - GENERAL	1,000.00	175.00	825.00	17.5%	439.00	28.50%
001-310-572-30521	OPERATING MATERIALS & SUPPLIES	3,500.00	1,046.00	2,454.00	29.9%	658.00	19.37%
001-310-572-30522	OPERATING SUPPLIES - UNIFORMS	4,000.00	694.00	3,306.00	17.4%	1,561.00	33.59%
001-310-572-30523	OPERATING SUP - CHEM	4,000.00	1,184.00	2,816.00	29.6%	409.00	12.38%
001-310-572-30524	SWIMMING POOL SUPPLIES	1,500.00	0.00	1,500.00	0	0.00	0
001-310-572-30525	ATHLETIC EQUIPMENT - FOOTBALL	20,000.00	15,815.00	4,185.00	79.1%	11,213.00	53.90%
001-310-572-30526	ATHLETIC EQUIP BASEBALL & SOFT	5,000.00	0.00	5,000.00	0	0.00	0
001-310-572-30528	ATHLETIC EQUIPMENT - BASKETBALL	10,000.00	0.00	10,000.00	0	3,663.00	60.78%
001-310-572-30529	ATHLETIC EQUIPMENT - OTHER	3,000.00	1,025.00	1,975.00	34.2%	0.00	0
001-310-572-30530	DAY CAMP	6,000.00	0.00	6,000.00	0	0.00	0
001-310-572-30531	ATHLETIC EQUIPMENT - KICKBALL	3,000.00	0.00	3,000.00	0	0.00	0
001-310-572-30540	OTHER RECREATIONAL ACTIVITIES	7,000.00	4,981.00	2,019.00	71.2%	2,084.00	22.01%
001-310-572-31000	OTHER OPERATING EXP - IT SUPPO	9,500.00	3,167.00	6,333.00	33.3%	2,800.00	33.33%
	TOTAL RECREATIONAL ACTIVITY	594,444.00	163,113.00	431,331.00	27.0%	158,027.00	27.00%
	PARKS						
001-440-572-10130	OTHER SALARIES & WAGES - P/T	0.00	0.00	0.00	0	-384.00	0
001-440-572 10210	FICA TAXES	0.00	0.00	0.00	0	-29.00	0

CITY OF QUINCY, FL
STATEMENT OF OPERATING EXPENSES FOR THE FOUR (4) MONTHS ENDED JANUARY 31, 2023

G/L ACCT #	ACCOUNT DESCRIPTION	FY 2023 OPERATING BUDGET	FY 2023 4 MONTHS YTD OPERATING ACTUAL	FY 2023 OPERATING BUDGET BALANCE	FY 2023 4 MONTHS YTD OPERATING 33.0%	FY 2022 4 MONTHS YTD OPERATING ACTUAL	YTD% 2022
001-440-572-30341	CONTRACTUAL SERVICES	15,000.00	451.00	14,549.00	3.0%	1,657.00	23.31%
001-440-572-30391	PARKS & FACILITY	29,515.00	4,209.00	25,306.00	14.3%	12,669.00	33.25%
001-440-572-30430	UTILITIES	41,000.00	11,549.00	29,451.00	28.2%	11,724.00	24.20%
001-440-572-30462	REPAIR & MAINT.-EQUIPMENT & TO	2,500.00	157.00	2,343.00	6.3%	212.00	17.67%
001-440-572-30463	REPAIR & MAINTENANCE-BLDGS. &	7,985.00	7,981.00	4.00	99.9%	361.00	6.12%
001-440-572-30491	OTHER OPERATING EXPENSES	2,000.00	0.00	2,000.00	0	0.00	0
001-440-572-60642	VEHICLES	35,000.00	0.00	35,000.00	0	0.00	0
001-440-572-60644	EQUIPMENT	6,500.00	0.00	6,500.00	0	4,285.00	80.83%
	TOTAL PARKS	139,500.00	24,347.00	115,153.00	17.0%	30,493.00	28.00%
	PUBLIC WORKS ADM						
001-410-539-10110	EXE SALARIES & WAGES	48,048.00	14,239.00	33,809.00	29.6%	18,631.00	34.12%
001-410-539-10120	REGULAR SALARIES & WAGES	23,000.00	7,338.00	15,662.00	31.9%	5,107.00	22.69%
001-410-539-10140	OVERTIME	500.00	0.00	500.00	0	0.00	0
001-410-539-10210	FICA TAXES	5,473.00	1,538.00	3,935.00	28.1%	1,663.00	30.22%
001-410-539-10220	RETIREMENT CONTRIBUTIONS	8,585.00	1,663.00	6,922.00	19.4%	2,236.00	30.24%
001-410-539-10230	LIFE & HEALTH INSURANCE	11,590.00	3,488.00	8,102.00	30.1%	3,022.00	30.11%
001-410-539-30410	TELEPHONE	7,770.00	2,575.00	5,195.00	33.1%	2,020.00	25.98%
001-410-539-30430	UTILITIES	62,000.00	20,060.00	41,940.00	32.4%	19,480.00	24.50%
001-410-539-30440	REPAIR & MAINT BUILDING	1,250.00	135.00	1,115.00	10.8%	300.00	19.99%
001-410-539-30491	OTHER OPERATING EXPENSE	4,000.00	1,035.00	2,965.00	25.9%	1,524.00	18.03%
001-410-539-30493	TRAINING	2,000.00	550.00	1,450.00	27.5%	0.00	0
001-410-539-30511	OFFICE SUPPLIES	400.00	48.00	352.00	12.0%	29.00	7.34%
001-410-539-30521	OPERATING MATERIALS & SUPPLIES	3,000.00	0.00	3,000.00	0	367.00	19.38%
001-410-539-30522	OPERATING EXPENSE - UNIFORMS	16,000.00	2,258.00	13,742.00	14.1%	2,034.00	18.63%
001-410-539-30524	OPERATING SUPPLIES - TOOLS	500.00	0.00	500.00	0	14.00	2.79%
001-410-539-31000	OTHER OPERATING EXP - IT SUPPLIO	9,500.00	3,167.00	6,333.00	33.3%	2,800.00	33.33%
	TOTAL PUBLIC WORKS ADM	203,616.00	58,094.00	145,522.00	29.0%	59,228.00	27.00%
	ROADS & STREETS						
001-430-541-10110	SALARIES & WAGES	6,864.00	2,034.00	4,830.00	29.6%	3,376.00	23.14%
001-430-541-10120	REGULAR SALARIES & WAGES	345,530.00	107,415.00	238,115.00	31.1%	96,146.00	26.79%
001-430-541-10140	OVERTIME	4,500.00	1,893.00	2,607.00	42.1%	1,261.00	19.86%
001-430-541-10210	FICA TAXES	27,302.00	7,874.00	19,428.00	28.8%	7,057.00	25.71%
001-430-541-10220	RETIREMENT CONTRIBUTIONS	42,827.00	12,533.00	30,294.00	29.3%	11,791.00	28.98%
001-430-541-10230	LIFE & HEALTH INSURANCE	57,817.00	25,309.00	32,508.00	43.8%	23,300.00	31.02%
001-430-541-30341	CONTRACTUAL SERVICES	60,000.00	18,961.00	41,039.00	31.6%	23,064.00	28.44%
001-430-541-30403	GASOLINE & DIESEL	64,000.00	21,127.00	42,873.00	33.0%	16,673.00	20.33%

CITY OF QUINCY, FL
STATEMENT OF OPERATING EXPENSES FOR THE FOUR (4) MONTHS ENDED JANUARY 31, 2023

G/L ACCT #	ACCOUNT DESCRIPTION	FY 2023 OPERATING BUDGET	FY 2023 4 MONTHS YTD OPERATING ACTUAL	FY 2023 OPERATING BUDGET BALANCE	FY 2023 4 MONTHS YTD OPERATING 33.0%	FY 2022 4 MONTHS YTD OPERATING ACTUAL	YTD% 2022
001-430-541-30462	REPAIR & MAINT - HEAVY EQUIPME	5,000.00	238.00	4,762.00	4.8%	557.00	29.29%
001-430-541-30491	OTHER OPERATING EXPENSE	400.00	30.00	370.00	7.5%	15.00	3.68%
001-430-541-30521	OPERATING MATERIALS & SUPPLIES	900.00	610.00	290.00	67.8%	182.00	22.47%
001-430-541-30524	OPERATING SUPPLIES - SMALL TOO	10,000.00	2,950.00	7,050.00	29.5%	4,507.00	55.67%
001-430-541-30530	ROAD MATERIALS & SUPPLIES	96,106.00	15,468.00	80,638.00	16.1%	10,366.00	10.55%
001-430-541-60632	RESURF & SIDEWALKS	130,000.00	16,039.00	113,961.00	12.3%	3,902.00	0.33%
001-430-541-60634	STORM WATER FACILITIES	5,000.00	0.00	5,000.00	0	1,329.00	0.2
001-430-541-60642	VEHICLES	0.00	0.00	0.00	0	38,821.00	94.27%
001-430-541-60643	HEAVY EQUIPMENT	0.00	0.00	0.00	0	169,272.00	96.72%
	TOTAL ROADS & STREETS	856,246.00	232,481.00	623,765.00	27.0%	411,619.00	14.00%
	CEMETERIES & GROUNDS						
001-431-542-10120	REGULAR SALARIES & WAGES	109,737.00	34,130.00	75,607.00	31.1%	26,924.00	25.44%
001-431-542-10140	OVERTIME	796.00	796.00	0.00	100.0%	237.00	13.26%
001-431-542-10210	FICA TAXES	8,502.00	2,472.00	6,030.00	29.1%	1,888.00	24.96%
001-431-542-10220	RETIREMENT CONTRIBUTIONS	13,337.00	3,915.00	9,422.00	29.4%	3,201.00	27.04%
001-431-542-10230	LIFE & HEALTH INSURANCE	17,877.00	7,889.00	9,988.00	44.1%	6,573.00	29.30%
001-431-542-30521	OPERATING SUPPLIES	102.00	22.00	80.00	21.6%	296.00	37.05%
	TOTAL CEMETERIES & GROUNDS	150,351.00	49,224.00	101,127.00	33.0%	39,119.00	26.00%
	BUILDINGS & GROUNDS						
001-440-519-10120	REGULAR SALARIES & WAGES	191,828.00	51,702.00	140,126.00	27.0%	45,896.00	24.26%
001-440-519-10130	OTHER SALARIES & WAGES - PT	1,235.00	0.00	1,235.00	0	0.00	0
001-440-519-10140	OVERTIME	14,561.00	1,077.00	13,484.00	7.4%	302.00	12.29%
001-440-519-10210	FICA TAXES	23,050.00	3,758.00	19,292.00	16.3%	3,251.00	23.73%
001-440-519-10220	RETIREMENT CONTRIBUTIONS	31,162.00	5,959.00	25,203.00	19.1%	5,478.00	25.67%
001-440-519-10230	LIFE & HEALTH INSURANCE	40,441.00	11,479.00	28,962.00	28.4%	10,529.00	27.08%
001-440-519-30341	CONTRACTUAL SERVICES	20,000.00	675.00	19,325.00	3.4%	13,660.00	47.43%
001-440-519-30463	REPAIR & MAINT.-BUILDINGS & GR	17,000.00	6,632.00	10,368.00	39.0%	6,849.00	23.94%
001-440-519-30491	OTHER OPERATING EXPENSE	9,305.00	429.00	8,876.00	4.6%	748.00	12.50%
	TOTAL BUILDINGS & GROUNDS	348,582.00	81,711.00	266,871.00	23.0%	86,713.00	26.00%
	FLEET MAINTENANCE						
001-450-541-10120	REGULAR SALARIES & WAGES	79,095.00	11,479.00	67,616.00	14.5%	20,580.00	26.02%
001-450-541-10140	OVERTIME	1,000.00	98.00	902.00	9.8%	176.00	17.61%
001-450-541-10210	FICA TAXES	6,127.00	771.00	5,356.00	12.6%	1,393.00	23.82%
001-450-541-10220	RETIREMENT CONTRIBUTIONS	9,611.00	1,346.00	8,265.00	14.0%	2,470.00	27.28%
001-450-541-10230	LIFE & HEALTH INSURANCE	12,975.00	3,408.00	9,567.00	26.3%	4,602.00	30.78%

CITY OF QUINCY, FL
STATEMENT OF OPERATING EXPENSES FOR THE FOUR (4) MONTHS ENDED JANUARY 31, 2023

G/L ACCT #	ACCOUNT DESCRIPTION	FY 2023 OPERATING BUDGET	FY 2023 4 MONTHS YTD OPERATING ACTUAL	FY 2023 OPERATING BUDGET BALANCE	FY 2023 4 MONTHS YTD OPERATING 33.0%	FY 2022 4 MONTHS YTD OPERATING ACTUAL	YTD% 2022
001-450-541-30404	OIL & GREASE	3,000.00	395.00	2,605.00	13.2%	1,055.00	30.42%
001-450-541-30405	TIRES	10,985.00	1,394.00	9,591.00	12.7%	3,148.00	30.02%
001-450-541-30406	VEH PARTS ONLY	30,000.00	4,835.00	25,165.00	16.1%	4,637.00	18.54%
001-450-541-30407	VEHICLE REPAIRS	20,000.00	594.00	19,406.00	3.0%	6,706.00	31.31%
001-450-541-30491	OTHER OPER EXPENSE	7,500.00	1,395.00	6,105.00	18.6%	1,902.00	22.37%
001-450-541-30522	OPERATING SUPPLIES - UNIFORMS	4,000.00	0.00	4,000.00	0	0.00	0
	TOTAL FLEET MAINT	184,293.00	25,715.00	158,578.00	14.0%	46,669.00	26.00%
	TOTAL GEN FUND EXPENDITURES	11,441,702.00	3,710,390.00	7,731,312.00	32.0%	3,631,040.00	27.00%
	COMMUNITY REDEVELOPMENT AGENCY						
002-250-552-10110	EXECUTIVE SALARIES & WAGES	0.00	0.00	0.00	0	19,201.00	26.95%
002-250-552-10120	REGULAR SALARIES & WAGES	86,235.00	1,019.00	85,216.00	1.2%	1,697.00	11.31%
002-250-552-10210	FICA	6,597.00	0.00	6,597.00	0	1,386.00	21.64%
002-250-552-10220	RETIREMENT CONTRIBUTIONS	10,348.00	0.00	10,348.00	0	2,304.00	22.93%
002-250-552-10230	LIFE & HEALTH INSURANCE	13,970.00	0.00	13,970.00	0	3,591.00	35.74%
002-250-552-30341	CONTRACTUAL SERVICES	6,000.00	2,000.00	4,000.00	33.3%	1,500.00	22.90%
002-250-552-30343	PROFESSIONAL SERVICES	38,200.00	350.00	37,850.00	0.9	8,973.00	25.17%
002-250-552-30390	CONTINGENCIES - TANYARD CREEK	3,700.00	0.00	3,700.00	0	0.00	0
002-250-552-30402	TRAVEL EXPENSES	500.00	0.00	500.00	0	0.00	0
002-250-552-30403	GAS & DIESEL	250.00	0.00	250.00	0	0.00	0
002-250-552-30410	TELEPHONE	2,200.00	0.00	2,200.00	0	0.00	0
002-250-552-30490	BANK CHARGES	1,000.00	104.00	896.00	10.4%	547.00	54.69%
002-250-552-30491	OTHER OPERATING EXPENSES	5,000.00	0.00	5,000.00	0	175.00	3.18%
002-250-552-30493	TRAINING	1,000.00	0.00	1,000.00	0	562.00	56.22%
002-250-552-30500	LEGAL ADS & RECORDINGS	1,500.00	0.00	1,500.00	0	0.00	0
002-250-552-30512	POSTAGE	250.00	0.00	250.00	0	0.00	0
002-250-552-30521	OPERATING SUPPLIES	7,500.00	503.00	6,997.00	6.7%	287.00	3.82%
002-250-552-31000	OTHER OPERATING EXPENSE- IT SU	5,000.00	1,667.00	3,333.00	33.3%	1,333.00	33.33%
002-250-552-32000	ADMINISTRATIVE SUPPORT SERVICE	20,000.00	6,671.00	13,329.00	33.4%	6,671.00	33.35%
002-250-552-60000	SENIOR ENERGY EFF PROGRAM	100,000.00	0.00	100,000.00	0	0.00	0
002-250-552-60010	BEAUTIFICATION PROJECTS	1,630.00	0.00	1,630.00	0	0.00	0
002-250-552-60040	CRA CATALYST PROJECTS	566,625.00	109,890.00	456,735.00	19.4%	0.00	0
002-250-552-60641	OFFICE FURNITURE & EQUIPMENT	1,000.00	0.00	1,000.00	0	0.00	0
	TOTAL CRA	878,505.00	122,204.00	756,301.00	14.0%	48,227.00	8.00%
	TOTAL GOVERNMENTAL FUNDS	12,320,207.00	3,832,594.00	8,487,613.00	31.1%	3,679,267.00	27.0%

CITY OF QUINCY, IL
STATEMENT OF OPERATING EXPENSES FOR THE FOUR (4) MONTHS ENDED JANUARY 31, 2023

G/L ACCT #	ACCOUNT DESCRIPTION	FY 2023 OPERATING BUDGET	FY 2023 4 MONTHS YTD OPERATING ACTUAL	FY 2023 OPERATING BUDGET BALANCE	FY 2023 4 MONTHS YTD OPERATING 33.0%	FY 2022 4 MONTHS YTD OPERATING ACTUAL	YTD% 2022
ENTERPRISE FUND							
FINANCIAL SERVICES							
400-271-513-10110	EXECUTIVE SALARIES & WAGES	78,750.00	22,974.00	55,776.00	29.2 %	22,230.00	27.74 %
400-271-513-10120	REGULAR SALARIES & WAGES	198,955.00	41,205.00	157,750.00	20.7 %	39,139.00	26.58 %
400-271-513-10210	FICA TAXES	21,244.00	4,538.00	16,706.00	21.4 %	4,306.00	21.33 %
400-271-513-10220	RETIREMENT CONTRIBUTIONS	33,325.00	7,536.00	25,789.00	22.6 %	7,364.00	23.25 %
400-271-513-10230	LIFE & HEALTH INSURANCE	44,988.00	12,137.00	32,851.00	27.0 %	10,038.00	23.38 %
400-271-513-30341	CONTRACTUAL SERVICES	3,095.00	826.00	2,269.00	26.7 %	880.00	17.59 %
400-271-513-31000	OTHER OPERATING EXPENSE- IT SU	5,000.00	1,667.00	3,333.00	33.3 %	0.00	0
	TOTAL FINANCIAL SERVICES	385,357.00	90,883.00	294,474.00	24.0-%	83,957.00	26.00-%
CUSTOMER SERVICES							
400-274-513-10110	EXE SALARIES & WAGES	50,540.00	14,095.00	36,445.00	27.9 %	22,333.00	49.77 %
400-274-513-10120	REGULAR SALARIES & WAGES	97,960.00	14,896.00	83,064.00	15.2 %	21,593.00	24.86 %
400-274-513-10140	OVERTIME	3,000.00	0.00	3,000.00	0	737.00	20.72 %
400-274-513-10210	FICA TAXES	11,972.00	2,104.00	9,868.00	17.6 %	3,251.00	33.60 %
400-274-513-10220	RETIREMENT CONTRIBUTION	18,780.00	3,170.00	15,610.00	16.9 %	5,271.00	35.24 %
400-274-513-10230	LIFE & HEALTH INSURANCE	25,353.00	4,654.00	20,699.00	18.4 %	4,278.00	22.78 %
400-274-513-30280	Credit Card Processing Charges	138,134.00	59,784.00	78,350.00	43.3 %	44,028.00	30.02 %
400-274-513-30341	CONTRACTUAL SERVICES	5,000.00	4,529.00	471.00	90.6 %	0.00	0
400-274-513-30410	TELEPHONE	7,000.00	3,184.00	3,816.00	45.5 %	1,890.00	24.51 %
400-274-513-30461	REPAIR & MAINTAIN OFFICE EQUIP	4,000.00	451.00	3,549.00	11.3 %	657.00	18.02 %
400-274-513-30490	BANK CHARGES	1,000.00	0.00	1,000.00	0	0.00	0
400-274-513-30491	OTHER OPERATING EXPENSES	6,000.00	5,997.00	3.00	99.9 %	1,080.00	4.09 %
400-274-513-30493	TRAINING	400.00	0.00	400.00	0	0.00	0
400-274-513-30495	Over or Under	0.00	-882.00	882.00	0	0.00	0
400-274-513-30511	OFFICE SUPPLIES-GENERAL	700.00	0.00	700.00	0	0.00	0
400-274-513-31000	OTHER OPERATING EXPENSE IT SUP	5,000.00	1,667.00	3,333.00	33.3 %	185.00	34.98 %
	TOTAL CUSTOMER SERVICES	374,839.00	113,649.00	261,190.00	30.0-%	105,303.00	29.00-%
SEWER ADMINISTRATION							
402-520-535-10110	EXE SALARIES & WAGES	19,000.00	4,377.00	14,623.00	23.0 %	4,331.00	22.04 %
402-520-535-10120	REGULAR SALARIES & WAGES	66,921.00	13,360.00	53,561.00	20.0 %	12,969.00	10.97 %
402-520-535-10140	OVERTIME	2,800.00	465.00	2,335.00	16.6 %	679.00	14.85 %
402-520-535-10210	FICA TAXES	6,787.00	1,287.00	5,500.00	19.0 %	1,277.00	12.40 %
402-520-535-10220	RETIREMENT CONTRIBUTIONS	10,647.00	2,080.00	8,567.00	19.5 %	2,076.00	13.30 %

CITY OF QUINCY, FL
STATEMENT OF OPERATING EXPENSES FOR THE FOUR (4) MONTHS ENDED JANUARY 31, 2023

G/L ACCT #	ACCOUNT DESCRIPTION	FY 2023 OPERATING BUDGET	FY 2023 4 MONTHS YTD OPERATING ACTUAL	FY 2023 OPERATING BUDGET BALANCE	FY 2023 4 MONTHS YTD OPERATING 33.0%	FY 2022 4 MONTHS YTD OPERATING ACTUAL	YTD% 2022
402-520-535-10230	LIFE & HEALTH INSURANCE	14,373.00	4,978.00	9,395.00	34.6 %	4,344.00	17.54 %
402-520-535-30320	ACCOUNTING & AUDITING SERVICES	12,154.00	0.00	12,154.00	0	0.00	0
402-520-535-30341	CONTRACTUAL SERVICES	7,400.00	194.00	7,206.00	2.6 %	158.00	1.98 %
402-520-535-30343	PROFESSIONAL SERVICES	22,601.00	7,357.00	15,244.00	32.6 %	897.00	5.74 %
402-520-535-30402	TRAVEL EXPENSE	200.00	0.00	200.00	0	0.00	0
402-520-535-30403	GAS & DIESEL	200.00	0.00	200.00	0	0.00	0
402-520-535-30404	OIL & GREASE	400.00	0.00	400.00	0	0.00	0
402-520-535-30405	TIRES	200.00	0.00	200.00	0	0.00	0
402-520-535-30410	TELEPHONE	8,000.00	3,209.00	4,791.00	40.1 %	0.00	0
402-520-535-30440	RENTALS & LEASES	345.00	0.00	345.00	0	2,132.00	70.66 %
402-520-535-30451	INSURANCE - PROPERTY LIABILITY	56,050.00	27,217.00	28,833.00	48.6 %	123.00	22.28 %
402-520-535-30465	COPIER REPAIRS	2,000.00	0.00	2,000.00	0	21,317.00	47.19 %
402-520-535-30490	BANK CHARGES	1,000.00	9.00	991.00	0.9 %	0.00	0
402-520-535-30491	OTHER OPERATING EXPENSE	5,000.00	823.00	4,177.00	16.5 %	1,706.00	31.63 %
402-520-535-30511	OFFICE SUPPLIES	300.00	0.00	300.00	0	103.00	34.83 %
402-520-535-30521	OPERATING SUPPLIES	134.00	0.00	134.00	0	134.00	99.86 %
402-520-535-30522	OPERATING SUPPLIES - UNIFORMS	249.00	68.00	181.00	27.1 %	69.00	28.85 %
402-520-535-31000	OTHER OPERATING EXP - IT SUPPO	9,500.00	3,167.00	6,333.00	33.3 %	2,800.00	33.33 %
402-520-535-70031	2020A BOND DEBT SERVICE PRINCI	101,179.00	50,329.00	50,850.00	49.7 %	49,303.00	49.74 %
402-520-535-70032	2020A BOND DEBT SERVICE INTERE	16,291.00	8,406.00	7,885.00	51.6 %	9,432.00	51.99 %
402-520-535-70111	2020B BOND DEBT SERVICE PRINCI	0.00	0.00	0.00	0	13,705.00	100.00 %
402-520-535-70112	2020B BOND DEBT SERVICE INTERE	0.00	0.00	0.00	0	10,822.00	658.15 %
402-520-535-70113	2021 BOND DEBT SERVICE PRINCI	30,123.00	15,000.00	15,123.00	49.8 %	0.00	0
402-520-535-70114	2021 BOND DEBT SERVICE INTERES	8,718.00	4,421.00	4,297.00	50.7 %	0.00	0
402-520-535-70131	HONEYWELL LOAN PRINCIPAL	46,216.00	22,843.00	23,373.00	49.4 %	25,308.00	49.47 %
402-520-535-70731	HONEYWELL LOAN INTEREST	1,615.00	1,072.00	543.00	66.4 %	2,261.00	56.72 %
402-520-535-70733	DEBT SERVICE SRL 641090 PRINCI	12,979.00	6,455.00	6,524.00	49.7 %	6,319.00	49.73 %
402-520-535-70734	DEBT SERVICE SRL 641090 INTERE	4,977.00	2,523.00	2,454.00	50.7 %	2,659.00	50.64 %
402-520-535-70735	DEBT SERVICE SRL 200100 PRINCI	23,752.00	0.00	23,752.00	0	0.00	0
402-520-535-70736	DEBT SERVICE SRL 200100 INTERE	14,452.00	0.00	14,452.00	0	0.00	0
402-520-535-70742	DEBT SERVICE SOLAR ARRAY INT	1,100.00	0.00	1,100.00	0	0.00	0
402-520-535-90990	TRANSFER OF PROFIT	111,517.00	37,172.00	74,345.00	33.3 %	39,396.00	10.99 %
402-520-535-91000	BUSINESS ACTIVITY SHARED EXP	61,528.00	20,509.00	41,019.00	33.3 %	18,173.00	30.37 %
	TOTAL SEWER ADM	680,708.00	237,321.00	443,387.00	35.0 %	232,493.00	23.00 %
	SEWER TREATMENT						
402-531-535-30341	CONTRACTUAL SERVICES	901,000.00	290,308.00	610,692.00	32.2 %	330,469.00	41.69 %
402-531-535-30430	UTILITIES	176,500.00	50,675.00	125,825.00	28.7 %	49,224.00	21.68 %

CITY OF QUINCY, FL
STATEMENT OF OPERATING EXPENSES FOR THE FOUR (4) MONTHS ENDED JANUARY 31, 2023

G/L_ACCT #	ACCOUNT DESCRIPTION	FY 2023 OPERATING BUDGET	FY 2023 4 MONTHS YTD OPERATING ACTUAL	FY 2023 OPERATING BUDGET BALANCE	FY 2023 4 MONTHS YTD OPERATING 33.0%	FY 2023 4 MONTHS YTD OPERATING ACTUAL	YTD% 2022
402-531-535-30466	REPAIR & MAINTENANCE - PLANT	3,000.00	425.00	2,575.00	14.2 %	0.00	0
402-531-535-30491	OTHER OPERATING EXPENSE	5,500.00	5,500.00	0.00	100.0 %	1,527.00	38.16 %
	TOTAL SEWER TREATMENT	1,086,000.00	346,908.00	739,092.00	32.0-%	381,220.00	37.00-%
	SEWER DISTRIBUTION						
402-540-535-10120	REGULAR SALARIES & WAGES	86,314.00	24,761.00	61,553.00	28.7 %	21,443.00	26.04 %
402-540-535-10140	OVERTIME	7,000.00	3,303.00	3,697.00	47.2 %	1,216.00	16.32 %
402-540-535-10210	FICA TAXES	7,139.00	1,972.00	5,167.00	27.6 %	1,564.00	22.82 %
402-540-535-10220	RETIREMENT CONTRIBUTIONS	11,198.00	2,539.00	8,659.00	22.7 %	2,505.00	28.14 %
402-540-535-10230	LIFE & HEALTH INSURANCE	15,117.00	8,136.00	6,981.00	53.8 %	7,184.00	30.41 %
402-540-535-30312	ENGINEERING STUDY	2,060.00	0.00	2,060.00	0	0.00	0
402-540-535-30341	CONTRACTUAL SERVICES	2,900.00	0.00	2,900.00	0	0.00	0
402-540-535-30401	AUTO EXPENSE	500.00	0.00	500.00	0	0.00	0
402-540-535-30403	GASOLINE & DIESEL	2,700.00	1,346.00	1,354.00	49.9 %	634.00	17.95 %
402-540-535-30404	OIL & GREASE	1,197.00	0.00	1,197.00	0	0.00	0
402-540-535-30405	TIRES	1,382.00	24.00	1,358.00	1.7 %	0.00	0
402-540-535-30406	AUTO PARTS	1,075.00	80.00	995.00	7.5 %	27.00	2.51 %
402-540-535-30407	VEHICLE REPAIRS-PARTS AND LABO	6,100.00	0.00	6,100.00	0	183.00	5.27 %
402-540-535-30462	REPAIR & MAINT.-EQUIPMENT & TO	1,640.00	1,053.00	587.00	64.2 %	439.00	24.49 %
402-540-535-30467	MAINTENANCE OF MAINS & LINES	48,000.00	4,308.00	43,692.00	9.0 %	5,084.00	9.32 %
402-540-535-30491	OTHER OPERATING EXPENSE	300.00	0.00	300.00	0	151.00	55.67 %
402-540-535-30521	OPERATING SUPPLIES	244.00	0.00	244.00	0	165.00	67.66 %
402-540-535-30522	OPERATING SUPPLIES - UNIFORMS	2,206.00	608.00	1,598.00	27.5 %	623.00	28.25 %
402-540-535-60644	EQUIPMENT	130,500.00	0.00	130,500.00	0	0.00	0
402-540-535-60646	EQUIPMENT - FIBER OPTIC SYSTEM	0.00	0.00	0.00	0	15,997.00	50.09 %
	TOTAL SEWER DISTRIBUTION	327,572.00	48,130.00	279,442.00	15.0-%	57,215.00	20.00-%
	TOTAL SEWER FUND	2,094,260.00	632,359.00	1,461,921.00	26.0-%	670,928.00	25.00-%
	ELECTRIC ADMINISTRATION						
403-520-531-10110	EXE SALARIES & WAGES	87,277.00	18,435.00	68,842.00	21.1 %	41,785.00	34.72 %
403-520-531-10120	REGULAR SALARIES & WAGES	43,794.00	12,893.00	30,901.00	29.4 %	25,184.00	40.80 %
403-520-531-10140	OVERTIME	1,000.00	0.00	1,000.00	0	829.00	24.75 %
403-520-531-10210	FICA TAXES	10,103.00	2,360.00	7,743.00	23.4 %	4,093.00	29.15 %
403-520-531-10220	RETIREMENT CONTRIBUTIONS	15,848.00	3,683.00	12,165.00	23.2 %	8,036.00	37.54 %
403-520-531-10230	LIFE & HEALTH INSURANCE	21,395.00	6,009.00	15,386.00	28.1 %	7,031.00	42.82 %
403-520-531-30320	ACCOUNTING & AUDITING SERVICES	26,518.00	0.00	26,518.00	0	0.00	0
403-520-531-30341	CONTRACTUAL SERVICES	50,000.00	12,397.00	37,603.00	24.8 %	21,205.00	25.86 %

CITY OF QUINCY, FL
STATEMENT OF OPERATING EXPENSES FOR THE FOUR (4) MONTHS ENDED JANUARY 31, 2023

G/_ACCT #	ACCOUNT DESCRIPTION	FY 2023 OPERATING BUDGET	FY 2023 4 MONTHS YTD OPERATING ACTUAL	FY 2023 OPERATING BUDGET BALANCE	FY 2023 4 MONTHS YTD OPERATING 33.0%	FY 2022 4 MONTHS YTD OPERATING ACTUAL	YTD% 2022
403-520-531-30343	PROFESSIONAL SERVICES	20,000.00	13,137.00	6,863.00	65.7 %	6,464.00	29.61 %
403-520-531-30370	PURCHASED ELECTRIC	9,690,752.00	2,790,994.00	6,899,758.00	28.8 %	2,108,679.00	27.57 %
403-520-531-30391	TRANSFER TO RESERVES	170,000.00	0.00	170,000.00	0	310,975.00	0
403-520-531-30402	TRAVEL EXPENSE	2,000.00	0.00	2,000.00	0	0.00	0
403-520-531-30403	GASOLINE & DIESEL	25,000.00	4,642.00	20,358.00	18.6 %	6,665.00	26.03 %
403-520-531-30404	OIL & GREASE	250.00	4.00	246.00	1.5 %	97.00	38.80 %
403-520-531-30405	TIRES	400.00	142.00	258.00	35.5 %	0.00	0
403-520-531-30406	VEHICLE PARTS ONLY	500.00	0.00	500.00	0	0.00	0
403-520-531-30407	VEHICLE REPAIRS	200.00	0.00	200.00	0	0.00	0
403-520-531-30410	TELEPHONE	7,000.00	1,856.00	5,144.00	26.5 %	2,912.00	45.62 %
403-520-531-30440	RENTALS/LEASES	7,700.00	0.00	7,700.00	0	123.00	1.71 %
403-520-531-30451	INSURANCE - PROPERTY LIABILITY	205,000.00	104,981.00	100,019.00	51.2 %	82,223.00	48.89 %
403-520-531-30462	REPAIR & MAINT-EQUIPMENT & TO	3,000.00	327.00	2,673.00	10.9 %	0.00	0
403-520-531-30465	COPIER PAYMENT	2,000.00	0.00	2,000.00	0	0.00	0
403-520-531-30491	OTHER OPERATING EXPENSE	8,000.00	5,230.00	2,770.00	65.4 %	1,976.00	10.85 %
403-520-531-30493	TRAINING	14,025.00	1,653.00	12,372.00	11.8 %	0.00	0
403-520-531-30500	LEGAL ADS & RECORDING	2,110.00	315.00	1,795.00	14.9 %	352.00	20.69 %
403-520-531-30511	OFFICE SUPPLIES	574.00	220.00	354.00	38.3 %	45.00	7.76 %
403-520-531-30512	POSTAGE	27,000.00	492.00	26,508.00	1.8 %	9,156.00	30.90 %
403-520-531-30521	OPERATING SUPPLIES	434.00	95.00	339.00	21.8 %	202.00	46.56 %
403-520-531-30522	OPERATING SUPPLIES - UNIFORMS	768.00	501.00	267.00	65.3 %	208.00	27.05 %
403-520-531-30540	DUES, PUBLICATION, & MEMBERSHI	46,000.00	23,455.00	22,545.00	51.0 %	24,022.00	57.43 %
403-520-531-30580	STATE ASSESSMENT TAXES	2,401.00	1,546.00	855.00	64.4 %	1,294.00	46.18 %
403-520-531-30591	UNCLAIMED PROPERTY UTILITY REF	5,000.00	0.00	5,000.00	0	0.00	0
403-520-531-30646	ECONOMIC DEVELOPMENT INITIATIV	47,000.00	680.00	46,320.00	1.4 %	15,000.00	30.2 %
403-520-531-31000	OTHER OPERATING EXP - IT SUPPO	33,988.00	11,329.00	22,659.00	33.3 %	5,600.00	33.33 %
403-520-531-70031	2020A BOND DEBT SERVICE PRINCI	202,358.00	100,658.00	101,700.00	49.7 %	98,606.00	49.74 %
403-520-531-70032	2020A BOND DEBT SERVICE INTERE	32,582.00	16,812.00	15,770.00	51.6 %	18,863.00	51.38 %
403-520-531-70111	2020B BOND DEBT SERVICE PRINCI	0.00	0.00	0.00	0	64,308.00	100.00 %
403-520-531-70112	2020B BOND DEBT SERVICE INTERE	0.00	0.00	0.00	0	50,766.00	279.76 %
403-520-531-70113	2021 BOND DEBT SERVICE PRINCI	141,346.00	70,382.00	70,964.00	49.8 %	0.00	0
403-520-531-70114	2021 BOND DEBT SERVICE INTERES	40,909.00	20,745.00	20,164.00	50.7 %	0.00	0
403-520-531-90990	TRANSFER OF PROFIT	4,610,257.00	1,536,752.00	3,073,505.00	33.3 %	1,444,133.00	33.61 %
403-520-531-91000	BUSINESS ACTIVITY SHARED EXP	463,710.00	154,570.00	309,140.00	33.3 %	136,963.00	33.33 %
	TOTAL ELECTRIC ADM	16,068,199.00	4,917,295.00	11,150,904.00	31.0 %	4,497,795.00	32.00 %
	ELECTRIC DISTRIBUTION						
403-591-531-10120	REGULAR SALARIES & WAGES	310,121.00	114,134.00	195,987.00	36.8 %	114,733.00	28.58 %

CITY OF QUINCY, FL
STATEMENT OF OPERATING EXPENSES FOR THE FOUR (4) MONTHS ENDED JANUARY 31, 2023

G/L_ACCT #	ACCOUNT DESCRIPTION	FY 2023 OPERATING BUDGET	FY 2023 4 MONTHS YTD OPERATING ACTUAL	FY 2023 OPERATING BUDGET BALANCE	FY 2023 4 MONTHS YTD OPERATING 33.0%	FY 2022 4 MONTHS YTD OPERATING ACTUAL	YTD% 2022
403-591-531-10140	OVERTIME	18,500.00	4,234.00	14,266.00	22.9 %	6,552.00	36.16 %
403-591-531-10210	FICA TAXES	25,140.00	8,434.00	16,706.00	33.5 %	8,720.00	28.91 %
403-591-531-10220	RETIREMENT CONTRIBUTIONS	39,435.00	12,719.00	26,716.00	32.3 %	13,535.00	28.55 %
403-591-531-10230	LIFE & HEALTH INSURANCE	53,237.00	30,177.00	23,060.00	56.7 %	25,558.00	29.79 %
403-591-531-30341	CONTRACTUAL SERVICES	50,000.00	0.00	50,000.00	0	0.00	0
403-591-531-30403	GASOLINE & DIESEL	13,186.00	12,725.00	461.00	96.5 %	3,795.00	21.04 %
403-591-531-30404	OIL & GREASE	2,272.00	1,569.00	703.00	69.1 %	70.00	5.50 %
403-591-531-30405	TIRES	2,500.00	279.00	2,221.00	11.2 %	451.00	18.04 %
403-591-531-30406	PARTS	3,000.00	-1,483.00	4,483.00	49.4 %	1,298.00	22.76 %
403-591-531-30407	VEHICLE REPAIRS-LABOR & PARTS	20,000.00	12,702.00	7,298.00	63.5 %	2,332.00	17.01 %
403-591-531-30430	UTILITIES	61,000.00	18,060.00	42,940.00	29.6 %	18,198.00	23.42 %
403-591-531-30440	RENTALS / LEASES	2,000.00	0.00	2,000.00	0	0.00	0
403-591-531-30461	REPAIR & MAINT - OFFICE EQUIPM	2,500.00	0.00	2,500.00	0	713.00	28.50 %
403-591-531-30462	REPAIR & MAINT - EQUIPMENT & T	6,000.00	5,770.00	230.00	96.2 %	44.00	0.74
403-591-531-30467	REPAIR & MAINT-MAINS & LINES	15,000.00	0.00	15,000.00	0	1,791.00	23.26 %
403-591-531-30468	REPAIR & MAINTENANCE - SERVICE	4,113.00	1,625.00	2,488.00	39.5 %	850.00	20.66 %
403-591-531-30469	CONTRACTUAL TREE TRIMMING & UI	15,561.00	0.00	15,561.00	0	625.00	3.77 %
403-591-531-30491	OTHER OPERATING EXPENSES	40,150.00	13,513.00	26,637.00	33.7 %	205.00	1.24 %
403-591-531-30521	OPERATING SUPPLIES	298.00	160.00	138.00	53.6 %	255.00	28.40 %
403-591-531-30522	OPERATING SUPPLIES - UNIFORMS	17,539.00	4,938.00	12,601.00	28.2 %	5,003.00	28.52 %
403-591-531-60635	STREET LIGHTS	30,000.00	0.00	30,000.00	0	0.00	0
403-591-531-60636	SIGNALIZATION	45,000.00	1,653.00	43,347.00	3.7 %	0.00	0
403-591-531-60646	EQUIPMENT - FIBER OPTIC SYSTEM	0.00	0.00	0.00	0	0.00	0
403-591-531-70731	HONEYWELL LOAN PRINCIPAL	82,161.00	40,610.00	41,551.00	49.4 %	75,084.00	50.08 %
403-591-531-70732	HONEYWELL LOAN INTEREST	2,871.00	1,907.00	964.00	66.4 %	44,992.00	49.47 %
403-591-531-70733	BUCKET TRUCKS LOAN PRINCIPAL	100,045.00	0.00	100,045.00	0	4,019.00	56.72 %
403-591-531-70734	BUCKET TRUCK LOAN INTEREST	3,936.00	0.00	3,936.00	0	0.00	0
	TOTAL ELECTRIC DISTRIBUTION	965,565.00	283,726.00	681,839.00	29.0 %	328,823.00	28.00 %
	ELECTRIC WAREHOUSE						
403-502-531-10120	REGULAR SALARIES & WAGES	40,000.00	10,155.00	29,845.00	25.4 %	9,964.00	27.11 %
403-502-531-10140	OVERTIME	1,700.00	267.00	1,433.00	15.7 %	290.00	16.76 %
403-502-531-10210	FICA TAXES	3,190.00	700.00	2,490.00	21.9 %	699.00	26.31 %
403-502-531-10220	RETIREMENT CONTRIBUTIONS	5,004.00	1,180.00	3,824.00	23.6 %	1,196.00	29.12 %
403-502-531-10230	LIFE & HEALTH INSURANCE	6,755.00	2,420.00	4,335.00	35.8 %	2,102.00	29.36 %
403-502-531-30430	UTILITIES	2,903.00	986.00	1,917.00	34.0 %	840.00	24.67 %
403-502-531-30461	R/M-OFFICE EQUIPMENT	149.00	0.00	149.00	0	0.00	0
403-502-531-30462	REPAIR & MAINT - EQUIP AND TOO	3,500.00	295.00	3,205.00	8.4 %	134.00	4.46 %

CITY OF QUINCY, FL
STATEMENT OF OPERATING EXPENSES FOR THE FOUR (4) MONTHS ENDED JANUARY 31, 2023

G/L ACCT #	ACCOUNT DESCRIPTION	FY 2023 OPERATING BUDGET	FY 2023 4 MONTHS YTD OPERATING ACTUAL	FY 2023 OPERATING BUDGET BALANCE	FY 2023 4 MONTHS YTD OPERATING 33.0%	FY 2022 4 MONTHS YTD OPERATING ACTUAL	YTD% 2022
403-502-531-30463	REPAIR & MAINT - BLDG AND GROU	1,185.00	183.00	1,002.00	15.4 %	0.00	0
403-502-531-30490	BANK CHARGES	1,000.00	0.00	1,000.00	0	0.00	0
403-502-531-30491	OTHER OPERATING EXPENSE	300.00	72.00	228.00	23.9 %	379.00	42.10 %
403-502-531-30521	OPERATING SUPPLIES	1,411.00	474.00	937.00	33.6 %	382.00	18.09 %
403-502-531-30522	OPERATING SUPPLIES - UNIFORMS	723.00	188.00	535.00	26.0 %	208.00	28.73 %
	TOTAL ELECTRIC WAREHOUSE	67,820.00	16,920.00	50,900.00	25.0-%	16,194.00	25.00-%
	LINE CLEARING- ELECTRIC						
403-539-531-10120	REGULAR SALARIES & WAGES - LIN	192,368.00	48,632.00	143,736.00	25.3 %	47,270.00	27.15 %
403-539-531-10140	OVERTIME - LINE CLEARING CREW	30,000.00	5,448.00	24,552.00	18.2 %	8,230.00	30.62 %
403-539-531-10210	FICA TAXES - LINE CLEARING CRE	17,011.00	3,864.00	13,147.00	22.7 %	4,020.00	27.57 %
403-539-531-10220	RETIREMENT CONTRIBUTIONS - LIN	26,684.00	5,389.00	21,295.00	20.2 %	5,328.00	28.88 %
403-539-531-10230	LIFE & HEALTH INS - LINE CLEAR	36,024.00	12,278.00	23,746.00	34.1 %	10,645.00	31.28 %
403-539-531-30343	PROFESSIONAL SERVICES	55,000.00	10,714.00	44,286.00	19.5 %	10,817.00	20.54 %
403-539-531-30469	CONTRACTUAL SRVC TREE TRIMMING	160,000.00	0.00	160,000.00	0	0.00	0
403-539-531-60610	ELECTRIC REBUILD - MUTUAL AID	132,500.00	0.00	132,500.00	0	0.00	0
403-539-531-70191	H-M LOAN CCB 3M '19 PRINCIPAL	0.00	0.00	0.00	0	0.00	0
403-539-531-70192	H-M LOAN CCB 3M '19 INT	0.00	0.00	0.00	0	0.00	0
	TOTAL LINE CLEARING	649,587.00	86,325.00	563,262.00	13.0-%	1,148,722.00	79.00-%
	TOTAL ELECTRIC FUND	17,751,171.00	5,304,266.00	12,446,905.00	30.0-%	5,991,534.00	35.00-%
	WATER ADMINISTRATION						
404-520-533-10110	EXE SALARIES & WAGES	14,797.00	4,377.00	10,420.00	29.6 %	4,331.00	23.28 %
404-520-533-10120	REGULAR SALARIES & WAGES	72,602.00	21,922.00	50,680.00	30.2 %	20,861.00	27.34 %
404-520-533-10140	OVERTIME	3,659.00	1,899.00	1,760.00	51.9 %	981.00	21.53 %
404-520-533-10210	FICA TAXES	6,966.00	1,987.00	4,979.00	28.5 %	1,848.00	26.32 %
404-520-533-10220	RETIREMENT CONTRIBUTIONS	10,927.00	3,002.00	7,925.00	27.5 %	3,023.00	26.95 %
404-520-533-10230	LIFE & HEALTH INSURANCE	14,751.00	7,308.00	7,443.00	49.5 %	5,489.00	28.13 %
404-520-533-30320	ACCOUNTING & AUDITING SERVICES	12,154.00	0.00	12,154.00	0	0.00	0
404-520-533-30341	CONTRACTUAL SERVICES	7,288.00	1,185.00	6,103.00	16.3 %	158.00	0.85
404-520-533-30343	PROFESSIONAL SERVICES	1,675.00	90.00	1,585.00	5.4 %	0.00	0
404-520-533-30390	CONTINGENCY	28,237.00	0.00	28,237.00	0	0.00	0
404-520-533-30402	TRAVEL EXPENSE	200.00	0.00	200.00	0	0.00	0
404-520-533-30404	OIL & GREASE	100.00	0.00	100.00	0	0.00	0
404-520-533-30405	TIRES	400.00	0.00	400.00	0	0.00	0
404-520-533-30410	TELEPHONE	1,450.00	640.00	810.00	44.1 %	430.00	27.65 %
404-520-533-30440	RENTALS & LEASES	553.00	0.00	553.00	0	123.00	22.28 %

CITY OF QUINCY, FL
STATEMENT OF OPERATING EXPENSES FOR THE FOUR (4) MONTHS ENDED JANUARY 31, 2023

G/L_ACT #	ACCOUNT DESCRIPTION	FY 2023 OPERATING BUDGET	FY 2023 4 MONTHS YTD OPERATING ACTUAL	FY 2023 OPERATING BUDGET BALANCE	FY 2023 4 MONTHS YTD OPERATING 33.0%	FY 2022 4 MONTHS YTD OPERATING ACTUAL	YTD% 2022
404-520-533-30451	INSURANCE - PROPERTY LIABILITY	64,075.00	31,105.00	32,970.00	48.5 %	24,362.00	49.60 %
404-520-533-30465	COPIER REPAIRS	2,000.00	0.00	2,000.00	0	0.00	0
404-520-533-30490	BANK CHARGES	2,000.00	0.00	1,000.00	0	20.00	1.86 %
404-520-533-30491	OTHER OPERATING EXPENSE	1,000.00	823.00	1,177.00	41.1 %	1,226.00	33.88 %
404-520-533-30493	TRAINING	1,000.00	0.00	1,000.00	0	0.00	0
404-520-533-30501	PERMITS & FEES	87.00	0.00	87.00	0	0.00	0
404-520-533-30511	OFFICE SUPPLIES	208.00	0.00	208.00	0	0.00	0
404-520-533-30521	OPERATING SUPPLIES	300.00	0.00	300.00	0	0.00	0
404-520-533-30522	OPERATING SUPPLIES - UNIFORMS	1,339.00	68.00	1,271.00	5.0 %	69.00	27.49 %
404-520-533-31000	OTHER OPERATING EXP - IT SUPPO	9,500.00	3,167.00	6,333.00	33.3 %	2,800.00	33.33 %
404-520-533-70031	2020A BOND SERVICE PRINCIPAL	101,179.00	50,329.00	50,850.00	49.7 %	49,303.00	49.74 %
404-520-533-70032	2020A BOND DEBT SERVICE INTERE	16,292.00	8,408.00	7,886.00	51.6 %	9,432.00	202.91 %
404-520-533-70111	2020B BOND DEBT SERVICE PRINCI	0.00	0.00	0.00	0	13,705.00	100.00 %
404-520-533-70112	2020B BOND DEBT SERVICE INTERE	0.00	0.00	0.00	0	10,822.00	0
404-520-533-70113	2021 BOND DEBT SERVICE PRINCIP	30,123.00	15,000.00	15,123.00	49.8 %	0.00	0
404-520-533-70114	2021 BOND DEBT SERVICE INTERES	8,718.00	4,421.00	4,297.00	50.7 %	0.00	0
404-520-533-70710	SRL DRNK WTR 200601 PRIN	156,741.00	12,433.00	144,308.00	7.9 %	119,554.00	49.42 %
404-520-533-70720	DRK WTR SRL 200601 INT	3,740.00	385.00	3,355.00	10.3 %	8,964.00	59.19 %
404-520-533-70722	2020C FDEP BBT PRINCIPAL	147,119.00	73,173.00	73,946.00	49.7 %	71,653.00	49.73 %
404-520-533-70723	2020C FDEP BBT INTEREST	35,388.00	18,042.00	17,346.00	51.0 %	19,562.00	50.98 %
404-520-533-70731	HONEYWELL LOAN PRINCIPAL	25,675.00	12,690.00	12,985.00	49.4 %	14,060.00	49.47 %
404-520-533-70732	HONEYWELL LOAN INTEREST	897.00	596.00	301.00	66.4 %	1,256.00	56.72 %
404-520-533-90990	TRANSFER OF PROFIT	413,685.00	137,895.00	275,790.00	33.3 %	245,642.00	33.33 %
404-520-533-90991	TRANSFER TO REFUSE	5,883.00	0.00	5,883.00	0	6,057.00	0
404-520-533-91000	BUSINESS ACTIVITY SHARED EXP	98,555.00	32,852.00	65,703.00	33.3 %	29,109.00	33.33 %
	TOTAL WATER ADM	1,301,263.00	443,795.00	857,468.00	34.0-%	664,840.00	40.00-%
	WATER TREATMENT						
404-530-533-30341	CONTRACTUAL SERVICES	382,000.00	122,043.00	259,957.00	31.9 %	141,630.00	41.88 %
404-530-533-30430	UTILITIES	85,500.00	38,562.00	46,938.00	45.1 %	26,549.00	22.92 %
404-530-533-30466	REPAIR & MAINTENANCE - PLANT	2,000.00	0.00	2,000.00	0	0.00	0
404-530-533-30469	REPAIR & MAINT RESERVOIRS	2,600.00	0.00	2,600.00	0	0.00	0
404-530-533-60644	EQUIPMENT	30,000.00	27,000.00	3,000.00	90.0 %	0.00	0
	TOTAL WATER TREATMENT	502,100.00	187,605.00	314,495.00	37.0-%	168,179.00	34.00-%

CITY OF QUINCY, FL
STATEMENT OF OPERATING EXPENSES FOR THE FOUR (4) MONTHS ENDED JANUARY 31, 2023

G/L ACCT #	ACCOUNT DESCRIPTION	FY 2023 OPERATING BUDGET	FY 2023 4 MONTHS YTD OPERATING ACTUAL	FY 2023 OPERATING BUDGET BALANCE	FY 2023 4 MONTHS YTD OPERATING 33.0%	FY 2022 4 MONTHS YTD OPERATING ACTUAL	YTD% 2022
	WATER DISTRIBUTION						
404-539-533-10120	REGULAR SALARIES & WAGES	82,000.00	24,761.00	57,239.00	30.2 %	21,443.00	25.50 %
404-539-533-10140	OVERTIME	7,000.00	3,303.00	3,697.00	47.2 %	1,216.00	16.32 %
404-539-533-10210	FICA TAXES	6,809.00	1,971.00	4,838.00	29.0 %	1,564.00	22.82 %
404-539-533-10220	RETIREMENT CONTRIBUTIONS	10,680.00	2,539.00	8,141.00	23.8 %	2,505.00	25.30 %
404-539-533-10230	LIFE & HEALTH INSURANCE	14,418.00	8,136.00	6,282.00	56.4 %	7,184.00	29.72 %
404-539-533-30403	GASOLINE & DIESEL	2,000.00	2,307.00	-307.00	115.4 %	0.00	0
404-539-533-30404	OIL & GREASE	400.00	0.00	400.00	0	0.00	0
404-539-533-30405	TIRES	1,200.00	26.00	1,174.00	2.2 %	0.00	0
404-539-533-30406	AUTO PARTS	1,100.00	281.00	819.00	25.5 %	0.00	0
404-539-533-30407	VEHICLE REPAIRS-PARTS AND LABO	1,207.00	0.00	1,207.00	0	0.00	0
404-539-533-30462	REPAIR & MAINT.-EQUIPMENT & TO	815.00	416.00	399.00	51.0 %	0.00	0
404-539-533-30467	REPAIR & MAINT.-MAINS & LINES	20,600.00	3,945.00	16,655.00	19.2 %	316.00	19.75 %
404-539-533-30468	REPAIR & MAINT.- SERVICES	2,700.00	0.00	2,700.00	0	0.00	0
404-539-533-30491	OTHER OPERATING EXPENSE	304.00	0.00	304.00	0	19.00	5.17 %
404-539-533-30521	OPERATING SUPPLIES	500.00	0.00	500.00	0	0.00	0
404-539-533-30522	OPERATING SUPPLIES - UNIFORMS	2,000.00	608.00	1,392.00	30.4 %	623.00	25.06 %
404-539-533-60646	EQUIPMENT FIBER OPTIC SYSTEM U	0.00	0.00	0.00	0	15,997.00	50.09 %
	TOTAL WATER DISTRIBUTION	153,733.00	48,293.00	105,440.00	31.0-%	50,867.00	28.00-%
	TOTAL WATER FUND	1,957,096.00	679,693.00	1,277,403.00	35.0-%	893,886.00	38.00-%
	GAS ADMINISTRATION						
405-520-532-10110	EXE SALARIES & WAGES	20,000.00	4,377.00	15,623.00	21.9 %	4,331.00	22.04 %
405-520-532-10120	REGULAR SALARIES & WAGES	24,000.00	7,469.00	16,531.00	31.1 %	6,127.00	27.39 %
405-520-532-10140	OVERTIME	2,000.00	0.00	2,000.00	0	415.00	24.75 %
405-520-532-10210	FICA TAXES	3,519.00	874.00	2,645.00	24.8 %	801.00	25.61 %
405-520-532-10220	RETIREMENT CONTRIBUTIONS	5,520.00	1,383.00	4,137.00	25.1 %	1,255.00	26.26 %
405-520-532-10230	LIFE & HEALTH INSURANCE	7,452.00	1,887.00	5,565.00	25.3 %	1,416.00	29.12 %
405-520-532-30320	ACCOUNTING & AUDITING SERVICES	12,117.00	0.00	12,117.00	0	0.00	0
405-520-532-30341	CONTRACTUAL SERVICES	9,075.00	194.00	8,881.00	2.1 %	158.00	1.99 %
405-520-532-30343	PROFESSIONAL SERVICES	8,200.00	536.00	7,664.00	6.5 %	0.00	0
405-520-532-30380	PURCHASED GAS	1,300,000.00	455,004.00	844,996.00	35.0 %	352,338.00	28.77 %
405-520-532-30402	TRAVEL EXPENSE	200.00	0.00	200.00	0	0.00	0
405-520-532-30403	GAS & DIESEL	500.00	0.00	500.00	0	0.00	0
405-520-532-30404	OIL & GREASE	100.00	0.00	100.00	0	0.00	0
405-520-532-30405	TIRES	100.00	0.00	100.00	0	0.00	0
405-520-532-30410	TELEPHONE EXPENSE	2,700.00	640.00	2,060.00	23.7 %	846.00	34.91 %

CITY OF QUINCY, FL
STATEMENT OF OPERATING EXPENSES FOR THE FOUR (4) MONTHS ENDED JANUARY 31, 2023

G/L ACCT #	ACCOUNT DESCRIPTION	FY 2023 OPERATING BUDGET	FY 2023 4 MONTHS YTD OPERATING ACTUAL	FY 2023 OPERATING BUDGET BALANCE	FY 2023 4 MONTHS YTD OPERATING 33.0%	FY 2022 4 MONTHS YTD OPERATING ACTUAL	YTD% 2022
405-520-532-30440	RENTALS/LEASES	400.00	0.00	400.00	0	123.00	22.28 %
405-520-532-30451	INSURANCE - PROPERTY LIABILITY	38,000.00	19,441.00	18,559.00	51.2 %	15,226.00	47.19 %
405-520-532-30465	COPIER REPAIRS	2,000.00	0.00	2,000.00	0	0.00	0
405-520-532-30490	BANK CHARGES	1,000.00	0.00	1,000.00	0	0.00	0
405-520-532-30491	OTHER OPERATING EXPENSE	1,400.00	800.00	600.00	57.1 %	1,226.00	32.09 %
405-520-532-30493	TRAINING	2,400.00	0.00	2,400.00	0	0.00	0
405-520-532-30511	OFFICE SUPPLIES	400.00	0.00	400.00	0	0.00	0
405-520-532-30521	OPERATING SUPPLIES	1,000.00	385.00	615.00	38.5 %	0.00	0
405-520-532-30522	OPERATING SUPPLIES - UNIFORMS	280.00	68.00	212.00	24.1 %	69.00	24.74 %
405-520-532-30580	TAXES-STATE ASSESSMENT	2,000.00	1,209.00	791.00	60.4 %	1,374.00	39.76 %
405-520-532-31000	OTHER OPERATING EXP - IT SUPPO	9,500.00	3,167.00	6,333.00	33.3 %	2,800.00	33.33 %
405-520-532-70111	2020B BOND DEBT SERVICE PRINCI	0.00	0.00	0.00	0	13,705.00	100.00 %
405-520-532-70112	2020B BOND DEBT SERVICE INTRE	0.00	0.00	0.00	0	10,822.00	100.00 %
405-520-532-70113	2021 BOND DEBT SERVICE PRINCIP	30,123.00	15,000.00	15,123.00	49.8 %	0.00	0
405-520-532-70114	2021 BOND DEBT SERVICE INTERES	8,718.00	4,421.00	4,297.00	50.7 %	0.00	0
405-520-532-90990	TRANSFER OF PROFIT	142,550.00	47,517.00	95,033.00	33.3 %	139,221.00	33.33 %
405-520-532-91000	BUSINESS ACTIVITY SHARED EXP	65,079.00	21,693.00	43,386.00	33.3 %	19,222.00	33.33 %
	TOTAL GAS ADM	1,700,333.00	586,055.00	1,114,268.00	34.0%	571,475.00	29.00%
	GAS DISTRIBUTION						
405-561-532-10120	REGULAR SALARIES & WAGES	165,400.00	41,852.00	123,548.00	25.3 %	47,588.00	27.26 %
405-561-532-10140	OVERTIME	3,500.00	1,169.00	2,331.00	33.4 %	339.00	5.57 %
405-561-532-10210	FICA TAXES	12,921.00	3,203.00	9,718.00	24.8 %	3,566.00	27.34 %
405-561-532-10220	RETIREMENT CONTRIBUTIONS	20,268.00	4,637.00	15,631.00	22.9 %	5,695.00	28.87 %
405-561-532-10230	LIFE & HEALTH INSURANCE	27,362.00	6,051.00	21,311.00	22.1 %	6,924.00	28.86 %
405-561-532-30403	GASOLINE & DIESEL	3,500.00	933.00	2,567.00	26.7 %	741.00	19.82 %
405-561-532-30404	OIL & GREASE	290.00	0.00	290.00	0	0.00	0
405-561-532-30405	TIRES	783.00	170.00	613.00	21.7 %	0.00	0
405-561-532-30406	VEHICLE PARTS	2,400.00	300.00	2,100.00	12.5 %	1,560.00	52.34 %
405-561-532-30407	VEHICLE REPAIR PARTS AND LABO	500.00	0.00	500.00	0	0.00	0
405-561-532-30430	UTILITIES	1,400.00	372.00	1,028.00	26.6 %	401.00	18.68 %
405-561-532-30462	REPAIR & MAINT-EQUIPMENT & TOO	364.00	136.00	228.00	37.5 %	22.00	6.03 %
405-561-532-30467	MAINT. OF MAINS & LINES - GAS	8,001.00	0.00	8,001.00	0	0.00	0
405-561-532-30468	MAINTENANCE OF SERVICES - GAS	4,348.00	0.00	4,348.00	0	0.00	0
405-561-532-30491	OTHER OPERATING EXPENSE	29.00	0.00	29.00	0	4.00	1.34 %
405-561-532-30520	OPER SUPP-WATER HEATERS	500.00	0.00	500.00	0	0.00	0
405-561-532-30521	OPERATING SUPPLIES	181.00	0.00	181.00	0	13.00	7.44 %
405-561-532-30522	OPERATING SUPPLIES - UNIFORMS	2,486.00	690.00	1,796.00	27.7 %	693.00	27.86 %

CITY OF QUINCY, FL
STATEMENT OF OPERATING EXPENSES FOR THE FOUR (4) MONTHS ENDED JANUARY 31, 2023

G/L ACCT #	ACCOUNT DESCRIPTION	FY 2023 OPERATING BUDGET	FY 2023 4 MONTHS YTD OPERATING ACTUAL	FY 2023 OPERATING BUDGET BALANCE	FY 2023 4 MONTHS YTD OPERATING 33.0%	FY 2023 4 MONTHS YTD OPERATING ACTUAL	FY 2023 YTD% 2022
405-561-532-60644	EQUIPMENT	75,289.00	0.00	75,289.00	0	0.00	0
405-561-532-60646	EQUIPMENT - FIBER OPTIC SYSTEM	0.00	0.00	0.00	0	15,997.00	50.09%
	TOTAL GAS DISTRIBUTION	329,522.00	59,513.00	270,009.00	18.0%	83,543.00	29.00%
	TOTAL GAS FUND	2,029,855.00	645,578.00	1,384,277.00	32.0%	655,018.00	29.00%
	REFUSE ADMINISTRATION						
406-410-539-30320	ACCOUNTING & AUDITING SERVICES	12,154.00	0.00	12,154.00	0	0.00	0
406-410-539-30443	RESIDENTIAL REFUSE	577,072.00	317,913.00	259,159.00	55.1%	57,756.00	8.30%
406-410-539-30451	INSURANCE - PROPERTY LIABILITY	32,500.00	15,553.00	16,947.00	47.9%	12,181.00	49.70%
406-410-539-30480	YARD/SOLID WASTE TIPPING FEES	95,000.00	14,968.00	80,032.00	15.8%	23,758.00	23.59%
406-410-539-30490	BANK CHARGES	1,000.00	16.00	984.00	1.6%	0.00	0
406-410-539-30491	Other Operating Expense	0.00	0.00	0.00	0	306.00	36.39%
406-410-539-31000	OTHER OPERATING EXP - IT SUPPO	9,500.00	3,167.00	6,333.00	33.3%	0.00	0
406-410-539-31443	COMMERCIAL REFUSE	496,683.00	267,991.00	228,692.00	54.0%	51,105.00	8.71%
406-410-539-90000	TRANSFER TO LANDFILL	0.00	0.00	0.00	0	3,955.00	33.33%
406-410-539-90990	TRANSFER PROFITS TO GF	209,670.00	69,890.00	139,780.00	33.3%	29,890.00	33.33%
406-410-539-91000	BUSINESS ACTIVITY SHARED EXP	65,104.00	21,701.00	43,403.00	33.3%	19,229.00	33.33%
	TOTAL REFUSE FUND	1,498,683.00	711,199.00	787,484.00	47.0%	198,180.00	13.00%
	LANDFILL OPERATIONS						
407-422-536-10120	REGULAR SALARIES & WAGES	56,000.00	11,808.00	44,192.00	21.1%	15,724.00	23.73%
407-422-536-10140	OVERTIME	1,000.00	201.00	799.00	20.1%	268.00	23.74%
407-422-536-10210	FICA TAXES	4,361.00	861.00	3,500.00	19.8%	1,125.00	25.06%
407-422-536-10220	RETIREMENT CONTRIBUTIONS	6,840.00	1,382.00	5,458.00	20.2%	1,887.00	24.85%
407-422-536-10230	LIFE & HEALTH INSURANCE	9,234.00	2,374.00	6,860.00	25.7%	2,782.00	18.04%
407-422-536-30341	CONTRACTUAL SERVICES	6,000.00	0.00	6,000.00	0	1,800.00	25.71%
407-422-536-30346	MONITORING FEES	42,235.00	11,905.00	30,330.00	28.2%	44,994.00	164.16%
407-422-536-30430	UTILITIES	900.00	257.00	643.00	28.5%	236.00	23.19%
407-422-536-30462	REPAIR & MAINT-EQUIPMENT & TOO	557.00	0.00	557.00	0	0.00	0
407-422-536-30463	REPAIR & MAINT.-BUILDINGS & GR	2,750.00	47.00	2,703.00	1.7%	1,641.00	66.97%
407-422-536-30490	BANK CHARGES	1,000.00	0.00	1,000.00	0	0.00	0
407-422-536-30491	OTHER OPERATING EXPENSE	1,300.00	19.00	1,281.00	1.5%	350.00	20.77%
407-422-536-30493	TRAINING	700.00	511.00	189.00	73.0%	0.00	0
407-422-536-31000	OTHER OPERATING EXP - IT SUPPO	9,500.00	3,167.00	6,333.00	33.3%	0.00	0
407-422-536-90990	TRANSFER PROFIT	0.00	0.00	0.00	0	697.00	13.00%
407-422-536-91000	BUSINESS ACTIVITY SHARED EXP	6,221.00	2,074.00	4,147.00	33.3%	1,837.00	33.33%
	TOTAL LANDFILL FUND	148,598.00	34,606.00	113,992.00	23.0%	73,341.00	45.00%

CITY OF QUINCY, FL
STATEMENT OF OPERATING EXPENSES FOR THE FOUR (4) MONTHS ENDED JANUARY 31 2023

G/L_ACCT #	ACCOUNT DESCRIPTION	FY 2023 OPERATING BUDGET	FY 2023 4 MONTHS YTD OPERATING ACTUAL	FY 2023 OPERATING BUDGET BALANCE	FY 2023 4 MONTHS YTD OPERATING 33.0%	FY 2022 4 MONTHS YTD OPERATING ACTUAL	YTD% 2022
	TELECOMMUNICATIONS						
508-539-539-30341	CONTRACTUAL SERVICES	0.00	148.00	-148.00	0	13,775.00	15.07 %
508-539-539-30343	PROFESSIONAL SERVICES	150,000.00	15,381.00	134,619.00	10.3 %	0.00	0
508-539-539-30360	ADMINISTRATIVE SERVICES	5,000.00	0.00	5,000.00	0	0.00	0
508-539-539-30403	GAS & DIESEL	500.00	408.00	92.00	81.6 %	263.00	51.54 %
508-539-539-30410	TELEPHONE	14,000.00	4,159.00	9,841.00	29.7 %	5,389.00	38.49 %
508-539-539-30430	UTILITIES	7,000.00	1,707.00	5,293.00	24.4 %	1,734.00	19.79 %
508-539-539-30490	BANK CHARGES	1,000.00	0.00	1,000.00	0	0.00	0
508-539-539-30491	OTHER OPERATING EXPENSES	6,500.00	2,975.00	3,525.00	45.8 %	1,462.00	14.39 %
508-539-539-60644	EQUIPMENT	7,988.00	0.00	7,988.00	0	-3,000.00	17.23-%
	TOTAL TELECOMMUNICATIONS	191,988.00	24,778.00	167,210.00	13.0-%	19,623.00	13.00-%
	TOTAL ENTERPRISE FUND	26,431,867.00	8,237,011.00	18,194,856.00	31.0-%	8,681,770.00	33.00-%
	TOTAL ALL FUNDS	38,752,074.00	12,069,605.00	26,682,469.00	31.0-%	12,362,037.00	31.00-%

DEBT SERVICE COVERAGE REPORT

AS OF JANUARY 31, 2023

CITY OF QUINCY, FL
DEBT SERVICE COVERAGE RATIO AS OF JANUARY 31, 2023

	FOUR MONTHS YTD ACTUAL
REVENUES	
Governmental	\$3,834,291
Enterprise	8,284,726
Total Revenues	<u><u>\$12,119,017</u></u>
EXPENDITURES	
Personnel	\$2,844,240
Contractual Services	687,997
Professional Services	68,774
Purchased Electric	2,790,994
Purchased Gas	455,004
Reserves/ Perks & Facilities	4,209
Gas, Oil & Grease, Tires, Auto Parts & Repair	112,172
Telephone	60,281
Utilities	150,320
Commercial & Residential Refuse	585,904
Insurance - Property Liability	481,461
Repair & Maintenance	49,347
Yard Tipping Cost	14,968
Other Operating Expenses	105,535
Training & Software	34,797
Office Supplies & Operations	8,557
Operating Materials & Supplies	88,788
Uniforms	48,857
Athletic Equipment	21,821
Dues, Publications, Subscriptions & Memberships	26,210
Economic Environment & Development	332,098
Other Operating Expenses - IT Support	64,002
CRA Operations & Projects	116,561
Aid to Private Organizations	51,000
Transfers	1,829,226
Business Activity - Enterprise	253,399
Total Expenditures	<u><u>\$11,286,522</u></u>
MODIFIED OPERATING INCOME	<u><u>\$832,495</u></u>
DEBT SERVICE	<u><u>\$705,916</u></u>
DEBT SERVICE COVERAGE RATIO	<u><u>1.18</u></u>

GRANT REPORT
FOR THE FOUR MONTHS ENDED JANUARY 31, 2023

CITY OF QUINCY, IL
GRANT REPORT AS OF JANUARY 31, 2023

ACCOUNT_#	ACCOUNT DESCRIPTION	ADJUSTED BUDGET 2023	MONTHS YTD 2023	OVER (UNDER) ADJUSTED BUDGET	YTD %	EXPENDITURE TYPE
	CITY OF QUINCY GRANT REPORT					
	CLEAN WATER SOLAR ARRAY GRANT					
	CLEAN WATER SOLAR ARRAY REVS					
402-381-39000	CLEAN WATER SRL GRANT	\$844,105	\$0	\$844,105	0%	
	TOTAL CLEAN WTR SLR ARRAY REVS	\$844,105	\$0	\$844,105	0%	
	CLEAN WATER SOLAR ARRAY EXP					
402-531-535-80830	CLEAN WATER SOLAR ARRAY GRANT	\$844,105	\$0	\$844,105	0%	
	TOTAL CLEAN WTR SLR ARRAY EXP	\$844,105	\$0	\$844,105	0%	
	WALMART GRANT (POLICE)					
	WALMART GRANT (POLICE) REVS					
001-366-00521	WALMART GRANT - POLICE	\$7,250	\$7,250	\$0	100%	
	TOTAL WALMART GRT (POLICE) REV	\$7,250	\$7,250	\$0	100%	
	WALMART GRANT (POLICE) EXP					
001-220-521-80835	WALMART GRANT - JOB 106	\$7,250	\$6,979	\$271	96%	OPERATING
	TOTAL WALMART GRT (POLICE) EXP	\$7,250	\$6,979	\$271	-96%	
	SCOP S STEWART PHASE I GRANT					
	SCOP S STEWART PHS I GRANT REV					
001-334-49000	State Grant - Transportation	\$47,254	\$2,787	\$44,467	6%	
	TOTAL SCOP S STEWART PHS I REV	\$47,254	\$2,787	\$44,467	6%	
	SCOP S STEWART PHS I GRANT EXP					
001-430-541-80831	SCOP S STEWART ST PHASE I - JO	\$47,254	\$2,787	\$44,467	6%	CAPITAL
	TOTAL SCOP S STEWART PHS I EXP	\$47,254	\$2,787	\$44,467	-6%	

CITY OF OULINCY, FL
 GRANT REPORT AS OF JANUARY 31, 2023

ACCOUNT_#	ACCOUNT DESCRIPTION	ADJUSTED BUDGET 2023	MONTHS YTD 2023	OVER (UNDER) ADJUSTED BUDGET	YTD_%	EXPENDITURE TYPE
	DEM HAZARD MITIGATION GRANT					
	DEM HAZARD MITIGATION GRT REV					
402-331-32000	DEM HAZARD MITIGATION GRANT	\$35,979	\$0	\$35,979	0%	
404-331-32000	DEM HAZARD MITIGATION GRANT	\$35,979	\$0	\$35,979	0%	
	TOTAL DEM HAZ MITIGATION REV	\$71,958	\$0	\$71,958	0%	
	DEM HAZARD MITIGATION GRT EXP					
402-531-535-80832	DEM HAZARD MITIGATION GRANT -	\$35,979	\$0	\$35,979	0%	
404-530-533-80832	DEM HAZARD MITIGATION GRANT -	\$35,979	\$0	\$35,979	0%	
	TOTAL DEM HAZ MITIGATION EXP	\$71,958	\$0	\$71,958	0%	
	AMERICAN RESCUE PLAN ACT GRANT					
001-366-10015	AMERICAN RESCUE PLAN GRANT	\$692,782	\$104,614	\$588,168	15%	
403-331-33000	AMERICAN RESCUE PLAN ACT GRANT	\$64,500	\$300	\$64,200	0%	
	TOTAL AMER. RESCUE PLAN REVS	\$757,282	\$104,914	\$652,368	14%	
	AMERICAN RESCUE PLAN ACT GRANT					
001-430-541-80833	AMERICAN RESCUE PLAN ACT GRANT	\$692,782	\$104,614	\$588,168	15%	CAPITAL
403-520-531-80833	AMERICAN RESCUE PLAN ACT GRANT	\$64,500	\$300	\$64,200	0%	OPERATING
	TOTAL AMER. RESCUE PLAN EXPS	\$757,282	\$104,914	\$652,368	-14%	
	SOAR GRANT					
	SOAR GRANT REVS					
001-366-10018	SOAR - STUDENTS WITH OPP TO AC	\$24,313	\$16,271	\$8,042	58%	
	TOTAL SOAR GRANT REVS	\$24,313	\$16,271	\$8,042	58%	

CITY OF QUINCY, FL
 GRANT REPORT AS OF JANUARY 31, 2023

ACCOUNT #	ACCOUNT DESCRIPTION	ADJUSTED BUDGET 2023	MONTHS YTD 2023	OVER (UNDER) ADJUSTED BUDGET	YTD_%	EXPENDITURE TYPE
	SOAR GRANT EXP					
001-001-519-80834	SOAR GRANT - JOB 126	\$24,313	\$16,271	\$8,042	67%	OPERATING
	TOTAL SOAR GRANT EXP	\$24,313	\$16,271	\$8,042	-67%	
	HOMETOWN REVITALIZATION GRANT					
	HOMETOWN REVITAL. GRANT REV					
	GRANT PROCEEDS	\$2,949,428	\$0	\$2,949,428	0%	
	TOTAL HOMETOWN REVITAL. REVS	\$2,949,428	\$0	\$2,949,428	0%	
	HOMETOWN REVITAL. GRANT EXP					
002-250-552-80836	HOMETOWN REVITALIZATION GRANT	\$2,949,428	\$0	\$2,949,428	0%	
	TOTAL HOMETOWN REVITAL. EXP	\$2,949,428	\$0	\$2,949,428	0%	
	FIREHOUSE SUB PUB. SAFETY GRNT					
	FIREHOUSE SUB PUB. SAFETY REVS					
001-366-10019	FIREHOUSE SUBS PUBLIC SAFETY G	\$37,575	\$0	\$37,575	0%	
	TOTAL FIREHOUSE SUBS REVS	\$37,575	\$0	\$37,575	0%	
	FIREHOUSE SUB PUB SAFETY EXP					
001-230-522-80837	FIREHOUSE SUBS PUBLIC SAFETY G	\$37,575	\$0	\$37,575	0%	
	TOTAL FIREHOUSE SUBS GRANT EXP	\$37,575	\$0	\$37,575	0%	
	TOTAL GRANT REVENUES	\$4,739,165	\$131,222	\$4,607,944		
	TOTAL GRANT EXPENSES	\$4,739,165	\$130,951	\$4,608,215		
	NET GRANT RESULTS	\$0	\$271	-\$271		

UTILITY BILLING REPORT
AS OF JANUARY 31, 2023

City of Quincy, Florida
Billing Statistics for the Month of January, 2023
Cycle 1

	FY 2023	FY 2022	
Month of January	1/7/2023	1/7/2022	Variance
No. of Bills	2,259	2,262	(3)
No. Bills Estimated	99	34	65
Consumption	7,458,969	9,075,488	(1,616,519)
Fuel Adjustment Rate	0.022400	0.029000	(0.007)
Fuel Adjustment	\$161,774	\$219,069	(\$57,295)
Services Billed	\$1,053,686	\$1,096,358	(\$42,672)

Comments: The month of January 2023 resulted in a decrease of 3 accounts, decreased consumption of 1,616,519 and decreased revenue of \$42,672, when compared to January 2022.

Prepared by Donna Reeves, Utility Billing Specialist

City of Quincy, Florida
Billing Statistics for the Month of January, 2022
Cycle 2

FY 2023	FY 2022	
1/22/2023	1/22/2022	Variance

Month of January

No. of Bills	2,501	2,475	26
No. Bills Estimated	59	22	37
Consumption	3,599,831	2,800,981	798,850
Fuel Adjustment Rate	0.037700	0.031000	0.007
Fuel Adjustment	128,440	8,651	\$ 119,788.93
Services Billed	\$602,963	\$506,409	\$96,555

Comments: The month of January 2023 resulted in a increase of 26 accounts, increased consumption of 298,850 and increased revenue of \$96,555, when compared to January 2022.

Prepared by Donna Reeves, Utility Billing Specialist

CITY OF QUINCY, FL
BILLING STATISTICS FOR THE MONTH OF JANUARY, 2023

Description		#Services Billed	Total Consumption	Amount Billed	Fuel Adjustment	Taxes
COMMERCIAL INSIDE	IN DIST	600	3,083,432 \$	263,990.11 \$	72,797.31 \$	33,099.61
	OUT DIST	30	258,919 \$	20,587.57 \$	6,299.61 \$	1,938.49
	TOTAL	630	3,342,351 \$	284,577.68 \$	79,096.92 \$	35,038.10
COMM INSIDE LARGE	IN DIST	2	183,440 \$	13,114.85 \$	4,109.06 \$	1,922.55
	OUT DIST	0	0 \$	0 \$	0 \$	0
	TOTAL	2	183,440 \$	13,114.85 \$	4,109.06 \$	1,922.55
COMMERCIAL OUTSIDE	IN DIST	40	344,788 \$	27,291.84 \$	9,412.70 \$	3,508.33
	OUT DIST	84	292,943 \$	76,577.08 \$	9,139.01 \$	2,405.23
	TOTAL	124	637,731 \$	53,868.92 \$	18,551.71 \$	5,913.56
COMM OUTSIDE LARGE	IN DIST	0	0 \$	0 \$	0 \$	0
	OUT DIST	2	104,384 \$	7,612.06 \$	2,338.20 \$	491.75
	TOTAL	2	104,384 \$	7,612.06 \$	2,338.20 \$	491.75
TOTAL COMMERCIAL	IN DIST:	642	3,611,660 \$	304,396.80 \$	86,319.07 \$	38,530.49
	OUT DIST:	116	656,246 \$	54,776.71 \$	17,776.82 \$	4,835.47
	TOTAL:	758	4,267,906 \$	359,173.51 \$	104,095.89 \$	43,365.96
GOVERNMENT INSIDE	IN DIST	10	64,335 \$	6,161.59 \$	1,441.09 \$	381.49
	OUT DIST	0	0 \$	0 \$	0 \$	0
	TOTAL	10	64,335 \$	6,161.59 \$	1,441.09 \$	381.49
GOV INSIDE LARGE	IN DIST	9	330,120 \$	26,851.10 \$	7,394.69 \$	1,808.51
	OUT DIST	0	0 \$	0 \$	0 \$	0
	TOTAL	9	330,120 \$	26,851.10 \$	7,394.69 \$	1,808.51
GOVERNMENT OUTSIDE	IN DIST	1	342 \$	48.49 \$	12.89 \$	1.53
	OUT DIST	2	94,760 \$	8,863.92 \$	2,287.25 \$	278.77
	TOTAL	3	95,102 \$	8,912.41 \$	2,300.14 \$	280.30
TOTAL GOVERNMENTAL	IN DIST:	20	394,797 \$	33,061.18 \$	8,848.67 \$	2,191.53
	OUT DIST:	2	94,760 \$	8,863.92 \$	2,287.25 \$	278.77
	TOTAL:	22	489,557 \$	41,925.10 \$	11,135.92 \$	2,470.30
QUINCY INSIDE	IN DIST	69	172,633 \$	17,789.27 \$	3,821.78 \$	540.31
	OUT DIST	2	0 \$	33.24 \$	0 \$	0.84
	TOTAL	71	172,633 \$	17,822.51 \$	3,821.78 \$	541.15
QUINCY OUTSIDE	IN DIST	7	3,855 \$	524.71 \$	147.80 \$	16.80
	OUT DIST	6	1,398,985 \$	104,635.76 \$	60,814.04 \$	4,136.24
	TOTAL	13	1,402,840 \$	105,160.47 \$	60,961.84 \$	4,153.04
TOTAL QUINCY	IN DIST:	76	176,488 \$	18,313.98 \$	3,969.58 \$	557.11
	OUT DIST:	8	1,398,985 \$	104,669.00 \$	60,814.04 \$	4,137.08
	TOTAL:	84	1,575,473 \$	122,982.98 \$	64,783.62 \$	4,694.19
RESIDENTIAL INSIDE	IN DIST	2,909	3,059,049 \$	299,788.09 \$	89,912.19 \$	9,843.53
	OUT DIST	56	58,981 \$	5,803.11 \$	2,015.41 \$	221.11
	TOTAL	2,965	3,118,030 \$	305,591.20 \$	91,927.60 \$	10,064.64
RESIDENTIAL OUTSIDE	IN DIST	191	279,587 \$	26,976.60 \$	10,505.65 \$	927.49
	OUT DIST	827	1,095,052 \$	106,050.02 \$	41,202.23 \$	1,676.99
	TOTAL	1,018	1,374,639 \$	133,026.62 \$	51,707.88 \$	4,599.48
TOTAL RESIDENTIAL	IN DIST:	3,100	3,338,636 \$	326,764.69 \$	100,417.84 \$	10,766.02
	OUT DIST:	883	1,154,033 \$	111,853.13 \$	43,217.64 \$	3,898.10
	TOTAL:	3,983	4,492,669 \$	438,617.82 \$	143,635.48 \$	14,664.12
STREET LIGHTS	IN DIST	3	48,754 \$	2,898.90 \$	1,092.09 \$	99.77
	OUT DIST	0	0 \$	0 \$	0 \$	0
	TOTAL	3	48,754 \$	2,898.90 \$	1,092.09 \$	99.77

CITY OF QUINCY, FL
BILLING STATISTICS FOR THE MONTH OF JANUARY, 2023
PRIOR MONTH VARIANCE

	Description		#Services Billed	Total Consumption	Amount Billed	Fuel Adjustment	Taxes
Dec-22	TOTAL COMMERCIAL	IN DIST:	839	3,948,599	\$335,497.30	\$90,387.48	\$42,414.07
		OUT DIST:	120	544,301	\$46,328.78	\$12,435.13	\$4,209.03
		TOTAL:	759	4,490,898	\$381,826.08	\$102,822.61	\$46,623.10
Jan-23	TOTAL COMMERCIAL	IN DIST:	642	3,611,660	\$304,396.80	\$86,319.07	\$38,530.49
		OUT DIST:	116	656,246	\$54,776.71	\$17,776.82	\$4,835.47
		TOTAL:	758	4,267,906	\$359,173.51	\$104,095.89	\$43,365.96
Variance	TOTAL COMMERCIAL	IN DIST:	3	-334,939	-\$31,100.50	-\$4,068.41	-\$3,883.58
		OUT DIST:	-4	111,945	\$8,447.93	\$5,341.69	\$626.44
		TOTAL:	-1	-222,992	-\$22,652.57	\$1,273.28	-\$3,257.14
Dec-22	TOTAL GOVERNMENTAL	IN DIST:	20	448,718	\$35,244.51	\$10,343.34	\$2,377.63
		OUT DIST:	2	83,080	\$7,775.47	\$1,906.71	\$242.05
		TOTAL:	22	532,798	\$43,019.98	\$12,250.05	\$2,619.68
Jan-23	TOTAL GOVERNMENTAL	IN DIST:	20	394,797	\$33,061.18	\$8,848.67	\$2,191.53
		OUT DIST:	2	94,760	\$8,863.92	\$2,287.25	\$278.77
		TOTAL:	22	489,557	\$41,925.10	\$11,135.92	\$2,470.30
Variance	TOTAL GOVERNMENTAL	IN DIST:	0	-54,921	-\$2,183.33	-\$1,494.67	-\$186.10
		OUT DIST:	0	11,680	\$1,088.45	\$380.54	\$36.72
		TOTAL:	0	-43,241	-\$1,094.88	-\$1,114.13	-\$149.38
Dec-22	TOTAL QUINCY	IN DIST:	74	150,644	\$15,742.15	\$3,461.16	\$480.13
		OUT DIST:	5	76,120	\$38,516.68	\$1,750.76	\$1,006.69
		TOTAL:	79	226,764	\$54,258.83	\$5,211.92	\$1,486.82
Jan-23	TOTAL QUINCY	IN DIST:	76	176,488	\$18,313.98	\$3,969.58	\$557.11
		OUT DIST:	8	1,398,985	\$104,669.00	\$60,814.04	\$4,137.08
		TOTAL:	84	1,575,473	\$122,982.98	\$64,783.62	\$4,694.19
Variance	TOTAL QUINCY	IN DIST:	2	25,844	\$2,571.83	\$508.42	\$76.98
		OUT DIST:	3	1,322,865	\$66,152.32	\$59,063.28	\$3,130.39
		TOTAL:	5	1,348,709	\$68,724.15	\$59,571.70	\$3,207.37
Dec-22	TOTAL RESIDENTIAL	IN DIST:	3,129	2,609,235	\$259,559.33	\$58,891.85	\$8,039.74
		OUT DIST:	876	676,158	\$67,716.70	\$15,077.25	\$2,080.77
		TOTAL:	4,005	3,285,393	\$327,276.03	\$73,969.10	\$10,120.51
Jan-23	TOTAL RESIDENTIAL	IN DIST:	3,100	3,338,636	\$326,764.69	\$100,417.84	\$10,766.02
		OUT DIST:	883	1,154,033	\$111,853.13	\$43,217.64	\$3,898.10
		TOTAL:	3,983	4,492,669	\$438,617.82	\$143,635.48	\$14,664.12
Variance	TOTAL RESIDENTIAL	IN DIST:	-29	729,401	\$67,205.36	\$41,525.99	\$2,726.28
		OUT DIST:	7	477,875	\$44,136.43	\$28,140.39	\$1,817.33
		TOTAL:	-22	1,207,276	\$111,341.79	\$69,666.38	\$4,543.61
Dec-22	STREET LIGHTS	IN DIST:	3	48,729	\$2,897.51	\$1,120.77	\$100.46
		OUT DIST:	0	0	\$0.00	\$0.00	\$0.00
		TOTAL:	3	48,729	\$2,897.51	\$1,120.77	\$100.46
Jan-23	TOTAL STREET LIGHTS	IN DIST:	3	48,754	\$2,898.90	\$1,092.09	\$99.77
		OUT DIST:	0	0	\$0.00	\$0.00	\$0.00
		TOTAL:	3	48,754	\$2,898.90	\$1,092.09	\$99.77
Variance	STREET LIGHTS	IN DIST:	0	25	\$1.39	-\$28.68	-\$0.69
		OUT DIST:	0	0	\$0.00	\$0.00	\$0.00
		TOTAL:	0	25	\$1.39	-\$28.68	-\$0.69
GRAND TOTALS		IN DIST:	-24	365,410	\$36,494.75	\$36,442.65	-\$1,267.11
		OUT DIST:	6	1,924,365	\$119,825.13	\$92,925.90	\$5,610.88
		TOTAL:	-18	2,289,777	\$156,319.88	\$129,368.55	\$4,343.77

CITY OF QUINCY, FL
BILLING STATISTICS FOR THE MONTH OF JANUARY, 2023
PRIOR YEAR VARIANCE

	Description		#Services Billed	Total Consumption	Amount Billed	Fuel Adjustment	Taxes
Jan-22	TOTAL COMMERCIAL	IN DIST:	646	3,924,080	\$296,220.89	\$114,158.21	\$41,270.05
		OUT DIST:	122	635,600	\$48,204.46	\$18,715.58	\$4,727.97
		TOTAL:	768	4,559,680	\$344,425.35	\$132,933.79	\$45,998.02
Jan-23	TOTAL COMMERCIAL	IN DIST:	642	3,611,660	\$304,396.80	\$86,319.07	\$38,530.49
		OUT DIST:	116	656,246	\$54,776.71	\$17,776.82	\$4,835.47
		TOTAL:	758	4,267,906	\$359,173.51	\$104,095.89	\$43,365.96
Variance	TOTAL COMMERCIAL	IN DIST:	-4	312,420	\$8,175.91	-\$27,839.14	\$2,739.56
		OUT DIST:	-6	20,646	\$6,572.25	-\$998.76	\$107.50
		TOTAL:	-10	-291,774	\$14,748.16	-\$28,837.90	-\$2,632.06
Jan-22	TOTAL COMMERCIAL	IN DIST:	20	460,614	\$36,254.88	\$13,358.18	\$2,865.09
		OUT DIST:	2	84,280	\$7,238.51	\$2,462.68	\$242.53
		TOTAL:	22	544,894	\$43,493.39	\$15,820.86	\$3,107.62
Jan-23	TOTAL GOVERNMENTAL	IN DIST:	20	394,797	\$33,061.18	\$8,848.67	\$2,191.53
		OUT DIST:	2	94,760	\$8,863.92	\$2,287.25	\$278.77
		TOTAL:	22	489,557	\$41,925.10	\$11,135.92	\$2,470.30
Variance	TOTAL GOVERNMENTAL	IN DIST:	0	-65,817	-\$3,193.70	-\$4,509.51	-\$673.56
		OUT DIST:	0	10,480	\$1,625.41	\$175.43	\$36.24
		TOTAL:	0	-\$55,337	-\$1,568.29	-\$4,684.94	-\$637.32
Jan-22	TOTAL COMMERCIAL	IN DIST:	74	150,354	\$15,107.72	\$4,284.62	\$484.82
		OUT DIST:	5	1,391,291	\$99,176.24	\$40,347.44	\$3,488.11
		TOTAL:	79	1,541,645	\$114,283.96	\$44,632.06	\$3,972.93
Jan-23	TOTAL QUINCY	IN DIST:	76	176,488	\$18,313.98	\$3,969.58	\$557.11
		OUT DIST:	8	1,398,985	\$104,669.00	\$60,814.04	\$4,137.08
		TOTAL:	84	1,575,473	\$122,982.98	\$64,783.62	\$4,694.19
Variance	TOTAL QUINCY	IN DIST:	2	26,134	\$3,206.26	-\$315.04	\$72.29
		OUT DIST:	3	7,694	\$5,492.76	\$20,466.60	\$648.17
		TOTAL:	5	33,828	\$8,699.02	\$20,151.56	\$721.26
Jan-22	TOTAL COMMERCIAL	IN DIST:	3,139	2,797,085	\$255,365.97	\$83,151.15	\$8,508.87
		OUT DIST:	887	881,608	\$79,950.98	\$27,109.17	\$2,673.01
		TOTAL:	4,026	3,678,693	\$335,316.95	\$110,260.32	\$11,181.88
Jan-23	TOTAL RESIDENTIAL	IN DIST:	3,100	3,338,636	\$326,764.69	\$100,417.84	\$10,766.02
		OUT DIST:	883	1,154,033	\$111,853.13	\$43,217.64	\$3,898.10
		TOTAL:	3,983	4,492,669	\$438,617.82	\$143,635.48	\$14,664.12
Variance	TOTAL RESIDENTIAL	IN DIST:	-39	\$41,551	\$71,398.72	\$17,266.69	\$2,257.15
		OUT DIST:	-4	272,425	\$31,902.15	\$16,108.47	\$1,225.09
		TOTAL:	-43	813,976	\$103,300.87	\$33,375.16	\$1,482.24
Jan-22	TOTAL COMMERCIAL	IN DIST:	3	48,740	\$2,551.23	\$1,413.46	\$99.12
		OUT DIST:	0	0	\$0.00	\$0.00	\$0.00
		TOTAL:	3	48,740	\$2,551.23	\$1,413.46	\$99.12
Jan-23	TOTAL STREET LIGHTS	IN DIST:	3	48,754	\$2,898.90	\$1,092.09	\$99.77
		OUT DIST:	0	0	\$0.00	\$0.00	\$0.00
		TOTAL:	3	48,754	\$2,898.90	\$1,092.09	\$99.77

	Description		#Services Billed	Total Consumption	Amount Billed	Fuel Adjustment	Taxes
Variance	STREET LIGHTS	IN DIST:	0	14	\$347.67	-\$321.37	\$0.65
		OUT DIST:	0	0	\$0.00	\$0.00	\$0.00
		TOTAL:	0	14	\$347.67	-\$321.37	\$0.65
GRAND TOTALS		IN DIST:	-41	189,462	\$79,934.86	-\$15,718.37	-\$1,083.03
		OUT DIST:	-7	311,245	\$45,592.57	\$35,400.88	\$2,017.80
		TOTAL:	-48	500,707	\$125,527.43	\$19,682.51	\$934.77

ELECTRIC REVENUE PRIOR YEAR ANALYSIS AS OF JANUARY 31, 2023

- **PRIOR YEAR**
- **BUDGET VS ACTUAL**

City of Quincy, Florida
Electric Revenue Prior Year Variance
For the Four Months Ended January 2023

Account Number	Description	FY2023 Jan	FY2022 Jan	Variance
403-331-33000	AMERICAN RESCUE PLAN ACT GRANT	\$300	\$461,000	(\$460,700)
403-343-11000	RESIDENTIAL SALES	\$1,899,312	\$1,791,331	\$107,981
403-343-12000	COMMERCIAL SALES	\$2,512,416	\$2,464,641	\$47,775
403-343-13000	INDUSTRIAL SALES	\$626,139	\$577,133	\$49,006
403-343-14000	STREET LIGHTING SALES	\$17,808	\$30,803	(\$12,995)
403-343-15000	INTERDEPARTMENTAL SALES	\$80,077	\$118,865	(\$38,788)
403-343-16000	CONNECTIONS	\$1,898	\$30,715	(\$28,817)
403-343-16500	Hurricane Michael Surcharge	\$302,578	\$310,975	(\$8,398)
403-343-16710	VISTA BRACE VOLUNTEER GRANT	0	9956.68	(\$9,957)
403-343-17000	FORFEITED DISCOUNTS - PENALTIES	\$86,154	\$57,628	\$28,526
403-343-18000	SALE OF MATERIAL	\$0	\$10,077	(\$10,077)
403-343-18500	SPECIAL PROJECT - MATERIAL SALES	\$84	\$28,420	(\$28,336)
403-343-19000	CUT ON/OFF FEES	\$1,615	\$5,165	(\$3,550)
403-343-24000	TRANSFORMER RENT	\$2,820	\$2,820	\$0
403-343-27000	MISCELLANEOUS CHARGES	(\$1,718)	\$3,162	(\$4,880)
403-343-90000	MISCELLANEOUS REVENUES	\$1,268	\$296	\$972
403-361-10000	INTEREST REVENUE	\$1,685	\$411	\$1,274
403-369-90000	MISCELLANEOUS REVENUES	\$12,796	\$2,464	\$10,332
	** GRAND TOTAL **	\$5,545,232	\$5,905,864	(\$360,632)
Percentage		94%	100%	-6%
Revenue w/o FEMA (non-recurring revenue)		\$5,545,232	\$5,905,864	(\$360,632)

City of Quincy, Florida
Electric Revenue Analysis - Actual vs Budget
For the Four Months Ended January 31, 2023

Account Number	Description	Approved Budget	Approved Budget YTD	YTD Amount	Variance
403-331-01019	H-M FEMA REIMB MICHAEL	\$514,000	\$171,333	0	(\$171,333)
403-331-33000	AMERICAN RESCUE PLAN ACT GRANT	\$44,500	\$14,833	300	(\$14,533)
403-343-11000	RESIDENTIAL SALES	\$6,023,865	\$2,007,955	1,899,312	(\$108,643)
403-343-12000	COMMERCIAL SALES	\$8,076,860	\$2,692,287	2,512,416	(\$179,871)
403-343-13000	INDUSTRIAL SALES	\$1,880,237	\$626,746	626,139	(\$606)
403-343-14000	STREET LIGHTING SALES	\$71,067	\$23,689	17,808	(\$5,881)
403-343-15000	INTERDEPARTMENTAL SALES	\$375,387	\$125,129	80,077	(\$45,052)
403-343-16000	CONNECTIONS	\$63,021	\$21,007	1,898	(\$19,109)
403-343-16500	Hurricane Michael Surcharge	\$392,299	\$130,766	302,578	\$171,811
403-343-17000	FORFEITED DISCOUNTS - PENALTIES	\$245,470	\$81,823	86,154	\$4,330
403-343-18000	SALE OF MATERIAL	\$13,705	\$4,568	0	(\$4,568)
403-343-18500	SPECIAL PROJECT - MATERIAL SALES	\$38,651	\$12,884	84	(\$12,800)
403-343-19000	CUT ON/OFF FEES	\$11,178	\$3,726	1,615	(\$2,111)
403-343-24000	TRANSFORMER RENT	\$8,628	\$2,876	2,820	(\$56)
403-343-27000	MISCELLANEOUS CHARGES	\$7,053	\$2,351	(1,718)	(\$4,069)
403-343-90000	MISCELLANEOUS REVENUES	\$21,129	\$7,043	1,268	(\$5,775)
403-361-10000	INTEREST REVENUE	\$1,398	\$466	1,685	\$1,219
403-369-90000	MISCELLANEOUS REVENUES	\$7,222	\$2,407	12,796	\$10,389
** GRAND TOTAL **		\$17,795,670	\$5,931,890	\$5,545,232	(\$386,658)
Percentage		100%	93%	-7%	

CUSTOMER SERVICE RECEIPTS COLLECTED
FOR THE MONTH OF JANUARY 31, 2023

**CITY OF QUINCY
RECEIPTS COLLECTED BY CUSTOMER SERVICE
FOR JANUARY 2023**

For Receipts / From: 01.01.2023 To: 01.31.2023 / Totals For Drawer A

FMSM	233	\$	402,027.02	0	CA	\$	1,754.50
UBSC	2,215	\$	829,630.00	2,941.46	CK	\$	1,078,543.03
STSL	6	\$	150.00	0	PP	\$	155,988.67
FMSC	17	\$	4,479.18	0			
Transaction Total		\$	1,236,286.20				
Drawer Total		\$	1,236,286.20			\$	1,236,286.20

For Receipts / From: 01.01.2023 To: 01.31.2023 For Drawer C

UBSC	52	\$	8,561.87	9.05	CK	\$	4,848.53
					PP	\$	3,713.34
Transaction Total		\$	8,561.87				
Drawer Total		\$	8,561.87			\$	8,561.87

For Receipts / From: 01.01.2023 To: 01.31.2023 / Totals For Drawer D

UBSC	657	\$	391,497.36	387.25	CK	\$	335,427.17
FMSM	37	\$	6,635.13	0	MO	\$	142.35
FMSC	2	\$	317.12	0	PP	\$	62,948.84
STSL	2	\$	68.75	8.75			
Transaction Total		\$	398,518.36				
Drawer Total		\$	398,518.36			\$	398,518.36

For Receipts / From: 01.01.2023 To: 01.31.2023 / Totals For Drawer F

FMSM	26	\$	404,785.34	0	EF	\$	404,785.34
Transaction Total		\$	404,785.34				
Drawer Total		\$	404,785.34			\$	404,785.34

For Receipts / From: 01.01.2023 To: 01.31.2023 / Grand Totals for All Drawers

FMSM	296	\$	813,447.49	0	\$	1,754.50
UBSC	2,924	\$	1,229,689.23	3,337.76	\$	1,418,818.73
STSL	8	\$	218.75	8.75	\$	222,650.85
FMSC	19	\$	4,796.30	0	\$	142.35
					\$	404,785.34
Totals	3,247	\$	2,048,151.77	3,346.51	\$	2,048,151.77

UBSC	Utility Billing	PP	Point n Pay
STSL	Sales Tax	MO	Money
FMSM	Fund Management	EF	Electronic Funds
FMSC	Fund Management		

Prepared by: LaTrenda Gainous

ARREARS REPORT
AS OF JANUARY 31, 2023

City of Quincy, Florida
 Arrears Report
 For the Four Months Ended January 31, 2023

CYCLE 1					
Account Number	30 Day 12/31/2022	60 Day 11/30/2022	90 Day 10/31/2022	Balance	Legend
195025	773.76	398.35	6117.66	7289.77	NC, NP
2471034	545.98	212.95	5793.05	6551.98	NC
1946025	288.45	284.94	5385.53	5958.92	NC, NP
976015	785.72	763.75	2063.87	3613.34	NC
4959007	241.22	264.71	2852.97	3358.9	NC, NP
4770019	443.3	376.18	2447.17	3266.65	NC, NP
2430013	296.58	248.27	2306.37	2851.22	NC, NP
6024018	322.53	281.94	2093.92	2698.39	NC, NP
2485016	146.77	122.03	2328.59	2597.39	NC, NP
4808010	252.74	252.17	2061.39	2566.3	NC, NP
5321014	240.01	232.85	2046.33	2519.19	NC, NP
2190032	181.1	302.37	2034.57	2518.04	NC, NP
5448019	773.26	479.04	1227.49	2479.79	NC, NP
2032011	91.1	83.78	2221.44	2396.32	NC, NP
2163022	415.29	335.11	1603.02	2353.42	NC, NP
2240019	194.45	217.08	1876.49	2288.02	NC, NP
244018	201.01	206.14	1854.32	2261.47	NC, NP
6383002	544.57	438.4	1164.26	2147.23	NC, NP
2293013	193.49	159.79	1667.3	2020.58	NC, NP
2116017	224.91	211.77	1548.41	1985.09	NC, NP
2299012	215.08	398.86	1267.39	1881.33	NC
292013	254.32	241.93	1295.11	1791.36	NC, NP
585024	130.35	133.43	1417.22	1681	NC, NP
165016	105.44	125.86	1429.77	1661.07	NC, NP
1707024	509.26	372.19	768.48	1649.93	NC
408013	365.57	422.26	830.69	1618.52	NC
100030	426.29	302.93	885.72	1614.94	NC, NP
4866032	84.97	110.63	1359.48	1555.08	NC, NP
2122022	453.05	251.52	850.07	1554.64	NC, NP
8215010	195.06	195.54	1058.8	1449.4	NC, NP
742013	155.42	1225.29	0	1380.71	NC
1573019	200.71	198.85	715.72	1115.28	NC, NP
2437022	217.15	214.58	669.38	1101.11	NC, NP
1784011	268.18	222.01	581.76	1071.95	NC
1190012	475.65	283.7	300.3	1059.65	NC
2147018	259.51	208.4	553.33	1021.24	NC
1641018	108.26	101.4	784.84	994.5	NC, NP
1801017	159.68	134.25	697.8	991.73	NC, NP
4717015	147.91	142.83	641.84	932.58	NC
370019	258.15	210.48	455.98	924.61	NC
2203015	275.22	282.75	321.06	879.03	NC
6056010	192.43	176.61	483.68	852.72	NC
2178013	126.41	257.08	466.2	849.69	NC, NP
6697023	208.43	127.24	493.41	829.08	NC, NP
6459002	443.38	350.71	33.68	827.77	NC
582022	119.32	103.93	599.81	823.06	NC, NP

Account Number	30 Day	60 Day	90 Day	Balance	Legend
927038	111.15	152.06	543.32	806.53	NC, NP
4197006	154.89	285.17	354.64	794.7	NC, NP
6480008	177.49	169.08	427.64	774.21	NC, NP
1216018	111.81	142.99	484.17	738.97	NC, NP
6733016	571.22	148.27	0	719.49	NC
1138017	480.44	223.11	0	703.55	NC
129024	261.03	299.44	140.86	701.33	NC
934013	254.59	307.77	134.84	697.2	NC
186016	162.75	208.72	321.93	693.4	NC
6458007	405.45	227.71	0	633.16	NC, NP
56670950	105.98	105.26	416.73	627.97	NC, NP
5410009	78.94	91.43	438.74	609.11	NC, NP
1129016	284.62	249.06	60.88	594.56	NC, NP
1883032	134.4	149.14	297.79	581.33	NC
5131009	78.94	79	419.38	577.32	NC, NP
4917013	117.74	129.81	322.42	569.97	NC
8219015	186.46	197.91	171.8	556.17	NC
850015	243.77	207.22	102.65	553.64	NC
239018	325.14	224.02	0	549.16	NC
2073021	153.78	133.02	254.55	541.35	NC
1122016	262.71	227.49	44.32	534.52	NC
124030	84.33	84.68	357.96	526.97	NC, NP
1079012	175.5	152.51	185.89	513.9	NC
106030	200.4	179.63	131.91	511.94	NC
8220024	155.35	150.56	200	505.91	NC, NP
2573043	91.75	96.37	304.05	492.17	NC, NP
2044021	223.81	187.1	77.07	487.98	NC, NP
4828016	249.54	170.32	55.83	475.69	NC
629020	105.28	120.83	245.26	471.37	NC, NP
5519004	224.26	192.45	49.3	466.01	NC
8217018	128.91	122.19	198.74	449.84	NC
314026	263.67	183.43	0	447.1	NC
316031	254.99	151.9	30.92	437.81	NC, NP
1971035	86.29	86.82	245.97	419.08	NC
4501014	216.8	192.2	0	409	NC
8244011	224.7	181.31	0	406.01	NC, NP
1139020	330.76	68.03	0	396.79	NC
6677007	172.34	199.23	21.79	393.36	NC, NP
6723017	71.69	67.4	249.27	388.36	NC, NP
1032021	265.5	100	0	365.5	NC
2194018	354.71	0	0	354.71	NC
2377033	353.89	0	0	353.89	NC
2097012	254.43	89.32	0	343.75	NC
276014	249.25	88.54	0	337.79	NC
6484003	165	167.4	0	332.4	NC, NP
122013	92.61	103.86	135.82	332.29	NC, NP
8261009	142.16	189.23	0	331.39	NC, NP
6883009	159.9	124.33	40.01	324.24	NC
2508013	156.2	134.86	21.67	312.73	NC, NP
2165012	280.26	31.11	0	311.37	NC
4871003	309.33	0	0	309.33	NC
467015	306.13	0	0	306.13	NC
570015	68.84	86.42	144.74	300	NC
4830019	137.33	124.32	29.67	291.32	NC
710012	288.85	0	0	288.85	NC

Account Number	30 Day	60 Day	90 Day	Balance	Legend
2370012	282.85	0	0	282.85	NC, NP
5177015	276.77	0	0	276.77	NC
824020	275.83	0	0	275.83	NC
532017	256.16	15.3	0	271.46	NC
537030	234.5	36.31	0	270.81	NC
6736009	239.98	13.13	0	253.11	NC, NP
77015	205.28	42.88	0	248.16	NC
888016	245.94	0	0	245.94	NC
58021	146.54	95.78	0	242.32	NC, NP
355012	239.86	0	0	239.86	NC
1912011	236.84	0	0	236.84	NC
112014	99.29	56.76	78.54	234.59	NC, NP
1132013	227.79	0	0	227.79	NC
244432	121.16	91.87	0	213.03	NC, NP
66270018	205.58	6.56	0	212.14	NC, NP
310016	171.82	35.55	0	207.37	NC
6731009	206.44	0	0	206.44	NC
2467011	192.43	6.72	0	199.15	NC
1103026	190.05	0	0	190.05	NC
6684012	150.16	39.78	0	189.94	NC
5507024	188.32	0	0	188.32	NC
5191024	183.88	0	0	183.88	NC
56670556	158.89	22.64	0	181.53	NC
8132021	128.63	43.05	0	171.88	NC
6834022	168.49	0	0	168.49	NC
1833014	165.79	0	0	165.79	NC
729016	163.16	0	0	163.16	NC
2191011	93.91	63	0	156.91	NC
1062023	149.98	0	0	149.98	NC
285016	144.27	0	0	144.27	NC
2561028	143.25	0	0	143.25	NC
151003	140.61	0	0	140.61	NC, NP
6698022	133.98	2.18	0	136.16	NC, NP
768015	128.04	0	0	128.04	NC, NP
395019	125.32	0	0	125.32	NC
6727023	124.67	0	0	124.67	NC
6737015	119	0	0	119	NC
6689016	65.67	52.17	0	117.84	NC
85015	105.59	0	0	105.59	NC
1777020	102.69	0	0	102.69	NC
8203005	100	0	0	100	NC
5152017	98.37	0	0	98.37	NC, NP
1029013	95.98	0	0	95.98	NC, NP
8338002	95.96	0	0	95.96	NC
837019	91.75	0	0	91.75	NC
146025	0	0	86.93	86.93	BAL
4973004	0	0	80.63	80.63	BAL
8508002	80	0	0	80	NC, NP
8291007	77.93	0	0	77.93	NC
2347021	77.33	0	0	77.33	NC
466019	72.48	3.43	0	75.91	NC, NP
2470015	73.83	0	0	73.83	NC
6629019	71.4	0	0	71.4	NC
4956004	58.33	0	0	58.33	NC
57015	58.2	0	0	58.2	NC

Account Number	30 Day	60 Day	90 Day	Balance	Legend
712014	53.23	0	0	53.23	NC
8292005	52.26	0	0	52.26	NC
2080011	50.14	0	0	50.14	NC
Total Amount-Cycle 1	33,165.90	21,076.02	77,564.30	131,806.22	
Percentage	25%	16%	59%	100%	

Commercial Accounts

Account Number	30 Day 12/31/2022	60 Day 11/30/2022	90 Day 10/31/2022	Balance	Legend
4485012	3202.06	3237.93	0	6439.99	NC, NP
1468017	2788.12	2437.11	0	5225.23	NC
8564001	18.48	18.48	4870.42	4907.38	NC
8520001	1366.05	1476.3	1544.14	4386.49	NC
1768009	561.08	597.49	3076.55	4235.12	NC, NP
52026	2680.1	1547.52	0	4227.62	NC
1527014	4137.93	0	0	4137.93	NC
1633011	842.95	277.95	1547.04	2667.94	NC
205018	149.37	149.37	1883.12	2181.86	NC, NP
654015	161.92	199.52	1437.59	1799.03	NC
659013	100.7	177.95	1459.62	1738.27	NC, NP
1629014	151.23	153.71	1369.8	1674.74	NC, NP
24016	980.86	324.62	363.02	1668.5	NC, NP
1594018	159.9	160.01	917.16	1237.07	NC, NP
1681022	159.65	455.19	524.92	1139.76	NC, NP
484011	186.43	176.12	742.16	1104.71	NC, NP
10004	966.37	0	0	966.37	NC
1547014	924.59	0	0	924.59	NC
1510016	251.5	280.32	348.16	879.98	NC
4812005	452.52	0	0	452.52	NC
204015	199.79	0	0	199.79	650.39 BAL
356013	295.68	180.04	0	475.72	NC
651014	355.8	116.02	0	471.82	NC
4812005	452.52	0	0	452.52	NC
217012	185.07	193.04	0	378.11	NC, NP
644016	346.47	30.75	0	377.22	NC
3421016	177.25	177.62	292.06	646.93	NC, NP
644016	346.47	30.75	0	377.22	NC
8632001	107.71	53.71	205.41	366.83	NC, NP
8504002	166.37	196.77	0	363.14	NC
598015	251.61	99.6	0	351.21	NC
56670036	309.99	0	0	309.99	NC
1481013	258.79	25.64	0	284.43	NC
1648014	250.58	0	0	250.58	C
335016	177.1	0	0	177.1	C
6679002	170.95	0	0	170.95	114.11 BAL
1455017	125.21	0	0	125.21	NC

Account Number	30 Day	60 Day	90 Day	Balance	Legend
8200002	102.94	0	0	102.94	3288.72 BAL
8541001	82.06	3.47	0	85.53	NC
1453018	83.24	0	0	83.24	NC
5887001	77.78	3.7	0	81.48	NC, NP
2507015	65.17	0	0	65.17	NC, NP
4462012	62.08	0	0	62.08	3134.33 BAL
572025	59.38	0	0	59.38	573.95 BAL

Total Amount-Cycle 1	24,951.82	12,780.70	20,581.17	58,313.69
----------------------	-----------	-----------	-----------	-----------

Percentage	43%	22%	35%	100%
------------	-----	-----	-----	------

Number of Accounts Cycle 1 = 203
Residential & Commercial

CYCLE 2

Account Number	30 Day 12/31/2022	60 Day 11/30/2022	90 Day 10/31/2022	Balance	Legend
2716011	173.03	241.78	4603.42	5018.23	NC, NP
4922006	550.25	342.3	4010.35	4902.9	NC, NP
6324007	375.51	518.14	2349.14	3242.79	NC, NP
2630012	1032.93	1397.57	0	2430.5	NC, NP
4492025	179.97	276.57	1871.18	2327.72	NC, NP
5713013	214.4	254.02	1776.82	2245.24	NC, NP
3324018	438.72	325.77	1373.98	2138.47	NC, NP
2980018	279.07	410.82	1270.83	1960.72	NC, NP
4723013	99.75	95.52	1745.72	1940.99	NC, NP
3340013	198.52	189.15	1454.13	1841.8	NC, NP
4561021	64.5	140.72	1626.34	1831.56	NC, NP
4936013	180.61	190.24	1404.62	1775.47	NC, NP
6460009	78.38	70.64	1593.78	1742.8	NC, NP
2607011	93.93	219.66	1396.88	1710.47	NC, NP
6378010	317.61	284.88	1101.65	1704.14	NC, NP
2823017	235.23	363.38	994.28	1592.89	NC, NP
4556022	164.8	191.25	1209.79	1565.84	NC, NP
3491007	89.87	87.12	1348.41	1525.4	NC, NP
3492011	78.31	88.11	1355.78	1522.2	NC, NP
4540020	132.24	162.07	1192.86	1487.17	NC, NP
5459008	139.17	138.79	1083.07	1361.03	NC, NP
4453023	447.45	399.03	388.86	1235.34	NC, NP
2119014	203.51	269.12	762.06	1234.69	NC
6405001	247.78	229.17	741.67	1218.62	NC
4992005	204.49	420.26	494.93	1119.68	NC, NP
6604003	196.44	228.12	691.93	1116.49	NC
5784010	78.38	77.1	915.6	1071.08	NC, NP
4519019	204.39	223.41	619.24	1047.04	NC, NP
4551018	134.83	185.89	704.15	1024.87	NC

Account Number	30 Day	60 Day	90 Day	Balance	Legend
4606029	102.43	187.11	715.75	1005.29	NC
4527019	186.46	227.07	586.39	999.92	NC, NP
5768001	237.55	265.56	484.24	987.35	NC, NP
4554030	223.82	303.43	394.29	921.54	NC, NP
6339004	277.13	335.53	298.52	911.18	NC, NP
4491022	134.51	155.48	621.06	911.05	NC, NP
4963009	22.94	22.54	773.56	819.04	NC, NP
3037020	30.44	312.7	454.52	797.66	NP
8374006	194.81	206.04	392.75	793.6	NP
2921014	156.18	258.2	370.62	785	1005.76 BAL
5461013	34.69	121.68	624.35	780.72	NC, NP
3880012	103.51	98.98	524.79	727.28	NC, NP
4476019	126.89	0	598.95	725.84	NP
6315007	272.08	254.05	176.74	702.87	1324.73 BAL
5694010	156.15	225.94	307.35	689.44	NP
2699011	128.13	173.42	386.23	687.78	1045.76 BAL
5742010	123.47	151.99	387.76	663.22	1022.53 BAL
4668031	402.98	241.44	0	644.42	1493.50 BAL
2659018	87.17	82.95	471.7	641.82	NC, NP
7003006	260.49	330.75	50.53	641.77	1130.90 BAL
2092015	224.2	320.48	73.44	618.12	1253.92 BAL
4553017	154.43	196.92	261.79	613.14	1013.53 BAL
6341004	127.62	237.33	233.2	598.15	NP
5360008	322.77	258.2	0	580.97	1333.43 BAL
4667027	40.55	80.28	404.43	525.26	NP
5715008	162.81	0	360.3	523.11	NC, NP
2670014	227.76	278.53	0	506.29	1115.61 BAL
6561003	219.53	280.91	0.48	500.92	NC, NP
4558023	188.29	210.24	93.5	492.03	NC, NP
4854020	76.29	139.86	266.35	482.5	589.26 BAL
4506022	208.3	205.82	50.95	465.07	1113.65 BAL
4548021	123.42	154.71	186.76	464.89	NC, NP
6313005	76	110.99	269.15	456.14	NC, NP
2709013	173.2	266.2	0	439.4	780.48 BAL
4489026	178.73	254.31	0	433.04	922.07 BAL
4968007	195.83	213.5	0	409.33	955.05 BAL
2946037	83.77	82.64	230.05	396.46	NP
4076011	396.06	0	0	396.06	993.44 BAL
4533023	114.48	126.17	152.38	393.01	NC, NP
4543020	80.65	118.03	193.58	392.26	NC, NP
2798017	178.63	193.98	0	372.61	NC, NP
85373002	165.08	166.01	35.43	366.52	1024.74 BAL
4534018	58.72	172.52	132.52	363.76	NP
4487019	142.14	177.26	30.35	349.75	683.09 BAL
4529018	142.05	146.84	60.06	348.95	NP
4922002	0	0	347.81	347.81	BAL
3398013	205.28	141.57	0	346.85	NC, NP
2718021	243.83	102.58	0	346.41	NC
4516019	140.67	103.61	94.09	338.37	723.84 BAL
4719012	96.69	195.56	43.05	335.3	573.81 BAL
6347006	116.77	149.36	56.34	322.47	NP
2941013	139.48	180.51	0	319.99	372.49 BAL
3112016	310.71	0	0	310.71	1079.65 BAL
3089026	29.24	29.84	251.05	310.13	NC, NP

Account Number	30 Day	60 Day	90 Day	Balance	Legend
8393003	248.08	61.05	0	309.13	1205.89 BAL
6048001	136.94	169.58	0	306.52	NC
4288011	6.15	6.15	290.43	302.73	315.03 BAL
5732009	188.92	111.97	0	300.89	820.31 BAL
6355007	143.07	158.85	0	299.92	728.23 BAL
3384016	214.02	85.65	0	299.67	833.14 BAL
6558004	15.7	35.3	245.3	298.3	NP
2995012	226.42	59.95	0	286.37	1087.60 BAL
2784020	285.99	0	0	285.99	751.69 BAL
3060013	181.29	100	0	281.29	897.40 BAL
6119010	241.58	34.56	0	276.14	848.79 BAL
4608032	206.03	88.7	0	274.73	784.08 BAL
5867006	245.33	16.09	0	261.42	900.00 BAL
5675010	219.6	40.21	0	259.81	790.08 BAL
4704024	256.36	0	0	256.36	893.53 BAL
8443001	250.97	3.77	0	254.74	792.32 BAL
3147022	252.04	2.09	0	254.13	1002.34 BAL
3757041	72.08	95.01	61.22	228.31	440.79 BAL
4649027	67.01	100.54	57.51	225.08	549.17 BAL
5329009	214.46	0	0	214.46	751.30 BAL
3304012	210.56	0	0	210.56	839.01 BAL
4465020	114.19	83.58	0	197.77	681.32 BAL
8269009	169.03	8.64	0	177.67	585.50 BAL
2729027	176.41	0	0	176.41	655.95 BAL
8325012	174.87	0	0	174.87	587.84 BAL
4591033	128.77	44.76	0	173.53	519.90 BAL
5872002	173.14	0	0	173.14	719.93 BAL
5673010	171.82	0	0	171.82	646.06 BAL
4531019	95.78	66.86	0	162.64	NP
3440012	161.4	0	0	161.4	NP
3915012	75.46	82.2	0	157.66	NP
5548009	148.02	0	0	148.02	411.06 BAL
6320005	141.03	0	0	141.03	744.89 BAL
8536001	43.58	51.75	43.74	139.07	NP
4382028	136.78	0	0	136.78	NP
4664026	82.37	50.81	0	133.18	452.12 BAL
4483025	128.67	0	0	128.67	1110.06 BAL
6554001	64.07	60.64	0	124.71	NP
1896018	124.47	0	0	124.47	NP
3298026	124.23	0	0	124.23	532.17 BAL
6087004	58.97	30.64	32.7	122.31	NC, NP
5703015	111.02	0	0	111.02	491.45 BAL
4488019	110.17	0	0	110.17	483.42 BAL
3876013	102.81	0	0	102.81	656.16 BAL
4520020	101.36	0	0	101.36	369.54 BAL
3924011	6.15	6.15	87.39	99.69	NC, NP
3672017	94.84	0	0	94.84	335.40 BAL
6475105	90.94	0	0	90.94	611.45 BAL
4575033	86.95	0	0	86.95	NC, NP
4615026	83.1	0	0	83.1	376.05 BAL
6605003	79.95	0	0	79.95	1115.09 BAL
8622001	19.39	19.14	40.25	78.78	NP
3790014	26.13	22.61	24.28	73.02	NP
3179011	65.39	0.86	0	66.25	239.21 BAL

Account Number	30 Day	60 Day	90 Day	Balance	Legend
4146010	28.53	35.69	0	64.22	560.43 BAL
3747020	62.01	0	0	62.01	654.55 BAL
5698009	60.27	0	0	60.27	431.40 BAL
4654015	59.26	0	0	59.26	330.63 BAL
2678012	58.37	0	0	58.37	734.03 BAL
5109010	53.1	0	0	53.1	1230.44 BAL
5302001	50.17	0.78	0	50.95	162.84 BAL
Total Amount-Cycle 2	23,165.43	18,982.80	53,411.45	95,559.68	
Percentage	24%	20%	56%	100%	

Commercial Accounts					
4913001	1242.16	1363.49	5766.77	8372.42	NP
4229013	314.99	174.54	6161.15	6650.68	7295.91 BAL
3271018	1208.96	0	0	1208.96	NP
3417017	507.05	288.16	251.38	1046.59	NP
6011002	67.82	66.17	440.59	574.58	NP
566706705	0	0	336.45	336.45	C
8631001	12.88	12.58	30.19	55.65	81.75 BAL
5302001	50.17	0.78	0	50.95	162.84 BAL
Total Amount-Cycle 2	3,404.03	1,905.72	12,986.53	18,296.28	
Percentage	19%	10%	71%	100%	

Number of Accounts Cycle 1 = 151
Residential & Commercial

LEGEND MEANING	
BA	Bankruptcy
B	Budget Plan
C	Current
CM	City Manager Discuss on
DH	Door Hanger
F	Final
G	Gas, issue not resolved
N	NEW ACCOUNT
NA	No Activity
NC	Not Current
NP	Not Paying
NPA	Not Paying Agreement
P	Payment Plan
TRNSFR	Prior Bill Transferred
W	Water Issue
CA	COMMUNITY ACTION
OF	Our Florida

Prepared by Artenia Jones
Reviewed by Amanda Matthews

**PURCHASE POWER (FUEL) ADJUSTMENT &
NET METER RATE REPORT
AS OF JANUARY 31, 2023**

CITY OF PURCHASE POWER ADJUSTMENT REPORT

FUEL ADJ. UPDATED	DECEMBER SERVICES	JANUARY SERVICES	VARIANCE
Duke - transmission cost	\$ 103,233.89	\$ 43,929.75	\$ (59,304.14)
FPL - transmission cost	\$ 39,422.45	\$ 40,076.12	\$ 653.67
FPL Firm Capacity	\$ 572,843.05	\$ 394,515.53	\$ (178,327.52)
SEPA	\$ 152,148.18	\$ 150,000.36	\$ (2,147.82)
Total Cost	\$ 867,647.57	\$ 628,521.76	\$ (239,125.81)
FP&L	8,304,000	8,417,000	113,000
SEPA	3,495,062	3,666,492	171,430
Total KWH	11,799,062	12,083,492	284,430
Cost per KWH	0.07354	0.05201	(0.0215)
Base Q38	0.0380	0.0380	-
Delta Cost - Base	0.0355	0.0140	(0.0215)
Adjust 6 %	1.060	1.060	-
Calculated fuel Adjustment	0.0377	0.0149	(0.02282)

CITY OF QUINCY NET METER RATE

Wholesale Purchase Energy Cost	DECEMBER SERVICES	JANUARY SERVICES	VARIANCE
FPL Firm Energy	\$ 433,093.05	\$ 262,015.53	\$ (171,077.52)
SEPA Energy	\$ 78,009.78	\$ 81,836.10	\$ 3,826.32
SEPA TOTAL BEFORE CREDIT	\$ 149,073.78	\$ 152,900.10	\$ 3,826.32
SEPA CREDIT	\$ 3,074.10	\$ (2,899.74)	\$ (5,973.84)
calculate % of credit SEPA	2.1%	-1.9%	-4.0%
net purchase power credit	\$ 1,608.67	\$ (1,552.02)	\$ (3,160.68)
amount charged to Quincy	\$ 79,618.45	\$ 80,284.08	\$ 665.64
Total Cost	\$ 512,711.50	\$ 342,299.61	\$ (170,411.88)
FP&L	8,304,000	8,417,000	113,000
SEPA	3,495,062	3,666,492	171,430
Total KWH	11,799,062	12,083,492	284,430
Wholesale Avoidance Cost	-0.04345	-0.02833	0.01512

Submitted By Amanda Matthews

Reviewed By Marcia Carty, Finance Director

DISBURSEMENTS REPORT

AS OF JANUARY 31, 2023

City of Quincy Disbursements

Category	No. of Payments	Value	%
Payroll Related	470	\$ 748,102.60	26%
Accounts Payable	179	\$ 2,120,986.04	74%
Checks/ NODs	649	\$ 2,869,088.64	100%

City of Quincy Disbursements



BUDGET TRANSFER REPORT

AS OF JANUARY 31, 2023

**City of Quincy, Florida
Budget Transfers**

Month of November 30, 2022

Account Number	Description	Approved Budget	AMOUNT OVERDRAWN	Budget Funds Transferred To	Budget Funds Transferred From	Comment
001-001-519-30491	OPERATING EXPENSES	\$ 35,000.00	\$ (9,460.95)	\$12,750		D Operating expenses exceed budget
001-001-552-30645	CRA TIF PAYMENT	\$ 321,428.00	\$ (7,116.05)	\$7,250		D Operating expenses exceed budget
001-220-521-10220	RETIREMENT CONTRIBUTION	\$ 400,000.00			-\$12,750	D 10% ordinance complied with
001-220-521-10220	RETIREMENT CONTRIBUTION	\$ 400,000.00			-\$7,250	D 10% ordinance complied with
001-284-515-30406	VEHICLE PARTS	\$ 500.00			-\$200	D 10% ordinance complied with
001-284-515-30403	GAS & DIESEL	\$ 200.00	\$ (162.26)	\$200		D Emergency provided in ordinance
001-310-572-30341	CONTRACTUAL SERVICES	2000	-1716.67	1718		D Operating expenses exceed budget
001-310-572-30410	TELEPHONE	13000			-\$1,718	D Operating expenses exceed budget
001-431-542-10140	OVERTIME	1400		128		D Emergency provided in ordinance
001-431-542-10230	LIFE & HEALTH INSURANCE	17810	-127.09		-\$128	D Operating expenses exceed budget
001-440-572-30391	PARKS & FACILITY	30000			-\$481	D 10% ordinance complied with
001-440-572-30463	REPAIR & MAINTENANCE-BLDGS. & GR	7500	-481	481		D 10% ordinance complied with

Total Budget Transfers Completed

\$22,527

-\$22,527

D means Director Requested

**FIXED ASSET PURCHASES REPORT
FOR THE FOUR MONTHS ENDED JANUARY 31, 2023**

CITY OF QUINCY
FIXED ASSETS PURCHASES REPORT JANUARY 2023

Category	Approved Budget YTD	Actual YTD	% Budget YTD
BUILDING AND BUILDING IMPROVEMENTS	\$ 5,000.00	\$ -	0%
EQUIPMENT	\$ 300,276.51	\$ 36,585.70	12%
OFFICE FURNITURE EQUIPMENT	\$ 19,108.00	\$ 5,000.00	26%
SIGNALIZATION AND STREET LIGHTS	\$ 75,000.00	\$ 1,652.50	2%
VEHICLES	\$ 35,000.00	\$ -	0%
BEAUTIFICATION PROJECTS, CRA CATALYST PROJECTS, SENIOR ENERGY EFF PROGRAM	\$ 668,255.00	\$ 109,890.00	16%
INFRASTRUCTURE	\$ 135,000.00	\$ 16,038.67	12%
TOTAL	\$ 1,237,639.51	\$ 169,166.87	14%

P-CARD REPORT & BANK STATEMENT

AS OF JANUARY 31, 2023



Purchasing Card

FL CITY OF QUINCY
 XXXX-XXXX-XXXX-5777
 January 05, 2023 - February 04, 2023

Company Statement

Account Information	Payment Information	Account Summary
Mail Billing Inquiries to: BANKCARD CENTER PO Box 800441 Dallas, TX 75288-0441 TTY Hearing Impaired: Dial "711" Outside the U.S.: 1.800.353.6656 24 Hours For Lost or Stolen Card: 1.888.449.2273 24 Hours	Statement Date 02/04/23 Payment Due Date 02/17/23 Days in Billing Cycle 31 Credit Limit \$250,000 Cash Limit \$50,000 Total Payment Due \$9,328.94	Previous Balance \$0,008.68 Payments -\$6,608.68 Credits -\$319.99 Cash \$0.00 Purchases \$9,648.93 Other Debits \$0.00 Overlimit Fee \$0.00 Late Payment Fee \$0.00 Cash Fees \$0.00 Other Fees \$0.00 Finance Charge \$0.00 Current Balance \$9,328.94

Important Messages

Please do not send payment. Your automatic payment is scheduled to be credited to this account on 02/17/23.

Global Card Access - your card information whenever, wherever and however you need it. From the dashboard, you can quickly check your credit limit, balance, available credit and recent card activity. Other features like View PIN, Change PIN, Lock Card and Alerts help you keep your card secure. For added convenience, you can easily view or download your current statement up to 12 months of past statements. Visit www.bofa.com/globalcardaccess to register your card and start using Global Card Access today.

Cardholder Activity Summary

Account Number Credit Limit	Credits	Cash	Purchases and Other Debits	Total Activity
--------------------------------	---------	------	-------------------------------	----------------

0660968 0932894 0932894 4715290003775777

BANK OF AMERICA
 PO BOX 15731
 WILMINGTON, DE 19886-6731

FL CITY OF QUINCY
 404 W JEFFERSON ST
 QUINCY, FL 32351-2328

Account Number: XXXX-XXXX-XXXX- 5777
 January 05, 2023 - February 04, 2023

Total Payment Due \$9,328.94
Payment Due Date 02/17/23

Enter payment amount

\$

Mail this coupon along with your check payable to:
 BANK OF AMERICA

FL CITY OF QUINCY
 XXXX-XXXX-XXXX-5777
 January 05, 2023 - February 04, 2023

Cardholder Activity Summary

Account Number Credit Limit	Credits	Cash	Purchases and Other Debits	Total Activity
ASHLEY, TIMOTHY XXXX-XXXX-XXXX-8408 5,000	20.00	0.00	2,321.21	2,301.21
BELL, REGINALD XXXX-XXXX-XXXX-8834 5,000	0.00	0.00	1,232.04	1,232.04
CANDATE, ANESSA XXXX-XXXX-XXXX-0501 5,000	0.00	0.00	400.00	400.00
CARTY, MARCIA XXXX-XXXX-XXXX-2942 11,809	0.00	0.00	54.99	54.99
DEPARTMENT, FIRE XXXX-XXXX-XXXX-6296 5,000	299.99	0.00	2,584.88	2,284.89
DOWDELL, KEITH XXXX-XXXX-XXXX-4984 5,000	0.00	0.00	200.00	200.00
FAGG, DECODY XXXX-XXXX-XXXX-7070 5,000	0.00	0.00	1,338.50	1,338.50
NIXON, ROBERT XXXX-XXXX-XXXX-8847 5,000	0.00	0.00	39.00	39.00
PENNINGTON, MICHAEL XXXX-XXXX-XXXX-3281 5,000	0.00	0.00	270.26	270.26
SHACKELFORD, JANICE XXXX-XXXX-XXXX-1622 2,500	0.00	0.00	454.96	454.96
ZONING, PLANNING AND XXXX-XXXX-XXXX-8723 5,000	0.00	0.00	743.09	743.09

Transactions:

Posting Transaction Date	Date	Description	Reference Number	MCC	Charge	Credit
FL CITY OF QUINCY Account Number: XXXX-XXXX-XXXX-5777						Total Activity
01/18	01/18	AUTO PAYMENT DEDUCTION		0071		-6,609.68
ASHLEY, TIMOTHY Account Number: XXXX-XXXX-XXXX-8408						Total Activity
01/10	01/09	BP#1703768GARDENS BP PALM BEACH GAFL	24122543010744003018218	5541	60.00	
01/13	01/12	MARATHON PETRO171819 DAVIE FL	24034543012001316860967	5542	50.00	
01/13	01/12	CHEVRON 0042083 LAKE CITY FL	24692163012101206934838	5542	64.40	
01/18	01/17	NOTARYFNS-800.422.1555 HTTPSNOTARIESFL	24492163017000040465413	8299	114.97	
01/18	01/17	AWARDS4U 850-878-7187 FL	24801973017872123433197	7399	157.95	
01/20	01/19	AWARDS4U TALLAHASSEE FL	24801973019872000375958	7399	100.00	
01/23	01/19	PARTY CITY 327 TALLAHASSEE FL	24692163020106591307145	5999	41.90	
01/23	01/20	PUBLIX #1858 TALLAHASSEE FL	24137483021001524545182	5411	94.99	
01/23	01/20	AWARDS4U TALLAHASSEE FL	74801973020672730444488	7399		20.00
01/25	01/24	INST. OF POLICE TECH & 904-820-4788 FL	24323003024207483800168	8999	795.00	
01/25	01/24	INST. OF POLICE TECH & 904-820-4788 FL	24323003024207483800174	5999	795.00	
01/30	01/27	NIC- SPECIAL TAG ISSU TALLAHASSEE FL	24055233027091887000114	9399	17.00	
01/31	01/29	RACETRAC2347 00023473 PORT SAINT LUFL	24164073030974377600304	6641	30.00	
BELL, REGINALD Account Number: XXXX-XXXX-XXXX-8834						Total Activity
01/19	01/18	LOWES #00716* TALLAHASSEE FL	24692163018105352341941	5200	128.32	
01/25	01/24	LOWES #00716* TALLAHASSEE FL	24692163024109844908208	5200	75.96	
02/03	02/01	THE HOME DEPOT #8374 TALLAHASSEE FL	24943013033010189488958	5200	1,027.76	
CANDATE, ANESSA Account Number: XXXX-XXXX-XXXX-0501						Total Activity
02/02	02/01	FLORIDA LEAGUE OF CITIES 850-222-8884 FL	24801973033890237605876	8699	200.00	
02/02	02/01	FLORIDA LEAGUE OF CITIES 850-222-8884 FL	24801973033890238711616	8699	200.00	

Transactions							
Posting Transaction	Date	Description	Reference Number	MCC	Charge	Credit	
CARTY, MARCIA							Total Activity
Account Number: XXXX-XXXX-XXXX-2942							54.99
01/31	01/30	ZOOM.US 888-799-8866 WWW.ZOOM.US CA	24011343030000042491592	4814	54.99		
DEPARTMENT, FIRE							Total Activity
Account Number: XXXX-XXXX-XXXX-8298							2,294.89
01/05	01/03	STAPLES 00110728 TALLAHASSEE FL	24184073004105001338928	5943	299.99		
01/09	01/08	WAL-MART #0488 QUINCY FL	24226383006360885712780	5411	153.59		
01/23	01/19	STAPLES 00110728 TALLAHASSEE FL	74184073020105000888074	5943		299.99	
01/26	01/24	THE PUBLIC SAFETY STOR 800-848-1088 KY	24223693025017018358384	5999	155.18		
02/02	02/01	LOWES #00716* TALLAHASSEE FL	24692163032102538491862	5200	1,888.12		
DOWDELL, KEITH							Total Activity
Account Number: XXXX-XXXX-XXXX-4964							200.00
02/02	02/01	FLORIDA LEAGUE OF CITIES 850-222-8684 FL	24801973033890245978059	8699	200.00		
FAGO, DECODY							Total Activity
Account Number: XXXX-XXXX-XXXX-7970							1,338.80
01/06	01/04	GOOGLE *Google Nest 855-838-3987 CA	24892183004106271253462	5732	120.00		
01/16	01/13	SAMSClub #8120 TALLAHASSEE FL	24226383014091000939950	5300	410.34		
01/18	01/17	PIGGLY WIGGLY - FOO QUINCY FL	24427333017720218562080	5411	43.92		
01/19	01/17	WAL-MART #0488 QUINCY FL	24226383018380849036806	5411	37.61		
01/23	01/20	SAMSClub #8120 TALLAHASSEE FL	24226383020360963306404	5300	251.00		
01/30	01/27	SAMS CLUB #8120 TALLAHASSEE FL	24445003028400181810297	5300	458.19		
01/31	01/30	WAL-MART #0488 QUINCY FL	24226383031091006037345	5411	17.54		
NIXON, ROBERT							Total Activity
Account Number: XXXX-XXXX-XXXX-8847							39.00
02/01	01/31	WM SUPERCENTER #488 QUINCY FL	24445003032400162183942	5411	39.00		
PENNINGTON, MICHAEL							Total Activity
Account Number: XXXX-XXXX-XXXX-3251							270.26
01/06	01/04	AG PRO TALLAHASSEE 010102TALLAHASSEE FL	24087203005405150000899	5046	149.80		
01/25	01/24	Subway 2455 Quincy FL	24204283024004164878721	5814	120.68		
SHACKELFORD, JANICE							Total Activity
Account Number: XXXX-XXXX-XXXX-1822							454.86
01/09	01/08	Dropbox 2F8ZJQSFL6H 141-58578933 CA	2420429300806854075856	4816	199.00		
01/12	01/11	ADOBE *800-833-8887 ADOBE.LY/ENUSCA	24892183011100028121378	5734	19.99		
01/23	01/20	SAMSClub #8120 TALLAHASSEE FL	24226383021091004779892	5300	51.67		
01/23	01/20	PUBLIX #1051 TALLAHASSEE FL	24137463021001624603908	5411	57.09		
01/23	01/20	OFFICE DEPOT #108 TALLAHASSEE FL	24137463021100519044639	5943	114.56		
01/23	01/21	WINN-DIXIE #0184 QUINCY FL	24137463022001303795718	5411	12.66		
ZONING, PLANNING AND							Total Activity
Account Number: XXXX-XXXX-XXXX-6723							743.09
01/20	01/19	Gadsden County Quincy FL	24204293019004798779761	9211	57.44		
01/20	01/19	USPS PO 1178450665 QUINCY FL	24137463020001377700877	9402	7.85		
01/23	01/20	USPS PO 1178450665 QUINCY FL	24137463021001524544278	9402	70.85		
01/30	01/27	HAMPTON INNS 581-4727333 FL Arrival: 01/23/23	24755423028180283988058	3685	554.60		
01/30	01/28	Hilton Global Fnd/TMAF 901-3744000 TN	24793383028000281305071	3504	4.00		
02/01	01/31	Gadsden County Quincy FL	24204293031004685079766	9211	48.85		

Finance Charge Calculation

Your Annual Percentage Rate (APR) is the annual interest rate on your account.

	Annual Percentage Rate	Balance Subject to Interest Rate	Finance Charges by Transaction Type
PURCHASES	0.00%	\$0.00	\$0.00
CASH	0.00%	\$0.00	\$0.00

V = Variable Rate (rate may vary), Promotional Balance = APR for limited time on specified transactions.

BANK OF AMERICA		Vendor 11648		GL Number		COVID		Justification	
DEPARTMENT	Date	Amount	Vendor Name	GL Number	COVID	Justification			
TIMOTHY ASHLEY	1/9/2023	5	BP PALM BEACH GAR.	001-220-521-30493	NO	FUEL			
TIMOTHY ASHLEY	1/12/2023	5	MARATHON DAVE FL	001-220-521-30493	NO	FUEL			
TIMOTHY ASHLEY	1/12/2023	5	CHEVRON LAKE CITY FL	001-220-521-30493	NO	FUEL			
TIMOTHY ASHLEY	1/17/2023	5	NOTARFNS 800 422 1355	001-210-521-30611	NO	HUCKLEBERRY NOTARY BONDING			
TIMOTHY ASHLEY	1/17/2023	5	AWARDS54U 800-878-7187 FL	001-210-521-30611	NO	PLAQUE FOR RETIREMENT			
TIMOTHY ASHLEY	1/19/2023	5	AWARDS54U TALLAHASSEE FL	001-210-521-30611	NO	GUN FOR RETIREE ENGRAVED			
TIMOTHY ASHLEY	1/19/2023	5	PARTY CITY TALLAHASSEE FL	001-210-521-30611	NO	DECORATIONS FOR RETIREMENT CEREMONY			
TIMOTHY ASHLEY	1/20/2023	5	PUBLIX #1656 TALL FL	001-210-521-30611	NO	REFRESHMENTS FOR RETIREMENT CEREMONY			
TIMOTHY ASHLEY	1/20/2023	5	AWARDS54U TALLAHASSEE FL	001-210-521-30611	NO	DECORATIONS FOR RETIREMENT CEREMONY			
TIMOTHY ASHLEY	1/20/2023	5	INST. OF POLICE TECH	001-220-521-30493	NO	TRAINING			
TIMOTHY ASHLEY	1/22/2023	5	SPECIAL TAG ISSU	001-210-521-30611	NO	CREDIT			
TIMOTHY ASHLEY	1/29/2023	5	RACETRAC2347	001-220-521-30493	NO	FUEL			
REGINALD BELL	1/29/2023	5	LOWE'S #00716 TALL FL	001-430-541-30630	NO	ELECTRICAL BOXES FOR SIDEWALK			
REGINALD BELL	1/24/2023	5	LOWE'S #00716 TALL FL	001-440-572-306391	NO	PIPING FOR ELECTRICAL CABLE			
ANESSA CANDIDATE	2/1/2023	5	THE HOME DEPOT #6374 TALL FL	001-450-541-30652	NO	TOOL BOX FOR THE SHOP			
ANESSA CANDIDATE	2/1/2023	5	FLORIDA LEAGUE OF CITIES	001-110-511-30491	NO	FLORIDA LEAGUE OF CITIES			
MARCO CARLY	1/30/2023	5	WWW.ZOOM.US CA	001-110-511-30491	NO	FLORIDA LEAGUE OF CITIES			
FIRE DEPARTMENT	1/3/2023	5	299 99 STAPLES TALLAHASSEE FL	001-210-522-30461	NO	ZOOM SERVICE FOR COMMISSION USE			
FIRE DEPARTMENT	1/6/2023	5	WAL MART QUINCY FL	001-210-522-30461	NO	CHIEF BAKER'S CHAIR			
FIRE DEPARTMENT	1/19/2023	5	299 99 STAPLES TALLAHASSEE FL	001-210-522-30461	NO	CLEANING SUPPLIES			
FIRE DEPARTMENT	1/24/2023	5	THE PUBLIC SAFETY STORE	001-210-522-30461	NO	CHAIR RETURNED			
FIRE DEPARTMENT	2/1/2023	5	LOWE'S #00716 TALL FL	001-230-522-30652	NO	2 FIRE FLAPS			
KEITH DOWDELL	2/1/2023	5	1,986 12 FLORES #00716 TALL FL	001-210-522-30494	NO	SMOKE DETECTOR PURCHASED			
DECOY FAGG	1/4/2023	5	GOOGLE E *GOOGLE NEST	001-110-511-30491	NO	FLORIDA LEAGUE OF CITIES			
DECOY FAGG	1/17/2023	5	43 52 PIGGLY WIGGLY QUINCY FL	001-310-572-30628	NO	SECURITY CAMERAS AT THE REC CENTER			
DECOY FAGG	1/20/2023	5	251 00 SAM'S CLUB TALLAHASSEE FL	001-310-572-30628	NO	CONCESSION ITEMS YOUTH BASKETBALL			
DECOY FAGG	1/27/2023	5	458 19 SAM'S CLUB TALLAHASSEE FL	001-310-572-30628	NO	CONCESSION ITEMS YOUTH BASKETBALL			
DECOY FAGG	1/30/2023	5	17 54 WAL MART QUINCY FL	001-310-572-30628	NO	WATER CUPS FOR YOUTH BASKETBALL			
ROBERT NIXON	1/31/2023	5	WAL SUPERCENTER	001-180-512-30491	NO	BATTERIES FOR REC CENTER			
MICHAEL PENNINGTON	1/4/2023	5	AG PRO TALLAHASSEE FL	405-561-532-30406	NO	GAS FOR TRACTOR			
MICHAEL PENNINGTON	1/24/2023	5	SUBWAY QUINCY FL	409-520-531-30491	NO	FAPA ROUND TABLE			
JANICE SHACKELFORD	1/6/2023	5	199 00 DROPOX	001-130-519-30491	NO	DROPOX ANNUAL RENEWAL			
JANICE SHACKELFORD	1/11/2023	5	19 99 ADOBE	001-130-519-30491	NO	ADOBE MONTHLY SUBSCRIPTION			
JANICE SHACKELFORD	1/20/2023	5	SAM'S CLUB TALLAHASSEE FL	001-130-519-30491	NO	FOOD FOR COMMISSION RETREAT			
JANICE SHACKELFORD	1/20/2023	5	57 09 PUBLIX #1656 TALL FL	001-130-519-30491	NO	FOOD FOR COMMISSION RETREAT			
JANICE SHACKELFORD	1/20/2023	5	114 55 OFFICE DEPOT	001-130-519-30491	NO	SUPPLIES FOR COMMISSION			
JANICE SHACKELFORD	1/21/2023	5	12 66 WINN-DIXIE	001-130-519-30491	NO	FOOD FOR COMMISSION RETREAT			
ZONING AND PLANNING	1/19/2023	5	57 44 GADSDEN COUNTY	001-284-515-30491	NO	GADSDEN COUNTY RECORDING			
ZONING AND PLANNING	1/19/2023	5	7 85 USPS PO QUINCY	001-284-515-30491	NO	CERTIFIED NOTICE OF VIOLATION			
ZONING AND PLANNING	1/20/2023	5	70 65 USPS PO QUINCY	001-284-515-30491	NO	CERTIFIED NOTICE OF VIOLATION			
ZONING AND PLANNING	1/27/2023	5	554 50 HAMPTON INNS	001-284-515-30493	NO	CODE ENFORCEMENT TRAINING			
ZONING AND PLANNING	1/28/2023	5	4 00 HILTON GLOBAL FNO/TMAAF TM	001-284-515-30493	NO	CODE ENFORCEMENT TRAINING BOOKING FEE			
ZONING AND PLANNING	1/31/2023	5	48 65 GADSDEN COUNTY	001-284-515-30491	NO	GADSDEN COUNTY RECORDING			
		\$	9 328 94						

LIST OF BANK RECONCILIATIONS & STATEMENTS

AS OF JANUARY 31, 2023

CITY OF QUINCY, FL
Bank Statement Listing
Variance FY 2022 vs FY 2023
January 31, 2023

Last 4 digits of acct number	Description	January 2022 Reconciled Balance	January 2023 Reconciled Balance	Variance
6401	CASH CCB CENTRAL CASH 6401	\$ 1,562,430.40	\$ 1,779,438.36	\$217,007.96
0002	CASH-CP IM REV BND DBT SVC B	\$ 269,237.10	\$ 170,600.88	(\$98,636.22)
0096	CASH-UTIL SYS IMPR REFD REV	\$ 77,521.78	\$ 78,163.41	\$641.63
0901	CASH - CRA SEPARATE BANK CC	\$ 300,103.65	\$ 536,122.89	\$236,019.24
1001	CASH - GRANT FUNDS	\$ 1,492,497.04	\$ 2,087,195.43	\$594,698.39
2829	CASH - CONFISCATED PROPERTY	\$ 25,844.85	\$ 54,340.40	\$28,495.55
3401	LANDFILL LT CARE ESCROW	\$ 48,486.74	\$ 49,877.97	\$1,391.23
3611	SRL Loan Reserve Grant	\$ 156.05	\$ 120.05	(\$36.00)
3920	RATE STABILIZATION/SAVINGS	\$ 2,000,950.33	\$ 2,001,951.06	\$1,000.73
4801	CASH - CCB QUINCY BEND ACCO	\$ 7,052.07	\$ 6,964.97	(\$87.10)
6051	HURRICANE MICHAEL RECOVERY	\$ 237,088.13	\$ 16,726.55	(\$220,359.58)
6701	CASH-SRF SEWER	\$ 200,012.04	\$ 262,518.27	\$62,506.23
6702	CASH - DRINKING WATER LOAN	\$ 400,028.49	\$ 145,570.08	(\$254,458.41)
6711	CASH - SEWER SMTGRD CONST	\$ 1,551,585.09	\$ 1,555,401.98	\$3,816.89
8679	CENTENNIAL INVESMENT	\$ 509,969.73	\$ 515,857.39	\$5,887.66
GRAND TOTAL		\$ 8,602,961.49	\$ 9,260,849.69	\$ 677,888.20

CITY OF QUINCY, FL
Bank Statement Listing
Prior Month Variance December 2022 vs January 2023
January 31, 2023

Last 4 digits of acct number	Description	December 2022 Reconciled Balance	January 2023 Reconciled Balance	Variance
6401	CASH CCB CENTRAL CASH 6401	\$ 2,038,352.30	\$ 1,779,438.36	(\$258,913.94)
0002	CASH-CP IM REV BND DBT SVC B	\$ 140,587.71	\$ 170,600.88	\$30,013.17
0096	CASH-UTIL SYS IMPR REFD REV	\$ 77,964.76	\$ 78,163.41	\$198.65
0901	CASH - CRA SEPARATE BANK CC	\$ 565,962.91	\$ 536,122.89	(\$29,840.02)
1001	CASH-ARPA GRANT FUNDS	\$ 2,087,195.43	\$ 2,087,195.43	\$0.00
2829	CASH - CONFISCATED PROPERTY	\$ 46,277.88	\$ 54,340.40	\$8,062.54
3401	LANDFILL LT CARE ESCROW	\$ 49,877.97	\$ 49,877.97	\$0.00
3611	SRL Loan Reserve Grant	\$ 120.05	\$ 120.05	\$0.00
3920	RATE STABILIZATION/SAVINGS	\$ 2,001,951.06	\$ 2,001,951.06	\$0.00
4801	CASH - CCB QUINCY BEND ACCO	\$ 6,854.72	\$ 6,964.97	\$110.25
6051	HURRICANE MICHAEL RECOVERY	\$ 16,726.55	\$ 16,726.55	\$0.00
6701	CASH-SRF SEWER	\$ 241,882.46	\$ 262,518.27	\$20,635.81
6702	CASH - DRINKING WATER LOAN	\$ 124,138.07	\$ 145,570.08	\$21,432.01
6711	CASH - SEWER SMTGRD CONST	\$ 1,554,807.64	\$ 1,555,401.98	\$594.34
8679	CENTENNIAL INVESMENT	\$ 514,546.35	\$ 515,857.39	\$1,311.04
GRAND TOTAL		\$ 9,467,045.84	\$ 9,260,849.69	\$ (206,196.15)

Prepared by Marcia Corty

CHECKING ACCOUNT

ANALYZED BUS CHECKING		Images	144
Account Number	XXXXXX6401	Statement Dates	1/01/23 thru 1/31/23
Previous Balance	2,119,715.18	Days in this Statement Period	31
104 Deposits/Credits	2,765,708.63	Avg Ledger Balance	1,836,947.24
165 Checks/Debits	3,015,630.86	Avg Collected Balance	1,807,869.56
Service Charges	.00		
Interest Paid	.00		
Ending Balance	1,869,792.95		

Bank Statement Balance, 1/31/2023		
In general ledger - o/s - not in the bank	\$	1,869,792.95
JAN CRPT deposit in transit- G479	\$	67,657.44
Outstanding Chargeback	\$	(132.64)
JAN Point and Pay Deposits in Transit		\$72,666.26
Dec Outstanding AP Transactions		
Dec Outstanding Checks	\$	(230,545.65)
Bank Statement Reconciled Balance, 1/31/2023	\$	1,779,438.36
General Ledger Balance, 1/31/2023	\$	1,779,792.17
Transactions posted in FEBRUARY	\$	(353.81)
Adjusted General Ledger Balance, 1/31/2023	\$	1,779,438.36
Difference	\$	-



e | statement

Capital City Bank Online

Say hello to a better way to fund your education expenses, home improvements, dream vacations and more with a Home Equity Line of Credit from Capital City Bank. Apply today or learn more at ccbg.com/equity. *Equal Housing Lender

CITY OF QUINCY
OPERATING ACCOUNT
404 W JEFFERSON ST
QUINCY FL 32351-2328

Date 1/31/23
Primary Account

Page 1
XXXXXXXX6401

CHECKING ACCOUNT

ANALYZED BUS CHECKING		Images	144
Account Number	XXXXXXXX6401	Statement Dates	1/01/23 thru 1/31/23
Previous Balance	2,119,715.18	Days in this Statement Period	31
104 Deposits/Credits	2,765,708.63	Avg Ledger Balance	1,836,947.24
165 Checks/Debits	3,015,630.86	Avg Collected Balance	1,807,869.56
Service Charges	.00		
Interest Paid	.00		
Ending Balance	1,869,792.95		

DEPOSITS AND OTHER CREDITS

Date	Description	Amount
1/03	TRSF TO CHECKING XX6401 TRANSF COQ OPERATING FOR ADMIN SUPPO	1,666.67
1/03	STATE OF FLORIDAPAYMENTS CTX ISA*00*NV *00*NV *22*9001395052 *ZZ*NV *221230*1133*U*00200*	82.75
1/03	STATE OF FLORIDAPAYMENTS CTX ISA*00*NV *00*NV *22*9001395052 *ZZ*NV *221230*1133*U*00200*	16.75
1/03	STATE OF FLORIDAPAYMENTS CTX	10.00



e | statement

Capital City Bank Online

CITY OF QUINCY
 OPERATING ACCOUNT
 404 W JEFFERSON ST
 QUINCY FL 32351-2328

Date 1/31/23
 Primary Account

Page 2
 XXXXXX6401

ANALYZED BUS CHECKING

XXXXXXXX6401 (Continued)

		DEPOSITS AND OTHER CREDITS	
Date	Description		Amount
	ISA*00*NV *00*NV *ZZ*9001395052 *ZZ*NV *221230*1133*U*00200*		
1/04	PNP BILLPAYMENT 122922SETTCCD 6058		21,370.36
1/04	PNP BILLPAYMENT 122922SETTCCD 6058		17,282.59
1/04	PNP BILLPAYMENT 123022SETTCCD 6058		13,916.78
1/04	PNP BILLPAYMENT PAYABLES CCD 6058		6,721.09
1/04	PNP BILLPAYMENT 123122SETTCCD 6058		4,515.55
1/04	ENGIE INSIGHT 820EFT0001CCD EF3010312081576 RMR*IV*6419001 **626.25**\		626.25
1/04	DTM*003*20230104**\ STATE OF FLORIDAPAYMENTS CTX ISA*00*NV *00*NV *ZZ*9001395052 *ZZ*NV *230103*1134*U*00200*		286.10
1/04	STATE OF FLORIDAPAYMENTS CTX ISA*00*NV *00*NV *ZZ*9001395052 *ZZ*NV *230103*1134*U*00200*		18.48
1/04	DEPOSIT		42,204.99
1/05	PNP BILLPAYMENT 010223SETTCCD 6058		13,088.60
1/05	ENGIE INSIGHT 820EFT0001CCD EF3010412001696 RMR*IV*6412001 **87.75**\		1,948.57



e | statement

Capital City Bank Online

CITY OF QUINCY
OPERATING ACCOUNT
404 W JEFFERSON ST
QUINCY FL 32351-2328

Date 1/31/23
Primary Account

Page 3
XXXXXXXX6401

ANALYZED BUS CHECKING

XXXXXXXX6401 (Continued)

DEPOSITS AND OTHER CREDITS		
Date	Description	Amount
	DTM*003*20230105**\ DEPOSIT	93,884.95
1/05	DEPOSIT	72,619.11
1/06	PNP BILLPAYMENT 010323SETTCCD 6058	40,418.14
1/06	CASS INFO. CARR. CONC ACCTSCCD CITY032351A	3,069.71
1/06	ENGIE INSIGHT 820EFT0001CCD EF3010511361605 RMR*IV*3745011 **60.96**\ DTM*003*20230106**\ ACTIVE MINERALS ALLOCATED CCD VE0090	763.66
1/06	STATE OF FLORIDAPAYMENTS CTX ISA*00*NV *00*NV *ZZ*9001395052 *ZZ*NV *230105*1134*U*00200*	21.12
1/06	DEPOSIT	22,617.24
1/06	DEPOSIT	21,453.06
1/06	DEPOSIT	1,317.58
1/06	DEPOSIT	199.81
1/06	2118216 IEC 010423 ADDITION ERROR IN DEPOSIT	1,035.12
1/09	PNP BILLPAYMENT 010423SETTCCD 6058	27,068.23
1/10	TRSF TO CHECKING XX6401 REVERS E TRANSFER MADE TOO EARLY TO C	318,399.18
1/10	CITY OF QUINCY UTILITY POPPD	37,493.19
1/10	PNP BILLPAYMENT 010523SETTCCD 6058	24,900.73
1/10	TRSF TO CHECKING XX6401 REVERS E TRANSFER MADE TOO EARLY TOO	10,144.87
1/10	DEPOSIT	43,576.00



e | statement

Capital City Bank Online

CITY OF QUINCY
 OPERATING ACCOUNT
 404 W JEFFERSON ST
 QUINCY FL 32351-2328

Date 1/31/23
 Primary Account

Page 4
 XXXXXX6401

ANALYZED BUS CHECKING

XXXXXX6401 (Continued)

		DEPOSITS AND OTHER CREDITS	
Date	Description		Amount
1/11	PNP BILLPAYMENT 010623SETTCCD 6058		36,898.44
1/11	PNP BILLPAYMENT 010723SETTCCD 6058		12,688.94
1/11	PNP BILLPAYMENT 010823SETTCCD 6058		4,786.75
1/11	ENGIE INSIGHT 820EFT0001CCD EF3011011341603 RMR*IV*795011 **65.07**\		65.07
1/11	DTM*003*20230111**\ DEPOSIT		9,090.63
1/11	2677706 IEC 011023 LEGAL LINE DIFFER CK DEPOSITED		40.00
1/12	PNP BILLPAYMENT 010923SETTCCD 6058		15,059.26
1/12	DEPOSIT		151,689.28
1/13	ACTIVE MINERALS ALLOCATED CCD VE0090		20,598.38
1/13	PNP BILLPAYMENT 011023SETTCCD 6058		12,990.68
1/13	CASS INFO. CARR.CONC ACCTSCD CITY032351A		365.05
1/13	DEPOSIT		14,824.86
1/13	DEPOSIT		5,202.42
1/17	STATE OF FLORIDAPAYMENTS CTX ISA*00*NV *00*NV *ZZ*9001395052 *ZZ*NV *230113*1135*U*00200*		31,425.52
1/17	PNP BILLPAYMENT 011123SETTCCD 6058		16,173.51
1/17	STATE OF FLORIDAPAYMENTS CTX		109.75



e | statement

Capital City Bank Online

CITY OF QUINCY
 OPERATING ACCOUNT
 404 W JEFFERSON ST
 QUINCY FL 32351-2328

Date 1/31/23
 Primary Account

Page 5
 XXXXXX6401

ANALYZED BUS CHECKING

XXXXXXXX6401 (Continued)

		DEPOSITS AND OTHER CREDITS	
Date	Description		Amount
	ISA*00*NV *00*NV *ZZ*9001395052 *ZZ*NV *230113*1135*U*00200*		
1/17	STATE OF FLORIDAPAYMENTS CTX		43.50
	ISA*00*NV *00*NV *ZZ*9001395052 *ZZ*NV *230113*1135*U*00200*		
1/17	CASS INFO. CARR.CONC ACCTSCCD CITY032351A		23.30
1/17	DEPOSIT		293,671.14
1/18	PNP BILLPAYMENT 011323SETTCCD 6058		24,333.14
1/18	PNP BILLPAYMENT 011223SETTCCD 6058		16,572.42
1/18	PNP BILLPAYMENT 011423SETTCCD 6058		6,197.75
1/18	PNP BILLPAYMENT 011523SETTCCD 6058		3,879.33
1/19	PNP BILLPAYMENT 011623SETTCCD 6058		8,164.03
1/19	STATE OF FLORIDAPAYMENTS CTX ISA*00*NV *00*NV *ZZ*9001395052 *ZZ*NV *230118*1134*U*00200*		2,281.70
1/19	ENGIE INSIGHT 820EFT0001CCD EF3011811531765 RMR*IV*5779002 **876.27**\		876.27
1/19	DTM*003*20230119**\ TALLAHASSEE COMMPAYMENT CCD SU-001067		588.82
1/19	STATE OF FLORIDAPAYMENTS CTX		126.25



e | statement

Capital City Bank Online

CITY OF QUINCY
 OPERATING ACCOUNT
 404 W JEFFERSON ST
 QUINCY FL 32351-2328

Date 1/31/23
 Primary Account

Page 6
 XXXXXX6401

ANALYZED BUS CHECKING

XXXXXXXX6401 (Continued)

ANALYZED BUS CHECKING		XXXXXXXX6401 (Continued)	
DEPOSITS AND OTHER CREDITS			
Date	Description		Amount
	ISA*00*NV *00*NV *ZZ*9001395052 *ZZ*NV *230118*1134*U*00200*		
1/19	DEPOSIT		27,736.53
1/20	ENGIE INSIGHT 820EFT0001CCD EF3011911521767 RMR*IV*6426002 **2874.77**\		61,791.57
1/20	DTM*003*20230120**\ PNP BILLPAYMENT 011723SETTCCD 6058		27,392.53
1/20	STATE OF FLORIDAPAYMENTS CTX ISA*00*NV *00*NV *ZZ*9001395052 *ZZ*NV *230119*1133*U*00200*		20,106.47
1/23	CITY OF QUINCY UTILITY PDPDP		58,076.36
1/23	CITY OF QUINCY A/P PAYMTCTX ISA*00*0000000000*00*00000000 0*ZZ*CITY OF QUINCY*ZZ*VENDOR PAYMENTS*230123*1429*U*00200*0		35,361.21
1/23	PNP BILLPAYMENT 011823SETTCCD 6058		23,890.19
1/23	ENGIE INSIGHT 820EFT0001CCD EF3012012001657 RMR*IV*1676013 **2596.64**\		2,620.87
1/23	DTM*003*20230123**\ SBA COMMUNICATIOPAYABLES CTX ISA*00* *00* *ZZ*SBAC *ZZ*WELLS FARGO *230120*1401*U*00401*		2,543.32
1/23	CASS INFO. CARR.CONC ACCTSCD CITY032351A		1,866.71



e | statement

Capital City Bank Online

CITY OF QUINCY
 OPERATING ACCOUNT
 404 W JEFFERSON ST
 QUINCY FL 32351-2328

Date 1/31/23
 Primary Account

Page 7
 xxxxxxx6401

ANALYZED BUS CHECKING

xxxxxxx6401 (Continued)

DEPOSITS AND OTHER CREDITS		
Date	Description	AMOUNT
1/23	CITY OF QUINCY UTILITY PDCCD 15-96000416	134.65
1/23	STATE OF FLORIDAPAYMENTS CTX ISA*00*NV *00*NV *ZZ*9001395052 *ZZ*NV *230120*1134*U*00200*	57.75
1/23	STATE OF FLORIDAPAYMENTS CTX ISA*00*NV *00*NV *ZZ*9001395052 *ZZ*NV *230120*1134*U*00200*	45.00
1/23	DEPOSIT	101,466.64
1/23	DEPOSIT	79,902.38
1/24	PNP BILLPAYMENT 01923SETT CCD 6058	24,868.72
1/24	STATE OF FLORIDAPAYMENTS CTX ISA*00*NV *00*NV *ZZ*9001395052 *ZZ*NV *230123*1137*U*00200*	21,166.13
1/24	ENGIE INSIGHT 820EFT0001CCD EF3012311371608 RMR*IV*796011 **7669.66**\ DTM*003*20230124**\ DEPOSIT	8,176.88
1/24	DEPOSIT	129,649.86
1/25	PNP BILLPAYMENT 012023SETTCCD 6058	39,639.35
1/25	PNP BILLPAYMENT 012223SETTCCD 6058	8,625.67
1/25	CASS INFO. CARR.CONC ACCTSCCD CITY032351A	6,693.85
1/25	PNP BILLPAYMENT 012123SETTCCD 6058	6,633.13
1/25	ACTIVE MINERALS ALLOCATED CCD VE0090	1,887.94



e | statement

Capital City Bank Online

CITY OF QUINCY
 OPERATING ACCOUNT
 404 W JEFFERSON ST
 QUINCY FL 32351-2328

Date 1/31/23
 Primary Account

Page 8
 XXXXXX6401

ANALYZED BUS CHECKING

XXXXXXX6401 (Continued)

DEPOSITS AND OTHER CREDITS		
Date	Description	Amount
1/25	ENGIE INSIGHT 820EFT0001CCD EF3012412191568 RMR*IV*1482009 **1025.55**\ DTM*003*20230125**\ DEPOSIT	1,551.53
1/25	DEPOSIT	190,113.55
1/25	DEPOSIT	8,900.08
1/26	PNP BILLPAYMENT 012323SETTCCD 6058	20,243.99
1/26	DEPOSIT	7,239.78
1/27	STATE OF FLORIDAPAYMENTS CTX ISA*00*NV *00*NV *ZZ*9001395052 *ZZ*NV *230126*1134*U*00200*	49,543.63
1/27	STATE OF FLORIDAPAYMENTS CTX ISA*00*NV *00*NV *ZZ*9001395052 *ZZ*NV *230126*1135*U*00200*	40,261.72
1/27	STATE OF FLORIDAPAYMENTS CTX ISA*00*NV *00*NV *ZZ*9001395052 *ZZ*NV *230126*1135*U*00200*	30,021.15
1/27	PNP BILLPAYMENT 012423SETTCCD 6058	14,442.86
1/27	ENGIE INSIGHT 820EFT0001CCD EF3012612121678 RMR*IV*5794001 **721.13**\ DTM*003*20230127**\ CENTENNIAL BANK BANKTEL CCD	1,389.83
1/27	STATE OF FLORIDAPAYMENTS CTX ISA*00*NV *00*NV *ZZ*9001395052 *ZZ*NV	1,292.63
1/27	STATE OF FLORIDAPAYMENTS CTX ISA*00*NV *00*NV *ZZ*9001395052 *ZZ*NV	11.75



e | statement

Capital City Bank Online

CITY OF QUINCY
OPERATING ACCOUNT
404 W JEFFERSON ST
QUINCY FL 32351-2328

Date 1/31/23
Primary Account

Page 9
XXXXXXXX6401

ANALYZED BUS CHECKING

XXXXXXXX6401 (Continued)

DEPOSITS AND OTHER CREDITS		
Date	Description	Amount
1/30	*230126*1134*U*00200* PNP BILLPAYMENT 012523SETTCCD 6058	17,027.37
1/30	STATE OF FLORIDAPAYMENTS CTX ISA*00*NV *00*NV *ZZ*9001395052 *ZZ*NV *230127*1135*U*00200*	15,091.57
1/30	ACTIVE MINERALS ALLOCATED CCD VE0090	707.60
1/30	STATE OF FLORIDAPAYMENTS CTX ISA*00*NV *00*NV *ZZ*9001395052 *ZZ*NV *230127*1135*U*00200*	21.75
1/30	DEPOSIT	127,695.21
1/31	PNP BILLPAYMENT 012623SETTCCD 6058	16,025.32
1/31	CASS INFO. CARR.CONC ACCTSCCD CITY032351A	1,554.40

OTHER DEBITS		
Date	Description	Amount
1/03	CHARGEBACK	165.05-
1/03	TRSF TO CHECKING XX0002 TRSF T O CHECKING XX0002 DEBT SERVIC	30,000.00-
1/03	TRSF TO CHECKING XX6702 FUNDS TRANSFER VIA ONLINE	21,419.77-
1/03	TRSF TO CHECKING XX6701 FUNDS TRANSFER VIA ONLINE	20,813.63-
1/05	CHARGEBACK	5,322.08-
1/06	CITY OF QUINCY A/P PAYMTCTX	457,929.15-
1/06	CITY OF QUINCY PAYROLL PPD	172,454.34-
1/06	CITY OF QUINCY PAYROLL PPD	46.17-



e | statement

Capital City Bank OnLine

CITY OF QUINCY
 OPERATING ACCOUNT
 404 W JEFFERSON ST
 QUINCY FL 32351-2328

Date 1/31/23
 Primary Account

Page 10
 XXXXXX6401

ANALYZED BUS CHECKING

XXXXXXXX6401 (Continued)

OTHER DEBITS		
Date	Description	Amount
1/09	216976 IEC 010623	200.00-
	ADDITION ERROR IN DEPOSIT	
1/09	2192256 IEC 010523	50.00-
	LEGAL LINE DIFFER CK DEPOSITED	
1/09	AMER FUNDS INST PAYMENTS CTX ISA*00* *00*	25,647.85-
	*ZZ*AMER FUNDS INST*ZZ*THE CI TY OF QUI*230106*1554*U*00400*	
1/09	PNP BILLPAYMENT 010423SD CCD 6058	1,073.65-
1/10	IRS USATAXPYMTCCD 270341043475523	54,183.56-
1/10	FL DEPT OF REVENCHILDSUPP CCD 202301100000785	4,227.66-
1/10	CITY OF QUINCY PAYROLL PPD	30.43-
1/11	TRSF TO CHECKING XX0901 TRANSF ER PER COUNTY PROPERTY TAX	318,399.18-
1/11	TRSF TO CHECKING XX0901 TRANSF ER PER COUNTY PROPERTY TAX	10,144.87-
1/11	CITY OF QUINCY A/P PAYMTCTX 2770776 IEC 011123	194,505.58-
1/12	ADDITION ERROR IN DEPOSIT	50.00-
1/12	CITY OF QUINCY A/P PAYMTCTX	191,220.97-
1/13	PNP BILLPAYMENT 011023SD CCD 6058	443.88-
1/18	CHARGEBACK	279.77-
1/18	CITY OF QUINCY A/P PAYMTCTX	231,296.28-
1/18	CITY OF QUINCY A/P PAYMTCTX	757.49-
1/19	CHARGEBACK	42.84-
1/20	CITY OF QUINCY PAYROLL PPD	178,113.21-
1/20	BANK CARD PAYMENT CCD 471529000377577	6,609.68-
1/20	CITY OF QUINCY A/P PAYMTCTX	1,903.55-



e | statement

Capital City Bank Online

CITY OF QUINCY
 OPERATING ACCOUNT
 404 W JEFFERSON ST
 QUINCY FL 32351-2328

Date 1/31/23
 Primary Account

Page 11
 XXXXXXX6401

ANALYZED BUS CHECKING

XXXXXXX6401 (Continued)

OTHER DEBITS			
Date	Description		Amount
1/23	IRS USATAXPYMTCCD 270342384357300		52,683.65-
1/23	CITY OF QUINCY A/P PAYMTCTX		35,361.21-
1/23	AMER FUNDS INST PAYMENTS CTX ISA*00* *00* *ZZ*AMER FUNDS INST*ZZ*THE CI TY OF QUI*230120*1555*U*00400*		25,034.51-
1/23	PNP BILLPAYMENT 011823SD CCD 6058		270.61-
1/24	FLA DEPT REVENUEC01 CCD 32019830		42,476.32-
1/24	FLA DEPT REVENUEC22 CCD 31995574		29,919.84-
1/24	FL DEPT OF REVENCHILDSUPP CCD 202301240000695		4,227.66-
1/25	CHARGEBACK		344.97-
1/25	PNP BILLPAYMENT 012023SD CCD 6058		177.05-
1/26	CHARGEBACK		183.81-
1/26	CHARGEBACK		110.00-
1/27	CHARGEBACK		60.00-
1/27	CITY OF QUINCY A/P PAYMTCTX		584,336.79-
1/27	PNP BILLPAYMENT 012423SD CCD 6058		227.35-

CHECKS IN NUMBER ORDER					
Date	Check No	Amount	Date	Check No	Amount
1/19	9950727	85.06	1/31	9951220*	460.58
1/13	9950728	81.82	1/04	9951261*	804.18
1/05	9951073*	128.09	1/17	9951302*	100.00
1/17	9951177*	98.77	1/10	9951317*	198.21

* Denotes missing check numbers



e | statement

Capital City Bank OnLine

CITY OF QUINCY
 OPERATING ACCOUNT
 404 W JEFFERSON ST
 QUINCY FL 32351-2328

Date 1/31/23
 Primary Account

Page 12
 XXXXXX6401

ANALYZED BUS CHECKING

XXXXXX6401 (Continued)

CHECKS IN NUMBER ORDER					
Date	Check No	Amount	Date	Check No	Amount
1/17	9951318	11.73	1/10	9951604*	150.00
1/04	9951321*	220.63	1/10	9951608*	896.22
1/05	9951329*	256.59	1/06	9951609	1,042.16
1/04	9951334*	2,000.00	1/09	9951610	2,389.39
1/09	9951354*	110.00	1/10	9951612*	1,158.72
1/05	9951361*	37.00	1/09	9951613	1,090.81
1/06	9951369*	3,178.32	1/09	9951614	1,166.06
1/03	9951390*	300.00	1/24	9951615	10.62
1/18	9951399*	500.00	1/09	9951616	850.27
1/10	9951441*	300.00	1/09	9951617	815.26
1/10	9951448*	300.00	1/10	9951618	876.84
1/11	9951501*	300.00	1/10	9951619	406.70
1/12	9951511*	300.00	1/09	9951620	125.00
1/06	9951514*	300.00	1/09	9951621	735.64
1/03	9951515	300.00	1/09	9951622	125.00
1/12	9951561*	150.00	1/10	9951623	365.50
1/11	9951562	150.00	1/10	9951624	200.00
1/13	9951565*	100.00	1/09	9951626*	377.50
1/05	9951570*	36.00	1/10	9951627	260.00
1/03	9951571	1,031.34	1/17	9951628	200.00
1/03	9951572	704.22	1/10	9951629	330.00
1/05	9951573	179.86	1/10	9951630	70.00
1/04	9951574	22,311.92	1/10	9951631	87.50
1/09	9951576*	442.80	1/11	9951632	200.00
1/04	9951580*	57.40	1/30	9951633	500.00
1/10	9951584*	38,481.38	1/20	9951634	41.86
1/04	9951587*	269.10	1/24	9951635	7,506.05
1/04	9951588	1,361.34	1/20	9951636	311.88
1/06	9951594*	2,636.00	1/19	9951637	26.96
1/09	9951597*	1,876.50	1/23	9951638	241.08
1/04	9951599*	14,449.05	1/20	9951639	1,582.32
1/05	9951600	7,700.00	1/18	9951640	5,147.77
1/06	9951602*	329.13	1/20	9951641	173.06

* Denotes missing check numbers



e | statement

Capital City Bank Online

CITY OF QUINCY
 OPERATING ACCOUNT
 404 W JEFFERSON ST
 QUINCY FL 32351-2328

Date 1/31/23
 Primary Account

Page 13
 XXXXXX6401

ANALYZED BUS CHECKING

XXXXXXXX6401 (Continued)

CHECKS IN NUMBER ORDER

Date	Check No	Amount	Date	Check No	Amount
1/20	9951642	1,072.88	1/27	9951694	3,300.00
1/19	9951643	88,575.00	1/30	9951697*	396.32
1/18	9951644	800.00	1/31	9951701*	174.71
1/23	9951645	100.00	1/30	9951702	540.99
1/31	9951648*	280.00	1/30	9951703	20,737.50
1/31	9951660*	192.71	1/31	9951705*	325.94
1/31	9951665*	100.00	1/31	9951707*	1,517.14
1/30	9951666	1,874.10	1/30	9951709*	678.00
1/27	9951667	732.45	1/24	9951710	300.00
1/30	9951668	5,035.99	1/30	9951711	6,885.00
1/30	9951670*	7,033.75	1/30	9951712	320.00
1/30	9951673*	12,000.42	1/23	9951713	1,166.05
1/27	9951674	112.20	1/24	9951715*	35.55
1/30	9951677*	202.63	1/24	9951716	891.95
1/20	9951679*	3,333.00	1/24	9951717	880.35
1/30	9951680	596.05	1/24	9951718	406.69
1/27	9951681	404.71	1/23	9951719	200.00
1/27	9951682	20.21	1/24	9951720	300.00
1/31	9951683	11.25	1/30	9951721	6,651.00
1/31	9951685*	99.28	1/30	9951722	6,500.00
1/30	9951687*	55.15	1/30	9951723	1,987.20
1/27	9951690*	47.62	1/25	9951724	216.00
1/30	9951691	738.00	1/31	9951725	1,234.00
1/27	9951692	113.75	1/27	9951726	1,234.00
1/27	9951693	379.72			

* Denotes missing check numbers

DAILY BALANCE INFORMATION

Date	Balance	Date	Balance	Date	Balance
1/01	2,119,715.18	1/05	2,280,107.52	1/10	2,055,807.22
1/03	2,046,757.34	1/06	1,733,823.47	1/11	1,595,677.42
1/04	2,112,225.91	1/09	1,723,815.97	1/12	1,570,704.99



e | statement

Capital City Bank OnLine

CITY OF QUINCY
OPERATING ACCOUNT
404 W JEFFERSON ST
QUINCY FL 32351-2328

Date 1/31/23
Primary Account

Page 14
XXXXXXXX6401

ANALYZED BUS CHECKING

XXXXXXXX6401 (Continued)

DAILY BALANCE INFORMATION					
Date	Balance	Date	Balance	Date	Balance
1/13	1,624,060.68	1/20	1,644,491.10	1/26	2,222,802.67
1/17	1,965,096.90	1/23	1,835,399.07	1/27	1,768,797.44
1/18	1,777,298.23	1/24	1,932,305.63	1/30	1,856,608.84
1/19	1,728,341.97	1/25	2,195,612.71	1/31	1,869,792.95

-----END OF STATEMENT-----

CHECKING ACCOUNT

SUPERNOW		Images	0
Account Number	XXXXXXXX0002	Statement Dates	1/01/23 thru 1/31/23
Previous Balance	140,587.71	Days in this Statement Period	31
1 Deposits/Credits	30,000.00	Avg Ledger Balance	168,651.96
1 Checks/Debits	1.15	Avg Collected Balance	168,651.96
Service Charges	.00	Interest Earned	14.32
Interest Paid	14.32	Annual Percentage Yield Earned	0.10%
Ending Balance	170,600.88	2023 Interest Paid	14.32

Bank Statement Balance, 1/31/2023 \$ 170,600.88
 Deposit in Transit
 Outstanding AP Transactions
 Outstanding checks

Reconciled Balance, 1/31/2023 \$ 170,600.88

General Ledger Balance, 1/31/2023 \$ 170,600.88
 Interest income
 Account analysis charge

General Ledger Balance 1/31/2023 \$ 170,600.88

Difference \$ -



**Capital City
Bank**

e|statement

Capital City Bank OnLine

Say hello to a better way to fund your education expenses, home improvements, dream vacations and more with a Home Equity Line of Credit from Capital City Bank. Apply today or learn more at ccbq.com/equity. *Equal Housing Lender

CITY OF QUINCY
CAPITAL IMPROVEMENT
REVENUE BONDS SERIES 2002
404 W JEFFERSON ST
QUINCY FL 32351-2328

Date 1/31/23
Primary Account

Page 1
XXXXXXXX0002

CHECKING ACCOUNT

SUPERNOW	XXXXXXXX0002	Images	0
Account Number	140,587.71	Statement Dates	1/01/23 thru 1/31/23
Previous Balance	30,000.00	Days in this Statement Period	31
1 Deposits/Credits	1.15	Avg Ledger Balance	168,651.96
1 Checks/Debits	.00	Avg Collected Balance	168,651.96
Service Charges	14.32	Interest Earned	14.32
Interest Paid	170,600.88	Annual Percentage Yield Earned	0.10%
Ending Balance		2023 Interest Paid	14.32

DEPOSITS AND OTHER CREDITS

Date	Description	Amount
1/03	TRSF TO CHECKING XX0002 TRSF T	30,000.00
1/31	O CHECKING XX0002 DEBT SERVIC INTEREST DEPOSIT	14.32

OTHER DEBITS

Date	Description	Amount
1/25	ACCOUNT ANALYSIS CHARGE	1.15-



**Capital City
Bank**

e | statement

Capital City Bank OnLine

CITY OF QUINCY
CAPITAL IMPROVEMENT
REVENUE BONDS SERIES 2002
404 W JEFFERSON ST
QUINCY FL 32351 2328

Date 1/31/23
Primary Account

Page 2
XXXXXXXX0002

SUPERNOW

XXXXXXXX0002 (Continued)

DAILY BALANCE INFORMATION

Date	Balance	Date	Balance
1/01	140,587.71	1/25	170,586.56
1/03	170,587.71	1/31	170,600.88

INTEREST RATE SUMMARY

Date	Rate
12/31	0.100000%

-----END OF STATEMENT-----

*** CHECKING *** 1406 PAN BUS MGA MI
 ACCOUNT NUMBER 0111010096
 PREVIOUS STATEMENT BALANCE AS OF 12/31/22 77,964.16
 PLUS 1 DEPOSITS AND OTHER CREDITS 198.65
 LESS 0 CHECKS AND OTHER DEBITS00
 CURRENT STATEMENT BALANCE AS OF 01/31/23 78,163.41
 NUMBER OF DAYS IN THIS STATEMENT PERIOD 31

Bank Statement Balance, 1/31/2023	\$ 78,163.41
Deposit in Transit - CRCPT	
Point and pay in Transit Deposits in Transit	
O/S AP Transactions	
Outstanding Checks	
Reconciled Balance, 1/31/2023	\$ 78,163.41
General Ledger Balance, 1/31/2023	\$ 78,163.41
Interest income	
Dormant account charge	
General Ledger Balance 1/31/2023	\$ 78,163.41
Difference	\$ -



P.O. BOX 966
 CONWAY AR 72033
 888-372-9788
 www.my100bank.com



RETURN SERVICE REQUESTED

115531-01A**000842



CITY OF QUINCY
 UTILITY BOND FUNDS
 404 W JEFFERSON ST
 QUINCY FL 32351-2328

01/31/23
 ****0096

CYCLE-031

*** CHECKING *** 1406 PAN BUS 50A 51
 ACCOUNT NUMBER 0112910636
 PREVIOUS STATEMENT BALANCE AS OF 12/31/22 77,964.76
 PLUS 1 DEPOS TS AND OTHER CREDITS 195.65
 LESS 2 CHECKS AND OTHER DEBITS00
 CURRENT STATEMENT BALANCE AS OF 01/31/23 78,160.41
 NUMBER OF DAYS IN THIS STATEMENT PERIOD 31

CHECKING ACCOUNT TRANSACTIONS

DATE	DESCRIPTION	DEBITS	CREDITS
12/31	INTEREST PAYMENT		195.65

BALANCE BY DATE

DATE	BALANCE	DATE	BALANCE	DATE	BALANCE	DATE	BALANCE
12/31	77,964.76	01/31	78,160.41				

PAYER FEDERAL ID NUMBER..... 71-0098823
 INTEREST PAID YEAR TO DATE..... 195.65

CHECKING ACCOUNT

SUPERNOW		Images	3
Account Number	XXXXXXXX0901	Statement Dates	1/01/23 thru 1/31/23
Previous Balance	565,962.91	Days in this Statement Period	31
2 Deposits/Credits	328,544.05	Avg Ledger Balance	547,528.61
7 Checks/Debits	357,473.80	Avg Collected Balance	547,528.61
Service Charges	.00	Interest Earned	92.37
Interest Paid	92.37	Annual Percentage Yield Earned	0.20%
Ending Balance	537,125.53	2023 Interest Paid	92.37

Bank Statement Balance, 1/31/2023 **537,125.53**
 Deposit in Transit - CRCPT

O/S AP Transactions \$ (500.00)
 Outstanding checks \$ (502.64)

Reconciled Balance, 1/31/2023 **536,122.89**

General Ledger Balance, 1/31/2023 **536,122.89**
 pending journal entry
 Interest income

General Ledger Balance 1/31/2023 **536,122.89**

Difference **0.00**



**Capital City
Bank**

e | statement

Capital City Bank OnLine

Say hello to a better way to fund your education expenses, home improvements, dream vacations and more with a Home Equity Line of Credit from Capital City Bank. Apply today or learn more at ccbg.com/equity. *Equal Housing Lender

CITY OF QUINCY
COMMUNITY REDEVELOPMENT AREA
TRUST FUND
404 W JEFFERSON ST
QUINCY FL 32351-2328

Date 1/31/23
Primary Account

Page 1
XXXXXXXX0901

CHECKING ACCOUNT

SUPERNOW		Images	3
Account Number	XXXXXXXX0901	Statement Dates	1/01/23 thru 1/31/23
Previous Balance	565,962.91	Days in this Statement Period	31
2 Deposits/Credits	328,544.05	Avg Ledger Balance	547,528.61
7 Checks/Debits	357,473.80	Avg Collected Balance	547,528.61
Service Charges	.00	Interest Earned	92.37
Interest Paid	92.37	Annual Percentage Yield Earned	0.20%
Ending Balance	537,125.53	2023 Interest Paid	92.37

DEPOSITS AND OTHER CREDITS

Date	Description	Amount
1/11	TRSF TO CHECKING XX0901 TRANSF ER PER COUNTY PROPERTY TAX	318,399.18
1/11	TRSF TO CHECKING XX0901 TRANSF ER PER COUNTY PROPERTY TAX	10,144.87
1/31	INTEREST DEPOSIT	92.37

OTHER DEBITS

Date	Description	Amount
1/03	TRSF TO CHECKING XX6401 TRANSF COQ OPERATING FOR ADMIN SUPPO	1,666.67-



**Capital City
Bank**

e | statement

Capital City Bank Online

CITY OF QUINCY
COMMUNITY REDEVELOPMENT AREA
TRUST FUND
404 W JEFFERSON ST
QUINCY FL 32351 2328

Date 1/31/23
Primary Account

Page 2
xxxxxxx0901

SUPERNOW

xxxxxxx0901 (Continued)

OTHER DEBITS

Date	Description	Amount
1/10	TRSF TO CHECKING XX6401 REVERS E TRANSFER MADE TOO EARLY TO C	318,399.18-
1/10	TRSF TO CHECKING XX6401 REVERS E TRANSFER MADE TOO EARLY TOO	10,144.87-
1/25	ACCOUNT ANALYSIS CHARGE	29.08-

CHECKS IN NUMBER ORDER

Date	Check No	Amount	Date	Check No	Amount
1/09	12125	234.00	1/25	12127	14,000.00
1/25	12126	13,000.00			

* Denotes missing check numbers

DAILY BALANCE INFORMATION

Date	Balance	Date	Balance	Date	Balance
1/01	565,962.91	1/10	235,518.19	1/31	537,125.53
1/03	564,296.24	1/11	564,062.24		
1/09	564,062.24	1/25	537,033.16		

INTEREST RATE SUMMARY

Date	Rate
12/31	0.200000%
1/10	0.100000%
1/11	0.200000%

-----END OF STATEMENT-----

CHECKING ACCOUNT

ANALYZED BUS CHECKING		Images	0
Account Number	XXXXXXXX1001	Statement Dates	1/01/23 thru 1/31/23
Previous Balance	2,087,195.43	Days in this Statement Period	31
Deposits/Credits	.00	Avg Ledger Balance	2,087,195.43
Checks/Debits	.00	Avg Collected Balance	2,087,195.43
Service Charges	.00		
Interest Paid	.00		
Ending Balance	2,087,195.43		

Bank Statement Balance, 1/31/2023 \$ **2,087,195.43**
TRANSFER IN TRANSIT

Reconciled Balance, 1/31/2023 \$ **2,087,195.43**

General Ledger Balance, 1/31/2023 \$ **2,087,195.43**

General Ledger Balance 1/31/2023 \$ **2,087,195.43**

Difference \$ **-**



**Capital City
Bank**

e|statement

Capital City Bank OnLine

Say hello to a better way to fund your education expenses, home improvements, dream vacations and more with a Home Equity Line of Credit from Capital City Bank. Apply today or learn more at ccbq.com/equity. *Equal Housing Lender

CITY OF QUINCY
IMPROVEMENT & REFUNDING
REVENUE BONDS, SERIES 2003
404 W JEFFERSON ST
QUINCY FL 32351-2328

Date 1/31/23
Primary Account

Page 1
XXXXXXXX1001

CHECKING ACCOUNT

ANALYZED BUS CHECKING		Images	0
Account Number	XXXXXXXX1001	Statement Dates	1/01/23 thru 1/31/23
Previous Balance	2,087,195.43	Days in this Statement Period	31
Deposits/Credits	.00	Avg Ledger Balance	2,087,195.43
Checks/Debits	.00	Avg Collected Balance	2,087,195.43
Service Charges	.00		
Interest Paid	.00		
Ending Balance	2,087,195.43		

DAILY BALANCE INFORMATION

Date	Balance
1/01	2,087,195.43

-----END OF STATEMENT-----

*** CHECKING *** 1536 PAN BUSINESS MBI
 ACCOUNT NUMBER 011101282
 PREVIOUS STATEMENT BALANCE AS OF 12/31/22 46,577.86
 PLUS 2 DEPOSITS AND OTHER CREDITS 8,062.54
 LESS 0 CHECKS AND OTHER DEBITS00
 CURRENT STATEMENT BALANCE AS OF 01/31/23 54,340.40
 NUMBER OF DAYS IN THIS STATEMENT PERIOD 31

Bank Statement Balance, 1/31/2023 \$ **54,340.40**

Reconciled Balance, 1/31/2023 \$ **54,340.40**

General Ledger Balance, 1/31/2023 \$ **54,340.40**
 Interest Income
 Dormant Account Charge

General Ledger Balance 1/31/2023 \$ **54,340.40**

Difference \$ **-**



P O BOX 968
 CONWAY, AR 72033
 888-372-9788
 www.my100bank.com



RETURN SERVICE REQUESTED

115531-01A**000643



CITY OF QUINCY
 LAW ENFORCEMENT TRUST FUND ACCOUNT
 404 W JEFFERSON ST
 QUINCY FL 32351-2328

01/31/23
 ****3829

CYCLE-031

*** CHECKING *** 1506 95X BUSINESS CD
 ACCOUNT NUMBER 0111012029
 PREVIOUS STATEMENT BALANCE AS OF 12/31/22 48,257.86
 PLUS 2 DEPOSITS AND OTHER CREDITS 1,082.40
 LESS 0 CHECKS AND OTHER DEBITS 00.00
 CURRENT STATEMENT BALANCE AS OF 01/31/23 54,340.40
 NUMBER OF DAYS IN THIS STATEMENT PERIOD 31

CHECKING ACCOUNT TRANSACTIONS

DATE	DESCRIPTION	DEBITS	CREDITS
01/27	ACH DISENTR/CHAS/12 07 22		1,036.25
01/31	INTEREST PAYMENT		46.15

BALANCE BY DATE

DATE	BALANCE	DATE	BALANCE	DATE	BALANCE	DATE	BALANCE
12/31	46,777.86	01/31	54,340.40	12/31	54,340.40		

PRIME FEDERAL ID NUMBER..... 71 0008885
 INTEREST RPD /YEAR RATE..... 2.50%

CHECKING ACCOUNT

ANALYZED BUS CHECKING		Images	0
Account Number	XXXXXXXX3401	Statement Dates	1/01/23 thru 1/31/23
Previous Balance	49,877.97	Days in this Statement Period	31
Deposits/Credits	.00	Avg Ledger Balance	49,877.97
Checks/Debits	.00	Avg Collected Balance	49,877.97
Service Charges	.00		
Interest Paid	.00		
Ending Balance	49,877.97		

Bank Statement Balance, 1/31/2023	\$ 49,877.97
Deposit in Transit	
Outstanding AP Transaction	
Outstanding Checks	

Reconciled Balance, 1/31/2023	\$ 49,877.97
--------------------------------------	---------------------

General Ledger Balance, 1/31/2023	\$ 49,877.97
Interest income	
Account analysis charge	

General Ledger Balance 1/31/2023	\$ 49,877.97
---	---------------------

Difference	\$ -
-------------------	-------------



e | statement

Capital City Bank Online

Say hello to a better way to fund your education expenses, home improvements, dream vacations and more with a Home Equity Line of Credit from Capital City Bank. Apply today or learn more at ccbg.com/equity. *Equal Housing Lender

CITY OF QUINCY
LANDFILL LONG-TERM CARE ESCROW
404 W JEFFERSON ST
QUINCY FL 32351-2328

Date 1/31/23
Primary Account

Page 1
XXXXXXXX3401

CHECKING ACCOUNT

ANALYZED BUS CHECKING		Images	0
Account Number	XXXXXXXX3401	Statement Dates	1/01/23 thru 1/31/23
Previous Balance	49,877.97	Days in this Statement Period	31
Deposits/Credits	.00	Avg Ledger Balance	49,877.97
Checks/Debits	.00	Avg Collected Balance	49,877.97
Service Charges	.00		
Interest Paid	.00		
Ending Balance	49,877.97		

DAILY BALANCE INFORMATION

Date	Balance
1/01	49,877.97

-----END OF STATEMENT-----

CHECKING ACCOUNT

PREMIUM BUSINESS CHECKING		Images	0
Account Number	XXXXXX4801	Statement Dates	1/01/23 thru 1/31/23
Previous Balance	6,854.72	Days in this Statement Period	31
2 Deposits/Credits	244.50	Avg Ledger Balance	6,922.06
2 Checks/Debits	134.25	Avg Collected Balance	6,922.06
Service Charges	.00		
Interest Paid	.00		
Ending Balance	6,964.97		

Bank Statement Balance, 1/31/2023	\$	6,964.97
<hr/>		
Reconciled Balance, 1/31/2023	\$	6,964.97
<hr/>		
General Ledger Balance, 1/31/2023	\$	6,964.97
Interest income		
Account analysis charge		
<hr/>		
General Ledger Balance 1/31/2023	\$	6,964.97
<hr/>		
Difference	\$	-
<hr/>		



e | statement

Capital City Bank Online

Say hello to a better way to fund your education expenses, home improvements, dream vacations and more with a Home Equity Line of Credit from Capital City Bank. Apply today or learn more at ccbg.com/equity. *Equal Housing Lender

CITY OF QUINCY
QUINCY BEND ACCOUNT
404 W JEFFERSON ST
QUINCY FL 32351-2328

Date 1/31/23
Primary Account

Page 1
XXXXXXXX4801

CHECKING ACCOUNT

PREMIUM BUSINESS CHECKING		Images	0
Account Number	XXXXXXXX4801	Statement Dates	1/01/23 thru 1/31/23
Previous Balance	6,854.72	Days in this Statement Period	31
2 Deposits/Credits	244.50	Avg Ledger Balance	6,922.06
2 Checks/Debits	134.25	Avg Collected Balance	6,922.06
Service Charges	.00		
Interest Paid	.00		
Ending Balance	6,964.97		

DEPOSITS AND OTHER CREDITS

Date	Description	Amount
1/12	CITY OF QUINCY A/P PAYMTCTX ISA*00*0000000000*00*00000000 0*ZZ*CITY OF QUINCY*ZZ*VENDOR PAYMENTS*230112*1228*U*00200*0	122.25
1/27	CITY OF QUINCY A/P PAYMTCTX ISA*00*0000000000*00*00000000 0*ZZ*CITY OF QUINCY*ZZ*VENDOR PAYMENTS*230126*1553*U*00200*0	122.25



e | statement

Capital City Bank OnLine

CITY OF QUINCY
QUINCY BEND ACCOUNT
404 W JEFFERSON ST
QUINCY FL 32351-2328

Date 1/31/23
Primary Account

Page 2
xxxxxxx4801

PREMIUM BUSINESS CHECKING

xxxxxxx4801 (Continued)

OTHER DEBITS

Date	Description		Amount
1/23	WAGWORKS INV4559624	RECEIVABLECCD	100.00-
1/30	WAGWORKS FSA INV4692990	RECEIVABLECCO	34.25-

DAILY BALANCE INFORMATION

Date	Balance	Date	Balance	Date	Balance
1/01	6,854.72	1/23	6,876.97	1/30	6,964.97
1/12	6,976.97	1/27	6,999.22		

-----END OF STATEMENT-----

CHECKING ACCOUNT

EVERYDAY CHECKING FOR BUSINESS		Images	0
Account Number	XXXXXX6051	Statement Dates	1/01/23 thru 1/31/23
Previous Balance	16,726.55	Days in this Statement Period	31
Deposits/Credits	.00	Avg Ledger Balance	16,726.55
Checks/Debits	.00	Avg Collected Balance	16,726.55
Service Charges	.00		
Interest Paid	.00		
Ending Balance	16,726.55		

Bank Statement Balance, 1/31/2023 \$ **16,726.55**
outstanding checks

Reconciled Balance, 1/31/2023 \$ **16,726.55**

General Ledger Balance, 1/31/2023 \$ **16,726.55**
Interest income
Account analysis charge

General Ledger Balance 1/31/2023 \$ **16,726.55**

Difference \$ **-**



e | statement

Capital City Bank OnLine

Say hello to a better way to fund your education expenses, home improvements, dream vacations and more with a Home Equity Line of Credit from Capital City Bank. Apply today or learn more at ccbg.com/equity. *Equal Housing Lender

CITY OF QUINCY
HURRICANE MICHAEL FEE ACCOUNT
404 W JEFFERSON ST
QUINCY FL 32351-2328

Date 1/31/23
Primary Account

Page 1
XXXXXXXX6051

CHECKING ACCOUNT

EVERYDAY CHECKING FOR BUSINESS		Images	0
Account Number	XXXXXXXX6051	Statement Dates	1/01/23 thru 1/31/23
Previous Balance	16,726.55	Days in this Statement Period	31
Deposits/Credits	.00	Avg Ledger Balance	16,726.55
Checks/Debits	.00	Avg Collected Balance	16,726.55
Service Charges	.00		
Interest Paid	.00		
Ending Balance	16,726.55		

DAILY BALANCE INFORMATION

Date	Balance
1/01	16,726.55

-----END OF STATEMENT-----

CHECKING ACCOUNT

SUPERNOW		Images	0
Account Number	XXXXXXXX6701	Statement Dates	1/01/23 thru 1/31/23
Previous Balance	241,682.46	Days in this Statement Period	31
1 Deposits/Credits	20,813.63	Avg Ledger Balance	261,153.27
Checks/Debits	.00	Avg Collected Balance	261,153.27
Service Charges	.00	Interest Earned	22.18
Interest Paid	22.18	Annual Percentage Yield Earned	0.10%
Ending Balance	262,518.27	2023 Interest Paid	22.18

Bank Statement Balance, 1/31/2023 \$ **262,518.27**

Reconciled Balance, 1/31/2023 \$ **262,518.27**

General Ledger Balance, 1/31/2023 \$ **262,518.27**

Interest income

Account analysis charge

Transfer

General Ledger Balance 1/31/2023 \$ **262,518.27**

Difference \$ **-**



e | statement

Capital City Bank Online

Say hello to a better way to fund your education expenses, home improvements, dream vacations and more with a Home Equity Line of Credit from Capital City Bank. Apply today or learn more at ccbg.com/equity. *Equal Housing Lender

CITY OF QUINCY
STATE DEP LOAN REPAYMENT RESERVE
404 W JEFFERSON ST
QUINCY FL 32351-2328

Date 1/31/23
Primary Account

Page 1
XXXXXXXX6701

CHECKING ACCOUNT

SUPERNOW		Images	0
Account Number	XXXXXXXX6701	Statement Dates	1/01/23 thru 1/31/23
Previous Balance	241,682.46	Days in this Statement Period	31
1 Deposits/Credits	20,813.63	Avg Ledger Balance	261,153.27
Checks/Debits	.00	Avg Collected Balance	261,153.27
Service Charges	.00	Interest Earned	22.18
Interest Paid	22.18	Annual Percentage Yield Earned	0.10%
Ending Balance	262,518.27	2023 Interest Paid	22.18

DEPOSITS AND OTHER CREDITS

Date	Description	Amount
1/03	TRSF TO CHECKING XX6701 FUNDS	20,813.63
1/31	TRANSFER VIA ONLINE INTEREST DEPOSIT	22.18

DAILY BALANCE INFORMATION

Date	Balance	Date	Balance	Date	Balance
1/01	241,682.46	1/03	262,496.09	1/31	262,518.27



e | statement

Capital City Bank OnLine

CITY OF QUINCY
STATE DEP LOAN REPAYMENT RESERVE
404 W JEFFERSON ST
QUINCY FL 32351-2328

Date 1/31/23
Primary Account

Page 2
XXXXXXXX6701

SUPERNOW

XXXXXXXX6701 (Continued)

INTEREST RATE SUMMARY

Date	Rate
12/31	0.100000%

-----END OF STATEMENT-----

CHECKING ACCOUNT

SUPERNOW		Images	0
Account Number	XXXXXXXX6702	Statement Dates	1/01/23 thru 1/31/23
Previous Balance	124,138.07	Days in this Statement Period	31
1 Deposits/Credits	21,419.77	Avg Ledger Balance	144,175.91
Checks/Debits	.00	Avg Collected Balance	144,175.91
Service Charges	.00	Interest Earned	12.24
Interest Paid	12.24	Annual Percentage Yield Earned	0.10%
Ending Balance	145,570.08	2023 Interest Paid	12.24

Bank Statement Balance, 1/31/2023 \$ **145,570.08**

Reconciled Balance, 1/31/2023 \$ **145,570.08**

General Ledger Balance, 1/31/2023 \$ **145,570.08**

Interest Income \$ -

Account Analysis Charge

General Ledger Balance 1/31/2023 \$ **145,570.08**

Difference \$ -



e | statement

Capital City Bank Online

Say hello to a better way to fund your education expenses, home improvements, dream vacations and more with a Home Equity Line of Credit from Capital City Bank. Apply today or learn more at ccbg.com/equity. *Equal Housing Lender

CITY OF QUINCY
DRINKING WATER LOAN REPAYMENT
RESERVE ACCOUNT
404 W JEFFERSON ST
QUINCY FL 32351-2328

Date 1/31/23
Primary Account

Page 1
XXXXXXXX6702

CHECKING ACCOUNT

SUPERNOW		Images	0
Account Number	XXXXXXXX6702	Statement Dates	1/01/23 thru 1/31/23
Previous Balance	124,138.07	Days in this Statement Period	31
1 Deposits/Credits	21,419.77	Avg Ledger Balance	144,175.91
Checks/Debits	.00	Avg Collected Balance	144,175.91
Service Charges	.00	Interest Earned	12.24
Interest Paid	12.24	Annual Percentage Yield Earned	0.10%
Ending Balance	145,570.08	2023 Interest Paid	12.24

DEPOSITS AND OTHER CREDITS

Date	Description	Amount
1/03	TRSF TO CHECKING XX6702 FUNDS	21,419.77
1/31	TRANSFER VIA ONLINE INTEREST DEPOSIT	12.24

DAILY BALANCE INFORMATION

Date	Balance	Date	Balance	Date	Balance
1/01	124,138.07	1/03	145,557.84	1/31	145,570.08



**Capital City
Bank**

e | statement

Capital City Bank OnLine

CITY OF QUINCY
DRINKING WATER LOAN REPAYMENT
RESERVE ACCOUNT
404 W JEFFERSON ST
QUINCY FL 32351-2328

Date 1/31/23
Primary Account

Page 2
XXXXXXXX6702

SUPERNOW

XXXXXXXX6702 (Continued)

INTEREST RATE SUMMARY

Date	Rate
12/31	0.100000%

-----END OF STATEMENT-----

CHECKING ACCOUNT

SUPERNOW		Images	0
Account Number	XXXXXXXX6711	Statement Dates	1/01/23 thru 1/31/23
Previous Balance	1,554,807.64	Days in this Statement Period	31
Deposits/Credits	.00	Avg Ledger Balance	1,554,807.64
Checks/Debits	.00	Avg Collected Balance	1,554,807.64
Service Charges	.00	Interest Earned	594.34
Interest Paid	594.34	Annual Percentage Yield Earned	0.45%
Ending Balance	1,555,401.98	2023 Interest Paid	594.34

Bank Statement Balance, 12/31/2022 \$ **1,555,401.98**

Reconciled Balance, 12/31/2022 \$ **1,555,401.98**

General Ledger Balance, 12/31/2022 \$ **1,555,401.98**
Interest income

General Ledger Balance 12/31/2022 \$ **1,555,401.98**

Difference \$ **-**



e | statement

Capital City Bank OnLine

Say hello to a better way to fund your education expenses, home improvements, dream vacations and more with a Home Equity Line of Credit from Capital City Bank. Apply today or learn more at ccbg.com/equity. *Equal Housing Lender

CITY OF QUINCY
SMART GRID CONSTRUCTION ACCOUNT
404 W JEFFERSON ST
QUINCY FL 32351-2328

Date 1/31/23
Primary Account

Page 1
XXXXXXXX6711

CHECKING ACCOUNT

SUPERNOW		Images	0
Account Number	XXXXXXXX6711	Statement Dates	1/01/23 thru 1/31/23
Previous Balance	1,554,807.64	Days in this Statement Period	31
Deposits/Credits	.00	Avg Ledger Balance	1,554,807.64
Checks/Debits	.00	Avg Collected Balance	1,554,807.64
Service Charges	.00	Interest Earned	594.34
Interest Paid	594.34	Annual Percentage Yield Earned	0.45%
Ending Balance	1,555,401.98	2023 Interest Paid	594.34

DEPOSITS AND OTHER CREDITS

Date	Description	Amount
1/31	INTEREST DEPOSIT	594.34

DAILY BALANCE INFORMATION

Date	Balance	Date	Balance
1/01	1,554,807.64	1/31	1,555,401.98



e | statement

Capital City Bank Online

CITY OF QUINCY
SMART GRID CONSTRUCTION ACCOUNT
404 W JEFFERSON ST
QUINCY FL 32351-2328

Date 1/31/23
Primary Account

Page 2
XXXXXXXX6711

SUPERNOW

XXXXXXXX6711 (Continued)

INTEREST RATE SUMMARY

Date	Rate
12/31	0.450000%

-----END OF STATEMENT-----

SAVINGS ACCOUNT

Everyday Savings for Business			
Account Number	X0000003611	Statement Dates	10/03/22 thru 12/31/22
Previous Balance	129.05	Days in this Statement Period	90
Deposits/Credits	.00	Avg Ledger Balance	123.05
Checks/Debits	.00	Avg Collected Balance	123.05
Service Charge	9.00		
Interest Paid	.00		
Ending Balance	120.05		

Bank Statement Balance, 1/31/2023	\$	120.05
Reconciled Balance, 1/31/2023	\$	120.05

General Ledger Balance, 1/31/2023	\$	120.05
Interest income		
March 2022 Account analysis charge		
Dec 2021 Account analysis charge		
General Ledger Balance 1/31/2023	\$	120.05

Difference	\$.
-------------------	-----------	----------



e | statement

Capital City Bank Online

Say hello to a better way to fund your education expenses, home improvements, dream vacations and more with a Home Equity Line of Credit from Capital City Bank. Apply today or learn more at ccbg.com/equity. *Equal Housing Lender

CITY OF QUINCY
WW 200110 LOAN RESERVE
404 W JEFFERSON ST
QUINCY FL 32351-2328

Date 12/30/22
Primary Account

Page 1
XXXXXXXX3611

SAVINGS ACCOUNT

Everyday Savings for Business			
Account Number	XXXXXXXX3611	Statement dates	10/03/22 thru 12/31/22
Previous Balance	129.05	Days in this Statement Period	90
Deposits/Credits	.00	Avg Ledger Balance	123.05
Checks/Debits	.00	Avg Collected Balance	123.05
Service Charge	9.00		
Interest Paid	.00		
Ending Balance	120.05		

CREDITS'AND DEBITS

Date	Description	Amount
10/31	SERVICE CHARGE	3.00-
11/30	SERVICE CHARGE	3.00-
12/30	SERVICE CHARGE	3.00-

DAILY BALANCE INFORMATION

Date	Balance	Date	Balance
10/03	129.05	11/30	123.05
10/31	126.05	12/30	120.05



**Capital City
Bank**

e | statement

Capital City Bank Online

CITY OF QUINCY
WW 200110 LOAN RESERVE
404 W JEFFERSON ST
QUINCY FL 32351-2328

Date 12/30/22
Primary Account

Page 2
XXXXXXXX3611

Everyday Savings for Business

XXXXXXXX3611 (Continued)

-----END OF STATEMENT-----

SAVINGS ACCOUNT

REGULAR SAVINGS BUSINESS			
Account Number	XXXXXXX3920	Statement Dates	10/03/22 thru 12/31/22
Previous Balance	2,001,704.26	Days in this Statement Period	90
Deposits/Credits	.00	Avg Ledger Balance	2,001,704.26
Checks/Debits	.00	Avg Collected Balance	2,001,704.26
Service Charge	.00	Interest Earned	246.80
Interest Paid	246.80	Annual Percentage Yield Earned	0.05%
Ending Balance	2,001,951.06	2022 Interest Paid	1,000.73

Bank Statement Balance, 1/31/2023	\$ 2,001,951.06
Deposit in Transit - CRCPT	
Point and pay in Transit Deposits in Transit	
O/S AP Transactions	
outstanding checks	

Reconciled Balance, 1/31/2023	<u>\$ 2,001,951.06</u>
--------------------------------------	-------------------------------

General Ledger Balance, 1/31/2023	\$ 2,001,951.06
Interest income	
Interest income	
Account analysis charge	

General Ledger Balance 1/31/2023	<u>\$ 2,001,951.06</u>
---	-------------------------------

Difference	<u>\$ -</u>
-------------------	--------------------



e | statement

Capital City Bank OnLine

Say hello to a better way to fund your education expenses, home improvements, dream vacations and more with a Home Equity Line of Credit from Capital City Bank. Apply today or learn more at ccbg.com/equity. *Equal Housing Lender

CITY OF QUINCY
UTILITY DEPOSIT ACCOUNT
404 W JEFFERSON ST
QUINCY FL 32351-2328

Date 12/30/22
Primary Account

Page 1
XXXXXXXX3920

SAVINGS ACCOUNT

REGULAR SAVINGS BUSINESS

Account Number	XXXXXXXX3920	Statement Dates	10/03/22 thru 12/31/22
Previous Balance	2,001,704.26	Days in this Statement Period	90
Deposits/Credits	.00	Avg Ledger Balance	2,001,704.26
Checks/Debits	.00	Avg Collected Balance	2,001,704.26
Service Charge	.00	Interest Earned	246.80
Interest Paid	246.80	Annual Percentage Yield Earned	0.05%
Ending Balance	2,001,951.06	2022 Interest Paid	1,000.73

CREDITS AND DEBITS

Date	Description	Amount
12/31	INTEREST DEPOSIT	246.80

DAILY BALANCE INFORMATION

Date	Balance	Date	Balance
10/03	2,001,704.26	12/31	2,001,951.06



e|statement

Capital City Bank Online

CITY OF QUINCY
UTILITY DEPOSIT ACCOUNT
404 W JEFFERSON ST
QUINCY FL 32351-2328

Date 12/30/22
Primary Account

Page 2
xxxxxxx3920

REGULAR SAVINGS BUSINESS

xxxxxxx3920 (Continued)

INTEREST RATE SUMMARY

Date	Interest Rate
10/02	0.050000%

-----END OF STATEMENT-----

*** CHECKING *** 1406 PAN BUS MGR NI
 ACCOUNT NUMBER 0502155679
 PREVIOUS STATEMENT BALANCE AS OF 12/31/22 514,546.35
 PLUS 1 DEPOSITS AND OTHER CREDITS 2,311.04
 LESS 0 CHECKS AND OTHER DEBITS00
 CURRENT STATEMENT BALANCE AS OF 01/31/23 515,857.39
 NUMBER OF DAYS IN THIS STATEMENT PERIOD 31

Bank Statement Balance, 1/31/2023	\$ 515,857.39
Reconciled Balance, 1/31/2023	<u>\$ 515,857.39</u>
General Ledger Balance, 1/31/2023	\$ 515,857.39
Interest Income	
Account analysis charge	
General Ledger Balance 1/31/2023	<u>\$ 515,857.39</u>
Difference	<u>\$ -</u>



P O BOX 966
 CONWAY, AR 72033
 888-372-9788
 www.my100bank.com



RETURN SERVICE REQUESTED

115531-01A**000644



CITY OF QUINCY
 RENEWAL AND REPLACEMENT
 404 W JEFFERSON ST
 QUINCY FL 32351-2328

01/31/23
 *****9679

CYCLE- 31

*** CHECKING *** 1106 PAN BUS MMA NI
 ACCOUNT NUMBER 0502159679
 PREVIOUS STATEMENT BALANCE AS OF 12/31/22 514,546.35
 PLUS 1 DEPOSITS AND OTHER CREDITS 1,317.04
 LESS 0 CHECKS AND OTHER DEBITS 0.00
 CURRENT STATEMENT BALANCE AS OF 01/31/23 515,863.39
 NUMBER OF DAYS IN THIS STATEMENT PERIOD 31

CHECKING ACCOUNT TRANSACTIONS

DATE	DESCRIPTION	DEBITS	CREDITS
01/31	INTEREST PAYMENT		

BALANCE BY DATE

DATE	BALANCE	DATE	BALANCE	DATE	BALANCE	DATE	BALANCE
12/31	514,635.39	01/31	515,863.39				

PAYER FEDERAL ID NUMBER... 71-0095000
 INTEREST PAID YEAR TO DATE 1,317.04

Reports, Requests, and Communications by the City Manager

Request to Place the ARPA Grant Funds into FLCLASS

**City of Quincy
City Commission
Agenda Request**

Date of Meeting: March 14, 2023

Date Submitted: March 8, 2023

To: Honorable Mayor and Members
Of the Commission

From: Rob Nixon, City Manager
Marcia Carty, Finance Director

Subject: Request to place partial ARPA Grant Funds into FLCLASS

Issue:

In August 2022 the City of Quincy received an additional amount of \$1,709,664 in ARPA Grant Funds. To date, these funds have not been discussed or appropriated for use by the City Commission.

This agenda item is requesting approval by the Commission to place 1 million of the available ARPA Grant Funds into FLCLASS.

Background:

On August 23, 2022, at a regular commission meeting, Matt Tight from FLCLASS gave a presentation to the City Commission which provides Florida governmental entities a convenient, short-term investment opportunity to optimize interest earnings while maximizing safety and liquidity.

FLCLASS is an intergovernmental investment pool authorized under Section 218.415, Florida Statutes, and was created by an interlocal agreement described in Section 163.01, Florida Statutes.

FLCLASS is supervised by a Board of trustees comprised of eligible participants of the program. Investments are made in accordance with Florida Statutes and the FLCLASS Investment Policy.

Analysis:

The daily yields have increased from August 2021 at .0697% to 1.9557% in July 2022; and as of February 22, 2023, the daily yield percentage is 4.7626% which is a significant increase since the August 23, 2022 presentation.

Same-day liquidation if the request is made before 3 pm, eastern standard time. FLCLASS has no affiliations or revenue-sharing arrangements with outside organizations; therefore, more investment income is returned to its participants.

The participant portal is a secure, online transaction system that allows governmental entities to conveniently manage their investments and access reporting.

Returns provide competitive daily yields and daily interest compounds.

The City of Quincy staff will monitor the investment pool's performance weekly and provide monthly reports to the City Commission.

Staff will prepare recommendations regarding when the City's investment would be removed from the investment pool to complete projects for which they were originally intended.

Recommendation:

Option 1: Approve the request to place 1 million of the available ARPA Grant Funds into FLCLASS.

Option 2: Provide Direction

Staff Recommendation:

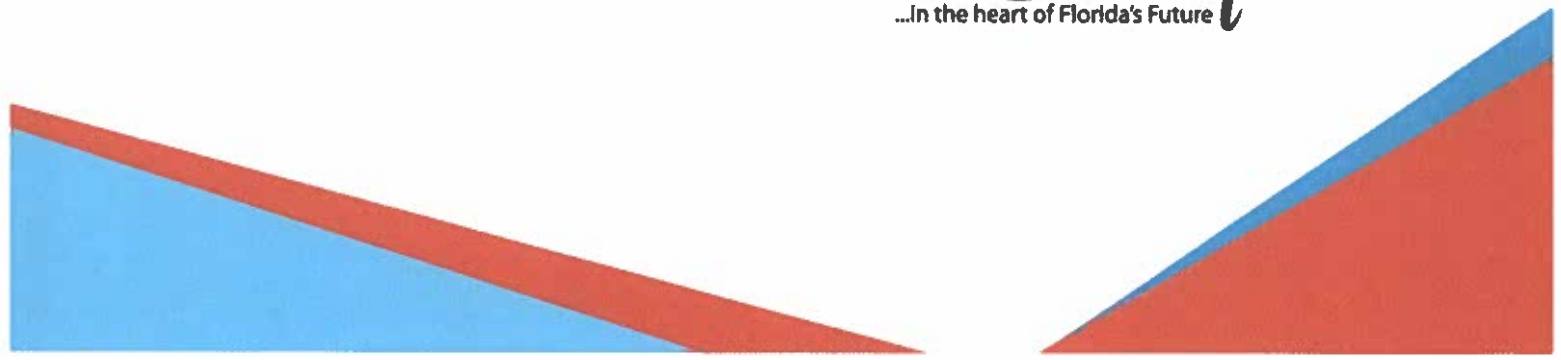
Option 1: Approve the request to place 1 million of the available ARPA Grant Funds into FLCLASS.

Attachment(s):



Investing for Florida Governmental Entities

August 23, 2022



Overview

- 1 Introduction
- 2 About FLCLASS
- 3 Performance
- 4 Features and Benefits
- 5 How to Become a Participant
- 6 Contact Information

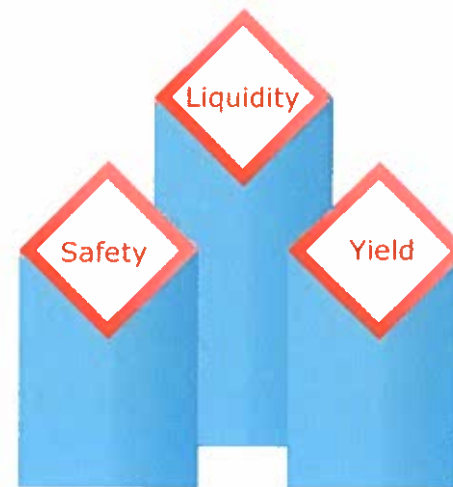
Purpose

The purpose of FLCLASS is to provide Florida governmental entities with a convenient, short-term investment opportunity carefully selected to optimize interest earnings while maximizing safety and liquidity.

FLCLASS was created by and for Florida governmental entities.

Structure

FLCLASS is an intergovernmental investment pool authorized under Section 218.415, Florida Statutes and was created via an interlocal agreement by and among state public agencies as described in Section 163.01, Florida Statutes.



Directed by Your Peers

FLCLASS is supervised by a Board of Trustees comprised of eligible Participants of the program. The Board acts as the liaison between the Participants, the Custodian, and the Program Administrator. The Board administers the affairs of FLCLASS, entering into contracts and agreements on behalf of the program.



Ken Burke, Chairman
Clerk of Court & Comptroller
Pinellas County



Jim Cooke
City Treasurer/Clerk
City of Tallahassee



Cindy Valentine
Assistant Tax Collector
Orange County Tax Collector



Dario Guerra
Executive Director, Treasury
Miami-Dade School District

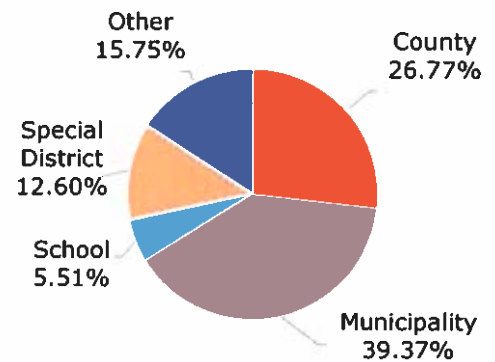


Karen Rushing
Clerk of Court & Comptroller
Sarasota County



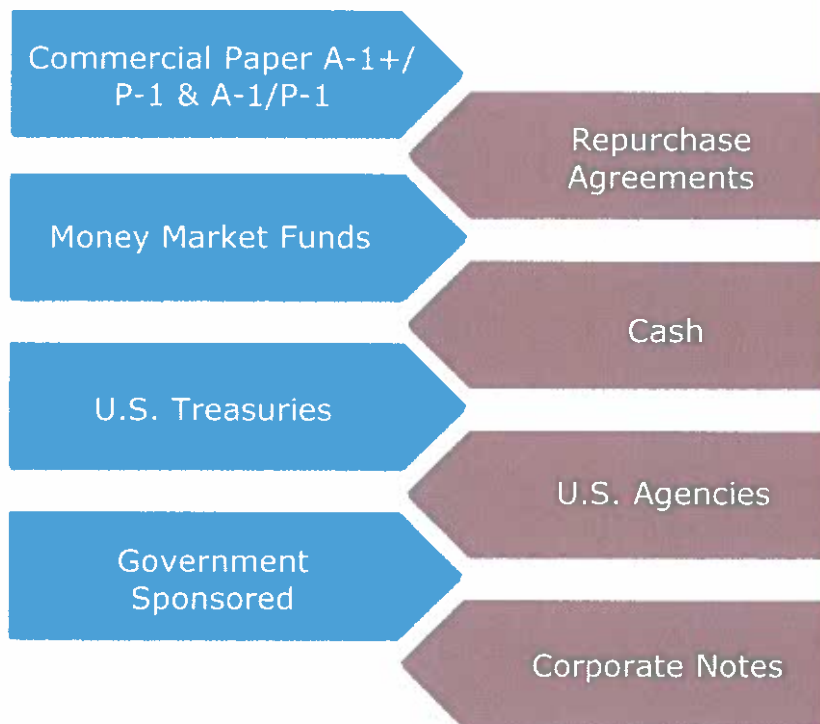
Louis J. Boglioli, III
Financial Services Director
City of Stuart

FLCLASS Participant Breakdown by Type*



Source: Public Trust Advisors. *As of June 30, 2022. Chart may not equal 100% due to rounding.

Sample Portfolio Composition



Investments are made in accordance with Florida Statutes and the FLCLASS Investment Policy.

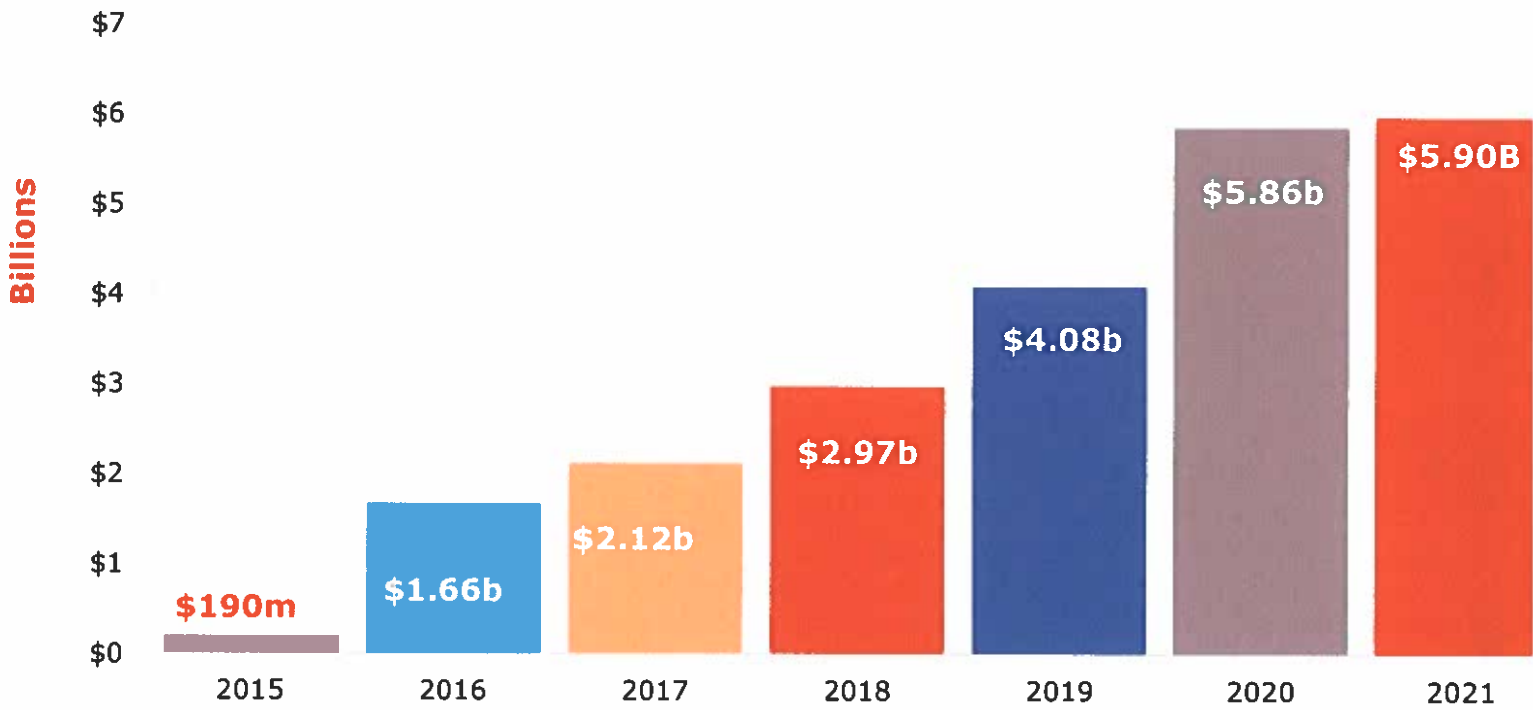
The FLCLASS portfolio is marked-to-market daily and seeks to maintain a stable NAV of \$1.00 per share.



Past performance is no guarantee of future results. Any financial and/or investment decision may incur losses.

Source: Public Trust Advisors *As of June 30, 2022

FLCLASS Assets



Source: Public Trust Advisors. Data unaudited. Month-end assets are as of December 31. Many factors affect performance including changes in market conditions and interest rates and in response to other economic, political, or financial developments. Investment involves risk including the possible loss of principal. No assurance can be given that the performance objectives of a given strategy will be achieved. Past performance is no guarantee of future results. Any financial and/or investment decision may incur losses.

Performance

Our primary goal is to safeguard the public's funds through rigorous credit analysis and exposure management processes while optimizing interest earnings within the given investment parameters.

Preservation of Principal

'AAAm'
Rated

By S&P Global Ratings

2021-2022 FLCLASS Daily Yields as of Month-End

Month	Year	Month-End Yield
July	2022	1.9557%
June	2022	1.4029%
May	2022	0.8586%
April	2022	0.5079%
March	2022	0.4634%
February	2022	0.1243%
January	2022	0.0951%
December	2021	0.1027%
November	2021	0.0914%
October	2021	0.0645%
September	2021	0.0643%
August	2021	0.0697%

Source: Public Trust Advisors. Data unaudited. Performance results for FLCLASS are shown net of all fees and expenses and reflect the reinvestment of dividends and other earnings. Many factors affect performance including changes in market conditions and interest rates and in response to other economic, political, or financial developments. Investment involves risk including the possible loss of principal. No assurance can be given that performance objectives of a given strategy will be achieved. Past performance is no guarantee of future results. Any financial and/or investment decision may incur losses. A 'AAAm' rating by S&P Global Ratings obtained after S&P evaluates a number of factors including credit quality, market price exposure, and management. Ratings are subject to change and do not remove credit risk.

Performance

Investing with FLCLASS could mean more income for your local community. If you would have invested these money amounts in the past year, this is what you would have earned versus your bank.

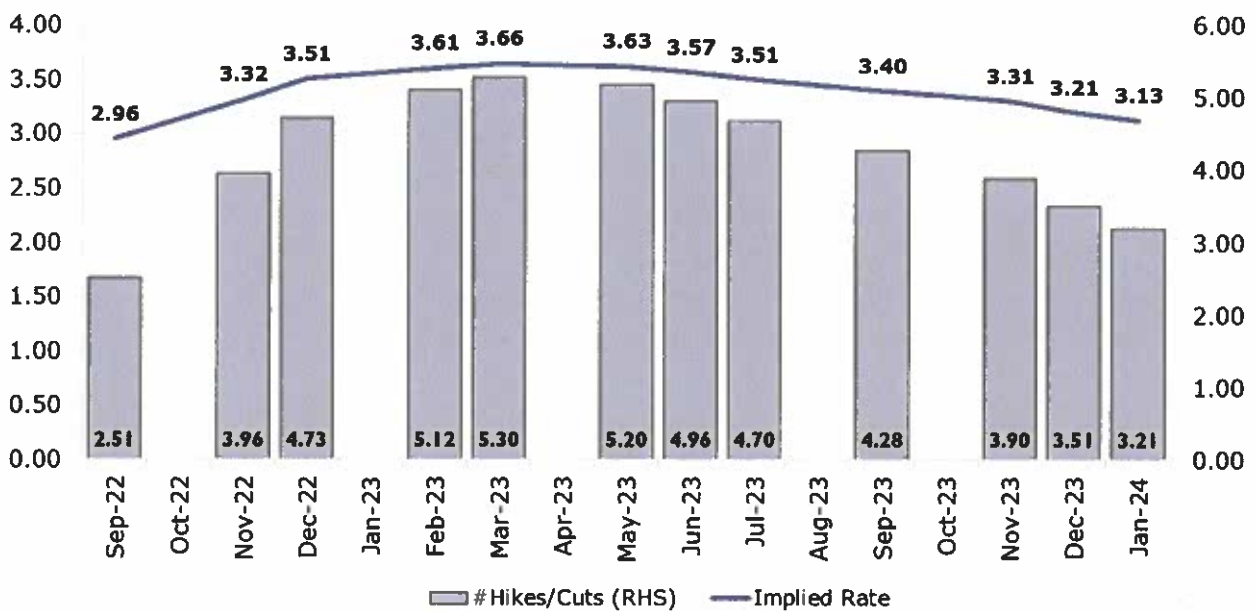
FLCLASS Investment Income Earned			
	\$ 1,000,000.00	\$ 1,500,000.00	\$ 2,000,000.00
1 month	\$ 1,708.72	\$ 2,629.53	\$ 3,506.04
3 months	\$ 3,617.99	\$ 5,459.63	\$ 7,279.50
6 months	\$ 4,592.53	\$ 6,888.79	\$ 9,185.05
9 months	\$ 4,848.32	\$ 7,272.48	\$ 9,696.64
1 year	\$ 5,015.18	\$ 7,522.76	\$ 10,030.35
Current Bank 0.06%			
1 month	\$ 50.00	\$ 75.00	\$ 100.00
3 months	\$ 150.00	\$ 225.00	\$ 300.00
6 months	\$ 300.00	\$ 450.00	\$ 600.00
9 months	\$ 450.00	\$ 675.00	\$ 900.00
1 year	\$ 600.00	\$ 900.00	\$ 1,200.00
Forward Looking Yields			
	2.50%	3.00%	3.50%
	\$ 25,000.00	\$ 30,000.00	\$ 35,000.00

As of August 18, 2022

Source: Public Trust Advisors. Data unaudited. Performance results for FLCLASS are shown net of all fees and expenses and reflect the reinvestment of dividends and other earnings. Many factors affect performance including changes in market conditions and interest rates and in response to other economic, political, or financial developments. Investment involves risk including the possible loss of principal. No assurance can be given that performance objectives of a given strategy will be achieved. Past performance is no guarantee of future results. Any financial and/or investment decision may incur losses. A 'AAAm' rating by S&P Global Rating obtained after S&P evaluates a number of factors including credit quality, market price exposure, and management. Ratings are subject to change and do not remove credit risk.



Market Based Probability of a Rate Hike



Each data point along the blue line represents the market-implied overnight rate after the corresponding FOMC meeting date. These rates are implied by the Federal Funds Futures contracts. The grey bars represent the number of 25 basis point rate hikes that are currently priced in.

Why FLCLASS?

The Benefits of Becoming a Participant



Benefits of Becoming a Participant



FLCLASS has no affiliations or revenue sharing arrangements to outside organizations; therefore, more investment income is returned to our Participants.

Return

- Competitive daily yields
- Interest compounds and pays daily

Liquidity

- Same-day liquidity (3:00 p.m. ET cut-off)
- Professionally managed portfolio

Convenience

- Effortless distributions to other public entities
- Direct deposit of state payments

Additional Features

Deposits by wire or ACH

Secure online access for transactions and account statements

Audited annually by an independent audit firm*

Dedicated Client Service representatives

*External audits may not catch all instances of accounting errors and do not provide an absolute guarantee of accuracy.

Online Portal Benefits

The Participant Portal is a secure, online transaction system that allows Florida governmental entities to conveniently manage their investments and access reporting.

Key Features:



Participant-to-Participant Transfers

Initiate transfers to other taxing entities with a FLCLASS account directly through the online portal.



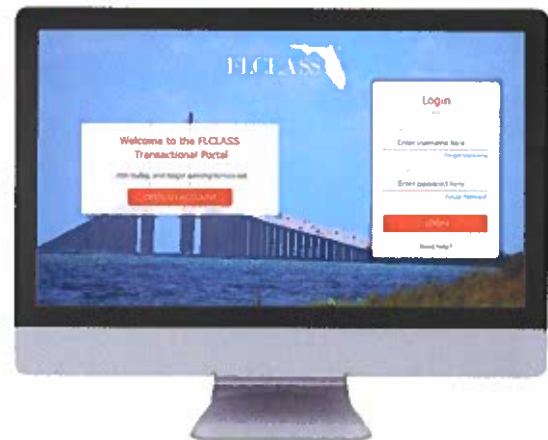
Unlimited Subaccounts

Set up as many dedicated subaccounts for your convenience for things like payroll or ad valorem.



Future Dated Transactions

Entering future dated transactions ensures timely release, even if you are out of the office.



Additional Features

No Fees, No Minimum Balance*

The convenience of a checking account without the fees or minimum balance requirements.



Unlimited Transactions

No limit on transactions and no transaction fees from FLCLASS.



Dual Authorization

Allows your entity to require the approval of two authorized individuals for online transactions.



*You may incur fees associated with wires and/or ACH transactions by your bank, but there will be no fees charged from FLCLASS for such transactions.

Your Resources

Our team is available online, via email, and over the phone to help with any questions you may have. For example, we can help with:

- 1 Rate information
- 2 New accounts
- 3 Adding subaccounts
- 4 Changes to existing accounts

FLCLASS Client Service Hours of Operation:

Monday – Friday 8:00 a.m. – 5:00 p.m. ET

Daily Cut-Off Time for Transactions:

3:00 p.m. ET



(844) 220-7600



www.flclass.com/client-services



clientservices@flclass.com



201 E. Pine Street, Ste 750
Orlando, FL 32801

How to Join

Enrolling in FLCLASS is simple. Visit www.flclass.com/document-center to download the enrollment documentation needed.

1 Step One

Complete the appropriate Participant Registration Packet for your entity.

- By Instrument of Adoption

-OR-

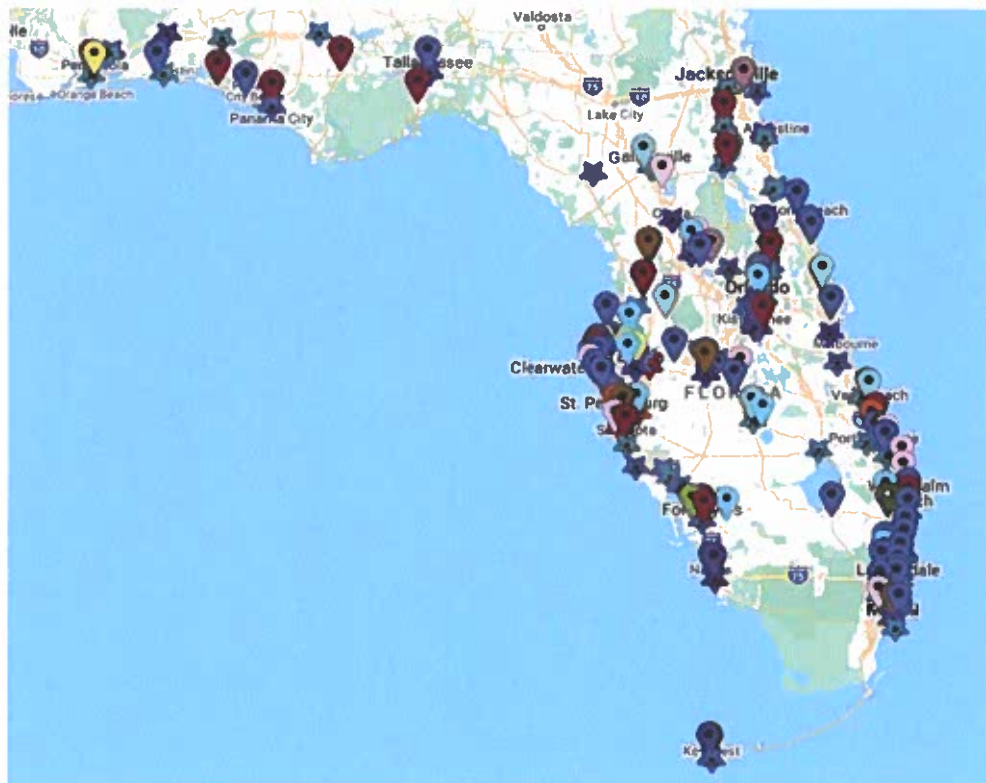
- By Resolution

2 Step Two

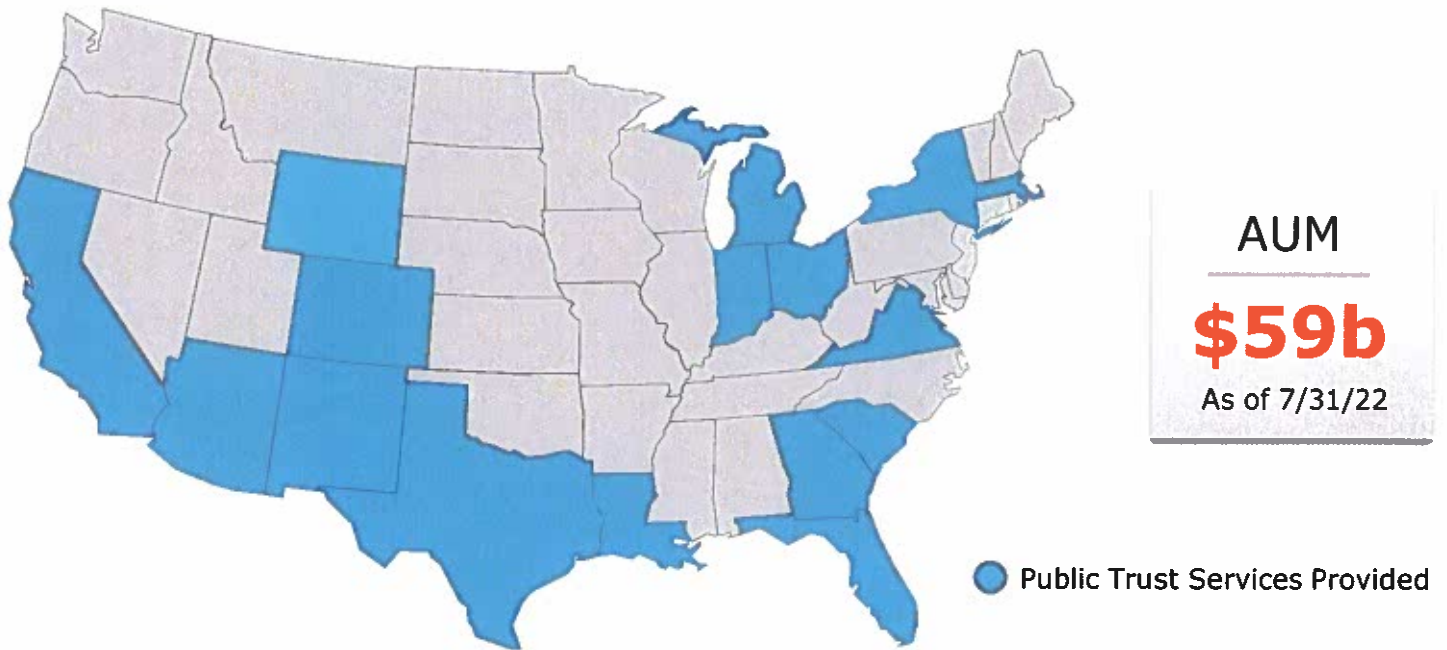
Ensure that you have completed the Authorized Contacts and Accounts to be Established Forms. Once your registration packet is complete, please send to the FLCLASS Client Service team by email at clientservices@flclass.com or via fax (844) 220-7900 (remember to keep your original forms for your records).

Participant Sampling

129 Florida Local Government Investors



Public Trust Advisors



Contact Us



Matt Tight

Vice President – Investment Advisory Services



Office: (407) 588-9667



Mobile: (407) 408-5572



matt.tight@flclass.com



201 E. Pine Street, Suite 750
Orlando, FL 32801

Disclosure

This presentation is for informational purposes only. All information is assumed to be correct, but the accuracy has not been confirmed and therefore is not guaranteed to be correct. Information is obtained from third party sources that may or may not be verified. The information presented should not be used in making any investment decisions and is not a recommendation to buy, sell, implement, or change any securities or investment strategy, function, or process. Any financial and/or investment decision should be made only after considerable research, consideration, and involvement with an experienced professional engaged for the specific purpose. All comments and discussion presented are purely based on opinion and assumptions, not fact. These assumptions may or may not be correct based on foreseen and unforeseen events. All calculations and results presented are for discussion purposes only and should not be used for making calculations and/or decisions. The data in this presentation is unaudited. Charts may not equal 100% due to rounding.

Performance results for FLCLASS are shown net of all fees and expenses and reflect the reinvestment of dividends and other earnings. Many factors affect performance including changes in market conditions and interest rates and in response to other economic, political, or financial developments. Investment involves risk including the possible loss of principal. No assurance can be given that the performance objectives of a given strategy will be achieved. **Past performance is not an indicator of future performance or results. Any financial and/or investment decision may incur losses.**

The investment advisor providing these services is Public Trust Advisors, LLC, an investment adviser registered with the U.S. Securities and Exchange Commission (SEC) under the Investment Advisers Act of 1940, as amended. Registration with the SEC does not imply a certain level of skill or training. Public Trust is required to maintain a written disclosure brochure of our background and business experience. If you would like to receive a copy of our current disclosure brochure, privacy policy, or code of ethics, please contact us.

**Approval to Distribute
\$50,000 to the Gadsden
Senior Services**

**City of Quincy
City Commission
Agenda Request**

Date of Meeting: March 14, 2023

Date Submitted: March 10, 2023

To: Honorable Mayor and Members
Of the Commission

From: Rob Nixon, City Manager
Marcia Carty, Finance Director

Subject: Approval to Distribute \$50,000 to the Gadsden Senior
Services

Background:

For many years the City of Quincy has supported community-based organizations which provide goods, services, and programs as a means of addressing quality-of-life challenges impacting our residents. On November 8, 2022, the City of Commission approved funding to the Gadsden Senior Services in the amount of \$50,000.

Statement of Issue:

On March 1, 2023, City Manager Robert Nixon received a letter from Gadsden Senior Services requesting funding distribution of \$50,000.

These funds are available in the Aid to Non-Profit Organizations line item. The GL number is 001-110-511-80820.

Recommendation:

Option 1: Approve to Distribute \$50,000 to Gadsden Senior Services.

Option 2: Provide Direction

Staff Recommendation:

Option 1: Approve to Distribute \$50,000 to Gadsden Senior Services.

Attachment(s):



79 LaSalle Leffall Drive, Quincy, Florida 32351
Phone (850) 627-9758 Fax (850) 875-4524

March 1, 2023

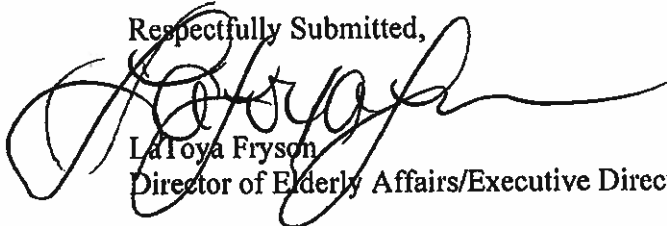
City of Quincy
ATTN: Robert Nixon, City Manager
404 W Jefferson St.
Quincy, Florida 32351

Mr. Nixon,

Please find the attached Gadsden Senior Services' 4th quarter non-profit funding distribution request in the amount of \$50,000 and our program and services narrative. Also attached is our weekly schedule set up that presents what we are doing and activities we are planning to engage in. I have also provided you a list of the City of Quincy residents that participated in the Congregate Meals, Nutrition Education and Transportation for the 4th quarter.

Thank you for your continued support of Gadsden Senior Services, Inc.

Respectfully Submitted,



LaToya Fryson
Director of Elderly Affairs/Executive Director



INVOICE #2

February 28, 2023

City of Quincy
Finance Department
404 W. Jefferson St.
Quincy, FL 32351

Qty	Description	Unit Price	Line Total
1	Donation to the Gadsden Senior Services	1	\$50,000.00
Subtotal			\$50,000.00
Sales Tax			
Total			\$50,000.00

Make check payable to Gadsden Senior Services and mail to:
Gadsden Senior Services
 79 Lasalle Leffall Dr.
 Quincy, FL 32351

Telephone: (850) 627-9758



79 LaSalle Leffall Drive, Quincy, Florida 32351
Phone (850) 627-9758 Fax (850) 875-4524

March 1, 2023

How is the funding from being spent?

Gadsden Senior Services continues the legacy of planning, coordinating, and advocating for programs and services that promote the independence, dignity, health and wellbeing of seniors and caregivers. Gadsden County Seniors find joy in coming down to the Simon Scott Building for their daily routine and activities. You will notice if you drive by the parking lot is full so the seniors uniquely create their own parking spaces around the building. At the Center, you will find sisters, mother and daughters, cousins, best friends, husband and wives, widows, widowers and those that just dropped in and ended up staying.

There is a full array of activities and celebrations that occur. Seniors began to arrive as early as 8am eager, excited, and ready for the day's activities. Daily routine includes light breakfast and fellowship, Inspirational moments, and exercising. The daily activities board is updated each day so there are no surprises of the day's events. After the normal routine, the seniors indulge in the center activity for the day. This past quarter funding has afforded the seniors with opportunities such as:

- Guest speakers, providing educational information on nutrition, elder abuse, Alzheimer/dementia, assistance with health insurance, local pastors, etc.
- Creative arts and craft (making wreaths, baskets, mask, pillow stuffing)
- Movies (Seniors had the opportunity to enjoy movies at the Movie theater)
- Bowling at Capital Lanes in Tallahassee
- County wide Trunk of Treats providing candy to the children for Halloween
- Fish Frys, Ice Cream socials and purchase of healthy snacks for the centers from Sam's Club
- Lunch Outings and Catered Lunches
- Thanksgiving Turkeys for Seniors
- Float Decorations for the Christmas Parade
- Out of town outing to the James Brown Museum in Augusta Georgia.
- Christmas Celebration in Collaboration with the City and County for Seniors of Gadsden County
- Application Renewal/Updates for Solicitation and fingerprinting
- Gift cards for prizes for senior games and activities
- Other Expenses for special programs such as Western Day, Talent Show (prizes)
- Minor repairs to kitchen oven where the senior meals are heated daily.

How many Citizens were served during this time?

Gadsden Senior Services continues to serve well over 500+ seniors in this community. With programs already in existence in Chattahoochee, we are extending services to Havana Florida. It is our goal to serve as many seniors as we can reach near and far across this county. This past year has been busy. We are confident that the programs and services the Gadsden Senior Services provide are setting trends, meeting goals, and addressing the needs of our seniors. Just this past quarter we have seen the center participants grow from 45 to just over 60. In this quarter there have been over 1500 meals served and over 700 transport trips to and from the center and outings. Funds are used to allow this organization to reach and make immediate contributions to the lives of the senior citizens in Gadsden County.

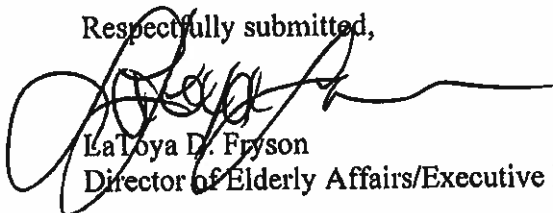
How has this funding improved the lives of the citizens served?

The Center is available to the seniors Monday-Friday. Even though every day is full of joy, Fridays provide an extra layer of excitement as this is the day of celebration. Whether it is celebrating a birthday, a new grandchild, an accomplishment, senior spotlight or just simple hanging out. The seniors get to end their week of fun, fellowship and a hot meal. The resources and programs available at the center are to enhance the lives of our senior citizens. Statistical data provided by the US Census Bureau previously predicted upward trending data that shows the rise in the population of Baby Boomers in the years to come. The impact of that rapid rise is starting to be felt across the United States through human services, health care, and the workforce. In Florida, as the population ages, the needs of that population will change, placing a greater demand on local communities to meet those needs. We are focused on developing long-range plans that address the social and health needs of seniors while creatively addressing the needs of the senior communities. The funding has allowed the Gadsden Senior Services to put programs in place and avail resources for senior to live active abundant lives all while developing socially, mentally and physically.

It is our hope that you find this information beneficial for the use of the funds provided. As indicated we are a growing organization and it is our position to create a long-standing programs that will be around for years to come for the seniors of Gadsden County.

Please advise should you need any additional information.

Respectfully submitted,



LaLoya D. Fryson
Director of Elderly Affairs/Executive Director

GADSDEN COUNTY SENIOR CITIZEN FOUNDATION

WEEKLY PROGRAMS

79 Lasalle Leffall Drive Quincy, Florida 32351

Daily Schedule of Events

MONDAY	TUESDAY	WEDNESDAY	THURSDAY	FRIDAY	SATURDAY
Breakfast & Fellowship Announcements Inspirational Moment Zumba Exercise Activity: Chef Demonstrations on Healthy Eating Lunch Fellowship & Depart	Breakfast & Fellowship Announcements Inspirational Moment Uniper Exercise & Walk Activity: Spa Day (Seniors pampering Time) Lunch Fellowship & Depart	TDM Technology Teaching seniors how to use technology (Bring your cellphones, tablets & laptop) "Beyond Bingo" Casino Night & Spade Tournament	Silver Sneakers Group: Meet at gym to workout Activity: Speaker: SHINE representative Lunch Pickle Ball Demonstration with Charles Kummer	Announcements Birthday/Spotlight Celebration Lunch Diamond Tours: Pigeon Forge & Smokey Mountain Show Trip planning	Senior Bowling Capital Lanes
					SUNDAY
Breakfast & Fellowship Announcements Inspirational Moment Zumba Exercise Activity: Sip & Paint Lunch Beyond Needs Shopping Excursion (Grocery) Fellowship & Depart	Breakfast & Fellowship Outing Meek-Eaton Black Archives Museum Lunch: Golden Corral "Sounds of Motown" Experience	Silver Sneakers Group: Meet at Gym Zumba Exercise Activity: Mask Bedazzle and Madi Gras Celebration Louisiana Cuisine Lunch Fellowship & Depart	Breakfast & Fellowship Announcements Inspirational Moment Uniper Exercise & Walk Activity: Alzheimer Series: The Brain Bus. Effective communication, Healthy Living Lunch Fellowship & Depart	Outing Destin, Florida Captain Anderson Dinner Cruise	

**CLIENT CONGREGATE MEALS
QUINCY RESIDENTS**

Last Name	First Name	CIRTS#	TOTAL
BRADWELL	RUTHIE		5
BRYANT	CYNTHIA		8
CLARY	DRITCHES		2
CREWS	GLORIA		6
CULVER	BETTY		6
DANIELS	RUDOLPH		11
DIGGS	SALLIE		6
DILWORTH	BETTY		6
GREEN	ORA		11
GRIMES	CLAUDETTE		3
HICKS	DOROTHY		11
JACKSON	ROSE M.		7
LAMBERT	ALMA		9
LEWIS	BARBARA		11
MARTIN	ROSETTA		10
MCFARLAND	BARBARA		1
NWOKEJI	JOSEPHINE		5
POWELL	AGNES		2
RAY	MARY		5
RUSH	EDWIN		6
RUSH	LURETHA		6
SMITH	ANNETTE		6
SMOAK	DOROTHY		4
WELLS	LILLIAN		9
WILLIAMS	ARLETHA		2
YOUNG	JOETTER		7

**CLIENT NUTRITION EDUCATION
QUINCY RESIDENTS**

Last Name	First Name	CIRTS#	MONTHLY TOTAL
BRADWEL	RUTHIE MAE		2
BRYANT	CYNTHIA		2
CULVER	BETTY		2
DANIELS	RUDOLPH		2
DIGGS	SALLIE		2
DILWORTH	BETTY		2
FIELDS	PAULINE		2
GREEN	ORA		2
GRIMES	CLAUDETTE		1
HICKS	DOROTHY		2
JACKSON	ROSA M.		2
LAMBERT	ALMA		2
LEWIS	BARBARA		2
MARTIN	ROSETTA		2
MCFARLANE	BARBARA		1
NWOKEJI	JOSEPHINE		2
POWELL	AGNES		1
RUSH	EDWIN		2
RUSH	LURETHA		2
SMITH	ANNETTE		2
SMOAK	DOROTHY		1
WELLS	LILLIAN		2
WILLIAMS	ARLETHA		2
WILLIAMS	MARILYN		2
YOUNG	JOETTER		2

**CLIENT TRANSPORTATION
QUINCY RESIDENTS**

DANIELS	RUDOLPH		24
GRIMES	CLAUDETTE		8
JACKSON	ROSE M.		10
LEWIS	BARBARA		24
NWOKEJI	JOSEPHINE		12



Introduction

The operation and management of Gadsden County Senior Citizen Foundation (The Foundation) is located at the Simon L. Scott Senior Center (79 LaSalle Lefall Drive Quincy, Florida) was built and designed in 1989 by funds provided through the Departments of Health and Rehabilitative Services, and Natural Resources jointly; to provide the first facility for senior citizens that HRS and DNR have jointly funded. It is a little under 5000 square foot facility and currently in 2022, is being used as a multi-use, senior gathering place and activity center.

The mission of Gadsden County Senior Citizen Foundation is to advocate, plan, implement, and monitor programs in health & fitness, education, recreation, and social services which promote longevity, independence, dignity, and choice for our senior citizens.

The goal of the agency is to enhance the quality of life for older adults and their families throughout Gadsden County by partnering with the six (6) municipal government entities. The agency accomplishes this goal through widespread distribution of information about the variety of services and programs offered through The Foundation.

The Foundation operational/business plan was made by community partners and developed from input of seniors within the community. We expect that the implementation of the plan will address some of the issues and trends we are seeing now and expect to see in the coming years.

The Foundation's plan promotes outreach, education and engagement of seniors. And our focus is on the following areas of concern identified by participating seniors:

- Create, promote and enhance (evidence-based) activities and learning opportunities.
- Address mental health issues such as stress, anxiety, depression and loneliness.
- Enhance the senior group field trips, through fun and enjoyable social involvement.
- Placing closer attention to the screening and assessment of potential senior program participants.
- Increasing our Meals-On-Wheels program to cover the entire county
- Enhancing the agencies health support group
- Enhancing the education group
- Providing more recreation opportunities
- Providing more nutritional educational services
- Educating seniors of the Low-Income Home Energy Assistance Program

The Foundation believes it's important for seniors to stay active for their overall physical and mental health, while learning new things and socializing with others. The primary place to do this for many of Gadsden County seniors is the Senior Center where evidence-based programs are offered. "There is endless potential at the Simon L. Scott Senior Center".

The Continuum of Care – (Home Health Agency)

Gadsden Senior Services Inc. (GSS Inc.) has provided in-home health care for seniors in Gadsden County for over 25 years. GSS Inc. will transition as a provider to The Foundation which will manage and operate as a Home Health Agency, which will move to provide a system described as “Continuum of Care”, focusing on becoming a licensed Home Health Agency for Gadsden County that can facilitate the need for our community. The Foundation Home Health Agency will provide in-home care for qualified seniors that include homemaking, companionship, and personal care.

GSS has provided home health services through Advantage Aging Solutions of North Florida and several different insurance companies for several years and by transitioning to The Foundation; a stronger seamless operation will evolve. The financial support and oversight through BOCC’s Elderly Affairs Department will assist The Foundation with hiring qualified Certified Nursing Assistants (CNA), Home Health Aides (HHA) and Direct Service Workers (DSW). The Foundation will manage and operate the Congregate Site and Home Health Agency component through funds generated through billing and allocated by Gadsden County BOCC’s and The City of Quincy.

Specifically, **“Continuum of Care”** will allow for services to be provided in the home, as well as providing for a transitional system, as the senior starts to feel better they can engage in activities with other seniors at the Simon L. Scott Senior Center. The Continuum of Care system will allow caregivers some freedom of movement and trust that their loved ones are in good hands.

Gadsden County, for the past 100 plus years is still one of the Big Bend areas safest and most community involved counties in Florida, with a population a little under 50,000, spanning over 75 square miles. Gadsden County is known for its sound environmental stewardship and a respect for diversity. Planning is a hallmark of the County, not only in physical terms of the county’s development, but also in delivering high quality programming, services and facilities.

Description of Business

Gadsden Senior Services has maintained a sustainable operation for well over 30 years, providing programs and services that promote longevity in our seniors. State statistics show seniors 60 and over is growing each year. GSS is preparing to transition the management and operation to The Foundation to create a stronger partnership with the 6 municipal government entities and develop a strategic plan to enhance programs and services for seniors. Through this partnership The Foundation will offer a range of programs and services to Gadsden County seniors to enhance the community’s quality of life. These programs and services will be expansions of existing programs offered at the Simon L. Scott Senior Center or ones not presently offered. Listed below are proposed programs:

- Senior Citizen Activity Center
- Adult Day Care Center
- Arts & Craft Studio

- Kitchen/Dining Area
- Health & Fitness Classes
- Sewing Classes
- Multi-Media Center (Technology Classes)
- Dance Classes
- Recreational Programs (Shuffleboard, Ping Pong, Board games etc.)
- Movie Theater
- Gardening
- Workshops
- In-Home Care (w/ transitioning into congregate services)

The Center will operate from 8:30 AM to 6:30 PM; operating with staggered class activities to accommodate all seniors in the County. Like the City's recreation facilities, it will be open every day of the year except holidays. However, unlike other facilities, it will be only available for our seniors over 60. The Foundation's in home services will operate Monday through Friday 7 AM to 6 PM and Saturday and Sunday by appointments.

For many seniors who are not connected to the Senior Center, the name "senior" center has conjured up feelings that the Center is "for old people." We heard this during the needs assessment process and have heard it when serving seniors through senior, adult & family outreach efforts. The name is outdated and does not reflect the seniors of today. The center name should be changed to reflect the vibrant individuals over 60 years of age who use it.

The Foundation plan to work with other organizations in the county to develop workshops that will educate people about "Living Your Best Life!" The target audiences should not just be seniors over 60, but those approaching their 60's as well as children of seniors.

Some of the workshop's topics:

- Health
- Insurance Coverage
- State, City and County Programs
- Legal Issues
- Property Issues
- Scam Prevention
- Financial Education
- Social Security

To achieve the vision of Gadsden County Board of County Commission the following priority targeted areas were identified:

1. Education - Support information and assistance to older adults on topics such as financial, legal, insurance, advocacy, and policy issues.
2. In-Home Care – Support the need of caregivers by providing services to temporary or permanently homebound seniors and allow for transitional congregate services.

3. **Mental and Physical Health** - Support programs and services designed to enhance cognitive, emotional, and physical health of older adults.
4. **Recreation and Leisure Programs** - Promote physical and social health in older adults through recreation and leisure opportunities.
5. **Transportation** - Support effective transportation to programs offered through-out the county and at the Senior Center.

Through the community planning process, an assessment of these priority services was conducted and 20 strategies within the five priority areas were identified to address current and emerging needs of Gadsden County senior population. A five-year Implementation Matrix was developed to meet the strategies and goals identified in the Senior Plan.

All Areas

- Develop a multifaceted marketing program to increase awareness of programs and services for seniors and their families available at Simon L. Scott senior center and through community resources.
- Seek funds for programs and services through grants and donations.
- Expand The Foundation's senior resources and services by adding an additional facility to accommodate fitness, arts and craft, sewing, music, poem writing and reading, and horticulture classes.
- Conduct a needs assessment for priority areas.
- Provide education on issues important to seniors and their families in each of the four priority areas.
- Develop a coordinated senior volunteer program with County and community agencies.

In-Home Services

- Expand and grow as a strong sustainable Home Health Agency with qualified Registered Nurse (RN), Certified Nursing Assistant (CNA), Home Health Aide (HHA), and Direct Service Worker (DSW). Through these health professionals Gadsden County will be a statewide model for senior service providers to see and develop their senior plan.

Education

- Increase partnerships with other agencies and organizations to coordinate senior services and funding. (Gadsden County School Board)
- Review best practices and models for provision of financial, legal, insurance services and advocacy.
- Develop new programs to support seniors through retirement and career transitions.

Mental and Physical Health

- Create an outcome survey to measure effectiveness of community referrals.
- Enhance health and wellness programs for seniors.

Recreation and Leisure

- Expand recreational programs and activities to increase social group interactions among seniors.

Transportation

- Coordinate with local nonprofits and transportation providers to develop a comprehensive transportation guide for County residents.
- Support the addition of County staff to perform senior mobility management services to coordinate with and connect local and regional transit organizations providing service to Gadsden County

Gadsden Senior Services and Gadsden County Board of County Commissioners began development of a Senior Center Services Plan to identify priority services for the County's seniors. Between 1989 and 2022, the County has developed and partnered with Gadsden Senior Services Inc., a non-profit organization created to implement a community planning process to provide senior program services. The primary goal of this partnership was to identify and support policies and practices that strengthen the emotional, cognitive, physical, and social health of the County's senior population.

Gadsden Senior Services Inc. provide a wide variety of social, recreational and wellness programs for seniors, including health, nutrition and outreach services through community collaborations. Annually, there are approximately 1,200 participants visit and participate in programs provided by GSS Inc. which is only about 3% of our senior population. GSS and Gadsden County BOCC believe that this percentage should be over 40%; this is the why. Through the new Foundation under the County's Elderly Affairs Department, resources along with governmental connections a seamless operation can be better achieved.

Project Objectives

In developing Gadsden County BOCC Elderly Affairs Department Strategic Plan; The Foundation created nine standards to be outlined within the 2023 year.

Standard 1: Purpose

PRINCIPLE: A senior center shall have a written statement of its mission consistent with the senior center philosophy. It shall also have a written statement of its goals and objectives based on its mission and on the needs and interests of older adults in its community or service area. A senior center shall have written action plans that describe how its program will achieve goals and objectives. These statements shall be used to guide the character and direction of the senior center's operation and program.

Working together with community leaders, a senior center must define its purpose. Without this, there is no foundation of what you stand for, the principles upon which you stand, nor for where you intend to go in the future.

The primary way to define your purpose is to develop a mission statement. Your mission should be consistent with your philosophy as a center.

Separate from the mission statement should be identified goals and objectives, and an action plan describing how these goals and objectives will be accomplished.

With these things established, you have the framework for communicating who you are in your community. Knowing purpose gives direction to staff, volunteers, board members, and participants as to where you are heading. In this effort, find meaningful ways to be inclusive of center participants, volunteers, governing members, staff, community organizations, funding agencies, and even businesses with which you work.

Thinking and talking with others can help assure that the senior center's plans are realistic and appropriate and have support in action. Broad involvement of the community helps connect the community to the senior center and to build new partnerships.

Standard 2: Community

PRINCIPLE: A senior center shall participate in cooperative community planning, establish service delivery arrangements with other community agencies and organizations, and serve as a focal point in the community. A senior center shall be a source of public information, community education, advocacy, and opportunities for older adults.

As community focal points, senior centers act as a resource for the entire community. In addition to providing services and activities for older adults that reflect the community's diversity, they link participants with resources offered by other agencies. Through community linkages, the senior center plays a leadership role in developing innovative approaches to address aging issues in the community.

By establishing relationships with other service providers, the senior center helps make the service system more responsive to older adults:

- Assess your senior center's involvement in community planning with other community agencies and organizations.
- Identify agencies, organizations, and individual providers who offer services to older adults in your community.
- Make arrangements with them for mutual referrals and cooperative service provision. Create written agreements that clarify roles.

When appropriate, encourage providers to deliver their services at the senior center to make their services more accessible to the community's older population. Or arrange for the senior center to use the facilities of other organizations to provide services.

As a focal point and advocate for older adults, the senior center must provide information to the community and center participants about its programs and about aging issues. Developing and using a marketing plan is the best way to accomplish this and help promote a positive understanding of aging in the community.

As part of their role in the community, senior centers provide field training and educational opportunities for interns in the aging field. To the extent practical and ethical, senior centers conduct or take part in research that advances knowledge about senior centers and aging.

Standard 3: Governance

PRINCIPLE: A senior center shall be organized to create effective relationships among participants, staff, governing structure, and the community in order to achieve its mission and goals. The organizational structure of a senior center is vital to its success.

Effective relationships among the various levels of the organization allow the senior center to carry out its mission, goals, and objectives. Communication between sponsoring agencies, administration, volunteers, and center members assures that all are in agreement with regard to direction and plans.

Participant involvement is basic and allows the integrity that ensures a course of action that is responsive to the most important element--those who are served. Governing documents should reflect clarity of vision in simple, easy-to-understand language and must be reviewed regularly.

Using these documents, the advisory boards can perform a variety of roles from advice to feedback. Management needs to be receptive to counsel and open for advice. Standards and policies facilitate uniformity and fairness--important elements when dealing with a variety of personalities.

Standard 4: Administration and Human Resources

PRINCIPLE: A senior center shall have clear administrative and human resources policies and procedures that contribute to the effective management of its operation. It shall be staffed by qualified personnel--paid and volunteer--capable of implementing its program.

In order to efficiently and effectively run a senior center, a qualified administrator is responsible for day-to-day senior center management. This person is the "backbone" to the organization and carries much of the responsibility for delegation of tasks, accountability to governing structures, keeping lines of communication open within the center and the community, handling budget concerns, emergency arrangements, staff, and program development.

Fair human resources policies and practices enhance staff morale and promote positive cooperative effort. Clear job descriptions allow staff and volunteers to understand job expectations and boundaries. Training and educational opportunities allow staff and volunteers to experience personal growth, and to develop professional skills needed to carry out the goals, objectives, and philosophy of the center.

Standard 5: Program Planning

PRINCIPLE: A senior center shall provide a broad range of group and individual activities and services that respond to the needs and interests of older adults, families, and caregivers in its community or service area. Program planning evolves from reflection on your mission. What business are we in, where are we going, and how are we going to get there?

Programs are the strategies that carry out your goals and objectives. Many questions need to be answered before implementing programs to make certain that programs are relevant: Who is the population to be served? What changes have taken place in the demographics of my community to which we need to respond? What are the trends in our field that hold true across geographic regions? What programs are dying, what interests are emerging?

Examine the suggestions and needs expressed by the participants and other stakeholders, such as family members, staff, volunteers, businesses, and community agencies. Consider what strategies are feasible and what the priorities are. What resources are available or can be garnered to address the needs? A well-thought-out plan often attracts resources.

Today's seniors span several generations, creating a wide range of physical, cognitive, cultural, and geographical aspects to consider. Program implementation may involve not only planning programs at your center but in a variety of settings to reach different audiences. Activities and services shall promote personal growth and respond to individual differences. Outreach and marketing are integral parts of your programming. When all these elements come together, a cohesive meaningful program will emerge.

Standard 6: Evaluation

PRINCIPLE: A senior center shall have appropriate and adequate arrangements to evaluate and report on its operation and program. Through the self-assessment process, a senior center looks at its ways of work.

One of the steps in the assessment process is evaluation. In the evaluation section one looks at methods of evaluation, what areas are evaluated, who is responsible, and how the information is used. The evaluation may be used to measure accomplishments or to uncover program or operational problems. It is part of a planning cycle. It may be an overall assessment of the center's operation or an examination of one aspect of its program. For example, an evaluation could measure participants' satisfaction with a service or activity.

Evaluations can be quantitative (number of people served, service units provided) or qualitative (the impact of the program on the people it serves). More and more, evaluations are called upon to have outcome measures—what quantitative and qualitative difference did the program make?

The senior center's administrator and its governing structure are responsible for ensuring evaluations are done on a regular basis, that appropriate individuals are involved, and that a report is prepared with information from the evaluation. A committee could be formed to perform periodic formal or informal evaluations. Occasionally, an outside evaluation consultant may be used.

If you are already doing these types of evaluations, you are on your way to accreditation. If not, now is a good time to start. Make it your New Year's resolution to evaluate one program a month. You and the members of your center will be glad you did.

Standard 7: Fiscal Management

PRINCIPLE: A senior center shall practice sound fiscal planning and management, financial record keeping, and reporting. Because of the multiple streams of funding, fiscal management can be complex and arduous. However, the lifeblood of the senior center is highly dependent on sound fiscal planning and management, fiscal record keeping, and reporting.

Oftentimes, a professional is designated to track funds and to help the administrator and governing structure keep track of the center's budgetary needs. Senior centers' financial operations should conform to all applicable legal and administrative requirements. Senior centers must meet community expectations that its funds are properly and efficiently used.

Standard 8: Records and Reports

PRINCIPLE: A senior center shall keep complete records required to operate, plan, and review its program. It shall regularly prepare and circulate reports to inform its governing structure, its participants, staff, funders, public officials, and the general public about all aspects of its operation and program.

Accurate record keeping and reports are essential for the management of a senior center. Participant, program, and administrative records are instruments used to identify who uses the center, the scope of activities and services offered by the center, and to help in the management of the center's operation.

All records are to be reviewed regularly by designated staff for evaluation and continued appropriateness. Because of the content of these records and reports, it is imperative that they are kept confidential. Confidential procedures must include a system for secure storage, limiting access to others, protection of clients, and a release of information system.

Standard 9: Facility

PRINCIPLE: A senior center shall make use of facilities that promote effective program operation and that provide for the health, safety, and comfort of participants, staff, and community.

Have you ever wished you could look at your building with an unbiased eye? See the rooms as a stranger sees them? This is the opportunity you will have when you do the self-assessment and work on standard nine. A panel from the community, serving as the self-assessment committee, can become the unbiased eyes.

A very important aspect of a senior center is the safety of the building. A committee from outside the center may raise questions you have not thought about or were apprehensive about asking.

Many times, committee members will bring items to the attention of your Board of Directors more effectively than you can. Educating a board of directors about the needs of the center is one of the benefits of doing the self-assessment. So rather than seeing it as a report card grading you, view it as an opportunity to get that new sign, the additional space, or even a new building you have been wanting.

SUMMARY:

Through The Foundation new partnership will be established and there will be more oversight along with additional financial support that will jump-start and enhance growth. The growth will be noticeable throughout the community by empowering seniors and their caregivers to live active, healthy lives to improve their mental and physical health status.

Senior Programs provides a wide variety of essential social services and programs to the senior community through federal, state and locally funded budgets. As well as providing our clients in-home services to help clients maintain their dignity, security, and independence. Our services are provided through staff, volunteers, friends, and family members working to keep families together. We are committed to increasing the level and variety of services to the elderly and disabled residents of Gadsden County through needs assessment, outside resources and community partnerships.

The Foundation will engage the community to spark the once active population of residents 60 and older. Providing social activities and health and wellness programs that will help older adults of all physical abilities get the most out of life.

Gadsden County BOCC and The Foundation at the Simon L. Senior Center flourishes through the support of Gadsden taxpayers and active participants from beyond the county borders who donate time, expertise, and money. The relaxed and supportive atmosphere of the Center is reinforced by a legion of volunteers whose teamwork exhibits the philosophy that, "one person can make a difference." The Center that provides senior service, initiatives, and activities.

FUNDING REQUEST:

The Gadsden County Senior Citizen Foundation is requesting \$50,000 to be allocated for senior citizens participating in and receiving services through the Foundation. The Foundation is requesting a letter of support from the City of Quincy to be submitted with several different grants relating to elderly services.

NOTE: All funds can be maintained by the City Manager, which will receive a request from the Foundation each month for services provided to City of Quincy residents only. The invoice will include the participants name, address, and activities for the month. The rates for each service received for the month will be listed on the invoice.

Services Include:

- Arts & Craft Studio
- Health & Fitness Classes
- Sewing Classes
- Multi-Media Center (Technology Classes)
- Dance Classes
- Recreational Programs (Shuffleboard, Ping Pong, Board games etc.)
- Movie Theater
- Gardening
- Workshops
- In-Home Care (w/ transitioning into congregate services)
- Meals on Wheels
- Work Shops

Thank you for the opportunity to make this request on behalf of the City of Quincy Senior Citizens that participate in programs, and the seniors that receive services provided by the Gadsden County Senior Citizen Foundation.