



CELEBRATING

2024 BLACK HISTORY MONTH
THEME: AFRICAN **AMERICANS** AND **THE ARTS**

404 West Jefferson Street
Quincy, Florida 32351
www.myquincy.net

Regular City Commission Meeting

Tuesday, February 13, 2024
6:00 PM
City Hall Commission Chamber

City Commissioners

Mayor Freida Bass-Prieto – District IV
Mayor Pro-Tem Angela G. Sapp – District II
Commissioner Dr. Robin Wood – District I
Commissioner Ronte R. Harris – District III
Commissioner Dr. Beverly A. Nash – District V

"An All-American City in the Heart of Florida's Future"



City Commission Meeting
Tuesday, February 13, 2024
6: 00 PM
City Hall
Commission Chamber

AGENDA

Call to Order

Invocation

Donny Young, Pastor of Healing Miracle Temple COGIC

Pledge of Allegiance

Roll Call

Approval of Agenda

Proclamation

Honoring Black History Month

- Freida Bass-Prieto, Mayor

Special Presentation

1. Legislative Updates
 - Robert Nixon, City Manager
 - Sheila Knowles, Lobbyists
2. Apalachee Regional Planning Council Updates
 - Robert Nixon, City Manager
 - Marion Knowles, ARPC Graduate Assistant
 - Caroline Smith, ARPC Economic Development Manager

Items for Consent by the Commission

3. Approval of the Regular Commission Meeting Minutes of December 12, 2023
 - Janice Shackelford, City Clerk
- Approval of the Special Meeting of December 23, 2023

- Janice Shackelford, City Clerk
- 4. Approval of September 2023 Financials
 - Robert Nixon, City Manager
 - Amanda Matthews, Sr. Accountant
- 5. Approval of October 2023 Financials
 - Robert Nixon, City Manager
 - Amanda Matthews, Sr. Accountant

COMMENTS FROM THE AUDIENCE (3 Minute Limit)

Public Hearings and Ordinances as Scheduled or Agendaed

Public Opportunity to Speak on Commission Propositions – (Pursuant to Sec. 286.0114, Florida Statue and subject to the limitations of Sec. 286.0114(3)(a), Florida Statute)

Resolutions

- 6. Resolution 1456-2024 - Black History Parade
 - Robert Nixon, City Manager
 - Carlos Hill, Acting Police Chief
- 7. Resolution 1457-2024 – Concluding the Investigatory Proceedings
 - Gary A. Roberts, City Attorney

Reports, Requests, and Communications by the City Manager

- 8. Approval and Signing of Interlocal Fire & Rescue Service Agreement Between City of Quincy and Gadsden County
 - Robert Nixon, City Manager
 - Anthony Baker, Fire Chief
- 9. Proposed Utility Fees Adjustment
 - Robert Nixon, City Manager
 - Richard Ash, Utilities Director
- 10. Approval of Florida Power & Light Transmission Service Agreement
 - Robert Nixon, City Manager
 - Richard Ash, Utilities Director
- 11. Quincy Police Department Updates
 - Robert Nixon, City Manager
 - Carlos Hill, Acting Police Chief

Reports by Boards and Committees

Other Items Requested to be Agendaed by Commission Member(s), the City Manager and Other City Officials

12. Black History Program
 - Freida Bass-Prieto, Mayor
13. Performance Reviews
 - Freida Bass-Prieto, Mayor

Comments

- City Manager
- City Clerk
- City Attorney
- Commission Members

Adjournment

Title XIX: PUBLIC BUSINESS - Chapter 286 - PUBLIC BUSINESS: MISCELLANEOUS PROVISIONS -
SECTION 0105 - Notices of meetings and hearings must advise that a record is required to appeal.

286.0105 - Notices of meetings and hearings must advise that a record is required to appeal. Each board, commission, or agency of this state or of any political subdivision thereof shall include in the notice of any meeting or hearing if notice of the meeting or hearing is required, of such board, commission, or agency, conspicuously on such notice, the advice that, if a person decides to appeal any decision made by the board, agency, or commission with respect to any matter considered at such meeting or hearing.

Proclamation
Honoring Black History Month



MAYOR'S PROCLAMATION HONORING **BLACK HISTORY MONTH**

WHEREAS, the Washington County Board of Commissioners takes pride in recognizing February 2024 as Black History Month, honoring the many notable contributions that people of African descent have made to our country; and

WHEREAS, we celebrate the diversity of Black people in the City of Quincy and the Black diaspora, whether they self-identify as African, African American, Afro-Latino, Afro-Caribbean, or Black; and

WHEREAS, we celebrate this year's Black History Month theme of "African Americans and the Arts," shining a light on visual and performing arts, literature, fashion, folklore, language, film, music, architecture, culinary and other forms of cultural expression in which the African American influence has been paramount; and

WHEREAS, artistic and cultural movements such as the New Negro, Black Arts, Black Renaissance, Hip-Hop and Afrofuturism, have been led by people of African descent and set the standard for popular trends around the world; and

WHEREAS, the Afrofuturism movement has evolved over the past 30 years to define cultural and artistic productions that imagine a future for Black people without oppressive systems and examines how Black history and knowledge intersects with technology and science; and

WHEREAS, today and every day, we celebrate African Americans and the Arts, and encourage all people to recognize and confront systemic racism in our neighborhoods and the wider community by standing in the gap at every opportunity, bridging barriers with fearlessness and determination to fight against racism and bigotry and improve representation of Black people, not only in the arts but all facets of our society.

NOW, THEREFORE, BE IT PROCLAIMED that I, Freida Bass-Prieto, Mayor of the City of Quincy, Florida, along with my colleagues of the City of Quincy Commission, Mayor Pro-Tem Angela G. Sapp, Candidate, District 2; Commissioner Dr. Robin Wood, District 1; Commissioner Ronte Harris, District 3; and Commissioner Dr. Beverly Nash, District 5, and all of the citizens of the City of Quincy, do hereby proclaim and observe February 2024 as Black History Month and encourage the local citizenry to participate in activities that foster awareness and appreciation of African Americans' contributions to shaping the history of the City of Quincy.

Dated this 13th day of February 2024

Freida Bass-Prieto
Mayor

Robert Nixon, City Manager

Janice Shackelford, City Clerk

Special Presentations

Legislative Updates

Sheila Knowles

Apalachee Regional Planning
Council Update

Marion Knowles, ARPC
Graduate Assistant

Caroline Smith, ARPC Economic
Development Manager

Apalachee Regional Planning Council Agenda Item

City of Quincy Commission

February 13, 2024

Agenda Item: Updates on Growth Management Projects

Background: The Apalachee Regional Planning Council has reviewed three separate applications, two annexations and one large scale land use change. The ARPC is also responding to requests from the City Commission to update the Future Land Use Map. Below are the associated updates.

Annexations

Per Florida Statute 171.044, the City of Quincy received applications for voluntary annexation of Parcel # 3-10-2N-4W-0000-00441-0100 on Ben Bostick Road owned by Gen Land Corp. and Parcel # 3-17-2N-3W-0000-00344-0300 on Strong Road owned by Oikos Development Corporation. The ARPC is coordinating the review process for this application on behalf of the City of Quincy. Annexation refers to the process of bringing a property into Quincy's city limits.

Currently, annexing these parcels would create an enclave which is prohibited by Florida Statute 171.044. An enclave is created when one or a group of parcels remains in the County's jurisdiction while all properties adjacent are within the City's jurisdiction. The two annexation applicants cannot be annexed into the City of Quincy unless the enclaves are also annexed. The ARPC and Gadsden County notified the property owners within the enclave that we were willing to annex the enclaves through an interlocal agreement, but only with their consent.

The enclave from the Oikos Development Corporation denied annexation. The ARPC and Gadsden County are working together to develop solutions so that the development may proceed without interfering with the adjacent landowner's wishes.

We have not heard back from any of the property owners within the enclave of the Gen Land Corporation's application. We are coordinating with the property owners to pursue other options.

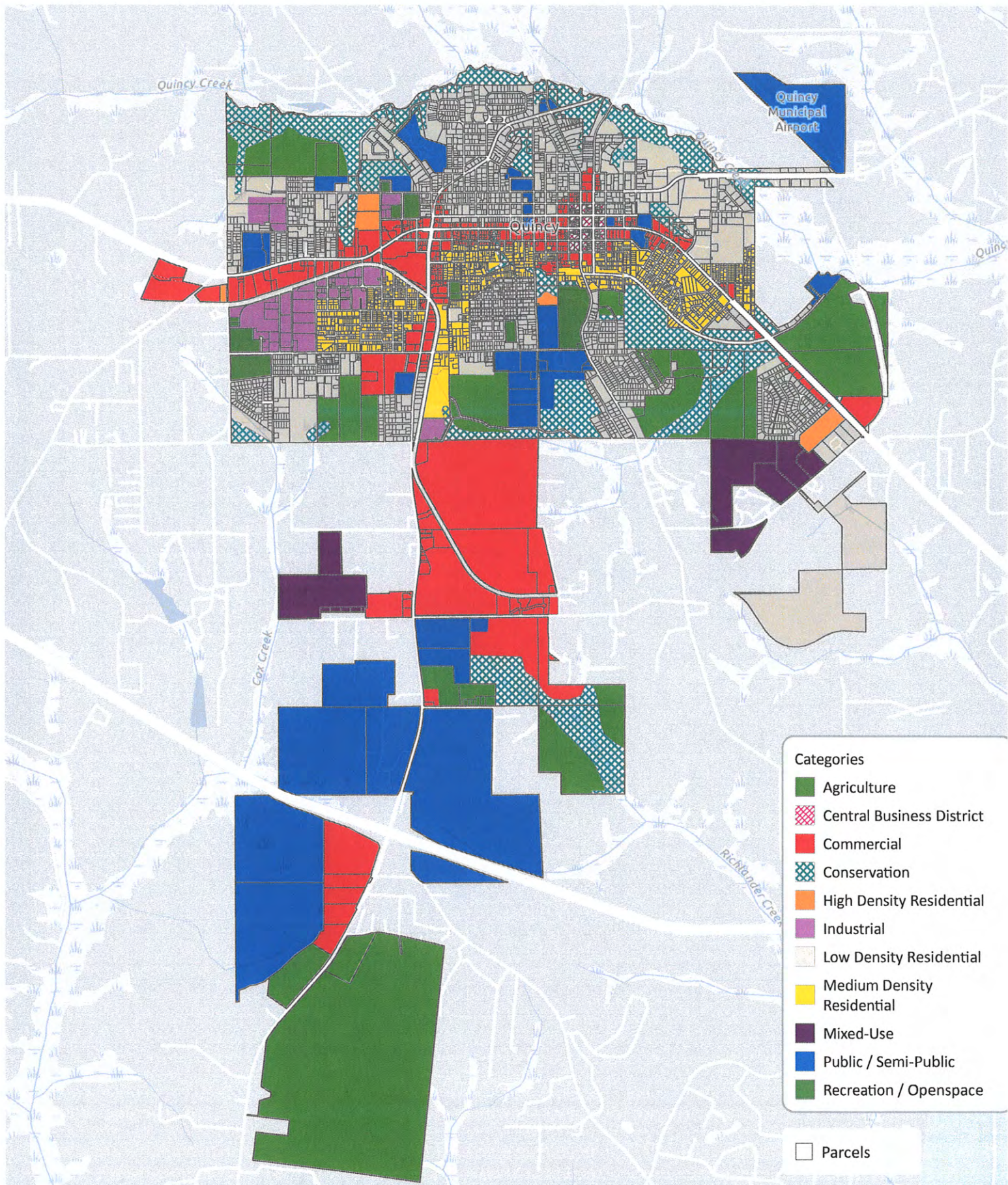
Large-Scale Land Use Change

The owners of the Shaw/ El Dorado Parcel are currently preparing the state expedited review package to send to the Department of Commerce for review. The Apalachee Regional Planning Council is working with the property owners to ensure that all the necessary information is included. Once the document is prepared, we can begin scheduling the two required public meetings.

Future Land Use Map

At previous City Commission Meetings, updating the Future Land Use Map was a concern of the commissioners. Since this mention, the ARPC has digitized the existing map in anticipation of the land use and boundary changes with the three current applications. The ARPC is

dedicated to working with the City of Quincy to update the Future Land Use Map to ensure the City's vision is maintained. Appendix A displays the current Future Land Use Map and the associated categories. We will begin the process of setting up meetings with Quincy officials and public workshops to understand the top concerns and improvements needed.



Base Map Layer Credits: Tallahassee-Leon County GIS, FDEP, Esri, TomTom, Garmin, SafeGraph, GeoTechnologies, Inc, METI/NASA, USGS, EPA, NPS, USDA, USFWS



Future Land Use Map: Original

QUINCY, GADSDEN COUNTY



Items for Consent by the Commission

Approval of the Regular
Commission Meeting Minutes of
December 12, 2023

Approval of the Regular
Commission Meeting Minutes of
December 12, 2023

CITY COMMISSION
Tuesday, December 12, 2023
6:00 P.M. (Eastern)

REGULAR MEETING
QUINCY, FLORIDA 32351

CITY COMMISSION REGULAR MEETING MINUTES

The City of Quincy City Commission met in a regular in-person meeting on Tuesday, December 12, 2023, with **Mayor Freida Bass-Prieto** opening the meeting up and the following Commissioners present:

Mayor Pro-Tem Angela G. Sapp
Commissioner Dr. Robin Wood
Commissioner Ronte R. Harris
Commissioner Dr. Beverly A. Nash

City Staff and Guests:

Robert Nixon, City Manager
Gary A. Roberts, City Attorney
Janice Shackelford Clemons, City Clerk
Carlos Hill, Acting Police of Chief
Glendon Robinson, Asst. Acting Police of Chief
Amanda Matthews, Senior Accountant
Reginald Bell, Public Works Director
Richard Ash, Utility Director
Anthony Baker, Fire Chief
Stacey Hannigon, Human Resources and Risk Management Director
Stephen Gauss, IT Contractor
Jim Southerland Sr., WQTN-13 Administrator

Larry K. White, Attorney

The regular in-person meeting was recorded and held in accordance with Florida Sunshine Law. (Note: Digital formatted documents/media are public records.)

Called to Order

Mayor Bass-Prieto called the Regular Commission meeting to order at 6:00 pm. Chief Anthony Baker provided an invocation followed by the pledge of allegiance. Mayor Bass-Prieto requested a roll call.

Approval of Agenda

Mayor Pro-Tem Sapp offered a motion to approve the agenda as printed.

Commissioner Harris seconded the motion.

Commissioner	Vote
Mayor Bass-Prieto	Yes
Mayor Pro-Tem Sapp	Yes
Commissioner Wood	Yes
Commissioner Harris	Yes
Commissioner Nash	Yes

The Motion Carried 5 to 0.

Proclamations

None

Special Presentation

1. Attorney Larry K. White

Summary of the Presentation and Discussion by the Commission

Atty. White stated that he is here on behalf of Mayor Pro-Tem Angela Sapp seeking payment for attorney fees in a successful fight in an ethics complaint.

Atty. White stated that there were 5 charges brought against Mayor Pro-Tem Sapp of which 4 charges were dismissed.

Atty. White stated that probable cause was found on the fifth charge, however no action was taken.

Atty. White stated legally Mayor Pro-Tem Sapp prevailed.

Atty. White stated that he is requesting a payment of the mayor's pro-tem attorney fees.

Atty. White stated that the case was brought forth in January 27, and the commission on ethics took no action.

Atty. White stated that from the inception, this commission paid attorney fees on the recall.

Atty. White stated that the attorney fees paid were prematurely.

Atty. White encouraged the commission to give Mayor Pro-Tem Sapp the same courtesy given to other commissioners and pay her legal fees.

Atty. White stated that public officials fight charges all over the country and it is good practice to pay legal fees when a public official has prevailed.

Commissioner Nash noted that the Florida League of Cities addressed this same issue today in a seminar.

Commissioner Nash stated that there is a trend across the country filing charges against elected officials.

Commissioner Nash stated that she would be in favor of paying the attorney fees.

Commissioner Nash stated that she is being sued by the same person which filed a complaint on the mayor pro-tem.

Commissioner Nash noted that anyone sitting on this dais can be sued at anytime and for anything.

Commissioner Harris stated that he agrees with fairness and precedence.

Commissioner Harris stated that the commission voted to retain attorneys.

Commissioner Harris asked Atty. White did the commission vote to retain you as an attorney to represent Mayor Pro-Tem Sapp?

Atty. White answered no.

Commissioner Wood asked Atty. Roberts to elaborate on the Holtzman and Vogel correspondence.

Atty. Roberts stated that after receiving Atty. White's inquiry, in a situation involving former Commissioner Dainel McMillian in 2019, he provided an opinion that Mr. Millian was not entitled to attorney fees due to the facts being presented in a quasi-judicial setting and not a court of law.

Atty. Roberts stated that Atty. White is interpreting the common law.

Atty. Roberts stated that Holtzman and Vogel conclusion is that the common law does not require that city to bear the expense of an elected official.

Atty. Roberts stated that once he gave his opinion, the commission offered a motion to pay the attorney fees, which was unsuccessful.

Atty. Roberts stated that it is up to the commission to make the recommendation whether Mayor Pro-Tem Sapp attorney fees are paid.

Atty. Roberts stated that he provided his opinion in reference to the recall, and the commission voted to retain counsel.

Atty. Roberts stated that in the matter of the recall his opinion was not to pay attorney fees until the end.

Mayor Bass-Prieto stated that Mr. McMillian sued the city for legal fees and lost.

Atty. Roberts stated that the city filed a motion requesting attorney fees in the McMillian case and the judge ruled in favor the city.

Commissioner Nash offered a motion to pay the fees incurred by Mayor Pro-Tem Sapp in her ethics charges whereby she prevailed on four charges and no action taken on the fifth charge to Attorney White and Attorney Thaler.

Motion failed for the lack of a second.

Items for Consent by the Commission

2. Approval of the Special Meeting Minutes of October 30, 2023
 - Janice Shackelford Clemons, City Clerk

3. Approval of the July Financial Report
 - Robert Nixon, City Manager
 - Amanda Matthews, Sr. Accountant, Finance Dept.

4. Approval of the August Financial Report
 - Robert Nixon, City Manager
 - Amanda Matthews, Sr. Accountant, Finance Dept.

5. Cancellation and Rescheduling of the December 26, 2023, Regular Commission Meeting to Thursday, December 28, 2023
 - Robert Nixon, City Manager

6. Contract with the Supervisor of Elections

Summary of the Discussion by Staff and the Commission

Commissioner Harris offered a motion to approve the items for consent.

Commissioner Wood seconded the motion.

Commissioner	Vote
Mayor Bass-Prieto	Yes
Mayor Pro-Tem Sapp	Yes
Commissioner Wood	Yes
Commissioner Harris	Yes
Commissioner Nash	Yes

The Motion Carried 5 to 0.

Comments From the Audience

William Walker, 1250 Tyler Sanders Rd, Quincy, FL 32351, provided the following information.

- Stated that he has spent over 25 years investigating corruption in the City of Quincy.
- Stated that he filed an ethics complaint on Mayor Pro-Tem Sapp.
- Stated that he also filed an ethics complaint against Commissioner Nash.
- Stated that Commissioner’s Nash and Wood have attacked individuals on the dais and will not allow the city to move forward.
- Passed out information to the commission and stated that he will present his findings to the state attorney’s office, FDLE and the Commission on Ethics.

- Requested that the city attorney move forward with some of the charges.
- Stated that he has investigated the city manager and found him credible.
- Stated that since being the city manager, Mr. Nixon has uncovered violations which occurred before his tenure.
- Stated that the commission never evaluated Atty. White when he was the city attorney nor Jack McLean as a city attorney or Sylvia Hicks as the city clerk.
- Stated that Attorney Roberts, City Manager Nixon, and City Clerk Shackelford are being attacked in the on the dais.
- Stated that there is negative influence from other commissioners.
- Stated that there is a desire to move forward.
- Stated that if his organization finds that anyone around the dais has done wrong, charges will be brought.
- Stated that this is very serious.
- Stated to allow the city manager to do his job.

Mayor Pro-Tem Sapp asked Mr. Walker that since he identifies himself as a special investigator what the name of the company he investigates for.

William Walker did not respond.

Paula Phillips, 816 Sunset Dr., Quincy, FL, 32351, provided the following comments.

- Stated that three meetings have been wasted on talks of investigating the city manager's office.
- Stated that anyone who cared to read could have found evidence in the big packet from the city manager's office.
- Stated why was a bid deal made from this investigation.
- Stated that the city manager had every reason to fire Ashley. It was all there in the packet.
- Stated that the investigation wasted city money, keeping the commission and the city manager from doing city business.
- Stated that she is going to make another public record request of all the text messages going on during the last meeting around the dais.
- Stated that questions and answers repeated themselves repeatedly.
- Stated that the commission that elected to represent the citizens can't pay attention during meetings without texting.
- Stated that her grandchildren are not allowed to text at the dinner table because it's rude.
- Stated that she would like to hear Atty Roberts comments on texting.

Atty. Roberts stated that there is nothing that prohibits texting while on the dais, however it should be refrain.

Public Hearings and Ordinances as Scheduled or Agendaed

None

Public Opportunity to Speak on Commission Propositions – (Pursuant to Sec. 286.0114, Fla. Stat. and subject to the limitations of Sec. 286.0114(3)(a), Fla. Stat)

None

Resolutions

None

Reports, Requests, and Communications by the City Manager

7. Approval of the Purchase of an 751HP Aerator Motor
 - Robert Nixon, City Manager
 - Richard Ash, Utilities Director

8. Quincy Police Department Update Report
 - Robert Nixon, City Manager
 - Carlos Hill, Acting Police Chief

Summary of the Discussion by Staff and the Commission

Agenda #7: Approval of the Purchase of an 751HP Aerator Motor

Director Ash stated that on November 16, 2023, Jacobs noticed that something came loose from the unit’s suction piping.

Director Ash stated that the motor needs replacing.

Director Ash stated that Aqua-Aerobic Systems Inc. was contacted and provided a quote to replace the motor.

Commissioner Harris offered a motion to approve option one.

Commissioner Nash seconded the motion.

Commissioner	Vote
Mayor Bass-Prieto	Yes
Mayor Pro-Tem Sapp	Yes
Commissioner Wood	Yes
Commissioner Harris	Yes
Commissioner Nash	Yes

The Motion Carried 5 to 0.

Agenda #8: Quincy Police Department Update Report

Acting Police Chief Hill stated that he will be presenting the crime report for the last month.

Acting Police Chief Hill stated that during the month of November, QPD made 175 traffic stops which broke down in districts.

Acting Police Chief Hill stated that each district has the actual location of the traffic stops.

Acting Police Chief Hill stated that the reason for so many warnings is that the clerk of court requires E-signatures for printing the tickets.

Acting Police Chief Hill stated that the current printers are starting to go bad and we're in the process of looking at getting a printer more suitable for patrol work.

Acting Police Chief Hill stated that most of the traffic stops occur in district 1, which is considered a retail area.

Acting Police Chief Hill stated that he and Asst. Chief Robinson are looking at having more balance in other districts.

Acting Police Chief Hill stated that the approval to purchase the printers will come before the commission.

Mayor Bass-Prieto thanked Acting Police Chief Hill for the report.

Mayor Bass-Prieto stated that she hasn't seen this kind of a report in 2 years.

Mayor Bass-Prieto stated that she appreciates the enforcement and looks forward to it being more stringent.

Acting Police Chief Hill stated that the second portion of the packet consists of November's crime report.

Acting Police Chief Hill stated that the UCR format is being used to compile the crime stats.

Acting Police Chief Hill stated that there were 87 crimes reported in November.

Acting Police Chief Hill stated that there were 1332 calls taken in the month of November.

Acting Police Chief Hill stated that the category of all other offenses is the quality-of-life crimes such as trespassing, vagrancy, public nuisance, etc.

Acting Police Chief Hill stated to the commission that if there's anything else they want to see in the report to let him know.

Acting Police Chief Hill stated that there is a police officer assigned to enforce the youth curfew, which has gotten better.

Mayor Bass-Prieto stated that looking through the report, the City of Quincy is doing well in terms of crime.

Mayor Bass-Prieto thanked Acting Police Chief Hill again for the report and the hard work being done at QPD.

Reports by Boards and Committees

None

Other Items Requested to Be Agendaed by Commission Member(s), the City Manager, and Other City Officials

9. Evaluations for the City Manager, City Clerk and City Attorney
 - Freida Bass-Prieto, Mayor
10. 2-15 Investigation Continuation
 - Freida Bass-Prieto, Mayor

Summary of the Discussion by Staff and the Commission

Agenda #9: Evaluations for the City Manager, City Clerk and City Attorney

Mayor Bass-Prieto stated that she would like to get the commission's input on how to proceed with the evaluations.

Mayor Bass-Prieto suggested that a workshop be scheduled to develop each evaluation.

Commissioner Harris suggested developing the city manager's evaluation from his contract.

Commissioner Harris stated that he takes real concern on using a tool the city manager has not seen or the commission.

Commissioner Harris questioned if the commission would be in breach of contract if it evaluated appointed officials whose contract does not call for an evaluation and in use the evaluation positively or negatively.

Commissioner Harris questioned if a contract renegotiation should be considered that places an evaluation in the contract.

City Manager Nixon noted that HR and the city attorney put together an evaluation used for the previous city manager that may or not be based on the current city manager's contract.

Commissioner Wood stated that the commission should stick with what is written in the contract as a tool for the evaluation.

City Attorney Roberts stated that the city manager's contract goes hand in hand with the city's charter.

Mayor Pro-Tem Sapp stated that she did a performance evaluation on Mr. McLean maybe in 2016.

Mayor Bass-Prieto requested a legal opinion on conducting an evaluation on appointed officials whose contract does not call for an evaluation.

Mayor Bass-Prieto suggested conducting an evaluation workshop on December 28, 2024 at 5 pm.

Agenda #10: 2-15 Investigation Continuation

Mayor Bass-Prieto stated that she has great concern that will lead us in the direction of lawsuits after last week's investigation hearing.

Mayor Bass-Prieto stated that she is concerned that the commission has wandered into unwanted territories.

Mayor Bass-Prieto stated that she is concerned about moving forward having two-three commissioners listed as witnesses.

Mayor Bass-Prieto stated that some of the allegations uncovered referenced the Florida Statute and possibly criminal violations that should be handled by law enforcement and commission on ethics.

Mayor Bass-Prieto stated that she has seen things going on amongst staff and dais that's troubling.

Mayor Bass-Prieto stated that she does not want to cause anymore disturbances within the city.

Mayor Bass-Prieto offered a motion to discontinue the 2-15 investigation and ask City Attorney Roberts to turn in any possible violations to the Florida Statute, City Charter, or Ethics Violations over to the appropriate authorities and allow the proper authorities handle it.

Mayor Pro-Tem Sapp seconded the motion.

Mayor Pro-Tem Sapp stated that she agrees with the motion and was against the commission conducting the 2.15 investigation.

Commissioner Harris stated that he is in support of the motion, however it is unclear what the purpose of investigating the city manager's office is and what does the commission need to know that it does not already know.

Commissioner Harris stated that the investigation revealed relevant information on current employees.

Commissioner Harris stated that the commission must take responsibility for reveal and becoming public record.

Commissioner Nash stated that she was the one who made the motion for the 2.15 investigation, and she is seeking information on any interference, if there were any violations of city policies, ordinances or charter, if there were any misuse of any governmental property, if hostile work environment exists, questions regarding truthfulness, misconduct of a staff member and further investigate the testimony of Stacey Hannigon and former Asst. Police Chief Shamar.

Commissioner Wood stated that she has stated her position on this matter several times.

Commissioner Wood stated that 2.15 investigation is outside of day-to-day.

Commissioner Wood stated that she wants the public to understand this.

Commissioner Wood stated that there are some questions about bank accounts, invoices, and the procedure thereof.

Commissioner Wood stated that she is looking at this investigation from a policy and procedure standpoint.

Commissioner Wood stated that there are somethings needing to be addressed.

Commissioner Wood stated that she should be able to explain how invoices are being paid.

Commissioner Wood stated that this is not about moving people out of their jobs.

Commissioner Wood stated that citizens are entitled to know what's going on in their city.

Commissioner Wood stated that the commission should know what names are on the city's bank accounts.

Mayor Bass-Prieto stated that the commission received documents 2-3 weeks ago and any questions could have been answered by the city manager.

Mayor Bass-Prieto stated that she is concerned that more damage is being done than good.

Mayor Bass-Prieto stated that the city manager answered the commission's question 3.5 hours.

Mayor Pro-Tem Sapp stated that Commissioner Nash concerns lead towards being more criminal and in her view should be investigated by an outside source.

Mayor Pro-Tem Sapp stated that Commissioner Wood concerns related to policies and procedures could be investigated by the commission.

Commissioner Harris stated that if there is criminal wrongdoing it should be filed with FDLE.

Commissioner Harris stated that an ethics complaint should be filed with the Commission on Ethics.

Commissioner Harris stated that HR Director Stacey Hannigon coming before the commission was completely out of order.

Commissioner Harris stated that when an employee cannot resolve an issue at the highest level, then an employment attorney should be consulted and not the commission.

Commissioner Harris stated that the commission has never been a remedy for employee concerns.

Commissioner Harris stated that when employees sue the City of Quincy, they are suing the commission.

Commissioner Harris stated that policy should be the only concern of the commission.

Commissioner Wood stated that the commission has a job too and that there should be oversight.

Commissioner Wood stated that we should not have invoices go unpaid for 5-6 months.

Commissioner Wood stated that we don't want to have a reputation of not paying our bills.

Commissioner Wood stated that she doesn't believe the inquiry was a waste of time and she appreciates the city manager for answering questions.

Commissioner Nash requested a roll call.

Commissioner	Vote
Mayor Bass-Prieto	Yes
Mayor Pro-Tem Sapp	Yes
Commissioner Wood	No
Commissioner Harris	Yes
Commissioner Nash	No

The Motion Carried 3 to 2.

Comments

City Manager, Robert Nixon

- Encouraged citizens to have a safe holiday season.
- Encourage citizens to be careful when space heaters are turned on and to contact the fire department with any questions.
- Thank the staff for all that they did this year.
- Stated that a fun time was had by staff at the Christmas Party.
- Thanked Gadsden County for their continued partnership with the city.
- Announced that the City of Quincy would receive \$44,000 from Gulf Breeze.

City Clerk, Janice Shackelford

- Reminded the commission to email the list for the holiday hams and sweaters.

City Attorney Gary Roberts

- No comments.

Commission

Commissioner Wood

- Wished everyone happy holidays.
- Stated that since the weather has been cold lately to check your heaters, stay warm and safe.
- Commended District 1 for the great holiday decorations.
- Thanked the police department and all departments serving on the front line.
- Wished the staff happy holiday.
- Stated to her constituents that the work being on the dais is not for her but for you.
- Stated that there is no form or fashion or show about her.
- Stated that she is extremely concerned about the revenue string and asked the city manager to begin his focused there.
- Stated that we must get to the business of the city and find revenue sources.
- Stated that doesn't want to hear about hiring freezes and anything that would impact the city negatively.
- Stated that she wants morale to stay up.
- Stated that the commission is one City of Quincy no matter the differences.
- Stated to move forward in love, harmony, happiness, peace, and joy.

Commissioner Harris

- Stated that has been a tough month.
- Stated that the commission got through the 2-15 investigation and got the answer it wanted.
- Stated that he is a firm believer that the buck stops with the city manager.
- Stated that he holds the city manager accountable for everything that happens in the city and that reason will not question every decision made.
- Stated that some employees have gotten themselves involved in politics and show get out of it.
- Stated that the commission must stop opening the door for employees into the playground of politics.
- Stated that the commission cannot hold the city manager accountable and tie his hands at the same time.
- Stated that the commission must allow the city manager to do his job.
- Stated that after reviewing the record if it looks good the city manager stays.
- Stated that he doesn't want the city manager to be worried about his job and not do the best job for the city.

- Stated that he commits to being a commission who will not criticize every decision the city manager makes.
- Stated that there are some tough decisions that the city manager will need to make soon.
- Stated that the city manager needs to ensure that people that work for him, in fact work for him and the City of Quincy.
- Wished everyone a happy holiday.
- Kudos to the City of Quincy for a wonderful Christmas Party.
- Received many compliments on the Christmas Parade.
- Stated that the City of Quincy needs to start early on the Christmas float.

Commissioner Nash

- Thanked the city staff for assembling and distributing the Thanksgiving baskets.
- Stated that the baskets were a blessing.
- Stated that the persons receiving the baskets were grateful and said thank you.
- Announced that there will be a girl scouts meeting tomorrow at 3:30 pm at the Gadsden County Public Library.
- Stated that the girl scouts will be making Christmas cards for the senior center.
- Stated that we need to operate in rightness, public trust, transparency, and excellence.
- Reiterated to District 5 residents if you see something, say something.
- Thanked the fire department for manning the cold weather shelter and a special thanks to Roscoe Newton for getting the word out and transporting individuals to the shelter.
- Stated that many persons are one paycheck from being homeless.
- Stated that we need to get back to the business of affordable, transitional housing as well as dealing with mental health and physical health care services of the citizens.
- Stated that the commission approved \$10,000 towards Toys-For-Tots and the City of Quincy did not appear on the application.
- Stated that she spoke with someone who told her that it was too late to complete a application.
- Stated that often she googles the city charter to conduct research on her phone and request to use her laptop while on the dais.

Mayor Pro-Tem Sapp

- Questioned if a press release was done on the solar.

City Manager Nixon stated that a press release had not been done, however staff are preparing the productivity of the solar field.

- Thanked the staff for the Christmas activities.
- Suggested separating the float into two categories so that the judging could be done fairly.

- Stated that Utilities and Public Works Departments handled the water leak on 7th Street extremely well.
- Stated that the infrastructure is bad in District 2. Although everyone wants Streets paved, it is not a good idea to pave over bad infrastructure.
- Suggested looking for grants to assist with repairs to the infrastructure.
- Suggested honoring Mr. Newton for his hard work going over and beyond by getting people to the cold weather shelter.
- Wished everyone happy holidays.
- Stated that every child does deserve a toy and a meal.

Mayor Bass-Prieto

- Stated that the Christmas Parade gets bigger and better every year.
- Suggested three categories for judging the Christmas floats: non-profit organizations, government, and churches.
- Thank you to the Simmons Family for serving as grand marshals.
- Stated everyone needs to take a picture with the elf on the shelf.
- Thank you to the city manager and utilities department for the beautiful lights.
- Thanked Niceville.com for recognizing Quincy Mainstreet.
- Stated that there is still a tremendous amount of speeding and running red lights.
- Stated that litter is a huge problem.
- Wished everyone a Merry Christmas.

Mayor Pro-Tem Sapp gave a shout out to Dollar General for cleaning up the parking area and lot behind the store.

Mayor Pro-Tem Sapp stated that she beat Dollar General up for the past year.

- Stated to love where you live and live like you love it, don't litter.

The adjournment was motioned by Mayor Pro-Tem Sapp and seconded by Mayor Bass-Prieto at 7:38 pm.

Please Note: The City Commission places the official copies of Commission Meeting Minutes on file with the City Clerk's Office upon approval.

Submitted by Janice Shackelford Clemons, City Clerk

APPROVED:

Freida Bass-Prieto, Mayor, and
Presiding Officer of the City
Commission and of the City of
Quincy, Florida

ATTEST:

Janice Shackelford Clemons, City Clerk per
Clerk of the of Quincy, Florida
Clerk of the City Commission thereof

Approval of the Special Meeting
of December 23, 2023

CITY COMMISSION
Saturday, December 23, 2023
1:00 P.M. (Eastern)

SPECIAL MEETING
QUINCY, FLORIDA 32351

CITY COMMISSION SPECIAL MEETING MINUTES

The City of Quincy City Commission met in a special in-person meeting on Saturday, December 23, 2023, with **Mayor Freida Bass-Prieto** opening the special meeting up and the following Commissioners present:

Mayor Pro Tem Angela G. Sapp
Commissioner Dr. Robin Wood -Absent
Commissioner Ronte R. Harris
Commissioner Dr. Beverly Nash -Via Phone

City Staff and Guests:

Robert Nixon, City Manager
Gary Roberts, City Attorney
Janice Shackelford Clemons, City Clerk
Jim Southerland Sr., WQTN-13 Administrator
Marica Carty, CPA Contractor

The special in-person meeting was recorded and held in accordance with Florida Sunshine Law. (Note: Digital formatted documents/media are public records.)

Called to Order

Mayor Bass-Prieto called the Special Commission meeting to order at 1:00 pm, following a roll call.

Mayor Pro-Tem Sapp offered a motion to excuse Commissioner Wood from the meeting.

Commissioner Harris seconded the motion.

Commissioner	Vote
Mayor Bass-Prieto	Yes
Mayor Pro-Tem Sapp	Yes
Commissioner Wood	Absent
Commissioner Harris	Yes
Commissioner Nash	Yes

The Motion Carried 4 to 0.

Public Hearings and Ordinances as Scheduled or Agendaed

1. Ordinance 1145-2023 – Re-Adoption of the 2023-24 Millage Rate – Second Reading

- Robert Nixon, City Manager
 - Marica Carty, CPA Contractor
2. Ordinance 1146-2023 – Re-Adoption of FY Budget 2023-24 – Second Reading
- Robert Nixon, City Manager
 - Marcia Carty, CPA Contractor

Summary of the Discussion by Staff and the Commission

Agenda Item 1: Ordinance 1145-2023 – Re-Adoption of the 2023-24 Millage Rate – Second Reading

Mayor Pro-Tem Sapp offered a motion to read Ordinance 1145-2023 by title only.

Commissioner Harris seconded the motion.

City Clerk Shackelford called the roll.

Commissioner	Vote
Mayor Bass-Prieto	Yes
Mayor Pro-Tem Sapp	Yes
Commissioner Wood	Absent
Commissioner Harris	Yes
Commissioner Nash	Yes

The Motion Carried 4 to 0.

City Clerk Shackelford read by title only Ordinance 1145-2023.

AN ORDINANCE DETERMINING THE AMOUNT AND FIXING THE RATE OF TAXATION AND STATING THE ANNUAL LEVY FOR THE CITY OF QUINCY FOR THE FISCAL YEAR BEGINNING OCTOBER 1, 2023, AND ENDING SEPTEMBER 30, 2024, AND SETTING THE PERCENTAGE BY WHICH THE MILLAGE RATE IS TO BE LEVIED.

Mayor Bass-Prieto called on staff to provide a summary of the proposed ordinance.

Ms. Carty stated that the delivery of the TRIM was not accepted, therefore the process had to be redone.

Ms. Carty stated that Ordinance 1145-2023 is revised with the correct format.

Mayor Bass-Prieto opened the public hearing on Ordinance 1145-2023.

Mayor Bass-Prieto closed the public hearing on Ordinance 1145-2023.

Mayor Bass-Prieto turn over Ordinance 1145-2023 to the commission for consideration.

Commissioner Harris offered a motion to approve the re-adoption of Ordinance 1145-2023 on second read.

Mayor Pro-Tem Sapp seconded the motion.

Mayor Bass-Prieto requested the city clerk to poll the commission.

Commissioner	Vote
Mayor Bass-Prieto	Yes
Mayor Pro-Tem Sapp	Yes
Commissioner Wood	Absent
Commissioner Harris	Yes
Commissioner Nash	Yes

The Motion Carried 4 to 0.

Agenda item #2: Ordinance 1146-2023 – Re-Adoption of FY Budget 2023-24 – Second Reading

Mayor Pro-Tem Sapp offered a motion to read Ordinance 1146-2023 by title only.

Commissioner Harris seconded the motion.

City Clerk Shackelford called the roll.

Commissioner	Vote
Mayor Bass-Prieto	Yes
Mayor Pro-Tem Sapp	Yes
Commissioner Wood	Absent
Commissioner Harris	Yes
Commissioner Nash	Yes

The Motion Carried 4 to 0.

Ms. Carty stated that the budget has already been adopted. However, due to the delivery error we need to go through the formality again.

City Clerk Shackelford read by title only Ordinance 1146-2023.

AN ORDINANCE MAKING APPROPRIATIONS FOR THE EXPENDITURES AND OBLIGATIONS OF THE CITY OF QUINCY FOR THE FISCAL YEAR BEGINNING ON OCTOBER 1, 2023, AND ENDING SEPTEMBER 30, 2024' DESIGNATING THE SOURCES AD REVENUES AD SAID APPROPRIATIONS; AND PROVIDING AN EFFECTIVE DATE.

Mayor Bass-Prieto called on staff to provide a summary of the proposed ordinance.

Ms. Carty stated that there are no changes to the budget.

Mayor Bass-Prieto opened the public hearing on Ordinance 1146-2023.

Mayor Bass-Prieto closed the public hearing on Ordinance 1146-2023.

Mayor Bass-Prieto turn over Ordinance 1146-2023 to the commission for consideration.

Commissioner Harris offered a motion to approve the re-adoption of 2023-2024 FY Budget Ordinance 1146-2023 on second read.

Mayor Pro-Tem Sapp seconded the motion.

Mayor Bass-Prieto requested the city clerk to poll the commission.

Commissioner	Vote
Mayor Bass-Prieto	Yes
Mayor Pro-Tem Sapp	Yes
Commissioner Wood	Absent
Commissioner Harris	Yes
Commissioner Nash	Yes

The Motion Carried 4 to 0.

An adjournment was motioned by Commissioner Harris and seconded by Commissioner Nash at 1:33 pm.

Please Note: The City Commission places the official copies of Commission Meeting Minutes on file with the City Clerk's Office upon approval.

Submitted by Janice Shackelford, City Clerk

APPROVED:

Freida Bass-Prieto, Mayor, and
Presiding Officer of the City
Commission and the City of Quincy,
Florida

ATTEST:

Janice Shackelford, City Clerk per
Clerk of the of Quincy, Florida
Clerk of the City Commission thereof

Approval of September 2023 Financials

CITY OF QUINCY, FL FINANCIAL STATEMENTS

FOR TWELVE MONTHS ENDED SEPTEMBER 30, 2023



ABSTRACT

The City of Quincy is following the path of financial prudence to ensure the effective usage and management of the available assets and resources to meet the goals and objectives of the City's Commissioners and City Management. The attached financial statements and reports tell the story and highlight the path the City of Quincy is following...

Marcia Carty, MS, CPA, CFF
Finance Director

FINANCIAL REPORTS

Prepared December 13, 2023

CITY OF QUINCY, FL
MONTHLY FINANCIAL REPORTS
THE TWELVE MONTHS ENDED SEPTEMBER 30, 2023

TABLE OF CONTENTS

Description of Report	Finance Personnel
❖ Overview	Marcia Carty
❖ Summary Report of Revenues & Expenses	Marcia Carty
❖ Comparative Operating Actual Revenues/Expns	Marcia Carty
❖ Statement of Operating Revenues	Amanda Matthews
❖ Statement of Operating Expenses	Amanda Matthews
❖ Debt Service Coverage Report	Marcia Carty
❖ Grant Report	Marcia Carty
❖ Utility Billing Report	Donna Reeves
❖ Electric Revenue Prior Year Analysis	ArTWELVEia Jones
❖ Electric Revenue Budget vs Actual Analysis	ArTWELVEia Jones
❖ Customer Service Receipts Collected	LaTrenda Gainous
❖ New Customers Report	LaTrenda Gainous
❖ Arrears Report	LaTrenda Gainous
❖ Purchase Power (Fuel) Adjustment Report	Amanda Matthews
❖ Net Metering Report	Amanda Matthews
❖ Disbursements Report	Amanda Matthews
❖ Budget Transfer Report	Marcia Carty
❖ Fixed Asset Purchases Report	Andrea Burks
❖ P-Card Report & Bank Statement	Amanda Matthews
❖ Bank Reconciliations & Statements	Amanda Matthews
○ Variance FY 2022 versus FY 2023	
○ Prior Month September 2023 versus August 2023	
○ Bank Reconciliations and Bank Statements	
○ Bank Accounts Spendable Type	

Note: All reports are reviewed and approved for release by the Finance Director

OVERVIEW OF THE FINANCIAL REPORTS

Overview Monthly Financial Reports for SEPTEMBER 30, 2023
By Finance Director Marcia Carty, CPA

For the twelve months ended September 30, 2023, the following should be noted:

1. Gross operating revenues generated for the above period were \$34,838,589, with \$11,647,253 from the general fund and \$23,191,336 from the enterprise fund, representing 82% of the budget for the year, \$39,145,468.
1. Total operating expenses equaled \$31,869,568, of which \$10,319,948 was disbursed from governmental fund and \$21,549,620 from enterprise fund, representing 89% of total budget.
2. Net results for the City of Quincy were \$(147,044), with operating net results being \$(147,335), and grants net results being \$271. Net results for governmental funds were \$5,601 and Enterprise Funds were (\$152,916).
3. The debt service coverage rate is greater than 1.0; currently equaling 1.26.
4. Grant budget is \$5,186,784 for both revenues and expenses. Actual revenues equal \$1,577,616 and expenses were \$1,577,345 with revenues being greater than expenses by \$271.
5. Cycle One number of bills decreased by 5, and estimated bills decreased by 7. Utility billing decreased by \$357,885 for Cycle One, when compared to July 2023, and increased by \$195,229 when compared to August 2023, but decreased by \$194,940 when compared to prior year September 2022.
6. Cycle Two number of bills decreased by 3, and estimated bills decreased by 3. Utility billing increased by \$106,424 when compared to August 2023, and increased by \$30,413, when compared to September 2022.
7. Year-to-date, utility revenues for the month ended September 30, 2023, electric Utility billing is \$3,133,971 less than the prior year, due to reduction in residential and commercial utility sales of \$2,539,516 and \$594,455 from the discontinuance of Hurricane Michael surcharge. Actual revenues, year-to-date, are less than the budget by \$2,312,731, mainly in commercial and residential sales.
8. Monthly receipts collected by the Customer Service Division for the month of September 2023 equaled \$1,390,539 versus \$1,925,664 in August 2023. \$1,171,591 was directly related to Utility Billing payments.
9. There were 40 new accounts set up by the Customer Service Department.
10. The September 2023 Arrears Report reflects an outstanding amount of \$185,256 compared to \$153,273 in August 2023.
11. For September 2023, purchase power adjustment (fuel) rate adjustment decreased by .00063, from .0118 to .0111, when compared to August 2023.
12. The calculated Net Meter rate for September 2023 increased by .00110 from (.02769) to (.02659), when compared to August 2023.
13. Total disbursements approximated \$2.22 million, paid with 711 checks, NODs, and ACHs.

14. Year-to date as of September 2023, operating fixed asset purchases were \$769,337 or 38% budgeted amount of \$1,637,700), of which CRA portion was \$210,561 and operating was \$558,776.
15. P-card purchases for the month of September 2023 were \$6,176. The \$1,500 threshold was exceeded by two departments (with justification).

Items of Concern –

- Operating cash is decreasing. Costs need to be reduced since cash is reduced.
- ARPA Grant funds from period year have not been fully expended.
- Management of FEMA potential reimbursements is a priority and needs to be addressed with the FEMA consultant.
- Less revenues are being earned, but costs was not reduced accordingly, contributing to a loss of \$147,315.
- Staff and the City Auditor are performing in depth analysis of the enterprise Funds' revenue streams, including five-year analysis and gross margin analyses.

Highlight – The utilities rate study is paramount to the City maintaining fiscal viability.

Conclusion –A rate study has been requested by Finance. Meetings are being held with the City Manager, Utilities Director, and the Finance Director. City management and Directors are being cautioned to spend at least 10% less monthly. **The preliminary cash analysis reflects that cash collection is at least \$700,000 less monthly than in the prior year.**

**SUMMARY REPORT OF REVENUES AND EXPENSES
THE TWELVE MONTHS ENDED SEPTEMBER 30, 2023**

CITY OF QUINCY, FL
SUMMARY REPORT OF REVENUES AND EXPENSES - 12 MONTHS ENDED 09/30/2023

ACCOUNT DESCRIPTION	FY 2023	FY 2023		VARIANCE OF BUDGET VS ACTUAL	YTD % (100%)
	OPERATING BUDGET	12 MONTHS YTD OPERATING ACTUAL	OPERATING ACTUAL		
GOVERNMENTAL REVENUES	\$12,664,050	\$11,647,253	-\$1,016,797	92.0%	
GOVERNMENTAL FUNDS EXPENSES	-\$12,664,050	-\$11,641,652	\$1,022,398	-91.9%	
NET GOVERNMENTAL FUND RESULTS	\$0	\$5,601	\$5,601	0.0%	
TOTAL ENTERPRISE FUND REVENUES	\$26,481,418	\$23,191,336	-\$3,290,082	87.6%	
TOTAL ENTERPRISE FUND EXPENSES	-\$26,481,418	-\$23,344,252	\$3,137,166	-88.2%	
NET ENTERPRISE FUND RESULTS	\$0	(\$152,916)	-\$152,916	-0.6%	
TOTAL OPERATING REVENUES	\$39,145,468	\$34,838,589	-\$4,306,879	89.0%	
TOTAL OPERATING EXPENSES	-\$39,145,468	-\$34,985,904	\$4,159,564	-89.4%	
NET TOTAL OPERATING RESULTS	\$0	(\$147,315)	-\$147,315	-0.4%	
GRANT REVENUES	\$5,186,784	\$1,577,616	-\$3,609,168	30.4%	
GRANT EXPENSES	-\$5,186,784	-\$1,577,345	\$3,609,439	-30.4%	
NET GRANT OPERATIONS	\$0	\$271	\$271	0.0%	
CITYWIDE TOTAL REVENUES	\$44,332,252	\$36,416,205	-\$7,916,047	82.1%	
CITYWIDE TOTAL EXPENSES	-\$44,332,252	-\$36,563,249	\$7,769,003	-82.5%	
NET CITYWIDE TOTAL OPERATIONS	\$0	(\$147,044)	-\$147,044	-0.3%	

**COMPARATIVE OPERATING ACTUAL
REVENUES/EXPENSES FOR THE TWELVE MONTHS
ENDED SEPTEMBER 30, 2023 & SEPTEMBER 30, 2022**

CITY OF QUINCY, FL
STATEMENT OF OPERATING ACTUAL REVENUES AND EXPENSES - THE YEAR ENDED 09/30/2023

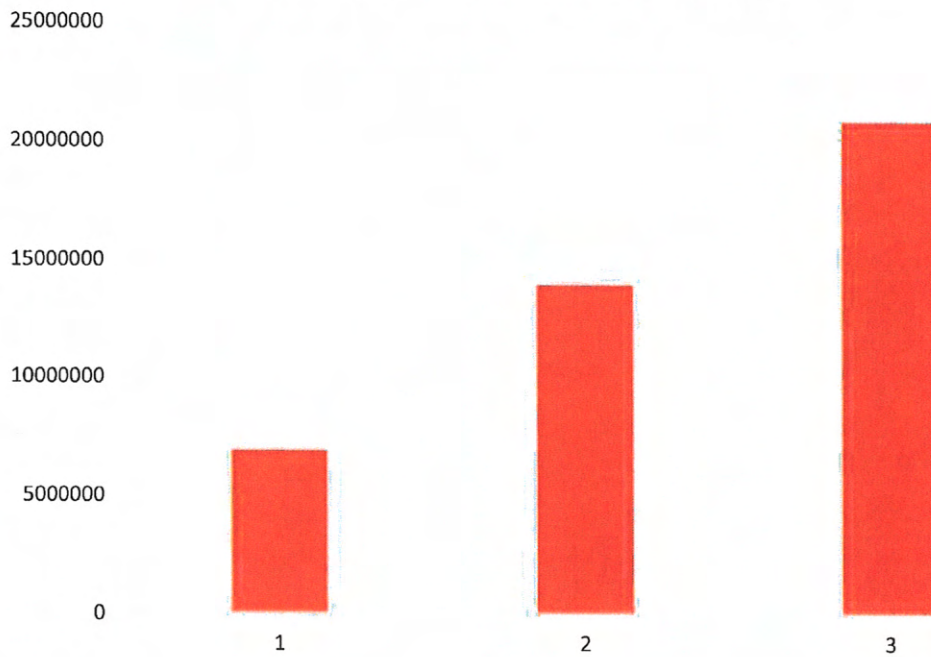
	FY 2023 TWELVE MONTHS YTD ACTUAL	FY 2022 TWELVE MONTHS YTD ACTUAL	VARIANCE BETWEEN FY 2022 AND FY 2023	% OF VARIANCE
REVENUES				
Governmental	\$11,647,253	\$ 11,566,687	\$80,566	-2.0%
Enterprise	23,191,336	27,216,681	(4,025,345)	102.0%
Total Revenues	\$34,838,589	\$38,783,368	-\$3,944,779	100.0%
EXPENDITURES				
Personnel	\$9,350,999	9,239,456	\$111,543	-2.8%
Contractual Services	2,214,633	2,281,242	(66,609)	1.7%
Professional Services	451,087	222,856	228,231	-5.8%
Purchased Electric	7,614,816	10,333,246	(2,718,430)	68.9%
Purchased Gas	735,612	1,194,061	(458,449)	11.6%
Contingency/Reserves/ Parks & Facilities	46,294	38,287	8,007	-0.2%
Travel, Gas, Oil & Grease, Tires, Auto Parts & Repair	459,116	387,339	71,777	-1.8%
Telephone	188,181	182,419	5,762	-0.1%
Utilities	554,598	552,573	2,025	-0.1%
Community Services	59,719	43,413	16,306	-0.4%
Commercial & Residential Refuse	1,383,114	1,174,963	208,151	-5.3%
Insurance - Property Liability	1,105,216	816,313	288,903	-7.3%
Rentals, Repair & Maintenance	293,158	310,780	(17,622)	0.4%
Yard Tipping Cost	92,733	100,636	(7,903)	0.2%
Other Operating Expenses	259,426	190,281	69,145	-1.8%
Training & Software	95,907	34,670	61,237	-1.6%
Office Supplies	34,990	73,820	(38,830)	1.0%
Operating Materials & Supplies	191,341	200,418	(9,077)	0.2%
Uniforms	173,447	120,684	52,763	-1.3%
Athletic Supplies & Equipment	60,442	34,079	26,363	-0.7%
Dues, Publications, Subscriptions & Memberships	41,318	58,949	(17,631)	0.4%
Economic Environment & Development	331,789	204,402	127,387	-3.2%
Other Operating Expenses - IT Support	186,988	135,000	51,988	-1.3%
CRA Operations & Projects	230,573	234,207	(3,634)	0.1%
Capital Expenditures	605,542	893,381	(287,839)	7.3%
Aid to Private Organizations	69,303	78,000	(8,697)	0.2%
Debt Service - Principal and Interest	1,761,874	2,969,746	(1,207,872)	30.6%
Transfers	5,633,491	5,784,343	(150,852)	3.8%
Business Activity - Enterprise	760,197	673,601	86,596	-2.2%
Total Expenditures	34,985,904	38,563,165	(3,577,261)	90.7%
NET INCOME (LOSS)	-\$147,315	\$220,203	-\$367,518	249.5%

STATEMENT OF OPERATING REVENUES
THE TWELVE MONTHS ENDED SEPTEMBER 30, 2023

REVENUES

Governmental	\$11,647,253	1
Enterprise	<u>23,191,336</u>	2
Total Revenues	\$34,838,589	3

OPERATING REVENUES YTD 09/30/2023



CITY OF QUINCY, FL
 OPERATING REVENUES FOR THE TWELVE (12) MONTHS ENDED SEPTEMBER 30, 2023 - BUDGET TO ACTUAL

ACCOUNT_#	ACCOUNT DESCRIPTION	ADJUSTED BUDGET 2023	12 MONTHS YTD 2023	OVER (UNDER) ADJUSTED BUDGET	100% YTD_%	PRIOR YTD 2022	PRIOR YTD_% 2022
GOVERNMENTAL FUNDS							
	GEN FUND REV						
001-311-10000	CURRENT AD VALOREM TAX	\$ 1,672,337	\$ 1,600,181	\$ 72,156	96%	\$ 1,288,768	96 %
001-312-41000	SALES-LOCAL OPTION GAS TAX	\$ 267,471	\$ 231,138	\$ 36,333	86%	\$ 228,042	97 %
001-312-60000	LOCAL GOV INFRASTRUCTURE SURTA	\$ 641,829	\$ 798,549	\$ (156,720)	124%	\$ 760,573	118 %
001-314-80000	UTILITY SERVICE TAX - PROPANE	\$ 9,284	\$ 5,276	\$ 4,008	57%	\$ 7,729	110 %
001-315-00000	COMMUNICATION SERVICES TAX	\$ 251,348	\$ 259,019	\$ (7,671)	103%	\$ 245,259	104 %
001-321-10000	PROFESSIONAL & OCCUPATION LICE	\$ 25,000	\$ 14,542	\$ 10,458	58%	\$ 24,001	87 %
001-322-10000	PERMITS	\$ 190,235	\$ 146,984	\$ 43,251	77%	\$ 294,642	264 %
001-329-10000	OTHER LICENSES, FEES & PERMITS	\$ 1,731	\$ 2,025	\$ (294)	117%	\$ 1,523	107 %
001-329-20000	ANIMAL REGISTRATION FEES	\$ -	\$ 250	\$ (250)	100%	\$ -	0 %
001-331-50000	FEMA REIMBURSEMENT MICHAEL	\$ 276,985	\$ 128,013	\$ 148,972	46%	\$ 256,463	69 %
001-335-12000	STATE REVENUE SHARING PROCEEDS	\$ 358,200	\$ 460,254	\$ (102,054)	128%	\$ 443,917	119 %
001-335-14000	STATE - MOBILE HOME LICENSE	\$ 2,947	\$ 2,149	\$ 798	73%	\$ 2,243	132 %
001-335-15000	STATE - ALCOHOLIC BEVERAGE LIC	\$ 4,042	\$ 12,654	\$ (8,612)	313%	\$ 2,925	49 %
001-335-17000	STATE - D O T REIMBURSEMENT	\$ 336,443	\$ 290,139	\$ 46,304	86%	\$ 135,232	86 %
001-335-18000	STATE - HALF CENT SALES TAX	\$ 400,151	\$ 435,894	\$ (35,743)	109%	\$ 413,013	119 %
001-335-23000	FIREFIGHTERS SUPP COMPENSATION	\$ 2,520	\$ 5,910	\$ (3,390)	235%	\$ 2,520	85 %
001-335-41000	STATE - REBATE ON MUN VEH FUEL	\$ 13,760	\$ 8,460	\$ 5,300	61%	\$ 13,374	112 %
001-335-43000	STATE DEPARTMENT OF HIGHWAY PA	\$ 947	\$ 600	\$ 347	63%	\$ 910	112 %
001-340-21000	SERVICES - COUNTY FIRE PROTECT	\$ 486,668	\$ 486,733	\$ (65)	100%	\$ 486,718	100 %
001-340-21500	SERVICES-FIRE INSPECTIONS	\$ 5,545	\$ 2,306	\$ 3,239	42%	\$ 2,750	52 %
001-347-20000	REVENUE - QPRD CONCESSIONS	\$ -	\$ 7,179	\$ (7,179)	100%	\$ -	0 %
001-347-21000	REVENUE - BASEBALL	\$ 9,104	\$ 2,220	\$ 6,884	24%	\$ 1,500	17 %
001-347-22000	REVENUE - FOOTBALL	\$ 10,000	\$ 12,689	\$ (2,689)	127%	\$ 8,715	155 %
001-347-23000	REVENUE - BASKETBALL	\$ 5,815	\$ 6,065	\$ (250)	104%	\$ 6,485	117 %
001-347-24000	REVENUE - DAY CAMP	\$ 3,749	\$ -	\$ 3,749	0%	\$ -	0 %

CITY OF QUINCY, FL
 OPERATING REVENUES FOR THE TWELVE (12) MONTHS ENDED SEPTEMBER 30, 2023 - BUDGET TO ACTUAL

ACCOUNT_#	ACCOUNT DESCRIPTION	ADJUSTED BUDGET 2023	12 MONTHS YTD 2023	OVER (UNDER) ADJUSTED BUDGET	100% YTD_%	PRIOR YTD 2022	PRIOR YTD_% 2022
001-347-25000	REVENUE - CHEERLEADING	\$ 500	\$ 4,040	\$ (3,540)	808%	\$ 1,376	0%
001-347-26000	REVENUE - SOFTBALL	\$ 2,000	\$ -	\$ 2,000	0%	\$ -	0%
001-347-27000	REVENUE - OTHER ACTIVITY FEES	\$ 3,000	\$ -	\$ 3,000	0%	\$ 916	34%
001-347-28000	REVENUE - TRACK & FIELD	\$ 1,000	\$ 1,990	\$ (990)	199%	\$ (277)	0%
001-347-29000	REVENUE - KICKBALL	\$ 1,000	\$ 2,050	\$ (1,050)	205%	\$ 375	0%
001-347-30000	RENT ON FACILITIES	\$ 30,000	\$ 18,830	\$ 11,170	63%	\$ 24,020	128%
001-347-41000	REVENUE - POOL ADMISSION FEES	\$ 750	\$ 143	\$ 607	19%	\$ 694	189%
001-347-46993	QuincyFest Vendors	\$ 700	\$ -	\$ 700	0%	\$ -	0%
001-347-50000	COKE FUND REVENUE	\$ 300	\$ 430	\$ (130)	143%	\$ 167	58%
001-359-10000	OTH FINES & FORFEITS	\$ 50,000	\$ 46,107	\$ 3,893	92%	\$ 39,909	120%
001-359-20000	CODE ENFORCEMENT FINES	\$ 25,000	\$ 5,400	\$ 19,600	22%	\$ 2,625	0%
001-361-10000	INTEREST INC ON INVESTMENTS	\$ -	\$ -	\$ -	0%	\$ 258	0%
001-361-15000	INTEREST INC ON BANK ACCT	\$ -	\$ 2,683	\$ (2,683)	100%	\$ 13	0%
001-364-11000	SALE OF LAND - HILLCREST CEMET	\$ 26,000	\$ 8,270	\$ 17,730	32%	\$ 16,826	64%
001-364-12000	SALE OF LAND - SUNNYVALE CEMET	\$ 45,000	\$ 41,078	\$ 3,922	91%	\$ 39,430	50%
001-366-00004	DONATIONS	\$ 2,500	\$ -	\$ 2,500	0%	\$ -	0%
001-369-90000	OTHER MISCELLANEOUS REVENUES	\$ 80,000	\$ 59,682	\$ 20,318	75%	\$ 107,059	108%
001-369-90100	GULF BREEZE INTERLOCAL AGREEME	\$ 200,000	\$ 50,327	\$ 149,673	25%	\$ -	0%
001-369-92000	CRA Administrative Fees	\$ 20,012	\$ 20,012	\$ -	100%	\$ 20,000	100%
001-369-95000	Insurance Proceeds	\$ 6,040	\$ 1,551	\$ 4,489	26%	\$ 4,532	31%
001-369-96000	DONATIONS	\$ -	\$ 250	\$ (250)	100%	\$ -	0%
001-382-10000	CONTRIBUTION FR INTER OPER-ELE	\$ 4,651,069	\$ 4,651,069	\$ -	100%	\$ 4,296,720	100%
001-382-20000	CONTRIBUTION FR INTER OPER-GAS	\$ 142,550	\$ 142,550	\$ -	100%	\$ 417,663	100%
001-382-30000	CONTRIBUTION FR INTER OPER-WAT	\$ 413,685	\$ 413,685	\$ -	100%	\$ 526,927	72%
001-382-40000	CONTRIBUTION FR INTER OPER-REF	\$ 209,670	\$ 209,670	\$ -	100%	\$ 2,718	3%
001-382-50000	CONTRIBUTION FR INTER OPER-SEW	\$ 111,517	\$ 111,517	\$ -	100%	\$ 625,141	529%
001-382-60000	CONTRIBUTION FR INTER OPER LAN	\$ -	\$ -	\$ -	0%	\$ 5,362	100%
001-389-00000	USE OF FUND BALANCE	\$ 590,912	\$ 153,408	\$ 437,504	26%	\$ 60,933	7%
	TOTAL GENERAL FUND REVS	\$ 11,589,316	\$ 10,863,971	\$ 725,345	94%	\$ 10,820,689	89%

CITY OF QUINCY, FL
 OPERATING REVENUES FOR THE TWELVEVE (12) MONTHS ENDED SEPTEMBER 30, 2023 - BUDGET TO ACTUAL

ACCOUNT_#	ACCOUNT DESCRIPTION	ADJUSTED BUDGET 2023	12 MONTHS YTD 2023	OVER_(UNDER) ADJUSTED BUDGET	100% YTD_%	PRIOR YTD 2022	PRIOR YTD_% 2022
	COMMUNITY REDEVELOPMENT FUND						
002-341-00000	CRA TIF COUNTY FUNDS	\$ 412,132	\$ 454,461	\$ (42,329)	110%	\$ 348,490	112 %
002-341-10000	CRA TIF CITY FUNDS	\$ 321,428	\$ 328,544	\$ (7,116)	102%	\$ 207,164	103 %
002-361-10000	INTEREST REVENUE	\$ 100	\$ 277	\$ (177)	277%	\$ 156	0 %
002-389-00000	USE OF FUND BALANCE	\$ 331,380	\$ -	\$ 331,380	0%	\$ -	0 %
	TOTAL CRA REVENUE	\$ 1,065,040	\$ 783,282	\$ 281,758	74%	\$ 555,810	85 %
	TOTAL GOVERNMENTAL FUNDS	\$ 12,654,356	\$ 11,647,253	\$ 1,007,103	92%	\$ 11,376,499	
	BUSINESS ACTIVITY AND CUSTOMER						
400-369-90000	MISCELLANEOUS REVENUE	\$ -	\$ 2,683	\$ (2,683)	100%	\$ -	0 %
400-381-10000	INTERFUND TRANSFER	\$ 760,196	\$ 760,197	\$ (1)	100%	\$ 678,901	101 %
	TOTAL BUSINESS ACTIVITY	\$ 760,196	\$ 762,880	\$ (2,684)	100%	\$ 678,901	100 %
	ENTERPRISE FUND REVENUES						
	SEWER						
402-343-10000	SALES	\$ 2,002,607	\$ 2,075,316	\$ (72,709)	104%	\$ 1,962,240	96 %
402-343-16000	CONNECTIONS	\$ 8,457	\$ 7,056	\$ 1,401	83%	\$ 6,188	72 %
402-343-17000	FORFEITED DISCOUNTS - PENALTY	\$ 30,805	\$ 30,652	\$ 153	100%	\$ 27,126	87 %
402-343-19000	CUT ON/OFF FEES	\$ -	\$ 85	\$ (85)	100%	\$ -	0 %
402-343-27000	MISCELLANEOUS CHARGES	\$ 273	\$ 3,399	\$ (3,126)	1245%	\$ 200	0 %
402-343-50000	SEWER SURCHARGE O/S	\$ 51,712	\$ 61,474	\$ (9,762)	119%	\$ 51,810	83 %
402-361-10000	INTEREST REVENUE	\$ 426	\$ 3,154	\$ (2,728)	740%	\$ 507	158 %
402-369-90000	OTHER MISCELLANEOUS REVENUE	\$ -	\$ 6,652	\$ (6,652)	100%	\$ -	0 %
402-381-10000	INTERFUND TRANSFER	\$ -	\$ -	\$ -	0%	\$ 18,171	100 %
402-389-90001	USE OF RETAINED EARNINGS	\$ 45,529	\$ -	\$ 45,529	0%	\$ -	0 %
	TOTAL SEWER REV	\$ 2,139,809	\$ 2,187,788	\$ (47,979)	102%	\$ 2,066,242	69 %

CITY OF QUINCY, FL
 OPERATING REVENUES FOR THE TWELVEVE (12) MONTHS ENDED SEPTEMBER 30, 2023 - BUDGET TO ACTUAL

ACCOUNT_#	ACCOUNT DESCRIPTION	ADJUSTED BUDGET 2023	12 MONTHS YTD 2023	OVER_ (UNDER) ADJUSTED BUDGET	100% YTD %	PRIOR YTD 2022	PRIOR YTD % 2022
	ELECTRIC						
403-331-30000	H-M FEMA REIMB	\$ 514,000	\$ -	\$ 514,000	0%	\$ -	0 %
403-343-11000	RESIDENTIAL SALES	\$ 6,023,865	\$ 5,517,338	\$ 506,527	92%	\$ 6,347,609	118 %
403-343-12000	COMMERCIAL SALES	\$ 8,076,860	\$ 6,637,084	\$ 1,439,776	82%	\$ 7,869,994	113 %
403-343-13000	INDUSTRIAL SALES	\$ 1,880,237	\$ 1,686,516	\$ 193,721	90%	\$ 1,881,648	135 %
403-343-14000	STREET LIGHTING SALES	\$ 71,067	\$ 46,886	\$ 24,181	66%	\$ 71,838	701 %
403-343-15000	INTERDEPARTMENTAL SALES	\$ 375,387	\$ 226,861	\$ 148,526	60%	\$ 483,114	153 %
403-343-16000	CONNECTIONS	\$ 63,021	\$ 116,603	\$ (53,582)	185%	\$ 14,895	28 %
403-343-16500	Hurricane Michael Surcharge	\$ 392,299	\$ 382,029	\$ 10,270	97%	\$ 976,484	99 %
403-343-17000	FORFEITED DISCOUNTS - PENALTIE	\$ 245,470	\$ 189,270	\$ 56,200	77%	\$ 240,525	161 %
403-343-18000	SALE OF MATERIAL	\$ 13,705	\$ -	\$ 13,705	0%	\$ 10,077	0 %
403-343-18500	SPECIAL PROJECT - MATERIAL SAL	\$ 38,651	\$ 84	\$ 38,567	0%	\$ 28,465	0 %
403-343-19000	CUT ON/OFF FEES	\$ 11,178	\$ 7,068	\$ 4,110	63%	\$ 8,683	30 %
403-343-24000	TRANSFORMER RENT	\$ 8,628	\$ 8,459	\$ 169	98%	\$ 8,370	97 %
403-343-27000	MISCELLANEOUS CHARGES	\$ 7,053	\$ -4,005	\$ 11,058	-57%	\$ 23,893	326 %
403-343-29000	POLE RENT-CABLEVISION	\$ -	\$ 19,832	\$ (19,832)	100%	\$ 19,832	0 %
403-343-90000	MISCELLANEOUS REVENUES	\$ 21,129	\$ 2,819	\$ 18,310	13%	\$ 15,808	0 %
403-361-10000	INTEREST REVENUE	\$ 1,398	\$ 5,446	\$ (4,048)	390%	\$ 2,113	210 %
403-369-90000	MISCELLANEOUS REVENUES	\$ 7,222	\$ 21,430	\$ (14,208)	297%	\$ 5,310	0 %
403-389-90001	USE OF RETAINED EARNINGS	\$ 2,415	\$ -	\$ 2,415	0%	\$ -	0 %
	TOTAL ELECTRIC REV	\$ 17,753,585	\$ 14,867,725	\$ 2,889,865	84%	\$ 18,008,658	111 %
	WATER						
404-343-10000	SALES	\$ 1,699,030	\$ 1,738,900	\$ (39,870)	102%	\$ 1,647,477	81 %
404-343-15000	INTERDEPARTMENTAL SALES	\$ 78,388	\$ 63,809	\$ 14,579	81%	\$ 83,971	96 %
404-343-16000	CONNECTIONS	\$ 29,550	\$ 13,461	\$ 16,089	46%	\$ 36,529	158 %
404-343-17000	FORFEITED DISCOUNTS-PENALTIES	\$ 30,896	\$ 26,138	\$ 4,758	85%	\$ 27,169	107 %
404-343-27000	MISCELLANEOUS CHARGES	\$ 24,134	\$ 42,495	\$ (18,361)	176%	\$ 27,247	125 %
404-343-30000	WATER SURCHARGE O/S	\$ 93,879	\$ 98,283	\$ (4,404)	105%	\$ 95,338	89 %

CITY OF QUINCY, FL
 OPERATING REVENUES FOR THE TWELVEVE (12) MONTHS ENDED SEPTEMBER 30, 2023 - BUDGET TO ACTUAL

ACCOUNT_#	ACCOUNT DESCRIPTION	ADJUSTED BUDGET 2023	12 MONTHS YTD 2023	OVER_(UNDER) ADJUSTED BUDGET	100% YTD_%	PRIOR YTD 2022	PRIOR _YTD_% 2022
404-361-10000	INTEREST REVENUE	\$ 1,156	\$ 21,656	\$ (20,500)	1873%	\$ 2,303	127 %
404-369-90000	Miscellaneous Reveune	\$ 62	\$ -	\$ 62	0%	\$ 45	0 %
404-381-00010	Non-Operating Transfer	\$ 100,000	\$ 100,000	\$ -	100%	\$ -	0 %
404-381-10000	INTERFUND TRANSFER	\$ -	\$ -	\$ -	0%	\$ 9,610	100 %
	TOTAL WATER REV	\$ 2,057,095	\$ 2,104,742	\$ (47,647)	102%	\$ 1,929,689	80 %
	GAS						
405-343-10000	GAS SALES	\$ 1,836,740	\$ 1,276,098	\$ 560,642	69%	\$ 1,671,808	109 %
405-343-15000	GAS INTERDEPARTMENTAL SALES	\$ 9,299	\$ 7,333	\$ 1,966	79%	\$ 7,774	83 %
405-343-16000	GAS CONNECTIONS	\$ 3,639	\$ 2,534	\$ 1,105	70%	\$ 2,979	27 %
405-343-17000	GAS FORFEITED DISCS-PENALTIES	\$ 31,963	\$ 15,277	\$ 16,686	48%	\$ 28,220	105 %
405-343-27000	GAS OTHER CHARGES	\$ -	\$ (48)	\$ 48	100%	\$ (528)	81-%
405-361-10000	INTEREST REVENUE	\$ 80	\$ 3,059	\$ (2,979)	3824%	\$ 209	153 %
405-369-90000	MISCELLANEOUS REVENUE	\$ 148,135	\$ 168,648	\$ (20,513)	114%	\$ 111,101	81 %
405-381-10000	INTERFUND TRANSFER	\$ -	\$ -	\$ -	0%	\$ 215,535	42 %
	TOTAL GAS REV	\$ 2,029,856	\$ 1,472,901	\$ 556,955	73%	\$ 2,037,098	91 %
	REFUSE						
406-343-11000	RESIDENTIAL SALES	\$ 780,913	\$ 749,983	\$ 30,930	96%	\$ 740,237	100 %
406-343-12000	COMMERCIAL SALES	\$ 547,487	\$ 600,874	\$ (53,387)	110%	\$ 525,610	100 %
406-343-15000	YARD TRASH COLLECTION	\$ 150,283	\$ 143,251	\$ 7,032	95%	\$ 143,045	99 %
406-343-17000	FORFEITED DISCOUNTS-PENALTIES	\$ 20,000	\$ 20,369	\$ (369)	102%	\$ 7,084	38 %
406-361-10000	INTEREST REVENUE	\$ -	\$ 2,683	\$ (2,683)	100%	\$ -	0 %
406-381-00010	Non-Operating Transfer	\$ -	\$ -	\$ -	0%	\$ 30,000	0 %
	TOTAL REFUSE REV	\$ 1,498,683	\$ 1,517,160	\$ (18,477)	101%	\$ 1,445,976	101 %
	LANDFILL						
407-343-44000	GARBAGE TIPPING FEES	\$ 148,597	\$ 80,785	\$ 67,812	54%	\$ 148,341	99 %
407-361-10000	INTEREST INCOME	\$ -	\$ 2,683	\$ (2,683)	100%	\$ 4	0 %

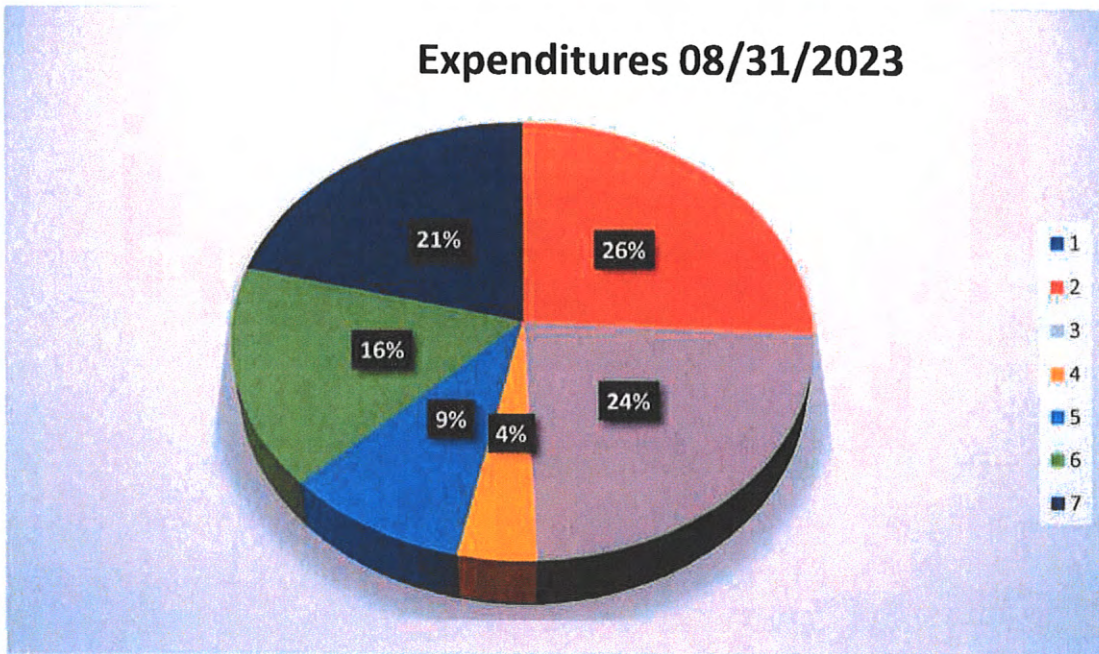
CITY OF QUINCY, FL
 OPERATING REVENUES FOR THE TWELVEVE (12) MONTHS ENDED SEPTEMBER 30, 2023 - BUDGET TO ACTUAL

ACCOUNT_#	ACCOUNT DESCRIPTION	ADJUSTED BUDGET 2023	12 MONTHS YTD 2023	OVER_(UNDER) ADJUSTED BUDGET	100% YTD_%	PRIOR YTD 2022	PRIOR YTD_% 2022
407-381-00010	Non-Operating Transfer	\$ -	\$ -	\$ -	0%	\$ 11,865	100%
	TOTAL LANDFILL REV	\$ 148,597	\$ 83,468	\$ 65,129	56%	\$ 160,210	99%
	TELECOMMUNICATION						
508-381-00010	Non-Operating Transfer	\$ 181,988	\$ 181,989	\$ (1)	100%	\$ 131,000	94%
508-381-10000	INTERFUND TRANSFER FROM GENERA	\$ 5,000	\$ 5,000	\$ -	100%	\$ 3,864	100%
508-381-30000	INTERFUND TRANSFER FROM CRA	\$ 5,000	\$ 5,000	\$ -	100%	\$ 4,000	100%
508-389-00000	OTHER REVENUE	\$ -	\$ 2,683	\$ (2,683)	100%	\$ -	0%
508-389-90001	USE OF FUND BALANCE	\$ 1,607	\$ -	\$ 1,607	0%	\$ -	0%
	TOTAL TELECOMMUNICATIONS REV	\$ 193,595	\$ 194,672	\$ (1,078)	101%	\$ 138,864	94%
	TOTAL ENTERPRISE FND REVS	\$ 26,581,416	\$ 23,191,336	\$ 3,394,085	87%	\$ 26,465,638	97%
	TOTAL REVENUES	\$ 39,235,772	\$ 34,838,589	\$ 4,401,188	89%	\$ 37,842,137	94%

STATEMENT OF OPERATING EXPENSES
THE TWELVE MONTHS ENDED SEPTEMBER 30, 2023

EXPENDITURES

Personnel	\$9,350,999
Purchased Electric & Gas	8,350,428
Refuse	1,383,114
Insurance & Debt Service	2,867,090
Transfers	5,633,491
Other Expenses	7,400,782
Total Expenditures	<u>\$34,985,904</u>



CITY OF QUINCY, FL
OPERATING EXPENSES FOR THE TWELVE (12) MONTHS ENDED SEPTEMBER 30, 2023 - BUDGET TO ACTUAL

G/L_ACCT #	ACCOUNT DESCRIPTION	FY 2023 OPERATING BUDGET	FY 2023 12 MONTHS YTD OPERATING ACTUAL	FY 2023 OPERATING BUDGET BALANCE	FY 2023 12 MONTHS YTD OPERATING 100%	FY 2022 12 MONTHS YTD OPERATING ACTUAL	YTD% 2022
GENERAL FUND EXPENSES							
	CITY COMMISSION						
001-110-511-10110	SALARIES & WAGES	148,128.00	148,061.00	66.91	99.95%	185,310.00	99.56 %
001-110-511-10210	FICA TAXES	10,939.00	10,914.00	24.89	99.77%	13,723.00	96.74 %
001-110-511-10220	RETIREMENT CONTRIBUTIONS	17,835.00	17,767.00	67.77	99.62%	22,237.00	99.93 %
001-110-511-10230	LIFE & HEALTH INSURANCE	16,153.00	16,107.00	46.29	99.72%	17,980.00	99.99 %
001-110-511-30343	PROFESSIONAL SERVICES	37,635.00	37,634.00	0.84	100.00%	22,650.00	70.37 %
001-110-511-30390	CONTINGENCIES-RESERVES	283.00	200.00	83.00	70.67%	-	0.00 %
001-110-511-30402	TRAVEL	2,026.00	2,026.00	0.21	100.00%	4,839.00	99.98 %
001-110-511-30434	SENIOR SERVICES	15,689.00	15,688.00	0.80	99.99%	-	0.00 %
001-110-511-30436	COMMUNITY OUTREACH	2,430.00	2,430.00	-	100.00%	19,499.00	97.25 %
001-110-511-30437	COMMUNITY EVENTS	15,107.00	15,100.00	7.00	99.95%	-	0.00 %
001-110-511-30491	OTHER EXPENSES	28,601.00	28,600.00	0.94	100.00%	18,667.00	99.67 %
001-110-511-31000	OTHER OPERATING IT SUPPORT	9,500.00	9,500.00	(0.04)	100.00%	8,400.00	100.00 %
001-110-511-80820	AID TO PRIVATE ORGANIZATIONS	69,304.00	69,303.00	0.79	100.00%	50,238.00	98.50 %
001-110-519-30410	TELEPHONE	-	-	-	0.00%	3,040.00	86.86 %
001-110-519-30500	LEGAL ADS & RECORDINGS	-	-	-	0.00%	2,492.00	83.06 %
001-110-552-60620	CHAMBER BUILDING IMPROVEMENTS	5,000.00	5,000.00	0.47	100.00%	-	0.00 %
	TOTAL CITY COMMISSION	378,630.00	378,330.00	299.87	99.92%	369,075.00	96.00-%
	CITY MANAGER						
001-160-512-10110	SALARIES & WAGES	110,798.00	110,797.00	0.94	100.00%	158,211.00	99.99 %
001-160-512-10120	REGULARY SALARIES & WAGES	3,530.00	3,459.00	71.09	97.99%	39,246.00	99.57 %
001-160-512-10210	FICA TAXES	8,811.00	8,747.00	63.74	99.27%	12,753.00	99.99 %
001-160-512-10220	RETIREMENT CONTRIBUTIONS	13,940.00	13,859.00	81.05	99.42%	22,694.00	99.99 %
001-160-512-10230	LIFE & HEALTH INSURANCE	28,371.00	28,370.00	0.95	100.00%	8,652.00	98.39 %
001-160-512-30341	CONTRACTUAL SERVICES	8,680.00	8,678.00	2.03	99.98%	24,304.00	76.49 %
001-160-512-30343	PROFESSIONAL SERVICES	17,544.00	17,544.00	0.12	100.00%	2,575.00	99.03 %
001-160-512-30402	TRAVEL EXPENSE	-	-	-	0.00%	-	0.00 %
001-160-512-30403	GAS	5,586.00	5,586.00	0.26	100.00%	4,699.00	98.70 %
001-160-512-30410	TELEPHONE	8,643.00	8,642.00	0.55	99.99%	8,840.00	99.97 %
001-160-512-30461	REPAIR & MAINTENANCE OFFICE EQ	4,649.00	4,649.00	0.44	100.00%	3,684.00	99.86 %

CITY OF QUINCY, FL
OPERATING EXPENSES FOR THE TWELVE (12) MONTHS ENDED SEPTEMBER 30, 2023 - BUDGET TO ACTUAL

G/L ACCT #	ACCOUNT DESCRIPTION	FY 2023 OPERATING BUDGET	FY 2023 12 MONTHS YTD OPERATING ACTUAL	FY 2023 OPERATING BUDGET BALANCE	FY 2023 12 MONTHS YTD OPERATING 100%	FY 2022 12 MONTHS YTD OPERATING ACTUAL	YTD% 2022
001-160-512-30491	OTHER OPERATING EXPENSE	8,740.00	8,736.00	3.54	99.95%	7,311.00	99.79 %
001-160-512-30496	CONFERENCE & SEMINARS	1,500.00	1,500.00	-	100.00%	-	0.00 %
001-160-512-30511	OFFICE SUPPLIES GENERAL	1,610.00	1,602.00	7.64	99.50%	2,711.00	94.03 %
001-160-512-31000	OTHER OPERATING EXP - IT SUPPO	9,500.00	9,500.00	(0.04)	100.00%	8,400.00	100.00 %
	TOTAL CITY MANAGER	231,902.00	231,669.00	232.31	99.90%	304,080.00	97.00-%
	CITY ATTORNEY						
001-120-514-30341	CONTRACTUAL SERVICES	354,233.00	354,234.00	(0.76)	100.00%	536,492.00	99.94 %
001-120-514-30343	PROFESSIONAL SERVICES	30,000.00	30,000.00	-	100.00%	-	0.00 %
001-120-514-30402	TRAVEL	-	-	-	0.00%	-	0.00 %
001-120-514-30491	OTHER OPERATING EXPENSE	-	-	-	0.00%	-	0.00 %
001-120-514-31000	OTHER OPERATING EXP - IT SUPPO	-	-	-	0.00%	8,400.00	100.00 %
	TOTAL CITY ATTORNEY	384,233.00	384,234.00	(0.76)	100.00%	544,892.00	100.00-%
	CITY CLERK						
001-130-519-10110	SALARIES & WAGES	55,890.00	55,890.00	0.06	100.00%	51,719.00	99.97 %
001-130-519-10210	FICA TAXES	4,409.00	4,405.00	3.68	99.91%	4,089.00	99.97 %
001-130-519-10220	RETIREMENT CONTRIBUTIONS	6,646.00	6,646.00	0.24	100.00%	5,903.00	99.95 %
001-130-519-10230	LIFE & HEALTH INSURANCE	1,800.00	1,780.00	20.42	98.89%	1,903.00	89.19 %
001-130-519-30341	CONTRACTUAL SERVICES	200.00	175.00	25.01	87.50%	-	0.00 %
001-130-519-30343	PROFESSIONAL SERVICES	500.00	468.00	32.40	93.60%	1,900.00	89.77 %
001-130-519-30402	TRAVEL EXPENSE	-	-	-	0.00%	843.00	99.70 %
001-130-519-30410	TELEPHONE	7,177.00	7,176.00	0.70	99.99%	6,395.00	99.98 %
001-130-519-30461	REPAIR & MAINT - OFFICE EQUIPM	1,300.00	1,201.00	99.19	92.38%	1,749.00	99.93 %
001-130-519-30491	OTHER OPERATING EXPENSE	5,900.00	5,488.00	412.43	93.02%	2,756.00	99.94 %
001-130-519-30493	TRAINING	(500.00)	(550.00)	50.00	110.00%	75.00	12.50 %
001-130-519-30500	LEGAL ADS AND RECORDING FEES	-	-	-	0.00%	2,399.00	99.97 %
001-130-519-30511	OFFICE SUPPLIES-GENERAL	600.00	137.00	463.04	22.83%	715.00	99.31 %
001-130-519-31000	OTHER OPERATING EXP - IT SUPPO	5,000.00	5,000.00	(0.04)	100.00%	5,000.00	100.00 %
	TOTAL CITY CLERK	88,922.00	87,816.00	1,107.13	98.76%	85,446.00	99.00-%
	NON-DEPARTMENTAL						
001-001-519-10272	INVESTMENT EXPENSE	-	-	-	0.00%	6,460.00	99.07 %
001-001-519-30320	ACCOUNTING & AUDITING SERVICES	28,160.00	28,160.00	-	100.00%	28,160.00	85.58 %

CITY OF QUINCY, IL
 OPERATING EXPENSES FOR THE TWELVE (12) MONTHS ENDED SEPTEMBER 30, 2023 - BUDGET TO ACTUAL

G/L ACCT #	ACCOUNT DESCRIPTION	FY 2023 OPERATING BUDGET	FY 2023 12 MONTHS YTD OPERATING ACTUAL	FY 2023 OPERATING BUDGET BALANCE	FY 2023 12 MONTHS YTD OPERATING 100%	FY 2022 12 MONTHS YTD OPERATING ACTUAL	YTD% 2022
001-001-519-30341	CONTRACTUAL SERVICES	2,232.00	2,232.00	0.34	100.00%	27,907.00	55.90 %
001-001-519-30342	RECORDING OF THE COMMISSION MT	48,000.00	48,000.00	-	100.00%	43,500.00	100.00 %
001-001-519-30343	PROFESSIONAL SERVICES	2,156.00	2,156.00	-	100.00%	2,085.00	65.60 %
001-001-519-30391	RESERVES - FUNDING OF RESTRICT	-	-	-	0.00%	394.00	98.45 %
001-001-519-30410	TELEPHONE	2,352.00	2,351.00	0.66	99.96%	1,298.00	67.46 %
001-001-519-30440	SUMMER YOUTH WORK PROGRAM	23,522.00	23,522.00	0.43	100.00%	23,414.00	97.55 %
001-001-519-30451	INSURANCE	684,672.00	684,672.00	0.40	100.00%	505,030.00	99.64 %
001-001-519-30462	REPAIR & MAINT. - EQUIPMENT &	3,082.00	3,081.00	0.53	99.97%	3,399.00	97.10 %
001-001-519-30465	COPIER PAYMENT	451.00	451.00	0.37	100.00%	459.00	23.58 %
001-001-519-30490	INTEREST EXPENSE	2,737.00	2,737.00	0.22	100.00%	513.00	16.64 %
001-001-519-30491	OTHER OPERATING EXPENSE	57,106.00	57,106.00	0.35	100.00%	33,622.00	99.99 %
001-001-519-30512	POSTAGE	4,028.00	4,028.00	0.41	100.00%	4,854.00	89.48 %
001-001-519-70730	TRANSFER DEBT SVC CAP IMP BOND	360,000.00	360,000.00	-	100.00%	360,000.00	99.18 %
001-001-519-70731	HONEYWELL LOAN PRINCIPAL	17,117.00	17,117.00	0.06	100.00%	23,894.00	123.08 %
001-001-519-70732	HONEYWELL LOAN INTEREST	598.00	598.00	(0.06)	100.00%	1,329.00	49.65 %
001-001-519-90000	TRANSFER TO INTERNAL SERVICE F	5,000.00	5,000.00	(0.04)	100.00%	3,864.00	100.00 %
001-001-519-90408	TRANSFER TO GAS	-	-	-	0.00%	37,528.00	61.41 %
001-001-552-30645	CRA TIF: ECONOMIC ENVIRON.	328,544.00	328,544.00	0.95	100.00%	207,164.00	99.96 %
	TOTAL NON-DEPARTMENTAL	1,569,758.00	1,569,755.00	4.62	100.00%	1,314,874.00	99.00-%
	PERSONNEL						
001-260-513-10110	EXE SALARIES & WAGES	65,542.00	65,541.00	0.54	100.00%	44,870.00	99.99 %
001-260-513-10120	REGULAR SALARIES & WAGES	90,351.00	90,350.00	0.75	100.00%	35,912.00	99.75 %
001-260-513-10140	OVERTIME	-	-	-	0.00%	638.00	83.13 %
001-260-513-10210	FICA TAXES	10,884.00	10,869.00	14.85	99.86%	5,823.00	81.85 %
001-260-513-10220	RETIREMENT CONTRIBUTIONS	18,604.00	18,603.00	0.93	99.99%	9,471.00	99.99 %
001-260-513-10230	LIFE & HEALTH INSURANCE	27,162.00	27,162.00	0.43	100.00%	8,743.00	99.99 %
001-260-513-30314	PSYCHIATRIC EVALUATIONS	4,390.00	4,390.00	-	100.00%	2,640.00	67.72 %
001-260-513-30315	EMPLOYEE QUALITY OF LIFE	4,950.00	4,944.00	6.00	99.88%	4,969.00	99.37 %
001-260-513-30341	CONTRACTUAL SERVICES	9,502.00	7,002.00	2,500.30	73.69%	21,150.00	98.81 %
001-260-513-30343	PROFESSIONAL SERVICES	11,660.00	7,593.00	4,067.00	65.12%	17,496.00	99.99 %
001-260-513-30345	VOLUNTEER SERVICES PROGRAM EXP	1,200.00	1,200.00	-	100.00%	-	0.00 %
001-260-513-30402	TRAVEL EXPENSE	889.00	889.00	0.30	100.00%	62.00	9.17 %
001-260-513-30410	TELEPHONE	10,436.00	10,436.00	0.29	100.00%	8,190.00	98.74 %

CITY OF QUINCY, FL
 OPERATING EXPENSES FOR THE TWELVE (12) MONTHS ENDED SEPTEMBER 30, 2023 - BUDGET TO ACTUAL

G/L ACCT #	ACCOUNT DESCRIPTION	FY 2023 OPERATING BUDGET	FY 2023 12 MONTHS YTD OPERATING ACTUAL	FY 2023 OPERATING BUDGET BALANCE	FY 2023 12 MONTHS YTD OPERATING 100%	FY 2022 12 MONTHS YTD OPERATING ACTUAL	YTD% 2022
001-260-513-30461	REPAIR AND MAINTENANCE OFFICE	560.00	559.00	1.47	99.82%	388.00	38.75 %
001-260-513-30491	OTHER OPERATING EXPENSE	715.00	715.00	0.48	100.00%	185.00	9.23 %
001-260-513-30493	TRAINING	400.00	400.00	-	100.00%	-	0.00 %
001-260-513-30511	OFFICE SUPPLIES GENERAL	430.00	421.00	9.31	97.91%	792.00	51.25 %
001-260-513-31000	OTHER OPERATING EXP - IT SUPPO	9,500.00	9,500.00	(0.04)	100.00%	8,400.00	100.00 %
	TOTAL PERSONNEL	267,175.00	260,574.00	6,602.61	97.53%	169,729.00	95.00-%
	FINANCE						
001-271-513-10110	EXE SALARIES & WAGES	26,250.00	21,415.00	4,835.02	81.58%	26,081.00	99.99 %
001-271-513-10120	REGULAR SALARIES & WAGES	66,318.00	51,349.00	14,968.86	77.43%	49,509.00	99.99 %
001-271-513-10140	OVERTIME	500.00	-	500.00	0.00%	124.00	11.52 %
001-271-513-10210	FICA TAXES	7,120.00	5,184.00	1,936.35	72.81%	5,402.00	99.66 %
001-271-513-10220	RETIREMENT CONTRIBUTIONS	11,168.00	8,677.00	2,491.45	77.70%	8,757.00	99.99 %
001-271-513-10230	LIFE & HEALTH INSURANCE	15,077.00	11,525.00	3,551.70	76.44%	11,179.00	99.99 %
001-271-513-30343	PROFESSIONAL SERVICES	18,500.00	15,663.00	2,836.81	84.66%	16,704.00	95.98 %
001-271-513-30402	TRAVEL EXPENSE	1,500.00	1,039.00	460.67	69.27%	-	0.00 %
001-271-513-30410	TELEPHONE	7,699.00	7,699.00	0.26	100.00%	6,298.00	89.77 %
001-271-513-30440	EQUIPMENT RENTAL	2,800.00	188.00	2,612.11	6.71%	-	0.00 %
001-271-513-30461	REPAIR & MAINT OFFICE EQUIPMEN	2,250.00	581.00	1,668.59	25.82%	-	0.00 %
001-271-513-30462	REPAIR & MAINT - EQUIPMENT & T	-	-	-	0.00%	2,014.00	82.19 %
001-271-513-30465	COPIER LEASE	1,200.00	451.00	749.37	37.58%	-	0.00 %
001-271-513-30491	OTHER OPERATING EXPENSE	1,000.00	935.00	64.97	93.50%	1,076.00	41.47 %
001-271-513-30493	TRAINING	1,101.00	-	1,101.00	0.00%	1,787.00	98.72 %
001-271-513-30511	OFFICE SUPPLIES GENERAL	7,950.00	7,779.00	171.42	97.85%	7,964.00	99.26 %
001-271-513-30521	OPERATING SUPPLIES	1,500.00	694.00	805.82	46.27%	1,055.00	94.55 %
001-271-513-31000	OTHER OPERATING EXP - IT SUPPO	9,500.00	9,500.00	(0.04)	100.00%	8,400.00	100.00 %
	TOTAL FINANCE	181,433.00	142,679.00	38,754.36	78.64%	146,350.00	96.00-%
	GENERAL SERVICES ADM						
001-276-513-10110	EXE SALARY & WAGES	-	-	-	0.00%	67,537.00	99.99 %
001-276-513-10120	REGULAR SALARIES & WAGES	50,545.00	50,545.00	0.38	100.00%	7,693.00	99.99 %
001-276-513-10140	OVERTIME	3,280.00	-	3,280.00	0.00%	-	0.00 %
001-276-513-10210	FICA	6,000.00	3,692.00	2,307.91	61.53%	5,917.00	99.98 %
001-276-513-10220	RETIREMENT	7,850.00	6,000.00	1,849.72	76.43%	8,609.00	99.99 %

CITY OF QUINCY, IL
 OPERATING EXPENSES FOR THE TWELVE (12) MONTHS ENDED SEPTEMBER 30, 2023 - BUDGET TO ACTUAL

G/L ACCT #	ACCOUNT DESCRIPTION	FY 2023 OPERATING BUDGET	FY 2023 12 MONTHS YTD OPERATING ACTUAL	FY 2023 OPERATING BUDGET BALANCE	FY 2023 12 MONTHS YTD OPERATING 100%	FY 2022 12 MONTHS YTD OPERATING ACTUAL	YTD% 2022
001-276-513-10230	LIFE & HEALTH INSURANCE	8,100.00	6,934.00	1,165.71	85.60%	2,914.00	99.97 %
	TOTAL GEN SERVICES ADM	75,775.00	67,171.00	8,603.72	88.65%	92,670.00	100.00-%
	LAW ENFORCEMENT ADM						
001-210-521-10110	EXE SALARIES & WAGES	75,541.00	75,540.00	0.99	100.00%	68,404.00	99.40 %
001-210-521-10120	REGULAR SALARIES & WAGES	193,720.00	193,555.00	164.76	99.91%	188,005.00	99.99 %
001-210-521-10130	OTHER SALARIES & WAGES	870.00	870.00	-	100.00%	878.00	99.94 %
001-210-521-10140	OVERTIME	1,200.00	1,198.00	2.47	99.83%	496.00	99.12 %
001-210-521-10150	SPEC PAY-INCENTIVE,HOL,LV BUYB	-	-	-	0.00%	-	0.00 %
001-210-521-10210	FICA TAXES	19,823.00	19,738.00	85.21	99.57%	19,330.00	99.99 %
001-210-521-10220	RETIREMENT CONTRIBUTIONS	43,534.00	43,534.00	0.25	100.00%	64,229.00	99.99 %
001-210-521-10230	LIFE & HEALTH INSURANCE	38,415.00	37,996.00	419.39	98.91%	24,004.00	99.90 %
001-210-521-30341	CONTRACTUAL SERVICES	29,461.00	29,460.00	0.72	100.00%	50,911.00	98.06 %
001-210-521-30402	TRAVEL EXPENSE	-	-	-	0.00%	937.00	63.48 %
001-210-521-30403	GAS & DIESEL	23,210.00	23,210.00	0.06	100.00%	12,434.00	99.99 %
001-210-521-30404	OIL & GREASE	-	-	-	0.00%	-	0.00 %
001-210-521-30405	TIRES	10.00	-	10.00	0.00%	-	0.00 %
001-210-521-30406	VEHICLE PARTS ONLY	-	-	-	0.00%	740.00	99.87 %
001-210-521-30407	VEHICLE REPAIRS	-	-	-	0.00%	39.00	3.57 %
001-210-521-30410	TELEPHONE	53,182.00	53,182.00	0.07	100.00%	59,212.00	99.99 %
001-210-521-30430	UTILITIES	5,990.00	5,986.00	4.49	99.93%	9,119.00	99.75 %
001-210-521-30484	REPAIRS & MAINTENANCE-RADIO	-	-	-	0.00%	-	0.00 %
001-210-521-30491	OTHER OPERATING EXPENSE	476.00	466.00	9.75	97.90%	2,785.00	58.67 %
001-210-521-30492	INVESTIGATIVE FUNDS	-	-	-	0.00%	16.00	18.46 %
001-210-521-30493	TRAINING	300.00	300.00	-	100.00%	162.00	21.16 %
001-210-521-30494	Software License	16,971.00	16,971.00	-	100.00%	24,359.00	73.08 %
001-210-521-30511	OFFICE SUPPLIES-GENERAL	7,300.00	7,290.00	10.06	99.86%	19,640.00	99.72 %
001-210-521-30521	OPERATING MATERIALS & SUPPLIES	505.00	504.00	0.68	99.80%	1,694.00	82.75 %
001-210-521-30522	OPERATING SUPPLIES-UNIFORMS	80.00	77.00	3.37	96.25%	24.00	24.10 %
001-210-521-30540	PUBLICATIONS, SUBSCRIP. & MEMB	-	-	-	0.00%	-	0.00 %
001-210-521-31000	OTHER OPERATING EXP - IT SUPPO	9,500.00	9,500.00	(0.04)	100.00%	8,400.00	100.00 %
001-210-521-60641	OFFICE FURNITURE & EQUIPMENT	-	-	-	0.00%	-	0.00 %
	TOTAL LAW ENFORCEMENT ADM	520,088.00	519,377.00	712.23	99.86%	555,818.00	96.00-%

CITY OF QUINCY, FL
 OPERATING EXPENSES FOR THE TWELVE (12) MONTHS ENDED SEPTEMBER 30, 2023 - BUDGET TO ACTUAL

G/L ACCT #	ACCOUNT DESCRIPTION	FY 2023 OPERATING BUDGET	FY 2023 12 MONTHS YTD OPERATING ACTUAL	FY 2023 OPERATING BUDGET BALANCE	FY 2023 12 MONTHS YTD OPERATING 100%	FY 2022 12 MONTHS YTD OPERATING ACTUAL	YTD% 2022
	LAW ENFORCEMENT OPERATIONS						
001-220-521-10120	REGULAR SALARIES & WAGES	1,505,336.00	1,505,253.00	83.16	99.99%	1,516,731.00	99.95 %
001-220-521-10130	OTHER SALARIES & WAGES - P/T	10,500.00	10,465.00	35.05	99.67%	52,507.00	99.99 %
001-220-521-10140	OVERTIME	147,866.00	147,866.00	0.05	100.00%	133,466.00	99.74 %
001-220-521-10150	SPEC PAY-INCENTIVE,HOL, LV BUY	25,925.00	25,925.00	-	100.00%	12,318.00	90.35 %
001-220-521-10210	FICA TAXES	124,507.00	124,479.00	27.98	99.98%	126,847.00	99.87 %
001-220-521-10220	RETIREMENT CONTRIBUTIONS	357,476.00	357,476.00	0.48	100.00%	386,066.00	99.87 %
001-220-521-10230	LIFE & HEALTH INSURANCE	308,951.00	308,951.00	0.43	100.00%	273,631.00	98.71 %
001-220-521-30341	CONTRACTURAL SERVICES	3,670.00	3,662.00	7.68	99.78%	893.00	16.50 %
001-220-521-30402	TRAVEL EXPENSE	-	-	-	0.00%	278.00	27.84 %
001-220-521-30403	GASOLINE & DIESEL	66,185.00	66,184.00	0.54	100.00%	71,020.00	99.91 %
001-220-521-30404	OIL & GREASE	6,869.00	6,868.00	0.95	99.99%	2,852.00	99.98 %
001-220-521-30405	TIRES	5,440.00	5,439.00	0.59	99.98%	6,251.00	99.99 %
001-220-521-30406	VEHICLE PARTS ONLY	48,233.00	48,232.00	0.52	100.00%	26,015.00	99.99 %
001-220-521-30407	OTHER AUTO EXPENSE	2,300.00	2,285.00	14.75	99.35%	9,259.00	99.11 %
001-220-521-30408	VEHICLE OPERATING LEASES	-	-	-	0.00%	12,889.00	99.14 %
001-220-521-30435	YOUTH DEVELOPMENT ACADEMY & PR	3,000.00	2,979.00	21.00	99.30%	500.00	100.00 %
001-220-521-30462	REPAIR & MAINT.-EQUIPMENT & TO	-	-	-	0.00%	2,048.00	97.50 %
001-220-521-30464	REPAIR & MAINTENANCE - RADIOS	-	-	-	0.00%	480.00	96.00 %
001-220-521-30491	OTHER OPERATING EXPENSE	64,946.00	62,336.00	2,609.59	95.98%	30,281.00	90.98 %
001-220-521-30493	TRAINING	18,938.00	18,938.00	0.03	100.00%	9,764.00	99.99 %
001-220-521-30494	Software License	8,236.00	8,235.00	0.71	99.99%	-	0.00 %
001-220-521-30499	CANINE EXPENSE	-	-	-	0.00%	163.00	57.32 %
001-220-521-30511	OFFICE SUPPLIES	-	-	-	0.00%	259.00	88.21 %
001-220-521-30514	HUMAN INTELLIGENCE - REWARDS	500.00	500.00	-	100.00%	-	0.00 %
001-220-521-30521	OPERATING MATERIALS & SUPPLIES	89,063.00	89,063.00	0.45	100.00%	31,266.00	99.99 %
001-220-521-30522	OPERATING SUPPLIES - UNIFORMS	60,105.00	60,099.00	6.18	99.99%	52,443.00	97.90 %
001-220-521-60641	OFFICE FURNITURE & EQUIPMENT	1,848.00	1,848.00	0.20	100.00%	136,815.00	99.99 %
001-220-521-60642	VEHICLES	103,385.00	102,718.00	667.02	99.35%	88,836.00	85.81 %
001-220-521-60644	EQUIPMENT	10,000.00	9,586.00	414.30	95.86%	11,500.00	69.27 %
	TOTAL LAW ENFORCEMENT OPERAT	2,973,279.00	2,969,387.00	3,891.66	99.87%	2,995,378.00	99.00-%
	FIRE CONTROL ADM						
001-210-522-10110	EXE SALARIES & WAGES	132,910.00	132,909.00	0.71	100.00%	71,085.00	99.50 %

CITY OF QUINCY, FL
 OPERATING EXPENSES FOR THE TWELVE (12) MONTHS ENDED SEPTEMBER 30, 2023 - BUDGET TO ACTUAL

G/L_ACCT #	ACCOUNT DESCRIPTION	FY 2023 OPERATING BUDGET	FY 2023 12 MONTHS YTD OPERATING ACTUAL	FY 2023 OPERATING BUDGET BALANCE	FY 2023 12 MONTHS YTD OPERATING 100%	FY 2022 12 MONTHS YTD OPERATING ACTUAL	YTD% 2022
001-210-522-10120	REGULAR SALARIES & WAGES	46,930.00	46,922.00	7.72	99.98%	49,307.00	94.90 %
001-210-522-10150	SPEC PAY-INCENTIVE,HOL,LV BUYB	5,520.00	5,515.00	5.00	99.91%	1,974.00	100.00 %
001-210-522-10210	FICA TAXES	13,310.00	13,304.00	5.90	99.95%	8,749.00	95.21 %
001-210-522-10220	RETIREMENT CONTRIBUTIONS	29,640.00	26,467.00	3,172.73	89.29%	14,077.00	96.88 %
001-210-522-10230	LIFE & HEALTH INSURANCE	24,974.00	24,888.00	85.60	99.66%	20,639.00	98.73 %
001-210-522-30410	TELEPHONE	24,440.00	24,439.00	0.74	100.00%	24,081.00	99.99 %
001-210-522-30430	UTILITIES	19,264.00	19,263.00	0.56	99.99%	20,675.00	99.84 %
001-210-522-30461	REPAIR & MAINTENANCE-OFFICE EQ	1,200.00	1,143.00	57.21	95.25%	2,102.00	99.11 %
001-210-522-30463	REPAIR & MAINT.-BUILDINGS & GR	11,038.00	11,038.00	0.37	100.00%	10,011.00	99.53 %
001-210-522-30464	REPAIR & MAINTENANCE-RADIO	200.00	-	200.00	0.00%	-	0.00 %
001-210-522-30465	COPIER PAYMENT	1,809.00	1,803.00	6.48	99.67%	459.00	23.63 %
001-210-522-30491	OTHER OPERATING EXPENSE	1,165.00	1,158.00	6.73	99.40%	892.00	76.43 %
001-210-522-30494	FIRE PREVENTION AND EDUCATION	5,000.00	4,921.00	78.67	98.42%	4,591.00	99.99 %
001-210-522-30511	OFFICE SUPPLIES-GENERAL	620.00	614.00	5.93	99.03%	394.00	84.44 %
001-210-522-30521	OPERATING MATERIALS & SUPPLIES	1,300.00	1,228.00	71.67	94.46%	3,083.00	99.38 %
001-210-522-30522	OPERATING SUPPLIES - UNIFORMS	2,400.00	2,343.00	56.75	97.63%	3,693.00	99.98 %
001-210-522-31000	OTHER OPERATING EXP -IT SUPPOR	9,500.00	9,500.00	(0.04)	100.00%	8,400.00	100.00 %
001-210-522-60641	OFFICE FURNITURE & EQUIPMENT	5,550.00	5,546.00	3.56	99.93%	-	0.00 %
	TOTAL FIRE CONTROL ADM	336,770.00	333,001.00	3,766.29	98.88%	244,212.00	98.00-%
	FIRE CONTROL OPERATIONS						
001-230-522-10120	REGULAR SALARIES & WAGES	894,164.00	893,310.00	853.93	99.90%	938,235.00	99.99 %
001-230-522-10130	OTHER SALARIES & WAGES - P/T	7,700.00	7,688.00	11.86	99.84%	-	0.00 %
001-230-522-10140	OVERTIME	32,000.00	31,940.00	60.17	99.81%	90,345.00	99.99 %
001-230-522-10150	SPEC PAY-INCENTIVE,HOL,LV BUYB	30,945.00	30,945.00	-	100.00%	18,925.00	100.00 %
001-230-522-10210	FICA TAXES	71,079.00	71,051.00	27.43	99.96%	77,467.00	99.99 %
001-230-522-10220	RETIREMENT CONTRIBUTIONS	251,400.00	250,413.00	987.02	99.61%	328,142.00	99.98 %
001-230-522-10230	LIFE & HEALTH INSURANCE	206,241.00	206,241.00	0.26	100.00%	197,727.00	99.99 %
001-230-522-30345	VOLUNTEER FIREFIGHTER PROGRAM	7,558.00	300.00	7,258.00	3.97%	2,100.00	80.76 %
001-230-522-30402	TRAVEL EXPENSE	-	-	-	0.00%	-	0.00 %
001-230-522-30403	GASOLINE & DIESEL	19,046.00	19,046.00	0.34	100.00%	21,857.00	99.61 %
001-230-522-30404	OIL & GREASE	1,384.00	1,384.00	0.37	100.00%	966.00	82.20 %
001-230-522-30405	TIRES	2,500.00	2,416.00	83.53	96.64%	-	0.00 %
001-230-522-30406	VEHICLE PARTS ONLY	575.00	555.00	20.45	96.52%	613.00	36.61 %

CITY OF QUINCY, FL
OPERATING EXPENSES FOR THE TWELVE (12) MONTHS ENDED SEPTEMBER 30, 2023 - BUDGET TO ACTUAL

G/L ACCT #	ACCOUNT DESCRIPTION	FY 2023 OPERATING BUDGET	FY 2023 12 MONTHS YTD OPERATING ACTUAL	FY 2023 OPERATING BUDGET BALANCE	FY 2023 12 MONTHS YTD OPERATING 100%	FY 2022 12 MONTHS YTD OPERATING ACTUAL	YTD% 2022
001-230-522-30462	REPAIR & MAINT. - EQUIPMENT &	22,300.00	21,696.00	603.68	97.29%	12,491.00	98.03 %
001-230-522-30491	OTHER OPERATING EXPENSE	1,693.00	1,690.00	3.24	99.82%	1,433.00	89.41 %
001-230-522-30493	TRAINING	5,370.00	5,369.00	0.59	99.98%	5,116.00	98.39 %
001-230-522-30494	Software License	150.00	150.00	-	100.00%	-	0.00 %
001-230-522-30511	OFFICE SUPPLIES	615.00	615.00	0.04	100.00%	288.00	67.66 %
001-230-522-30521	OPERATING MATERIALS & SUPPLIES	3,020.00	3,018.00	2.35	99.93%	3,265.00	90.40 %
001-230-522-30522	OPERATING SUPPLIES - UNIFORMS	67,538.00	65,037.00	2,500.94	96.30%	69,204.00	99.95 %
001-230-522-60644	EQUIPMENT	12,420.00	12,413.00	7.00	99.94%	25,697.00	100.00 %
	TOTAL FIRE CONTROL OPERATIONS	1,637,698.00	1,625,277.00	12,421.20	99.24%	1,793,871.00	100.00-%
	BUILDING & PLANNING						
001-284-515-10110	EXE SALARIES & WAGES	26,149.00	12,452.00	13,697.11	47.62%	-	0.00 %
001-284-515-10120	REGULAR SALARIES & WAGES	100,759.00	100,758.00	0.97	100.00%	83,355.00	99.99 %
001-284-515-10140	OVERTIME	75.00	74.00	0.84	98.67%	99.00	79.19 %
001-284-515-10210	FICA TAXES	8,028.00	8,028.00	0.47	100.00%	5,777.00	84.08 %
001-284-515-10220	RETIREMENT CONTRIBUTIONS	13,508.00	13,507.00	0.83	99.99%	9,526.00	97.50 %
001-284-515-10230	LIFE & HEALTH INSURANCE	17,053.00	17,053.00	0.26	100.00%	16,868.00	99.99 %
001-284-515-30341	CONTRACTUAL SERVICES	22,500.00	22,500.00	-	100.00%	167,605.00	99.66 %
001-284-515-30343	PROFESSIONAL SERVICES	69,205.00	69,205.00	-	100.00%	44,125.00	100.00 %
001-284-515-30402	TRAVEL EXPENSE	-	-	-	0.00%	1,200.00	99.97 %
001-284-515-30403	GAS & DIESEL	1,045.00	1,045.00	0.17	100.00%	295.00	98.19 %
001-284-515-30404	OIL & GREASE	-	-	-	0.00%	-	0.00 %
001-284-515-30405	TIRES	-	-	-	0.00%	-	0.00 %
001-284-515-30406	VEH PARTS ONLY	61.00	61.00	-	100.00%	-	0.00 %
001-284-515-30407	VEH REPAIRS	-	-	-	0.00%	180.00	64.92 %
001-284-515-30410	TELEPHONE	8,992.00	8,992.00	0.16	100.00%	7,517.00	99.99 %
001-284-515-30461	REPAIR & MAINT. OFFICE EQUIPME	4,034.00	4,034.00	-	100.00%	2,339.00	97.68 %
001-284-515-30491	OTHER OPERATING EXPENSE	3,395.00	3,395.00	0.23	100.00%	4,930.00	99.99 %
001-284-515-30493	TRAINING	2,277.00	2,276.00	0.83	99.96%	1,718.00	98.19 %
001-284-515-30500	ADVERTISEMENTS	343.00	343.00	0.24	100.00%	3,876.00	98.90 %
001-284-515-30511	OFFICE SUPPLIES GENERAL	702.00	702.00	-	100.00%	6,893.00	99.99 %
001-284-515-31000	OTHER OPERATING EXP - IT SUPPO	9,500.00	9,500.00	(0.04)	100.00%	8,400.00	100.00 %
	TOTAL BUILDING & PLANNING	287,626.00	273,925.00	13,702.07	95.24%	364,703.00	98.00-%

CITY OF QUINCY, FL
 OPERATING EXPENSES FOR THE TWELVE (12) MONTHS ENDED SEPTEMBER 30, 2023 - BUDGET TO ACTUAL

G/L ACCT #	ACCOUNT DESCRIPTION	FY 2023 OPERATING BUDGET	FY 2023 12 MONTHS YTD OPERATING ACTUAL	FY 2023 OPERATING BUDGET BALANCE	FY 2023 12 MONTHS YTD OPERATING 100%	FY 2022 12 MONTHS YTD OPERATING ACTUAL	YTD% 2022
	RECREATIONAL ACTIVITY						
001-310-572-10110	EXE SALARIES & WAGES	55,419.00	55,418.00	0.64	100.00%	57,445.00	99.99 %
001-310-572-10120	REGULAR SALARIES & WAGES	258,852.00	258,851.00	0.80	100.00%	248,546.00	99.99 %
001-310-572-10130	OTHER SALARIES & WAGES - P/T	27,440.00	27,373.00	67.44	99.76%	23,493.00	99.99 %
001-310-572-10140	OVERTIME	2,089.00	2,073.00	15.88	99.23%	740.00	30.74 %
001-310-572-10210	FICA TAXES	24,492.00	24,408.00	83.67	99.66%	23,856.00	99.99 %
001-310-572-10220	RETIREMENT CONTRIBUTIONS	35,675.00	35,580.00	94.64	99.73%	32,147.00	98.56 %
001-310-572-10230	LIFE & HEALTH INSURANCE	67,826.00	67,826.00	0.32	100.00%	52,738.00	89.64 %
001-310-572-30341	CONTRACTUAL SERVICES	7,058.00	7,050.00	8.33	99.89%	800.00	100.00 %
001-310-572-30402	TRAVEL EXPENSE	600.00	600.00	-	100.00%	-	0.00 %
001-310-572-30403	GAS & DIESEL	11,000.00	10,999.00	0.60	99.99%	16,485.00	99.75 %
001-310-572-30404	OIL & GREASE	980.00	976.00	3.81	99.59%	897.00	99.98 %
001-310-572-30405	TIRES	650.00	645.00	4.81	99.23%	1,797.00	99.96 %
001-310-572-30406	VEH PARTS ONLY	680.00	677.00	2.70	99.56%	223.00	32.61 %
001-310-572-30407	VEHICLE REPAIRS	260.00	255.00	4.70	98.08%	652.00	43.47 %
001-310-572-30410	TELEPHONE	13,498.00	13,498.00	0.48	100.00%	13,573.00	99.99 %
001-310-572-30440	RENTAL OF EQUIPMENT & BUILDING	460.00	451.00	9.01	98.04%	1,164.00	98.24 %
001-310-572-30441	SWIMMING POOL REPAIRS	7,710.00	7,709.00	0.99	99.99%	5,118.00	96.12 %
001-310-572-30462	REPAIR & MAINT-EQUIPMENT & TOO	3,949.00	3,949.00	0.09	100.00%	3,656.00	99.48 %
001-310-572-30491	OTHER OPERATING EXPENSES	20,781.00	20,781.00	0.18	100.00%	14,192.00	77.64 %
001-310-572-30492	MAINTENANCE OF TANYARD CREEK P	6,964.00	6,958.00	6.39	99.91%	611.00	25.23 %
001-310-572-30493	TRAINING	-	-	-	0.00%	-	0.00 %
001-310-572-30511	OFFICE SUPPLIES - GENERAL	1,992.00	1,992.00	0.27	100.00%	781.00	50.67 %
001-310-572-30521	OPERATING MATERIALS & SUPPLIES	5,687.00	5,687.00	0.50	100.00%	3,403.00	99.87 %
001-310-572-30522	OPERATING SUPPLIES - UNIFORMS	6,042.00	6,041.00	0.70	99.98%	4,610.00	99.19 %
001-310-572-30523	OPERATING SUP - CHEM	7,775.00	7,775.00	0.21	100.00%	3,069.00	93.04 %
001-310-572-30524	SWIMMING POOL SUPPLIES	6,136.00	6,136.00	0.42	100.00%	546.00	33.87 %
001-310-572-30525	ATHLETIC EQUIPMENT - FOOTBALL	26,143.00	26,143.00	0.37	100.00%	20,801.00	99.99 %
001-310-572-30526	ATHLETIC EQUIP BASEBALL & SOFT	7,230.00	7,222.00	8.11	99.89%	4,404.00	99.51 %
001-310-572-30528	ATHLETIC EQUIPMENT - BASKETBAL	11,215.00	11,186.00	29.18	99.74%	5,482.00	90.99 %
001-310-572-30529	ATHLETIC EQUIPMENT - OTHER	1,033.00	1,025.00	8.34	99.23%	3,527.00	75.36 %
001-310-572-30530	TRACK CLUB	3,000.00	2,978.00	22.02	99.27%	-	0.00 %
001-310-572-30531	ATHLETIC EQUIPMENT - KICKBALL	1,802.00	1,802.00	0.30	100.00%	-	0.00 %
001-310-572-30532	ATHLETIC- CHEERLEADING	3,600.00	3,600.00	0.10	100.00%	-	0.00 %

CITY OF QUINCY, IL
OPERATING EXPENSES FOR THE TWELVE (12) MONTHS ENDED SEPTEMBER 30, 2023 - BUDGET TO ACTUAL

G/L_Acct #	ACCOUNT DESCRIPTION	FY 2023 OPERATING BUDGET	FY 2023 12 MONTHS YTD OPERATING ACTUAL	FY 2023 OPERATING BUDGET BALANCE	FY 2023 12 MONTHS YTD OPERATING 100%	FY 2022 12 MONTHS YTD OPERATING ACTUAL	YTD% 2022
001-310-572-30540	OTHER RECREATIONAL ACTIVITIES	6,487.00	6,486.00	0.76	99.98%	8,474.00	89.48 %
001-310-572-31000	OTHER OPERATING EXP - IT SUPPO	9,500.00	9,500.00	(0.04)	100.00%	8,400.00	100.00 %
	TOTAL RECREATIONAL ACTIVITY	644,025.00	643,650.00	376.72	99.94%	561,630.00	96.00-%
	PARKS						
001-440-572-30341	CONTRACTUAL SERVICES	15,927.00	15,926.00	0.59	99.99%	5,614.00	78.97 %
001-440-572-30391	PARKS & FACILITY	46,095.00	46,094.00	0.71	100.00%	38,007.00	99.77 %
001-440-572-30430	UTILITIES	49,155.00	49,155.00	0.18	100.00%	48,395.00	99.90 %
001-440-572-30440	RENTAL OF EQUIPMENT & BUILDING	60.00	60.00	-	100.00%	-	0.00 %
001-440-572-30462	REPAIR & MAINT.-EQUIPMENT & TO	1,605.00	1,604.00	0.74	99.94%	1,149.00	95.75 %
001-440-572-30463	REPAIR & MAINTENANCE-BLDGS. &	22,518.00	22,518.00	0.25	100.00%	10,519.00	96.59 %
001-440-572-30491	OTHER OPERATING EXPENSES	1,938.00	1,938.00	0.08	100.00%	923.00	92.34 %
001-440-572-60642	VEHICLES	-	-	-	0.00%	-	0.00 %
001-440-572-60644	EQUIPMENT	3,906.00	3,906.00	0.13	100.00%	5,035.00	94.99 %
	TOTAL PARKS	141,204.00	141,201.00	2.68	100.00%	109,642.00	98.00-%
	PUBLIC WORKS ADM						
001-410-539-10110	EXE SALARIES & WAGES	48,427.00	48,427.00	-	100.00%	54,590.00	99.99 %
001-410-539-10120	REGULAR SALARIES & WAGES	23,708.00	23,708.00	0.07	100.00%	22,500.00	99.99 %
001-410-539-10140	OVERTIME	-	-	-	0.00%	-	0.00 %
001-410-539-10210	FICA TAXES	5,253.00	5,250.00	3.10	99.94%	5,502.00	99.98 %
001-410-539-10220	RETIREMENT CONTRIBUTIONS	5,785.00	5,766.00	19.24	99.67%	6,338.00	85.74 %
001-410-539-10230	LIFE & HEALTH INSURANCE	7,890.00	7,792.00	97.76	98.76%	9,834.00	98.00 %
001-410-539-30410	TELEPHONE	9,029.00	9,028.00	0.74	99.99%	7,039.00	90.53 %
001-410-539-30430	UTILITIES	79,719.00	79,718.00	0.87	100.00%	79,438.00	99.92 %
001-410-539-30440	REPAIR & MAINT BUILDING	886.00	886.00	-	100.00%	728.00	55.97 %
001-410-539-30491	OTHER OPERATING EXPENSE	4,325.00	4,324.00	0.73	99.98%	8,649.00	99.96 %
001-410-539-30493	TRAINING	1,200.00	1,100.00	99.90	91.67%	1,600.00	99.98 %
001-410-539-30511	OFFICE SUPPLIES	75.00	75.00	0.24	100.00%	363.00	90.77 %
001-410-539-30521	OPERATING MATERIALS & SUPPLIES	1,951.00	1,951.00	-	100.00%	1,891.00	99.99 %
001-410-539-30522	OPERATING EXPENSE - UNIFORMS	9,925.00	9,925.00	(0.06)	100.00%	10,913.00	99.99 %
001-410-539-30524	OPERATING SUPPLIES - TOOLS	-	-	-	0.00%	14.00	2.79 %
001-410-539-31000	OTHER OPERATING EXP - IT SUPPO	9,500.00	9,500.00	(0.04)	100.00%	8,400.00	100.00 %
	TOTAL PUBLIC WORKS ADM	207,673.00	207,450.00	222.55	99.89%	217,799.00	98.00-%

CITY OF QUINCY, FL
 OPERATING EXPENSES FOR THE TWELVE (12) MONTHS ENDED SEPTEMBER 30, 2023 - BUDGET TO ACTUAL

G/L ACCT #	ACCOUNT DESCRIPTION	FY 2023 OPERATING BUDGET	FY 2023 12 MONTHS YTD OPERATING ACTUAL	FY 2023 OPERATING BUDGET BALANCE	FY 2023 12 MONTHS YTD OPERATING 100%	FY 2022 12 MONTHS YTD OPERATING ACTUAL	YTD% 2022
	ROADS & STREETS						
001-430-541-10110	SALARIES & WAGES	7,159.00	7,158.00	0.85	99.99%	8,513.00	58.35 %
001-430-541-10120	REGULAR SALARIES & WAGES	372,959.00	372,959.00	0.04	100.00%	354,788.00	98.86 %
001-430-541-10140	OVERTIME	8,625.00	8,624.00	0.96	99.99%	6,348.00	99.99 %
001-430-541-10210	FICA TAXES	27,766.00	27,765.00	0.76	100.00%	26,147.00	95.29 %
001-430-541-10220	RETIREMENT CONTRIBUTIONS	44,579.00	44,571.00	8.00	99.98%	40,220.00	98.87 %
001-430-541-10230	LIFE & HEALTH INSURANCE	73,704.00	73,703.00	0.29	100.00%	74,172.00	98.76 %
001-430-541-30341	CONTRACTUAL SERVICES	48,677.00	48,677.00	0.03	100.00%	81,092.00	99.99 %
001-430-541-30403	GASOLINE & DIESEL	64,831.00	64,831.00	0.09	100.00%	81,986.00	99.99 %
001-430-541-30462	REPAIR & MAINT - HEAVY EQUIPME	4,250.00	4,246.00	3.53	99.91%	1,112.00	58.53 %
001-430-541-30491	OTHER OPERATING EXPENSE	320.00	311.00	9.44	97.19%	407.00	99.89 %
001-430-541-30492	Economic Development Assistanc	-	-	-	0.00%	8,000.00	16.00 %
001-430-541-30521	OPERATING MATERIALS & SUPPLIES	820.00	815.00	4.95	99.39%	769.00	94.78 %
001-430-541-30524	OPERATING SUPPLIES - SMALL TOO	5,300.00	5,221.00	78.52	98.51%	7,899.00	97.56 %
001-430-541-30530	ROAD MATERIALS & SUPPLIES	64,127.00	63,206.00	921.54	98.56%	82,002.00	83.52 %
001-430-541-60632	RESURF & SIDEWALKS	208,459.00	199,416.00	9,043.24	95.66%	325,029.00	27.49 %
001-430-541-60634	STORM WATER FACILITIES	5,000.00	-	5,000.00	0.00%	18,993.00	5.24 %
001-430-541-60642	VEHICLES	38,821.00	38,821.00	-	100.00%	-	0.00 %
001-430-541-60643	HEAVY EQUIPMENT	-	-	-	0.00%	173,072.00	98.89 %
	TOTAL ROADS & STREETS	975,397.00	960,324.00	15,072.24	98.45%	1,290,549.00	50.00-%
	CEMETERIES & GROUNDS						
001-431-542-10120	REGULAR SALARIES & WAGES	114,509.00	114,509.00	0.60	100.00%	105,833.00	99.99 %
001-431-542-10140	OVERTIME	3,236.00	3,143.00	93.30	97.13%	1,785.00	99.97 %
001-431-542-10210	FICA TAXES	8,392.00	8,383.00	9.03	99.89%	7,562.00	99.99 %
001-431-542-10220	RETIREMENT CONTRIBUTIONS	13,429.00	13,428.00	0.52	99.99%	11,835.00	99.99 %
001-431-542-10230	LIFE & HEALTH INSURANCE	22,779.00	22,778.00	0.92	100.00%	22,429.00	99.99 %
001-431-542-30521	OPERATING SUPPLIES	102.00	75.00	26.48	73.53%	774.00	96.69 %
	TOTAL CEMETERIES & GROUNDS	162,447.00	162,316.00	130.85	99.92%	150,218.00	100.00-%
	BUILDINGS & GROUNDS						
001-440-519-10120	REGULAR SALARIES & WAGES	184,732.00	168,183.00	16,548.89	91.04%	176,160.00	97.53 %
001-440-519-10130	OTHER SALARIES & WAGES - PT	1,235.00	-	1,235.00	0.00%	-	0.00 %

CITY OF QUINCY, FL
 OPERATING EXPENSES FOR THE TWELVE (12) MONTHS ENDED SEPTEMBER 30, 2023 - BUDGET TO ACTUAL

G/L ACCT #	ACCOUNT DESCRIPTION	FY 2023 OPERATING BUDGET	FY 2023 12 MONTHS YTD OPERATING ACTUAL	FY 2023 OPERATING BUDGET BALANCE	FY 2023 12 MONTHS YTD OPERATING 100%	FY 2022 12 MONTHS YTD OPERATING ACTUAL	YTD% 2022
001-440-519-10140	OVERTIME	14,561.00	3,270.00	11,290.99	22.46%	2,193.00	89.14 %
001-440-519-10210	FICA TAXES	23,050.00	12,316.00	10,733.59	53.43%	12,658.00	92.41 %
001-440-519-10220	RETIREMENT CONTRIBUTIONS	31,162.00	19,809.00	11,353.88	63.57%	19,644.00	92.07 %
001-440-519-10230	LIFE & HEALTH INSURANCE	40,441.00	32,193.00	8,248.09	79.60%	35,069.00	90.22 %
001-440-519-30341	CONTRACTUAL SERVICES	20,000.00	14,903.00	5,096.82	74.52%	28,779.00	99.92 %
001-440-519-30463	REPAIR & MAINT.-BUILDINGS & GR	17,000.00	14,654.00	2,346.33	86.20%	28,596.00	99.98 %
001-440-519-30491	OTHER OPERATING EXPENSE	9,305.00	2,039.00	7,266.22	21.91%	5,252.00	87.75 %
	TOTAL BUILDINGS & GROUNDS	341,486.00	267,367.00	74,119.81	78.30%	308,351.00	96.00-%
	FLEET MAINTENANCE						
001-450-541-10120	REGULAR SALARIES & WAGES	79,095.00	50,309.00	28,785.64	63.61%	71,562.00	99.26 %
001-450-541-10140	OVERTIME	1,000.00	98.00	901.60	9.80%	250.00	24.99 %
001-450-541-10210	FICA TAXES	6,127.00	3,218.00	2,908.96	52.52%	4,969.00	84.99 %
001-450-541-10220	RETIREMENT CONTRIBUTIONS	9,611.00	4,675.00	4,935.93	48.64%	8,147.00	90.01 %
001-450-541-10230	LIFE & HEALTH INSURANCE	11,365.00	10,144.00	1,220.82	89.26%	14,946.00	99.99 %
001-450-541-30404	OIL & GREASE	3,000.00	2,357.00	643.08	78.57%	3,400.00	98.09 %
001-450-541-30405	TIRES	10,985.00	10,806.00	179.39	98.37%	10,366.00	98.86 %
001-450-541-30406	VEH PARTS ONLY	41,991.00	40,828.00	1,162.49	97.23%	26,819.00	73.47 %
001-450-541-30407	VEHICLE REPAIRS	19,072.00	17,927.00	1,144.90	94.00%	19,625.00	91.64 %
001-450-541-30491	OTHER OPER EXPENSE	7,245.00	7,245.00	0.11	100.00%	7,631.00	89.77 %
001-450-541-30522	OPERATING SUPPLIES - UNIFORMS	4,000.00	3,922.00	77.67	98.05%	2,936.00	83.88 %
	TOTAL FLEET MAINT	193,491.00	151,529.00	41,960.59	78.31%	170,651.00	91.00-%
	TOTAL GEN FUND EXPENDITURES	11,599,012.00	11,367,028.00	221,982.83	98.00%	11,707,145.00	89.00-%
	COMMUNITY REDEVELOPMENT AGENCY						
002-250-552-10110	EXECUTIVE SALARIES & WAGES	-	-	-	0.00%	54,574.00	76.61 %
002-250-552-10120	REGULAR SALARIES & WAGES	86,235.00	1,266.00	84,969.00	1.47%	5,473.00	36.48 %
002-250-552-10210	FICA	6,597.00	-	6,597.00	0.00%	3,941.00	61.54 %
002-250-552-10220	RETIREMENT CONTRIBUTIONS	10,348.00	-	10,348.00	0.00%	6,245.00	62.17 %
002-250-552-10230	LIFE & HEALTH INSURANCE	13,970.00	-	13,970.00	0.00%	9,590.00	95.45 %
002-250-552-30341	CONTRACTUAL SERVICES	9,052.00	9,051.00	0.74	99.99%	6,550.00	100.00 %
002-250-552-30343	PROFESSIONAL SERVICES	33,648.00	25,364.00	8,284.00	75.38%	29,292.00	82.16 %
002-250-552-30390	CONTINGENCIES - TANYARD CREEK	3,700.00	-	3,700.00	0.00%	-	0.00 %

CITY OF QUINCY, FL
 OPERATING EXPENSES FOR THE TWELVE (12) MONTHS ENDED SEPTEMBER 30, 2023 - BUDGET TO ACTUAL

G/L ACCT #	ACCOUNT DESCRIPTION	FY 2023 OPERATING BUDGET	FY 2023 12 MONTHS YTD OPERATING ACTUAL	FY 2023 OPERATING BUDGET BALANCE	FY 2023 12 MONTHS YTD OPERATING 100%	FY 2022 12 MONTHS YTD OPERATING ACTUAL	YTD% 2022
002-250-552-30402	TRAVEL EXPENSES	500.00	-	500.00	0.00%	-	0.00 %
002-250-552-30403	GAS & DIESEL	250.00	-	250.00	0.00%	-	0.00 %
002-250-552-30410	TELEPHONE	2,200.00	-	2,200.00	0.00%	-	0.00 %
002-250-552-30490	BANK CHARGES	1,000.00	165.00	834.65	16.50%	771.00	77.05 %
002-250-552-30491	OTHER OPERATING EXPENSES	5,000.00	225.00	4,775.00	4.50%	1,931.00	35.11 %
002-250-552-30493	TRAINING	1,000.00	-	1,000.00	0.00%	562.00	56.22 %
002-250-552-30494	Software License	-	-	-	0.00%	673.00	0.00 %
002-250-552-30496	CONFERENCES & SEMINARS	1,500.00	1,500.00	-	100.00%	-	0.00 %
002-250-552-30500	LEGAL ADS & RECORDINGS	1,500.00	-	1,500.00	0.00%	-	0.00 %
002-250-552-30512	POSTAGE	237.00	-	237.00	0.00%	-	0.00 %
002-250-552-30521	OPERATING SUPPLIES	7,500.00	1,480.00	6,020.42	19.73%	-	0.00 %
002-250-552-31000	OTHER OPERATING EXPENSE- IT SU	5,000.00	5,000.00	(0.04)	100.00%	4,000.00	100.00 %
002-250-552-32000	ADMINISTRATIVE SUPPORT SERVICE	20,013.00	20,012.00	0.96	100.00%	20,000.00	100.00 %
002-250-552-60000	SENIOR ENERGY EFF PROGRAM	100,000.00	-	100,000.00	0.00%	39,612.00	39.61 %
002-250-552-60010	BEAUTIFICATION PROJECTS	1,630.00	-	1,630.00	0.00%	-	0.00 %
002-250-552-60040	CRA CATALYST PROJECTS	753,159.00	210,561.00	542,598.00	27.96%	186,251.00	52.35 %
002-250-552-60641	OFFICE FURNITURE & EQUIPMENT	1,000.00	-	1,000.00	0.00%	-	0.00 %
	TOTAL CRA	1,065,039.00	274,624.00	790,414.73	25.79%	369,465.00	56.00-%
	TOTAL GOVERNMENTAL FUNDS	12,664,051.00	11,641,652.00	1,012,397.56	91.93%	12,076,610.00	
	ENTERPRISE FUND						
	FINANCIAL SERVICES						
400-271-513-10110	EXECUTIVE SALARIES & WAGES	69,083.00	64,875.00	4,208.20	93.91%	80,131.00	99.99 %
400-271-513-10120	REGULAR SALARIES & WAGES	198,955.00	153,388.00	45,566.77	77.10%	146,991.00	99.85 %
400-271-513-10210	FICA TAXES	21,244.00	15,548.00	5,695.70	73.19%	16,204.00	80.27 %
400-271-513-10220	RETIREMENT CONTRIBUTIONS	33,325.00	26,026.00	7,299.27	78.10%	26,270.00	82.96 %
400-271-513-10230	LIFE & HEALTH INSURANCE	44,988.00	34,659.00	10,328.51	77.04%	33,806.00	78.75 %
400-271-513-30341	CONTRACTUAL SERVICES	12,762.00	12,761.00	0.64	99.99%	2,658.00	53.15 %
400-271-513-31000	OTHER OPERATING EXPENSE- IT SU	5,000.00	5,000.00	(0.04)	100.00%	-	0.00 %
	TOTAL FINANCIAL SERVICES	385,357.00	312,257.00	73,099.05	81.03%	306,060.00	94.00-%
	CUSTOMER SERVICES						

CITY OF QUINCY, FL
 OPERATING EXPENSES FOR THE TWELVE (12) MONTHS ENDED SEPTEMBER 30, 2023 - BUDGET TO ACTUAL

G/L ACCT #	ACCOUNT DESCRIPTION	FY 2023 OPERATING BUDGET	FY 2023 12 MONTHS YTD OPERATING ACTUAL	FY 2023 OPERATING BUDGET BALANCE	FY 2023 12 MONTHS YTD OPERATING 100%	FY 2022 12 MONTHS YTD OPERATING ACTUAL	YTD% 2022
400-274-513-10110	EXE SALARIES & WAGES	50,540.00	48,070.00	2,469.94	95.11%	44,869.00	99.99 %
400-274-513-10120	REGULAR SALARIES & WAGES	97,960.00	77,165.00	20,774.78	78.79%	86,510.00	99.63 %
400-274-513-10140	OVERTIME	3,000.00	158.00	2,842.49	5.27%	3,439.00	96.64 %
400-274-513-10210	FICA TAXES	11,972.00	8,968.00	3,004.25	74.91%	9,676.00	100.00 %
400-274-513-10220	RETIREMENT CONTRIBUTION	18,780.00	14,594.00	4,186.10	77.71%	14,955.00	100.00 %
400-274-513-10230	LIFE & HEALTH INSURANCE	25,353.00	17,472.00	7,881.16	68.91%	18,776.00	99.99 %
400-274-513-30280	Credit Card Processing Charges	134,530.00	131,795.00	2,734.93	97.97%	170,015.00	115.94 %
400-274-513-30341	CONTRACTUAL SERVICES	4,800.00	4,529.00	270.58	94.35%	2,333.00	99.98 %
400-274-513-30410	TELEPHONE	9,772.00	9,772.00	0.49	100.00%	7,708.00	99.99 %
400-274-513-30461	REPAIR & MAINTAIN OFFICE EQUIP	3,732.00	3,731.00	0.60	99.97%	3,645.00	99.99 %
400-274-513-30490	BANK CHARGES	750.00	16.00	734.32	2.13%	691.00	82.20 %
400-274-513-30491	OTHER OPERATING EXPENSES	6,250.00	6,171.00	79.00	98.74%	26,173.00	124.22 %
400-274-513-30493	TRAINING	400.00	-	400.00	0.00%	-	0.00 %
400-274-513-30495	Over or Under	700.00	559.00	140.60	79.86%	579.00	99.98 %
400-274-513-30511	OFFICE SUPPLIES-GENERAL	1,300.00	816.00	484.27	62.77%	595.00	112.19 %
400-274-513-31000	OTHER OPERATING EXPENSE IT SUP	5,000.00	5,000.00	(0.04)	100.00%	-	0.00 %
	TOTAL CUSTOMER SERVICES	374,839.00	328,836.00	46,003.47	87.73%	389,964.00	108.00-%
	SEWER ADMINISTRATION						
402-520-535-10110	EXE SALARIES & WAGES	14,906.00	14,905.00	0.61	99.99%	18,248.00	92.88 %
402-520-535-10120	REGULAR SALARIES & WAGES	46,912.00	46,912.00	0.40	100.00%	47,085.00	39.83 %
402-520-535-10140	OVERTIME	2,046.00	2,045.00	0.92	99.95%	2,772.00	60.63 %
402-520-535-10210	FICA TAXES	4,548.00	4,548.00	0.34	100.00%	4,842.00	47.01 %
402-520-535-10220	RETIREMENT CONTRIBUTIONS	7,371.00	7,370.00	0.74	99.99%	7,506.00	48.08 %
402-520-535-10230	LIFE & HEALTH INSURANCE	14,238.00	14,237.00	0.74	99.99%	14,020.00	56.62 %
402-520-535-30320	ACCOUNTING & AUDITING SERVICES	9,680.00	9,680.00	-	100.00%	9,680.00	79.64 %
402-520-535-30341	CONTRACTUAL SERVICES	33,053.00	33,052.00	0.51	100.00%	12,698.00	159.74 %
402-520-535-30343	PROFESSIONAL SERVICES	10,339.00	10,338.00	0.61	99.99%	3,272.00	20.95 %
402-520-535-30402	TRAVEL EXPENSE	-	-	-	0.00%	-	0.00 %
402-520-535-30403	GAS & DIESEL	-	-	-	0.00%	-	0.00 %
402-520-535-30404	OIL & GREASE	144.00	144.00	-	100.00%	-	0.00 %
402-520-535-30405	TIRES	-	-	-	0.00%	-	0.00 %
402-520-535-30410	TELEPHONE	8,988.00	8,987.00	0.67	99.99%	8,193.00	79.41 %
402-520-535-30440	RENTALS & LEASES	575.00	574.00	0.71	99.83%	531.00	96.01 %

CITY OF QUINCY, FL
 OPERATING EXPENSES FOR THE TWELVE (12) MONTHS ENDED SEPTEMBER 30, 2023 - BUDGET TO ACTUAL

G/L ACCT #	ACCOUNT DESCRIPTION	FY 2023 OPERATING BUDGET	FY 2023 12 MONTHS YTD OPERATING ACTUAL	FY 2023 OPERATING BUDGET BALANCE	FY 2023 12 MONTHS YTD OPERATING 100%	FY 2022 12 MONTHS YTD OPERATING ACTUAL	YTD% 2022
402-520-535-30451	INSURANCE - PROPERTY LIABILITY	57,722.00	57,722.00	0.41	100.00%	42,725.00	94.59 %
402-520-535-30465	COPIER REPAIRS	-	-	-	0.00%	1,492.00	99.44 %
402-520-535-30490	BANK CHARGES	18.00	18.00	-	100.00%	735.00	86.52 %
402-520-535-30491	OTHER OPERATING EXPENSE	4,023.00	4,022.00	0.58	99.98%	(2,579.00)	27.46-%
402-520-535-30511	OFFICE SUPPLIES	-	-	-	0.00%	103.00	34.83 %
402-520-535-30521	OPERATING SUPPLIES	74.00	74.00	0.41	100.00%	134.00	99.86 %
402-520-535-30522	OPERATING SUPPLIES - UNIFORMS	270.00	269.00	0.53	99.63%	220.00	91.66 %
402-520-535-31000	OTHER OPERATING EXP - IT SUPPO	9,500.00	9,500.00	(0.04)	100.00%	8,400.00	100.00 %
402-520-535-60670	DEPRECIATION	-	-	-	0.00%	352,998.00	0.00 %
402-520-535-70081	2020A BOND DEBT SERVICE PRINCI	101,179.00	101,179.00	0.06	100.00%	-	0.00 %
402-520-535-70082	2020A BOND DEBT SERVICE INTERE	16,291.00	16,291.00	0.16	100.00%	17,327.00	94.41 %
402-520-535-70113	2021 BOND DEBT SERVICE PRINCIP	30,123.00	30,123.00	0.18	100.00%	-	0.00 %
402-520-535-70114	2021 BOND DEBT SERVICE INTERES	8,718.00	8,718.00	(0.26)	100.00%	8,965.00	197.29 %
402-520-535-70731	HONEYWELL LOAN PRINCIPAL	46,216.00	46,216.00	0.22	100.00%	-	0.00 %
402-520-535-70732	HONEYWELL LOAN INTEREST	1,615.00	1,615.00	0.24	100.00%	3,589.00	90.06 %
402-520-535-70733	DEBT SERVICE SRL 641090 PRINCI	12,979.00	12,979.00	(0.42)	100.00%	-	0.00 %
402-520-535-70734	DEBT SERVICE SRL 641090 INTERE	4,977.00	4,977.00	(0.34)	100.00%	7,068.00	134.60 %
402-520-535-70735	DEBT SERVICE SRL 200100 PRINCJ	23,752.00	23,752.00	(0.35)	100.00%	-	0.00 %
402-520-535-70736	DEBT SERVICE SRL 200100 INTERE	14,452.00	3,452.00	10,999.59	23.89%	3,882.00	103.88 %
402-520-535-70742	DEBT SERVICE SOLAR ARRAY INT	1,100.00	-	1,100.00	0.00%	-	0.00 %
402-520-535-90990	TRANSFER OF PROFIT	111,517.00	111,517.00	0.04	100.00%	625,141.00	174.52 %
402-520-535-91000	BUSINESS ACTIVITY SHARED EXP	61,528.00	61,528.00	0.04	100.00%	117,507.00	215.53 %
	TOTAL SEWER ADM	658,854.00	646,744.00	12,107.30	98.16%	1,316,554.00	130.00-%
	SEWER TREATMENT						
402-531-535-30341	CONTRACTUAL SERVICES	925,133.00	925,132.00	0.58	100.00%	791,639.00	99.88 %
402-531-535-30430	UTILITIES	191,233.00	191,232.00	0.66	100.00%	226,934.00	99.97 %
402-531-535-30466	REPAIR & MAINTENANCE - PLANT	425.00	425.00	0.14	100.00%	1,958.00	97.91 %
402-531-535-30491	OTHER OPERATING EXPENSE	5,500.00	5,500.00	-	100.00%	2,032.00	50.79 %
	TOTAL SEWER TREATMENT	1,122,291.00	1,122,289.00	1.38	100.00%	1,022,563.00	99.00-%
	SEWER DISTRIBUTION						
402-540-535-10120	REGULAR SALARIES & WAGES	89,075.00	89,075.00	0.05	100.00%	77,190.00	93.77 %
402-540-535-10140	OVERTIME	12,781.00	12,781.00	0.33	100.00%	7,449.00	99.99 %

CITY OF QUINCY, FL
 OPERATING EXPENSES FOR THE TWELVE (12) MONTHS ENDED SEPTEMBER 30, 2023 - BUDGET TO ACTUAL

G/L ACCT #	ACCOUNT DESCRIPTION	FY 2023 OPERATING BUDGET	FY 2023 12 MONTHS YTD OPERATING ACTUAL	FY 2023 OPERATING BUDGET BALANCE	FY 2023 12 MONTHS YTD OPERATING 100%	FY 2022 12 MONTHS YTD OPERATING ACTUAL	YTD% 2022
402-540-535-10210	FICA TAXES	7,251.00	7,250.00	0.77	99.99%	5,887.00	85.91 %
402-540-535-10220	RETIREMENT CONTRIBUTIONS	10,450.00	10,449.00	0.83	99.99%	8,051.00	90.44 %
402-540-535-10230	LIFE & HEALTH INSURANCE	24,156.00	24,155.00	0.95	100.00%	23,619.00	99.99 %
402-540-535-30312	ENGINEERING STUDY	-	-	-	0.00%	-	0.00 %
402-540-535-30341	CONTRACTUAL SERVICES	2,900.00	2,900.00	-	100.00%	-	0.00 %
402-540-535-30401	AUTO EXPENSE	131.00	130.00	0.79	99.24%	-	0.00 %
402-540-535-30403	GASOLINE & DIESEL	3,784.00	3,783.00	0.52	99.97%	3,530.00	99.99 %
402-540-535-30404	OIL & GREASE	70.00	70.00	0.16	100.00%	-	0.00 %
402-540-535-30405	TIRES	232.00	232.00	0.15	100.00%	603.00	157.80 %
402-540-535-30406	AUTO PARTS	1,008.00	1,007.00	0.60	99.90%	624.00	58.03 %
402-540-535-30407	VEHICLE REPAIRS-PARTS AND LABO	5,842.00	5,841.00	0.97	99.98%	1,495.00	42.96 %
402-540-535-30462	REPAIR & MAINT.-EQUIPMENT & TO	1,460.00	1,460.00	0.26	100.00%	967.00	53.97 %
402-540-535-30467	MAINTENANCE OF MAINS & LINES	36,414.00	5,506.00	30,907.66	15.12%	54,536.00	99.99 %
402-540-535-30491	OTHER OPERATING EXPENSE	-	-	-	0.00%	196.00	72.16 %
402-540-535-30521	OPERATING SUPPLIES	68.00	68.00	0.02	100.00%	238.00	97.47 %
402-540-535-30522	OPERATING SUPPLIES - UNIFORMS	2,013.00	2,012.00	0.71	99.95%	1,981.00	89.78 %
402-540-535-60642	VEHICLE - TRUCKS	45,529.00	45,529.00	-	100.00%	-	0.00 %
402-540-535-60644	EQUIPMENT	115,500.00	68,657.00	46,843.04	59.44%	-	0.00 %
	TOTAL SEWER DISTRIBUTION	358,664.00	280,905.00	77,757.81	78.32%	186,366.00	67.00-%
	TOTAL SEWER FUND	2,139,809.00	2,049,938.00	89,866.49	95.80%	2,525,483.00	98.00-%
	ELECTRIC ADMINISTRATION						
403-520-531-10110	EXE SALARIES & WAGES	29,014.00	29,014.00	0.26	100.00%	91,520.00	76.06 %
403-520-531-10120	REGULAR SALARIES & WAGES	49,400.00	49,399.00	0.53	100.00%	57,666.00	93.43 %
403-520-531-10140	OVERTIME	1,154.00	1,153.00	0.77	99.91%	3,309.00	98.77 %
403-520-531-10210	FICA TAXES	6,057.00	6,057.00	0.46	100.00%	10,389.00	74.01 %
403-520-531-10220	RETIREMENT CONTRIBUTIONS	9,201.00	9,200.00	0.58	99.99%	17,373.00	81.17 %
403-520-531-10230	LIFE & HEALTH INSURANCE	8,346.00	8,345.00	0.70	99.99%	14,147.00	86.17 %
403-520-531-30320	ACCOUNTING & AUDITING SERVICES	21,120.00	21,120.00	-	100.00%	21,120.00	79.64 %
403-520-531-30341	CONTRACTUAL SERVICES	60,098.00	60,097.00	0.65	100.00%	76,386.00	93.17 %
403-520-531-30343	PROFESSIONAL SERVICES	31,000.00	27,927.00	3,073.48	90.09%	17,349.00	79.49 %
403-520-531-30370	PURCHASED ELECTRIC	9,690,752.00	7,614,816.00	2,075,936.08	78.58%	10,377,487.00	135.72 %
403-520-531-30391	TRANSFER TO RESERVES	129,188.00	-	129,188.00	0.00%	-	0.00 %

CITY OF QUINCY, FL
 OPERATING EXPENSES FOR THE TWELVE (12) MONTHS ENDED SEPTEMBER 30, 2023 - BUDGET TO ACTUAL

G/L ACCT #	ACCOUNT DESCRIPTION	FY 2023 OPERATING BUDGET	FY 2023 12 MONTHS YTD OPERATING ACTUAL	FY 2023 OPERATING BUDGET BALANCE	FY 2023 12 MONTHS YTD OPERATING 100%	FY 2022 12 MONTHS YTD OPERATING ACTUAL	YTD% 2022
403-520-531-30402	TRAVEL EXPENSE	1,600.00	1,150.00	450.00	71.88%	-	0.00 %
403-520-531-30403	GASOLINE & DIESEL	25,000.00	17,841.00	7,158.94	71.36%	28,988.00	113.24 %
403-520-531-30404	OIL & GREASE	250.00	99.00	151.20	39.60%	97.00	38.80 %
403-520-531-30405	TIRES	400.00	222.00	178.06	55.50%	-	0.00 %
403-520-531-30406	VEHICLE PARTS ONLY	500.00	385.00	115.00	77.00%	142.00	28.54 %
403-520-531-30407	VEHICLE REPAIRS	500.00	455.00	44.78	91.00%	-	0.00 %
403-520-531-30410	TELEPHONE	7,323.00	7,323.00	0.11	100.00%	6,382.00	99.99 %
403-520-531-30440	RENTALS/LEASES	4,700.00	574.00	4,125.68	12.21%	531.00	7.37 %
403-520-531-30451	INSURANCE - PROPERTY LIABILITY	222,638.00	222,637.00	0.57	100.00%	164,797.00	97.99 %
403-520-531-30462	REPAIR & MAINT-EQUIPMENT & TO	3,000.00	681.00	2,318.60	22.70%	2,470.00	82.33 %
403-520-531-30465	COPIER PAYMENT	2,000.00	-	2,000.00	0.00%	1,492.00	74.58 %
403-520-531-30491	OTHER OPERATING EXPENSE	11,415.00	8,558.00	2,856.62	74.97%	2,457.00	13.49 %
403-520-531-30493	TRAINING	14,025.00	13,563.00	462.15	96.71%	2,414.00	16.80 %
403-520-531-30500	LEGAL ADS & RECORDING	2,110.00	1,451.00	659.37	68.77%	1,632.00	95.95 %
403-520-531-30511	OFFICE SUPPLIES	574.00	563.00	11.02	98.08%	508.00	88.46 %
403-520-531-30512	POSTAGE	26,300.00	5,849.00	20,450.72	22.24%	21,957.00	74.11 %
403-520-531-30521	OPERATING SUPPLIES	1,234.00	946.00	287.89	76.66%	248.00	57.23 %
403-520-531-30522	OPERATING SUPPLIES - UNIFORMS	1,768.00	1,298.00	469.91	73.42%	660.00	85.96 %
403-520-531-30540	DUES, PUBLICATION, & MEMBERSHI	46,000.00	34,811.00	11,189.02	75.68%	40,821.00	97.60 %
403-520-531-30560	BAD DEBTS	-	-	-	0.00%	172,430.00	0.00 %
403-520-531-30580	STATE ASSESSMENT TAXES	2,711.00	2,710.00	0.88	99.96%	2,711.00	96.79 %
403-520-531-30591	UNCLAIMED PROPERTY UTILITY REF	5,000.00	982.00	4,018.48	19.64%	3,488.00	69.75 %
403-520-531-30646	ECONOMIC DEVELOPMENT INITIATIV	47,000.00	3,245.00	43,754.91	6.90%	411,230.00	82.85 %
403-520-531-31000	OTHER OPERATING EXP - IT SUPPO	33,988.00	33,988.00	0.04	100.00%	16,800.00	100.00 %
403-520-531-70031	2020A BOND DEBT SERVICE PRINCI	202,358.00	202,358.00	0.13	100.00%	-	0.00 %
403-520-531-70032	2020A BOND DEBT SERVICE INTERE	32,582.00	32,582.00	0.35	100.00%	34,655.00	94.40 %
403-520-531-70113	2021 BOND DEBT SERVICE PRINCIP	141,346.00	141,346.00	0.47	100.00%	-	0.00 %
403-520-531-70114	2021 BOND DEBT SERVICE INTERES	40,909.00	40,909.00	0.25	100.00%	42,065.00	197.29 %
403-520-531-90990	TRANSFER OF PROFIT	4,651,069.00	4,651,069.00	(0.46)	100.00%	4,296,721.00	100.00 %
403-520-531-90993	INTERFUND TRANSFER TO SEWER	-	-	-	0.00%	12,288.00	100.00 %
403-520-531-90994	INTERFUND TRANSFER TO WATER	100,000.00	100,000.00	-	100.00%	9,610.00	99.99 %
403-520-531-91000	BUSINESS ACTIVITY SHARED EXP	463,710.00	463,710.00	-	100.00%	410,888.00	100.00 %
	TOTAL ELECTRIC ADM	16,127,340.00	13,818,433.00	2,308,906.20	85.68%	16,375,228.00	115.00-%

CITY OF QUINCY, FL
 OPERATING EXPENSES FOR THE TWELVE (12) MONTHS ENDED SEPTEMBER 30, 2023 - BUDGET TO ACTUAL

G/L ACCT #	ACCOUNT DESCRIPTION	FY 2023 OPERATING BUDGET	FY 2023 12 MONTHS YTD OPERATING ACTUAL	FY 2023 OPERATING BUDGET BALANCE	FY 2023 12 MONTHS YTD OPERATING 100%	FY 2022 12 MONTHS YTD OPERATING ACTUAL	YTD% 2022
	ELECTRIC DISTRIBUTION						
403-591-531-00960	INVESTMENT EXPENSES	-	-	-	0.00%	2,901.00	0.00 %
403-591-531-10120	REGULAR SALARIES & WAGES	415,840.00	415,840.00	0.17	100.00%	396,744.00	98.83 %
403-591-531-10140	OVERTIME	11,688.00	11,687.00	0.51	99.99%	17,211.00	94.99 %
403-591-531-10210	FICA TAXES	30,419.00	30,419.00	0.11	100.00%	29,853.00	98.99 %
403-591-531-10220	RETIREMENT CONTRIBUTIONS	47,998.00	47,998.00	0.09	100.00%	43,219.00	91.18 %
403-591-531-10230	LIFE & HEALTH INSURANCE	85,466.00	85,466.00	0.03	100.00%	78,834.00	91.91 %
403-591-531-30341	CONTRACTUAL SERVICES	42,000.00	13,257.00	28,743.24	31.56%	16,608.00	94.46 %
403-591-531-30403	GASOLINE & DIESEL	32,393.00	32,392.00	0.89	100.00%	19,380.00	107.45 %
403-591-531-30404	OIL & GREASE	2,272.00	1,633.00	638.52	71.88%	503.00	39.52 %
403-591-531-30405	TIRES	3,832.00	3,831.00	0.63	99.97%	2,439.00	97.55 %
403-591-531-30406	PARTS	3,338.00	3,337.00	0.94	99.97%	3,475.00	60.96 %
403-591-531-30407	VEHICLE REPAIRS-LABOR & PARTS	34,203.00	34,203.00	0.42	100.00%	13,626.00	99.45 %
403-591-531-30430	UTILITIES	63,467.00	63,466.00	0.64	100.00%	77,689.00	99.99 %
403-591-531-30440	RENTALS / LEASES	-	-	-	0.00%	-	0.00 %
403-591-531-30461	REPAIR & MAINT - OFFICE EQUIPM	2,500.00	11.00	2,489.01	0.44%	713.00	28.50 %
403-591-531-30462	REPAIR & MAINT - EQUIPMENT & T	7,590.00	7,589.00	0.89	99.99%	2,711.00	45.19 %
403-591-531-30467	REPAIR & MAINT-MAINS & LINES	15,000.00	78.00	14,921.89	0.52%	5,483.00	71.21 %
403-591-531-30468	REPAIR & MAINTENANCE - SERVICE	4,113.00	4,092.00	20.51	99.49%	4,034.00	98.07 %
403-591-531-30469	CONTRACTUAL TREE TRIMMING & LI	5,561.00	-	5,561.00	0.00%	625.00	3.77 %
403-591-531-30491	OTHER OPERATING EXPENSES	24,036.00	15,927.00	8,109.11	66.26%	3,543.00	21.47 %
403-591-531-30521	OPERATING SUPPLIES	267.00	267.00	0.42	100.00%	516.00	57.49 %
403-591-531-30522	OPERATING SUPPLIES - UNIFORMS	16,874.00	16,874.00	0.40	100.00%	15,618.00	89.04 %
403-591-531-60635	STREET LIGHTS	91.00	91.00	0.07	100.00%	-	0.00 %
403-591-531-60636	SIGNALIZATION	33,900.00	2,540.00	31,360.34	7.49%	-	0.00 %
403-591-531-70731	HONEYWELL LOAN PRINCIPAL	82,161.00	82,161.00	(0.33)	100.00%	-	0.00 %
403-591-531-70732	HONEYWELL LOAN INTEREST	2,871.00	2,871.00	0.33	100.00%	6,380.00	90.06 %
403-591-531-70733	BUCKET TRUCKS LOAN PRINCIPAL	99,969.00	99,969.00	-	100.00%	-	0.00 %
403-591-531-70734	BUCKET TRUCKS LOAN INTEREST	4,012.00	4,012.00	(0.78)	100.00%	6,506.00	111.21 %
	TOTAL ELECTRIC DISTRIBUTION	1,071,861.00	980,011.00	91,849.05	91.43%	748,611.00	63.00%
	ELECTRIC WAREHOUSE						
403-502-531-10120	REGULAR SALARIES & WAGES	34,404.00	34,403.00	0.99	100.00%	36,745.00	99.99 %
403-502-531-10140	OVERTIME	1,146.00	1,146.00	0.18	100.00%	1,553.00	89.70 %

CITY OF QUINCY, FL
 OPERATING EXPENSES FOR THE TWELVE (12) MONTHS ENDED SEPTEMBER 30, 2023 - BUDGET TO ACTUAL

G/L ACCT #	ACCOUNT DESCRIPTION	FY 2023 OPERATING BUDGET	FY 2023 12 MONTHS YTD OPERATING ACTUAL	FY 2023 OPERATING BUDGET BALANCE	FY 2023 12 MONTHS YTD OPERATING 100%	FY 2023 12 MONTHS YTD OPERATING ACTUAL	YTD% 2022
403-502-531-10210	FICA TAXES	2,419.00	2,418.00	0.99	99.96%	2,628.00	98.89 %
403-502-531-10220	RETIREMENT CONTRIBUTIONS	4,090.00	4,089.00	0.72	99.98%	4,106.00	99.99 %
403-502-531-10230	LIFE & HEALTH INSURANCE	6,521.00	6,520.00	0.89	99.98%	6,799.00	94.96 %
403-502-531-30430	UTILITIES	3,397.00	3,397.00	0.30	100.00%	3,334.00	97.97 %
403-502-531-30461	R/M-OFFICE EQUIPMENT	149.00	-	149.00	0.00%	-	0.00 %
403-502-531-30462	REPAIR & MAINT - EQUIP AND TOO	3,500.00	2,844.00	655.55	81.26%	1,154.00	38.45 %
403-502-531-30463	REPAIR & MAINT - BLDG AND GROU	785.00	731.00	53.53	93.12%	963.00	81.31 %
403-502-531-30490	BANK CHARGES	1,000.00	-	1,000.00	0.00%	764.00	76.36 %
403-502-531-30491	OTHER OPERATING EXPENSE	300.00	244.00	56.26	81.33%	-	0.00 %
403-502-531-30521	OPERATING SUPPLIES	1,489.00	1,413.00	75.90	94.90%	2,068.00	97.91 %
403-502-531-30522	OPERATING SUPPLIES - UNIFORMS	745.00	745.00	0.50	100.00%	660.00	91.31 %
	TOTAL ELECTRIC WAREHOUSE	59,945.00	57,950.00	1,994.81	96.67%	60,774.00	94.00-%
	LINE CLEARING-ELECTRIC						
403-539-531-10120	REGULAR SALARIES & WAGES - LIN	166,054.00	166,053.00	0.54	100.00%	174,052.00	99.99 %
403-539-531-10140	OVERTIME - LINE CLEARING CREW	27,696.00	27,696.00	0.08	100.00%	26,872.00	99.99 %
403-539-531-10210	FICA TAXES - LINE CLEARING CRE	13,943.00	13,942.00	0.92	99.99%	14,578.00	99.99 %
403-539-531-10220	RETIREMENT CONTRIBUTIONS - LIN	18,766.00	18,765.00	0.98	99.99%	18,440.00	99.99 %
403-539-531-10230	LIFE & HEALTH INS - LINE CLEAR	32,959.00	32,958.00	0.67	100.00%	34,030.00	99.99 %
403-539-531-30343	PROFESSIONAL SERVICES	42,522.00	42,522.00	0.27	100.00%	52,605.00	99.91 %
403-539-531-30469	CONTRACTUAL SRVC TREE TRIMMING	60,000.00	55,108.00	4,892.42	91.85%	126,354.00	98.49 %
403-539-531-60610	ELECTRIC REBUILD - MUTUAL AID	132,500.00	-	132,500.00	0.00%	-	0.00 %
403-539-531-70192	H-M LOAN CCB 3M '19 INT	-	-	-	0.00%	21,053.00	84.21 %
	TOTAL LINE CLEARING	494,440.00	357,044.00	137,395.88	72.21%	467,984.00	32.00-%
	TOTAL ELECTRIC FUND	17,753,586.00	15,213,438.00	2,540,145.94	85.69%	17,652,597.00	104.00-%
	WATER ADMINISTRATION						
404-520-533-10110	EXE SALARIES & WAGES	14,906.00	14,905.00	0.61	99.99%	18,248.00	98.12 %
404-520-533-10120	REGULAR SALARIES & WAGES	65,014.00	65,013.00	0.72	100.00%	76,303.00	99.99 %
404-520-533-10140	OVERTIME	5,089.00	5,088.00	0.97	99.98%	4,556.00	99.99 %
404-520-533-10210	FICA TAXES	6,048.00	6,047.00	0.74	99.98%	7,018.00	99.96 %
404-520-533-10220	RETIREMENT CONTRIBUTIONS	9,362.00	9,362.00	0.15	100.00%	10,701.00	95.40 %
404-520-533-10230	LIFE & HEALTH INSURANCE	18,923.00	18,922.00	0.53	99.99%	19,114.00	97.96 %

CITY OF QUINCY, FL
OPERATING EXPENSES FOR THE TWELVE (12) MONTHS ENDED SEPTEMBER 30, 2023 - BUDGET TO ACTUAL

G/L ACCT #	ACCOUNT DESCRIPTION	FY 2023 OPERATING BUDGET	FY 2023 12 MONTHS YTD OPERATING ACTUAL	FY 2023 OPERATING BUDGET BALANCE	FY 2023 12 MONTHS YTD OPERATING 100%	FY 2022 12 MONTHS YTD OPERATING ACTUAL	YTD% 2022
404-520-533-30320	ACCOUNTING & AUDITING SERVICES	9,680.00	9,680.00	-	100.00%	9,680.00	79.64 %
404-520-533-30341	CONTRACTUAL SERVICES	10,755.00	10,755.00	0.11	100.00%	18,557.00	99.99 %
404-520-533-30343	PROFESSIONAL SERVICES	90.00	90.00	-	100.00%	75.00	4.47 %
404-520-533-30390	CONTINGENCY	-	-	-	0.00%	-	0.00 %
404-520-533-30402	TRAVEL EXPENSE	-	-	-	0.00%	-	0.00 %
404-520-533-30404	OIL & GREASE	-	-	-	0.00%	-	0.00 %
404-520-533-30405	TIRES	-	-	-	0.00%	-	0.00 %
404-520-533-30410	TELEPHONE	1,939.00	1,938.00	0.61	99.95%	1,453.00	93.56 %
404-520-533-30440	RENTALS & LEASES	575.00	574.00	0.68	99.83%	531.00	96.01 %
404-520-533-30451	INSURANCE - PROPERTY LIABILITY	65,968.00	65,968.00	0.46	100.00%	48,829.00	99.41 %
404-520-533-30465	COPIER REPAIRS	-	-	-	0.00%	1,492.00	74.58 %
404-520-533-30490	BANK CHARGES	-	-	-	0.00%	726.00	67.54 %
404-520-533-30491	OTHER OPERATING EXPENSE	1,769.00	1,768.00	0.63	99.94%	9,245.00	255.52 %
404-520-533-30493	TRAINING	-	-	-	0.00%	-	0.00 %
404-520-533-30501	PERMITS & FEES	650.00	650.00	-	100.00%	100.00	53.47 %
404-520-533-30511	OFFICE SUPPLIES	-	-	-	0.00%	-	0.00 %
404-520-533-30521	OPERATING SUPPLIES	-	-	-	0.00%	-	0.00 %
404-520-533-30522	OPERATING SUPPLIES - UNIFORMS	270.00	269.00	0.53	99.63%	220.00	87.33 %
404-520-533-30560	BAD DEBT	-	-	-	0.00%	10,332.00	0.00 %
404-520-533-31000	OTHER OPERATING EXP - IT SUPPO	9,500.00	9,500.00	(0.04)	100.00%	8,400.00	100.00 %
404-520-533-60670	DEPRECIATION	-	-	-	0.00%	509,664.00	0.00 %
404-520-533-70031	2020A BOND SERVICE PRINCIPAL	101,179.00	101,179.00	0.06	100.00%	-	0.00 %
404-520-533-70032	2020A BOND DEBT SERVICE INTERE	16,292.00	16,291.00	1.16	99.99%	17,327.00	372.78 %
404-520-533-70113	2021 BOND DEBT SERVICE PRINCIP	30,123.00	30,123.00	0.18	100.00%	-	0.00 %
404-520-533-70114	2021 BOND DEBT SERVICE INTERES	8,718.00	8,718.00	(0.26)	100.00%	8,965.00	197.29 %
404-520-533-70170	SRL DRNK WTR 200601 PRIN	129,150.00	124,109.00	5,041.25	96.10%	-	0.00 %
404-520-533-70720	DRK WTR SRL 200601 INT	3,740.00	385.00	3,355.48	10.29%	12,325.00	81.39 %
404-520-533-70722	2020C FDEP BBT PRINCIPAL	147,119.00	147,119.00	0.40	100.00%	-	0.00 %
404-520-533-70723	2020C FDEP BBT INTEREST	35,312.00	35,312.00	0.46	100.00%	37,607.00	98.02 %
404-520-533-70731	HONEYWELL LOAN PRINCIPAL	25,675.00	25,675.00	(0.44)	100.00%	-	0.00 %
404-520-533-70732	HONEYWELL LOAN INTEREST	897.00	897.00	(0.02)	100.00%	1,994.00	90.06 %
404-520-533-90990	TRANSFER OF PROFIT	413,685.00	413,685.00	-	100.00%	526,927.00	71.50 %
404-520-533-90991	TRANSFER TO REFUSE	5,883.00	-	5,883.00	0.00%	-	0.00 %
404-520-533-90992	TRANSFER TO GAS	-	-	-	0.00%	5,883.00	100.00 %

CITY OF QUINCY, FL
 OPERATING EXPENSES FOR THE TWELVE (12) MONTHS ENDED SEPTEMBER 30, 2023 - BUDGET TO ACTUAL

G/L ACCT #	ACCOUNT DESCRIPTION	FY 2023 OPERATING BUDGET	FY 2023 12 MONTHS YTD OPERATING ACTUAL	FY 2023 OPERATING BUDGET BALANCE	FY 2023 12 MONTHS YTD OPERATING 100%	FY 2022 12 MONTHS YTD OPERATING ACTUAL	YTD% 2022
404-520-533-91000	BUSINESS ACTIVITY SHARED EXP	98,555.00	98,555.00	(0.04)	100.00%	87,328.00	99.99 %
	TOTAL WATER ADM	1,236,866.00	1,222,577.00	14,287.93	98.84%	1,453,600.00	87.00-%
	WATER TREATMENT						
404-530-533-30341	CONTRACTUAL SERVICES	392,779.00	392,779.00	0.05	100.00%	338,070.00	99.98 %
404-530-533-30430	UTILITIES	132,965.00	132,964.00	0.67	100.00%	115,754.00	99.97 %
404-530-533-30466	REPAIR & MAINTENANCE - PLANT	-	-	-	0.00%	-	0.00 %
404-530-533-30469	REPAIR & MAINT RESERVOIRS	-	-	-	0.00%	1,958.00	50.31 %
404-530-533-60644	EQUIPMENT	30,000.00	30,000.00	-	100.00%	-	0.00 %
	TOTAL WATER TREATMENT	555,744.00	555,743.00	0.72	100.00%	455,782.00	92.00-%
	WATER DISTRIBUTION						
404-539-533-10120	REGULAR SALARIES & WAGES	89,074.00	89,073.00	0.52	100.00%	77,190.00	91.81 %
404-539-533-10140	OVERTIME	12,778.00	12,777.00	0.94	99.99%	7,447.00	99.98 %
404-539-533-10210	FICA TAXES	7,250.00	7,249.00	0.52	99.99%	5,886.00	85.90 %
404-539-533-10220	RETIREMENT CONTRIBUTIONS	10,449.00	10,449.00	0.16	100.00%	8,051.00	81.30 %
404-539-533-10230	LIFE & HEALTH INSURANCE	24,236.00	24,236.00	0.22	100.00%	24,165.00	99.99 %
404-539-533-30403	GASOLINE & DIESEL	6,915.00	6,914.00	0.94	99.99%	1,074.00	53.70 %
404-539-533-30404	OIL & GREASE	225.00	225.00	0.17	100.00%	162.00	40.53 %
404-539-533-30405	TIRES	340.00	339.00	0.63	99.71%	843.00	82.66 %
404-539-533-30406	AUTO PARTS	666.00	665.00	0.65	99.85%	1,057.00	94.21 %
404-539-533-30407	VEHICLE REPAIRS-PARTS AND LABO	-	-	-	0.00%	2,113.00	166.13 %
404-539-533-30462	REPAIR & MAINT- EQUIPMENT & TO	941.00	941.00	0.50	100.00%	318.00	38.96 %
404-539-533-30467	REPAIR & MAINT.-MAINS & LINES	109,214.00	94,295.00	14,919.00	86.34%	1,125.00	70.30 %
404-539-533-30468	REPAIR & MAINT.- SERVICES	-	-	-	0.00%	64.00	2.36 %
404-539-533-30491	OTHER OPERATING EXPENSE	119.00	119.00	0.24	100.00%	365.00	99.92 %
404-539-533-30521	OPERATING SUPPLIES	266.00	266.00	-	100.00%	195.00	38.99 %
404-539-533-30522	OPERATING SUPPLIES - UNIFORMS	2,013.00	2,012.00	0.71	99.95%	1,982.00	79.68 %
	TOTAL WATER DISTRIBUTION	264,486.00	249,560.00	14,925.20	94.36%	132,037.00	74.00-%
	TOTAL WATER FUND	2,057,096.00	2,027,880.00	29,213.85	98.58%	2,041,419.00	87.00-%
	GAS ADMINISTRATION						
405-520-532-10110	EXE SALARIES & WAGES	17,952.00	14,905.00	3,046.54	83.03%	18,247.00	92.88 %

CITY OF QUINCY, FL
 OPERATING EXPENSES FOR THE TWELVE (12) MONTHS ENDED SEPTEMBER 30, 2023 - BUDGET TO ACTUAL

G/L ACCT #	ACCOUNT DESCRIPTION	FY 2023 OPERATING BUDGET	FY 2023 12 MONTHS YTD OPERATING ACTUAL	FY 2023 OPERATING BUDGET BALANCE	FY 2023 12 MONTHS YTD OPERATING 100%	FY 2022 12 MONTHS YTD OPERATING ACTUAL	YTD% 2022
405-520-532-10120	REGULAR SALARIES & WAGES	26,048.00	26,047.00	0.61	100.00%	22,368.00	99.99 %
405-520-532-10140	OVERTIME	2,000.00	542.00	1,458.48	27.10%	1,654.00	98.77 %
405-520-532-10210	FICA TAXES	3,519.00	3,066.00	453.35	87.13%	3,104.00	99.23 %
405-520-532-10220	RETIREMENT CONTRIBUTIONS	5,520.00	4,876.00	643.88	88.33%	4,692.00	98.19 %
405-520-532-10230	LIFE & HEALTH INSURANCE	7,452.00	6,252.00	1,199.80	83.90%	4,588.00	94.36 %
405-520-532-30320	ACCOUNTING & AUDITING SERVICES	12,117.00	9,680.00	2,437.00	79.89%	9,680.00	79.64 %
405-520-532-30341	CONTRACTUAL SERVICES	9,075.00	6,089.00	2,985.90	67.10%	4,117.00	52.14 %
405-520-532-30343	PROFESSIONAL SERVICES	8,200.00	583.00	7,617.35	7.11%	-	0.00 %
405-520-532-30380	PURCHASED GAS	1,300,000.00	735,612.00	564,387.81	56.59%	1,194,061.00	97.52 %
405-520-532-30402	TRAVEL EXPENSE	50.00	-	50.00	0.00%	-	0.00 %
405-520-532-30403	GAS & DIESEL	500.00	-	500.00	0.00%	-	0.00 %
405-520-532-30404	OIL & GREASE	100.00	-	100.00	0.00%	-	0.00 %
405-520-532-30405	TIRES	100.00	10.00	90.00	10.00%	-	0.00 %
405-520-532-30410	TELEPHONE EXPENSE	2,625.00	2,264.00	360.82	86.25%	2,424.00	99.99 %
405-520-532-30440	RENTALS/LEASES	575.00	574.00	0.68	99.83%	531.00	96.01 %
405-520-532-30451	INSURANCE - PROPERTY LIABILITY	41,230.00	41,230.00	0.29	100.00%	30,518.00	94.59 %
405-520-532-30465	COPIER REPAIRS	-	-	-	0.00%	1,492.00	74.57 %
405-520-532-30490	BANK CHARGES	-	-	-	0.00%	691.00	69.11 %
405-520-532-30491	OTHER OPERATING EXPENSE	2,521.00	2,520.00	0.57	99.96%	562.00	14.71 %
405-520-532-30493	TRAINING	2,272.00	2,271.00	0.64	99.96%	-	0.00 %
405-520-532-30511	OFFICE SUPPLIES	177.00	63.00	114.36	35.59%	-	0.00 %
405-520-532-30521	OPERATING SUPPLIES	811.00	810.00	0.66	99.88%	4,868.00	300.31 %
405-520-532-30522	OPERATING SUPPLIES - UNIFORMS	280.00	274.00	5.94	97.86%	220.00	78.60 %
405-520-532-30580	TAXES-STATE ASSESSMENT	2,815.00	2,815.00	0.49	100.00%	3,455.00	99.98 %
405-520-532-31000	OTHER OPERATING EXP - IT SUPPO	9,500.00	9,500.00	(0.04)	100.00%	8,400.00	100.00 %
405-520-532-60670	DEPRECIATION	-	-	-	0.00%	8,791.00	0.00 %
405-520-532-70113	2021 BOND DEBT SERVICE PRINCIP	30,123.00	30,123.00	0.18	100.00%	-	0.00 %
405-520-532-70114	2021 BOND DEBT SERVICE INTERES	8,718.00	8,718.00	(0.26)	100.00%	8,965.00	197.29 %
405-520-532-90990	TRANSFER OF PROFIT	142,550.00	142,550.00	(0.04)	100.00%	417,663.00	100.00 %
405-520-532-91000	BUSINESS ACTIVITY SHARED EXP	65,079.00	65,079.00	-	100.00%	57,666.00	100.00 %
	TOTAL GAS ADM	1,701,909.00	1,116,453.00	585,455.01	65.60%	1,808,757.00	92.00-%
	GAS DISTRIBUTION						
405-561-532-10120	REGULAR SALARIES & WAGES	165,400.00	125,545.00	39,855.14	75.90%	170,627.00	97.77 %

CITY OF QUINCY, FL
 OPERATING EXPENSES FOR THE TWELVE (12) MONTHS ENDED SEPTEMBER 30, 2023 - BUDGET TO ACTUAL

G/L ACCT #	ACCOUNT DESCRIPTION	FY 2023 OPERATING BUDGET	FY 2023 12 MONTHS YTD OPERATING ACTUAL	FY 2023 OPERATING BUDGET BALANCE	FY 2023 12 MONTHS YTD OPERATING 100%	FY 2022 12 MONTHS YTD OPERATING ACTUAL	YTD% 2022
405-561-532-10140	OVERTIME	3,500.00	3,439.00	61.13	98.26%	3,129.00	51.48 %
405-561-532-10210	FICA TAXES	12,921.00	9,683.00	3,237.53	74.94%	12,945.00	99.26 %
405-561-532-10220	RETIREMENT CONTRIBUTIONS	20,268.00	15,145.00	5,122.56	74.72%	18,847.00	95.54 %
405-561-532-10230	LIFE & HEALTH INSURANCE	27,362.00	15,065.00	12,296.65	55.06%	22,904.00	95.47 %
405-561-532-30403	GASOLINE & DIESEL	3,500.00	2,805.00	694.65	80.14%	3,888.00	103.98 %
405-561-532-30404	OIL & GREASE	290.00	-	290.00	0.00%	179.00	61.61 %
405-561-532-30405	TIRES	783.00	308.00	474.53	39.34%	-	0.00 %
405-561-532-30406	VEHICLE PARTS	1,544.00	1,543.00	0.53	99.94%	2,285.00	76.66 %
405-561-532-30407	VEHICLE REPAIR PARTS AND LABO	500.00	393.00	107.41	78.60%	-	0.00 %
405-561-532-30430	UTILITIES	1,488.00	1,487.00	0.96	99.93%	1,521.00	70.91 %
405-561-532-30462	REPAIR & MAINT-EQUIPMENT & TOO	414.00	403.00	10.82	97.34%	337.00	92.56 %
405-561-532-30467	MAINT. OF MAINS & LINES - GAS	8,001.00	-	8,001.00	0.00%	212.00	9.22 %
405-561-532-30468	MAINTENANCE OF SERVICES - GAS	3,490.00	-2,673	6,162.78	-76.59%	1,010.00	89.08 %
405-561-532-30491	OTHER OPERATING EXPENSE	29.00	-	29.49	0.00%	157.00	49.50 %
405-561-532-30520	OPER SUPP-WATER HEATERS	500.00	-	500.00	0.00%	-	0.00 %
405-561-532-30521	OPERATING SUPPLIES	181.00	144.00	37.23	79.56%	165.00	91.31 %
405-561-532-30522	OPERATING SUPPLIES - UNIFORMS	2,486.00	2,250.00	235.70	90.51%	2,201.00	88.52 %
405-561-532-60644	EQUIPMENT	75,289.00	75,289.00	-	100.00%	-	0.00 %
	TOTAL GAS DISTRIBUTION	327,946.00	253,499.00	77,118.11	77.30%	240,407.00	84.00-%
	TOTAL GAS FUND	2,029,855.00	1,369,952.00	662,573.12	67.49%	2,049,164.00	91.00-%
	REFUSE ADMINISTRATION						
406-410-539-30320	ACCOUNTING & AUDITING SERVICES	12,154.00	9,680.00	2,474.00	79.64%	9,680.00	99.24 %
406-410-539-30443	RESIDENTIAL REFUSE	577,072.00	764,377.00	(187,304.58)	132.46%	677,935.00	97.51 %
406-410-539-30451	INSURANCE - PROPERTY LIABILITY	32,500.00	32,987.00	(486.75)	101.50%	24,414.00	99.61 %
406-410-539-30480	YARD/SOLID WASTE TIPPING FEES	95,000.00	92,738.00	2,266.70	97.61%	100,636.00	99.93 %
406-410-539-30490	BANK CHARGES	1,000.00	16.00	984.32	1.60%	691.00	69.18 %
406-410-539-30491	Other Operating Expense	-	-	-	0.00%	190.00	22.57 %
406-410-539-31000	OTHER OPERATING EXP - IT SUPPO	9,500.00	9,500.00	(0.04)	100.00%	-	0.00 %
406-410-539-31443	COMMERCIAL REFUSE	496,683.00	618,737.00	(122,054.39)	124.57%	586,475.00	99.96 %
406-410-539-60670	DEPRECIATION	-	-	-	0.00%	13,712.00	0.00 %
406-410-539-90000	TRANSFER TO LANDFILL	-	-	-	0.00%	11,865.00	100.00 %
406-410-539-90990	TRANSFER PROFITS TO GF	209,670.00	209,670.00	-	100.00%	2,718.00	99.99 %

CITY OF QUINCY, FL
 OPERATING EXPENSES FOR THE TWELVE (12) MONTHS ENDED SEPTEMBER 30, 2023 - BUDGET TO ACTUAL

G/L ACCT #	ACCOUNT DESCRIPTION	FY 2023 OPERATING BUDGET	FY 2023 12 MONTHS YTD OPERATING ACTUAL	FY 2023 OPERATING BUDGET BALANCE	FY 2023 12 MONTHS YTD OPERATING 100%	FY 2022 12 MONTHS YTD OPERATING ACTUAL	YTD% 2022
406-410-539-91000	BUSINESS ACTIVITY SHARED EXP	65,104.00	65,104.00	0.04	100.00%	-	0.00 %
	TOTAL REFUSE FUND	1,498,683.00	1,802,804.00	(304,120.70)	120.29%	1,428,316.00	100.00-%
	LANDFILL OPERATIONS						
407-422-536-10120	REGULAR SALARIES & WAGES	56,000.00	41,879.00	14,120.83	74.78%	51,706.00	78.05 %
407-422-536-10140	OVERTIME	1,000.00	688.00	311.86	68.80%	1,128.00	99.98 %
407-422-536-10210	FICA TAXES	4,361.00	3,072.00	1,288.60	70.44%	3,781.00	84.26 %
407-422-536-10220	RETIREMENT CONTRIBUTIONS	6,840.00	4,763.00	2,076.83	69.63%	5,845.00	77.00 %
407-422-536-10230	LIFE & HEALTH INSURANCE	9,234.00	7,071.00	2,163.29	76.58%	8,352.00	54.18 %
407-422-536-30341	CONTRACTUAL SERVICES	6,000.00	85.00	5,915.00	1.42%	1,800.00	25.71 %
407-422-536-30346	MONITORING FEES	42,235.00	35,434.00	6,801.25	83.90%	1,383.00	5.04 %
407-422-536-30430	UTILITIES	1,012.00	1,012.00	0.48	100.00%	983.00	96.61 %
407-422-536-30462	REPAIR & MAINT-EQUIPMENT & TOO	495.00	280.00	214.75	56.57%	152.00	7.04 %
407-422-536-30463	REPAIR & MAINT.-BUILDINGS & GR	2,750.00	1,450.00	1,300.03	52.73%	2,122.00	86.62 %
407-422-536-30490	BANK CHARGES	1,000.00	-	1,000.00	0.00%	691.00	69.11 %
407-422-536-30491	OTHER OPERATING EXPENSE	1,300.00	311.00	989.07	23.92%	2,134.00	126.50 %
407-422-536-30493	TRAINING	650.00	636.00	13.90	97.85%	550.00	79.48 %
407-422-536-30560	BAD DEBT	-	-	-	0.00%	14,240.00	0.00 %
407-422-536-31000	OTHER OPERATING EXP - IT SUPPO	9,500.00	9,500.00	(0.04)	100.00%	-	0.00 %
407-422-536-90990	TRANSFER PROFIT	-	-	-	0.00%	5,362.00	100.00 %
407-422-536-91000	BUSINESS ACTIVITY SHARED EXP	6,221.00	6,221.00	(0.04)	100.00%	5,512.00	99.99 %
	TOTAL LANDFILL FUND	148,598.00	112,402.00	36,195.81	75.64%	105,741.00	64.00-%
	TELECOMMUNICATIONS						
508-539-539-30341	CONTRACTUAL SERVICES	3,107.00	518.00	2,588.50	16.67%	87,191.00	95.38 %
508-539-539-30343	PROFESSIONAL SERVICES	88,157.00	79,066.00	9,091.05	89.69%	7.00	0.70 %
508-539-539-30360	ADMINISTRATIVE SERVICES	4,264.00	-	4,264.00	0.00%	-	0.00 %
508-539-539-30403	GAS & DIESEL	1,993.00	1,993.00	0.27	100.00%	508.00	99.60 %
508-539-539-30410	TELEPHONE	14,000.00	12,454.00	1,545.66	88.96%	13,816.00	98.68 %
508-539-539-30430	UTILITIES	7,000.00	6,918.00	82.35	98.83%	8,714.00	99.47 %
508-539-539-30490	BANK CHARGES	900.00	-	900.00	0.00%	693.00	91.25 %
508-539-539-30491	OTHER OPERATING EXPENSES	5,950.00	3,846.00	2,103.82	64.64%	10,155.00	99.97 %
508-539-539-30494	Software License	236.00	235.00	0.55	99.58%	-	0.00 %
508-539-539-30497	LICENSES & SUPPORT	60,000.00	17,533.00	42,467.01	29.22%	-	0.00 %

CITY OF QUINCY, IL
 OPERATING EXPENSES FOR THE TWELVE (12) MONTHS ENDED SEPTEMBER 30, 2023 - BUDGET TO ACTUAL

G/L ACCT #	ACCOUNT DESCRIPTION	FY 2023 OPERATING BUDGET	FY 2023 12 MONTHS YTD OPERATING ACTUAL	FY 2023 OPERATING BUDGET BALANCE	FY 2023 12 MONTHS YTD OPERATING 100%	FY 2022 12 MONTHS YTD OPERATING ACTUAL	YTD% 2022
508-539-539-60644	EQUIPMENT	7,988.00	4,182.00	3,806.05	52.35%	-	0.00 %
	TOTAL TELECOMMUNICATIONS	193,595.00	126,745.00	66,849.26	65.47%	121,084.00	91.00-%
	TOTAL ENTERPRISE FUND	26,581,418.00	23,344,252.00	3,239,826.29	87.82%	26,619,828.00	101.00-%
	TOTAL ALL FUNDS	39,245,469.00	34,985,904.00	4,252,223.85	89.15%	38,696,438.00	96.00-%

DEBT SERVICE COVERAGE REPORT

AS OF SEPTEMBER 30, 2023

**CITY OF QUINCY, FL
DEBT SERVICE COVERAGE REPORT AS OF 09/30/2023**

**FY 2023
TWELVE
MONTHS YTD
ACTUAL**

REVENUES

Governmental	\$11,647,253
Enterprise	23,191,336
Total Revenues	<u>\$34,838,589</u>

EXPENDITURES

Personnel	\$9,350,999
Contractual Services	2,214,633
Professional Services	451,087
Purchased Electric	7,614,816
Purchased Gas	735,612
Contingency/Reserves/ Parks & Facilities	46,294
Travel, Gas, Oil & Grease, Tires, Auto Parts & Repair	459,116
Telephone	188,181
Utilities	554,598
Community Services	59,719
Commercial & Residential Refuse	1,383,114
Insurance - Property Liability	1,105,216
Rentals, Repair & Maintenance	293,158
Yard Tipping Cost	92,733
Other Operating Expenses	259,426
Training & Software	95,907
Office Supplies	34,990
Operating Materials & Supplies	191,341
Uniforms	173,447
Athletic Supplies & Equipment	60,442
Dues, Publications, Subscriptions & Memberships	41,318
Economic Environment & Development	331,789
Other Operating Expenses - IT Support	186,988
CRA Operations & Projects	230,573
Aid to Private Organizations	69,303
Transfers	5,633,491
Business Activity - Enterprise	760,197

Total Expenditures	<u>32,618,488</u>
---------------------------	--------------------------

MODIFIED OPERATING INCOME	<u>\$2,220,101</u>
----------------------------------	---------------------------

DEBT SERVICE	<u>\$1,761,874</u>
---------------------	---------------------------

DEBT SERVICE RATIO	<u>1.26</u>
---------------------------	--------------------

GRANT REPORT
THE TWELVE MONTHS ENDED SEPTEMBER 30, 2023

CITY OF QUINCY, FL GRANT BUDGET TO ACTUAL REVENUES AND EXPENSES YEAR ENDED 09/30/2023

ACCOUNT_#	ACCOUNT DESCRIPTION	APPROVED _BUDGET 2023	TWELVE MONTHS _YTD 2023	OVER (UNDER) ADJUSTED _ BUDGET	YTD_%
	CLEAN WATER SOLAR ARRAY GRANT				
402-381-39000	CLEAN WATER SOLAR ARRAY REVS	\$620,000	\$620,165	-\$165	100%
	CLEAN WATER SRL GRANT			-\$165	100%
	TOTAL CLEAN WTR SLR ARRAY REVS	\$620,000	\$620,165	-\$165	100%
	CLEAN WATER SOLAR ARRAY EXP				
402-531-535-80830	CLEAN WATER SOLAR ARRAY GRANT	\$620,000	\$620,165	-\$165	100%
	TOTAL CLEAN WTR SLR ARRAY EXP	\$620,000	\$620,165	-\$165	-100%
	WALMART GRANT (POLICE)				
001-366-00521	WALMART GRANT (POLICE) REVS	\$7,250	\$7,250	\$0	100%
	WALMART GRANT - POLICE			\$0	100%
	TOTAL WALMART GRT (POLICE) REV	\$7,250	\$7,250	\$0	100%
	WALMART GRANT (POLICE) EXP				
001-220-521-80835	WALMART GRANT - JOB 106	\$7,250	\$6,979	\$271	96%
	TOTAL WALMART GRT (POLICE) EXP	\$7,250	\$6,979	\$271	-96%
	SCOP S STEWART PHASE I GRANT				
001-334-49000	SCOP S STEWART PHS I GRANT REV	\$418,978	\$428,334	-\$9,356	102%
	State Grant - Transportation			-\$9,627	102%
	TOTAL SCOP S STEWART PHS I REV	\$418,978	\$428,334	-\$9,627	102%
	SCOP S STEWART PHS I GRANT EXP				
001-430-541-80831	SCOP S STEWART ST PHASE I - JO	\$418,978	\$428,334	-\$9,356	102%
	TOTAL SCOP S STEWART PHS I EXP	\$418,978	\$428,334	-\$9,356	-102%

CITY OF QUINCY, FL GRANT BUDGET TO ACTUAL REVENUES AND EXPENSES YEAR ENDED 09/30/2023

ACCOUNT_#	ACCOUNT DESCRIPTION	APPROVED	TWELVE	ADJUSTED_	YTD_%
		_BUDGET 2023	MONTHS_YTD 2023	OVER_(UNDER) BUDGET	
	DEM HAZARD MITIGATION GRANT				
	DEM HAZARD MITIGATION GRT REV	\$35,979	\$0	\$35,979	0%
402-331-32000	DEM HAZARD MITIGATION GRANT	\$35,979	\$0	\$35,979	0%
404-331-32000	DEM HAZARD MITIGATION GRANT	\$71,958	\$0	\$71,958	0%
	TOTAL DEM HAZ MITIGATION REV				
	DEM HAZARD MITIGATION GRT EXP	\$35,979	\$0	\$35,979	0%
402-531-535-80832	DEM HAZARD MITIGATION GRANT -	\$35,979	\$0	\$35,979	0%
404-530-533-80832	DEM HAZARD MITIGATION GRANT -	\$71,958	\$0	\$71,958	0%
	TOTAL DEM HAZ MITIGATION EXP				
	AMERICAN RESCUE PLAN ACT GRANT				
	AMERICAN RESCUE PLAN GRANT	\$477,782	\$262,029	\$323,708	32%
001-366-10015	AMERICAN RESCUE PLAN ACT GRANT	\$215,000	\$0	\$215,000	0%
402-331-33000	AMERICAN RESCUE PLAN ACT GRANT	\$64,500	\$12,473	\$58,430	9%
403-331-33000	AMERICAN RESCUE PLAN ACT GRANT	\$757,282	\$274,502	\$597,138	30%
	TOTAL AMER. RESCUE PLAN REVS				
	AMERICAN RESCUE PLAN ACT GRANT	\$477,782	\$262,029	\$215,753	55%
001-430-541-80833	AMERICAN RESCUE PLAN ACT GRANT	\$215,000	\$0	\$215,000	0%
402-540-535-80833	AMERICAN RESCUE PLAN ACT GRANT	\$64,500	\$12,473	\$52,027	19%
403-520-531-80833	AMERICAN RESCUE PLAN ACT GRANT	\$757,282	\$274,502	\$482,780	-36%
	TOTAL AMER. RESCUE PLAN EXPS				
	SOAR GRANT				
	SOAR GRANT REVS	\$24,313	\$68,799	-\$44,486	283%
001-366-10018	SOAR - STUDENTS WITH OPP TO AC	\$24,313	\$68,799	-\$44,486	283%
	TOTAL SOAR GRANT REVS				
	SOAR GRANT EXP	\$24,313	\$68,799	-\$29,784	223%
001-001-519-80834	SOAR GRANT - JOB 126	\$24,313	\$68,799	-\$29,784	-223%
	TOTAL SOAR GRANT EXP				

CITY OF QUINCY, FL GRANT BUDGET TO ACTUAL REVENUES AND EXPENSES YEAR ENDED 09/30/2023

ACCOUNT_#	ACCOUNT DESCRIPTION	APPROVED _BUDGET 2023	TWELVE MONTHS _YTD 2023	OVER_(UNDER) ADJUSTED _ BUDGET	YTD_%
HOMETOWN REVITALIZATION GRANT					
002-334-90000	HOMETOWN REVITAL. GRANT REV GRANT PROCEEDS TOTAL HOMETOWN REVITAL. REVS	\$2,949,428 \$2,949,428	\$0 \$0	\$2,949,428 0% \$2,949,428 0%	
002-250-552-80836	HOMETOWN REVITAL. GRANT EXP HOMETOWN REVITALIZATION GRANT TOTAL HOMETOWN REVITAL. EXP	\$2,949,428 \$2,949,428	\$0 \$0	\$2,949,428 0% \$2,949,428 0%	
FIREHOUSE SUB PUB. SAFETY GRNT					
001-366-10019	FIREHOUSE SUB PUB. SAFETY REVS FIREHOUSE SUBS PUBLIC SAFETY G TOTAL FIREHOUSE SUBS REVS	\$37,575 \$37,575	\$37,575 \$37,575	\$0 100% \$0 100%	
001-230-522-80837	FIREHOUSE SUB PUB SAFETY EXP FIREHOUSE SUBS PUBLIC SAFETY G TOTAL FIREHOUSE SUBS GRANT EXP	\$37,575 \$37,575	\$37,575 \$37,575	\$0 100% \$0 -100%	
FIBER OPTIC					
402-331-01019	FIBER OPTIC REVS Hurricane Michael FEMA Fiber O	\$39,000	\$20,704	\$19,677 50%	
403-331-01019	HURRICANE MICHAEL FEMA FIBER O	\$183,000	\$84,339	\$105,138 43%	
404-331-01019	Hurricane Michael FEMA Fiber O	\$39,000	\$17,974	\$22,407 43%	
405-331-01019	Hurricane Michael FEMA Fiber O TOTAL FIBER OPTIC REVS	\$39,000 \$300,000	\$17,974 \$140,991	\$22,407 43% \$169,630 43%	
402-540-535-80838	FIBER OPTIC EXP INFRASTRUCTURE FIBER OPTIC REB	\$39,000	\$20,704	\$18,296 53%	
403-591-531-80838	INFRASTRUCTURE FIBER OPTIC REB	\$183,000	\$84,339	\$98,661 46%	
404-539-533-80838	INFRASTRUCTURE FIBER OPTIC REB	\$39,000	\$17,974	\$21,026 46%	
405-561-532-80838	INFRASTRUCTURE FIBER OPTIC REB TOTAL FIBER OPTIC EXP	\$39,000 \$300,000	\$17,974 \$140,991	\$21,026 46% \$159,009 -47%	

CITY OF QUINCY, FL GRANT BUDGET TO ACTUAL REVENUES AND EXPENSES YEAR ENDED 09/30/2023

ACCOUNT_#	ACCOUNT DESCRIPTION	APPROVED _BUDGET 2023	TWELVE MONTHS _YTD 2023	OVER_(UNDER)		YTD_%
				ADJUSTED_ BUDGET		

ALL GRANT ACTIVITY

TOTAL GRANT REVENUES		\$5,186,784	\$1,577,616	\$3,733,876		
TOTAL GRANT EXPENSES		\$5,186,784	\$1,577,345	\$3,624,141		
GRANT NET RESULTS OF OPERATION		\$0	\$271	\$109,735		

UTILITY BILLING REPORT
AS OF SEPTEMBER 30, 2023

City of Quincy, Florida
Billing Statistics for the Month of September, 2023
Cycle 1

	FY 2023	FY 2023	
Month of September	9/7/2023	8/7/2023	Variance
No. of Bills	2,240	2,235	5
No. Bills Estimated	77	84	(7)
Consumption	8,597,627	6,603,430	1,994,197
Fuel Adjustment Rate	0.013000	0.017000	(0.004)
Fuel Adjustment	\$109,022	\$109,491	(\$469)
Services Billed	\$1,086,360	\$891,131	\$195,229

Comments: The month of September 2023 resulted in a increase of 5 accounts, increased consumption of 1,994,197 and increased revenue of \$195,229, when compared to August 2023.

Prepared by Donna Reeves, Utility Billing Specialist

City of Quincy, Florida
Billing Statistics for the Month of September, 2023
Cycle 1

	FY 2023	FY 2022	
Month of September	9/7/2023	9/7/2022	Variance
No. of Bills	2,240	2,244	(4)
No. Bills Estimated	77	76	1
Consumption	8,597,627	10,296,707	(1,699,080)
Fuel Adjustment Rate	0.013000	0.050700	(0.038)
Fuel Adjustment	\$109,022	\$506,317	(\$397,294)
Services Billed	\$1,086,360	\$1,281,300	(\$194,940)

Comments: The month of September 2023 resulted in a decrease of 4 account, decreased consumption of 1,699,080 and decreased revenue of \$194,940, when compared to September 2022.

Prepared by Donna Reeves, Utility Billing Specialist

City of Quincy, Florida
Billing Statistics for the Month of September, 2023
Cycle 2

	FY 2023	
Month of September	9/22/2023	8/22/2023
		Variance
No. of Bills	2,498	2,500 (2)
No. Bills Estimated	64	67 (3)
Consumption	3,878,935	3,024,213 854,722
Fuel Adjustment Rate	0.011800	0.013000 (0.001)
Fuel Adjustment	43,667	37,665 \$6,002.10
Services Billed	\$572,041	\$465,617 \$106,424

Comments: The month of September 2023 resulted in a decrease of 2 accounts, increased consumption of 854,722 and increased revenue of \$106,424, when compared to August 2023.

City of Quincy, Florida
Billing Statistics for the Month of September, 2023
Cycle 2

	FY 2023	FY 2022	
Month of September	9/22/2023	9/22/2022	Variance
No. of Bills	2,498	2,501	(3)
No. Bills Estimated	64	67	(3)
Consumption	3,878,935	3,131,475	747,460
Fuel Adjustment Rate	0.011800	0.055000	(0.043)
Fuel Adjustment	43,667	164,029	\$ (120,362.10)
Services Billed	\$572,041	\$541,628	\$30,413

Comments: The month of August 2023 resulted in a increase of 3 accounts, decreased consumption of 739,296 and decreased revenue of \$140,519 when compared to August 2022.

Prepared by Donna Reeves, Utility Billing Specialist

**ELECTRIC REVENUE ANALYSIS
AS OF SEPTEMBER 30, 2023**

- **PRIOR YEAR**
- **BUDGET VS ACTUAL**

City of Quincy, Florida
Electric Revenue Prior Year Variance
For the Twelve Months Ended September 2023

Account Number	Description	YDT		Variance
		Amount		
		FY2023 Sept	FY2022 Sept	
403-343-11000	RESIDENTIAL SALES	\$5,517,338	\$6,347,609	(\$830,271)
403-343-12000	COMMERCIAL SALES	\$6,637,084	\$7,869,994	(\$1,232,909)
403-343-13000	INDUSTRIAL SALES	\$1,686,516	\$1,881,648	(\$195,131)
403-343-14000	STREET LIGHTING SALES	\$46,886	\$71,838	(\$24,952)
403-343-15000	INTERDEPARTMENTAL S.	\$226,861	\$483,114	(\$256,253)
403-343-16000	CONNECTIONS	\$103,100	\$14,895	\$88,204
403-343-16500	Hurricane Michael Surch	\$382,029	\$976,484	(\$594,455)
403-343-17000	FORFEITED DISCOUNTS -	\$189,270	\$240,525	(\$51,255)
403-343-18000	SALE OF MATERIAL	\$0	\$10,077	(\$10,077)
403-343-18500	SPECIAL PROJECT - MATI	\$84	\$28,465	(\$28,381)
403-343-19000	CUT ON/OFF FEES	\$7,068	\$8,683	(\$1,615)
403-343-24000	TRANSFORMER RENT	\$8,459	\$8,370	\$89
403-343-27000	MISCELLANEOUS CHARG	(\$4,005)	\$23,893	(\$27,897)
403-343-29000	POLE RENT-CABLEVISION	\$19,832	\$19,832	\$0
403-343-90000	MISCELLANEOUS REVEN	\$2,819	\$15,808	(\$12,989)
403-361-10000	INTEREST REVENUE	\$4,673	\$2,113	\$2,560
403-369-90000	MISCELLANEOUS REVEN	\$21,430	\$5,310	\$16,120
403-389-90001	USE OF RETAINED EARNI	\$0	\$0	\$0
	** GRAND TOTAL **	\$14,849,443	\$18,008,658	(\$3,159,215)
Percentage		82%	100%	-18%
Revenue w/o FEMA (non-recurring revenue)		<u>\$14,849,443</u>	<u>\$18,008,658</u>	<u>(\$3,159,215)</u>

City of Quincy, Florida
 Electric Revenue Analysis - Actual vs Budget
 For the Twelve Months Ended September 30, 2023

Account Number	Description	Adjusted Budget	Approved Budget YTD	YTD Amount	Variance
403-343-11000	RESIDENTIAL SALES	\$6,023,865	\$6,023,865	\$5,517,338	(\$506,527)
403-343-12000	COMMERCIAL SALES	\$8,076,860	\$8,076,860	\$6,637,084	(\$1,439,776)
403-343-13000	INDUSTRIAL SALES	\$1,880,237	\$1,880,237	\$1,686,516	(\$193,721)
403-343-14000	STREET LIGHTING SALES	\$71,067	\$71,067	\$46,886	(\$24,181)
403-343-15000	INTERDEPARTMENTAL SAI	\$375,387	\$375,387	\$226,861	(\$148,526)
403-343-16000	CONNECTIONS	\$63,021	\$63,021	\$116,603	\$53,582
403-343-16500	Hurricane Michael Surcha	\$392,299	\$392,299	\$382,029	(\$10,270)
403-343-17000	FORFEITED DISCOUNTS - P	\$245,470	\$245,470	\$189,270	(\$56,200)
403-343-18000	SALE OF MATERIAL	\$13,705	\$13,705	\$0	(\$13,705)
403-343-18500	SPECIAL PROJECT - MATER	\$38,651	\$38,651	\$84	(\$38,567)
403-343-19000	CUT ON/OFF FEES	\$11,178	\$11,178	\$7,068	(\$4,110)
403-343-24000	TRANSFORMER RENT	\$8,628	\$8,628	\$8,459	(\$169)
403-343-27000	MISCELLANEOUS CHARGE	\$7,053	\$7,053	(\$4,005)	(\$11,058)
403-343-90000	MISCELLANEOUS REVENU	\$21,129	\$21,129	\$2,819	(\$18,310)
403-361-10000	INTEREST REVENUE	\$1,398	\$1,398	\$5,446	\$4,048
403-369-90000	MISCELLANEOUS REVENU	\$7,222	\$7,222	\$21,430	\$14,208
403-389-90001	USE OF RETAINED EARNIN	\$2,415	\$2,415	\$0	(\$2,415)
** GRAND TOTAL **		\$17,239,585	\$17,239,585	\$14,843,888	\$2,395,697
Percentage			100%	86%	-14%

CUSTOMER SERVICE RECEIPTS COLLECTED
FOR THE MONTH OF SEPTEMBER 30, 2023

City of Quincy
Receipts Collected by Customer Services - For September 2023

For Receipts / From: 09.01.2023 To: 09.30.2023 / Totals For Drawer A

UBSC	1153	\$	516,944.16	\$	1,267.37	CA	\$	1,876.00
FMSM	83	\$	29,194.74	\$	-	CK	\$	461,462.77
STSL	42	\$	1,511.50	\$	3.50	PP	\$	85,093.58
FMSC	5	\$	781.95	\$	-			
Transaction Total		\$	548,432.35					
Drawer Total		\$	548,432.35					

For Receipts / From: 09.01.2023 To: 09.30.2023 / Totals For Drawer B

UBSC	829	\$	241,541.05	\$	1,239.98	CK	\$	171,500.03
FMSM	24	\$	4,917.00	\$	-	PP	\$	76,728.16
STSL	45	\$	1,613.00	\$	-			
FMSC	3	\$	157.14	\$	-			
Transaction Total		\$	248,228.19					
Drawer Total		\$	248,228.19					

For Receipts / From: 09.01.2023 To: 09.30.2023 / Totals For Drawer C

UBSC	1,136	\$	387,481.73	\$	582.69	CK	\$	321,894.46
STSL	119	\$	4,478.00	\$	-	PP	\$	94,610.53
FMSM	73	\$	22,976.20	\$	-			
FMSC	7	\$	1,569.06	\$	-			
Transaction Total		\$	416,504.99					
Drawer Total		\$	416,504.99					

For Receipts / From: 09.01.2023 To: 09.30.2023 / Totals For Drawer D

UBSC	66	\$	25,623.72	\$	37.85	CK	\$	3,192.21
						PP	\$	22,431.51
Transaction Total		\$	25,623.72					
Drawer Total		\$	25,623.72					

For Receipts / From: 09.01.2023 To: 09.30.2023 / Totals For Drawer F

FMSM	13	\$	151,750.38	\$	-	EF	\$	151,750.38
Transaction Total		\$	151,750.38					
Drawer Total		\$	151,750.38					

For Receipts / From: 09.01.2023 To: 09.30.2023 / Grand Totals for All Drawers

UBSC	3,184	\$	1,171,590.66	\$	3,127.89	\$	1,876.00
FMSM	193	\$	208,838.32	\$	-	\$	958,049.47
STSL	206	\$	7,602.50	\$	3.50	\$	278,863.78
FMSC	15	\$	2,508.15	\$	-	\$	151,750.38
Totals	3,598	\$	1,390,539.63	\$	3,131.39	\$	1,390,539.63

LEGEND EXPLANATION

UBSC: Utility Billing	FMSM: Fund Management	CA: Cash
STSL: Sales Tax	FMSC: Fund Management	PP: Point n Pay
	MO: Money Order	EF: Electronic Funds

Prepared by: LaTrenda Gainous Carroll, Customer Services Supervisor

NEW CUSTOMERS REPORT

AS OF SEPTEMBER 30, 2023

New Accounts Created as of September 1 - September 30, 2023

Account Number	Cycle	Billing Name	Location Code	Service Address	Account Start Date	Srv User Type
143015	1	WILLIE SHORTER	143	228 Bradley St	2023-09-18	RI
325018	1	ESSIE JAMES	325	120 Ernest St	2023-09-07	RI
539017	1	MICHEAL FRANCES	539	106 S Duval St Apt A	2023-09-11	RI
543015	1	WILLIE D NELSON	543	115 E Crawford St	2023-09-11	RI
637013	1	GADSDEN COUNTY ECONOMIC	637	11 W Jefferson St	2023-09-18	CI
730019	1	ELMA ATKINS	730	625 N Calhoun St	2023-09-28	RI
1139021	1	JAIME CASTRO ENTERPR	1139	502 N 11th St	2023-09-14	RI
1353042	1	CHIQUITA ROBINSON	1353	912 W Franklin St Ap	2023-09-20	RI
1474017	1	SPARKLES FUN LLC	1474	602 W Jefferson St	2023-09-27	CI
1901013	1	MARY ALICE MCGILL	1901	1024 Laura St	2023-09-27	RI
1947025	1	MARCO ZAGACETA	1947	918 7th St	2023-09-25	RI
2618025	2	KUWANA BELL-SANDERS	2618	137 Davis St	2023-09-01	RI
2631030	2	LASANTA HINSON	2631	206 Davis St	2023-09-11	RI
3338015	2	CHERYL GARNER	3338	1846 Hamilton St	2023-09-29	RI
3434024	2	JOSE LANDERVERDE	3434	1904 W Jefferson St	2023-09-11	RI
3541014	2	NANCY A CASTELLINA	3541	1825 W King St	2023-09-06	RI
3852016	2	FALYNN PALIN	3852	19 Havana Hwy	2023-09-11	RO
4129020	2	BETTIE WILLIAMS	4129	Green Meadow Ct 10	2023-09-18	RO
4454031	2	SHANIKA THOMAS	4454	Gadsden Arms Apt 2	2023-09-19	RI
4509015	2	GADSDEN ARMS APARTMENT	4509	Gadsden Arms #54	2023-09-19	RI
5132020	1	SHUNDRIA DOWDELL	5132	208 Johnson St	2023-09-01	RI
5177017	1	SAMANTHA WILLIAMS	5177	317 W Franklin St	2023-09-12	RI
5497008	2	SHAINITRA ANTHONY	5497	45 Geneva Circle	2023-09-11	RO
5630027	2	RUBY ANDERSON	5630	852 S Virginia St	2023-09-20	RI

New Accounts Created as of September 1 - September 30, 2023

Account Number	Cycle	Billing Name	Location Code	Service Address	Account Start Date	Srv User Type
5861006	2	KERRISHA HARRIS	5861	405 Strong Rd 7a	2023-09-25	RO
6475106	2	RONALD PALMER	6475	171 High St	2023-09-06	RO
6697024	1	ARBOR CREST HOUSING	6697	64 N Cleveland St Ap	2023-09-19	RI
6728012	1	ARBOR CREST HOUSING	6728	64 N Cleveland St Ap	2023-09-19	RI
6741014	1	TEKEYSHA KIRKLAND	6741	64 N Cleveland St Ap	2023-09-20	RI
8135018	1	ARBOR CREST HOUSING	8135	64 N Cleveland St Ap	2023-09-19	RI
8186001	2	ASIL ENTERPRISES LLC	8186	335 Sparkle Berry Bl	2023-09-11	RO
8190023	1	ARBOR CREST HOUSING	8190	64 N Cleveland St Ap	2023-09-01	RI
8211027	1	ARBOR CREST HOUSING	8211	64 N Cleveland St Bl	2023-09-01	RI
8215013	1	ARBOR CREST HOUSING	8215	64 N Cleveland St Bl	2023-09-01	RI
8424004	2	SHERISSA COBBS	8424	FREDDIE MARTIN / 445	2023-09-08	RO
8548003	2	PARAMPID INC	8548	PARAMPID, INC / 2114	2023-09-27	CO
8603004	2	PATRICIA WALKER	8603	90 Oak Grove Ln Lot	2023-09-28	RI
55400011	1	JESSICA SMITH	5540	211 Marshall St	2023-09-06	RI
81390013	1	DENISIA JACKSON	8139	64 N Cleveland St Apt.	2023-09-01	RI
5.67E+08	2	LINDA ANITA PALMER	56670231	324 S Bay St	2023-09-19	RI

Total New Customers: 40

**CI = Commercial
RI & RO = Residential**

Prepared by: LaTrenda Gainous Carroll, Customer Services Supervisor

ARREARS REPORT
AS OF SEPTEMBER 30, 2023

**City of Quincy - Arrears Report
For the Twelve Months Ended September 2023**

Account Number	30_Day 08.31.2023	60_Day 07.31.2023	90_Day 06.30.2023	Balance	Legend
RESIDENTIAL - CYCLE 1					
1946025	\$ 293.93	\$ 325.09	\$ 2,873.85	\$ 3,492.87	PP
6024018	\$ 328.49	\$ 354.47	\$ 2,442.80	\$ 3,125.76	PP
1029013	\$ 754.96	\$ 387.87	\$ 1,453.89	\$ 2,596.72	UO
2377033	\$ 524.34	\$ 449.63	\$ 1,070.38	\$ 2,044.35	F
292013	\$ 257.08	\$ 280.02	\$ 1,171.48	\$ 1,708.58	PP
2203015	\$ 376.75	\$ 502.79	\$ 806.40	\$ 1,685.94	PP
56670556	\$ 210.44	\$ 236.74	\$ 1,183.95	\$ 1,631.13	PP
1707024	\$ 373.32	\$ 470.26	\$ 656.83	\$ 1,500.41	PP
976015	\$ 753.48	\$ 749.20	\$ -	\$ 1,502.68	PP
548013	\$ 266.00	\$ 164.48	\$ 436.03	\$ 866.51	NC, NP
2467011	\$ 84.32	\$ 75.93	\$ 691.32	\$ 851.57	NC, NP
2181011	\$ 86.18	\$ 145.51	\$ 573.69	\$ 805.38	NC, NP
1538012	\$ 757.84	\$ -	\$ -	\$ 757.84	PP
537030	\$ 268.29	\$ 216.57	\$ 270.62	\$ 755.48	PP
2026013	\$ 81.06	\$ 81.06	\$ 557.52	\$ 719.64	UO
4956004	\$ 79.73	\$ 75.93	\$ 536.88	\$ 692.54	UO
2471034	\$ 451.80	\$ 189.53	\$ -	\$ 641.33	PP
314026	\$ 229.80	\$ 191.94	\$ 214.50	\$ 636.24	BB
810011	\$ 116.05	\$ 117.89	\$ 352.15	\$ 586.09	UO
1971035	\$ 86.21	\$ 85.41	\$ 370.37	\$ 541.99	UO
1949033	\$ 79.73	\$ 130.42	\$ 325.90	\$ 536.05	UO
824020	\$ 79.73	\$ 333.24	\$ 117.98	\$ 530.95	UO
4828016	\$ 147.53	\$ 136.26	\$ 236.26	\$ 520.05	UO
1216018	\$ 118.93	\$ 128.73	\$ 271.80	\$ 519.46	UO
71017	\$ 105.98	\$ 102.85	\$ 292.33	\$ 501.16	UO
285016	\$ 319.94	\$ 188.00	\$ -	\$ 507.94	PP
1784011	\$ 201.55	\$ 205.86	\$ 73.07	\$ 480.48	NC
5517014	\$ 224.30	\$ 250.50	\$ -	\$ 474.80	UO
2328023	\$ 79.73	\$ 75.93	\$ 240.61	\$ 396.27	UO
2158011	\$ 256.39	\$ 84.44	\$ -	\$ 340.83	NC
8557003	\$ 279.76	\$ 46.28	\$ -	\$ 326.04	NC, NP
1560020	\$ 323.38	\$ -	\$ -	\$ 323.38	NC, NP
316031	\$ 128.03	\$ 136.70	\$ 27.36	\$ 292.09	UO
1845029	\$ 272.66	\$ 0.22	\$ -	\$ 272.88	UO
1927027	\$ 143.90	\$ 107.24	\$ -	\$ 251.14	NC

City of Quincy - Arrears Report
For the Twelve Months Ended September 2023

Account Number	30_Day 08.31.2023	60_Day 07.31.2023	90_Day 06.30.2023	Balance_	Legend
RESIDENTIAL - CYCLE 1					
242029	\$ 246.91	\$ -	\$ -	246.91	PP
2098011	\$ 119.29	\$ 123.11	\$ -	242.40	UO
281019	\$ 240.52	\$ -	\$ -	240.52	PP
4885010	\$ 83.45	\$ 49.55	\$ 102.24	235.24	UO
2347021	\$ 165.66	\$ 61.23	\$ -	226.89	NC
1077021	\$ 217.16	\$ 2.79	\$ -	219.95	NC
710012	\$ 113.17	\$ 106.00	\$ -	219.17	NC
1833014	\$ 197.79	\$ -	\$ -	197.79	PP
5152017	\$ 187.45	\$ -	\$ -	187.45	NC
2454013	\$ 170.68	\$ -	\$ -	170.68	PP
4830019	\$ 108.85	\$ 60.80	\$ -	169.65	NC
276014	\$ 157.33	\$ -	\$ -	157.33	NC
8111010	\$ 148.80	\$ -	\$ -	148.80	NC
5234002	\$ 160.85	\$ -	\$ -	160.85	NC
2067013	\$ 130.19	\$ -	\$ -	130.19	NC
8242015	\$ 129.10	\$ -	\$ -	129.10	NC
927038	\$ 122.52	\$ -	\$ -	122.52	NC, PP
1010021	\$ 118.60	\$ -	\$ -	118.60	NC
1125020	\$ 103.15	\$ 13.01	\$ -	116.16	NC
8244012	\$ 108.40	\$ -	\$ -	108.40	NC
1573019	\$ 102.98	\$ -	\$ -	102.98	NC
6689016	\$ 100.87	\$ -	\$ -	100.87	NC
1123020	\$ 100.00	\$ -	\$ -	100.00	NC
1342035	\$ 100.00	\$ -	\$ -	100.00	NC
1222020	\$ 99.46	\$ -	\$ -	99.46	NC
8291007	\$ 99.33	\$ -	\$ -	99.33	NC
570015	\$ 98.95	\$ -	\$ -	98.95	NC
1928034	\$ 95.28	\$ -	\$ -	95.28	NC
2169014	\$ 95.25	\$ -	\$ -	95.25	NC, NP
238015	\$ 93.16	\$ -	\$ -	93.16	NC
100031	\$ 92.30	\$ -	\$ -	92.30	NC
8204010	\$ 32.00	\$ 31.47	\$ 24.97	88.44	NC
146025	\$ -	\$ -	\$ 86.93	86.93	F
77015	\$ 86.03	\$ -	\$ -	86.03	NC
4973004	\$ -	\$ -	\$ 80.63	80.63	F

City of Quincy - Arrears Report
For the Twelve Months Ended September 2023

Account Number	30_Day 08.31.2023	60_Day 07.31.2023	90_Day 06.30.2023	Balance_	Legend
RESIDENTIAL - CYCLE 1					
780012	\$ 262.99	\$ -	\$ -	\$ 262.99	NC
8219017	\$ 70.76	\$ -	\$ -	\$ 70.76	NC
712014	\$ 68.89	\$ -	\$ -	\$ 68.89	NC
2541027	\$ 66.97	\$ 3.85	\$ -	\$ 70.82	NC
1883032	\$ 67.42	\$ -	\$ -	\$ 67.42	NC
2342012	\$ 63.59	\$ -	\$ -	\$ 63.59	NC
2299012	\$ 62.95	\$ -	\$ -	\$ 62.95	NC
8212003	\$ 62.10	\$ -	\$ -	\$ 62.10	NC
8241024	\$ 56.56	\$ -	\$ -	\$ 56.56	NC
6695007	\$ 54.75	\$ -	\$ -	\$ 54.75	NC
5507024	\$ 54.65	\$ -	\$ -	\$ 54.65	PP
1395015	\$ 52.12	\$ -	\$ -	\$ 52.12	NC
Total Amount Residential	\$ 14,310.84	\$ 7,478.80	\$ 17,542.74	\$ 39,332.38	
Cycle 1	\$ 14,310.84	\$ 7,478.80	\$ 17,542.74	\$ 39,332.38	
Percentage	36%	19%	45%	100%	

COMMERCIAL - CYCLE 1					
4613011	\$ 8,595.51	\$ 5,438.95	\$ 38,777.92	\$ 52,812.38	PP
4635012	\$ 5,422.24	\$ 2,709.69	\$ 7,599.39	\$ 15,731.32	PP
1633011	\$ 209.09	\$ 734.91	\$ 5,206.98	\$ 6,150.98	UO
52026	\$ 2,246.39	\$ -	\$ -	\$ 2,246.39	PP
8520001	\$ 938.70	\$ 970.89	\$ -	\$ 1,909.59	PP
3421016	\$ 106.04	\$ 101.36	\$ 1,451.27	\$ 1,658.67	NC, NP
582022	\$ 703.19	\$ 567.39	\$ 247.35	\$ 1,517.93	NC
356013	\$ 537.80	\$ 266.52	\$ 702.85	\$ 1,507.17	NC
8430001	\$ 1,403.19	\$ -	\$ -	\$ 1,403.19	NC
10004	\$ 1,323.01	\$ -	\$ -	\$ 1,323.01	PP
217012	\$ 174.26	\$ 161.98	\$ -	\$ 336.24	NC
654015	\$ 251.66	\$ 84.30	\$ -	\$ 335.96	PP
644016	\$ 218.90	\$ 114.21	\$ -	\$ 333.11	PP
5460001	\$ 1,630.41	\$ -	\$ -	\$ 1,630.41	NC
6602001	\$ 50.51	\$ 30.55	\$ -	\$ 81.06	NC, NP
8541001	\$ 66.62	\$ 12.68	\$ -	\$ 79.30	NC
Total Amount Commercial	\$ 23,877.52	\$ 11,193.43	\$ 53,985.76	\$ 89,056.71	
Cycle 1	\$ 23,877.52	\$ 11,193.43	\$ 53,985.76	\$ 89,056.71	
Percentage	27%	13%	61%	100%	

City of Quincy - Arrears Report
For the Twelve Months Ended September 2023

Account Number	30_Day 08.31.2023	60_Day 07.31.2023	90_Day 06.30.2023	Balance_	Legend
RESIDENTIAL - CYCLE 2					
6324007	\$ 519.78	\$ 397.56	\$ 2,450.16	\$ 3,367.50	PP
2630012	\$ 86.18	\$ 86.18	\$ 3,077.23	\$ 3,249.59	UO
6460009	\$ 165.26	\$ 97.42	\$ 2,967.87	\$ 3,230.55	F
2716011	\$ 328.06	\$ 195.31	\$ 2,782.34	\$ 3,305.71	PP
4992005	\$ 155.83	\$ 73.27	\$ 2,588.13	\$ 2,817.23	UO
5713013	\$ 223.87	\$ 166.49	\$ 1,918.28	\$ 2,308.64	NC, PP
5459008	\$ 40.18	\$ 53.47	\$ 2,214.40	\$ 2,308.05	NC
5784010	\$ 79.73	\$ 79.73	\$ 1,497.91	\$ 1,657.37	UO
4453023	\$ 253.62	\$ 110.46	\$ 1,238.02	\$ 1,602.10	UO
3037020	\$ 138.46	\$ 165.03	\$ 1,223.73	\$ 1,527.22	UO
5768001	\$ 25.44	\$ 35.39	\$ 1,299.58	\$ 1,360.41	UO
5258011	\$ 62.55	\$ 62.55	\$ 983.72	\$ 1,108.82	UO
2946037	\$ 85.11	\$ 85.11	\$ 904.92	\$ 1,075.14	UO
4963009	\$ 23.11	\$ 23.11	\$ 957.70	\$ 1,003.92	UO
6405001	\$ 292.09	\$ 244.84	\$ 410.55	\$ 947.48	PP
2980018	\$ 540.77	\$ 354.80	\$ 11.26	\$ 906.83	PP
2989016	\$ 569.50	\$ 330.04	\$ -	\$ 899.54	PP
4519019	\$ 250.38	\$ 123.85	\$ 471.99	\$ 846.22	PP
2995012	\$ 222.46	\$ 142.95	\$ 397.82	\$ 763.23	UO
4492025	\$ 301.91	\$ 180.87	\$ 255.46	\$ 738.24	PP
6315007	\$ 236.68	\$ 193.96	\$ 274.24	\$ 704.88	NC
1896018	\$ 86.18	\$ 86.18	\$ 519.96	\$ 692.32	UO
3558034	\$ 309.58	\$ 293.50	\$ 15.97	\$ 619.05	UR
6554001	\$ 160.84	\$ 177.49	\$ 232.38	\$ 570.71	UO
3060013	\$ 155.88	\$ 116.15	\$ 292.37	\$ 564.40	PP
5424003	\$ 438.51	\$ 58.85	\$ -	\$ 497.36	PP
6497002	\$ 307.66	\$ 130.60	\$ -	\$ 438.26	PP
6339004	\$ 261.37	\$ 125.80	\$ -	\$ 387.17	PP
4668031	\$ 325.25	\$ 35.29	\$ -	\$ 360.54	PP
5867006	\$ 176.49	\$ 183.51	\$ -	\$ 360.00	PP
4286011	\$ 6.15	\$ 6.15	\$ 339.63	\$ 351.93	UO
4922002	\$ -	\$ -	\$ 347.81	\$ 347.81	F
566706705	\$ -	\$ -	\$ 336.45	\$ 336.45	NC, NP
4506022	\$ 160.37	\$ 132.89	\$ 38.75	\$ 332.01	PP
4608032	\$ 250.79	\$ 44.18	\$ -	\$ 294.97	UO

City of Quincy - Arrears Report
For the Twelve Months Ended September 2023

Account Number	30_Day 08.31.2023	60_Day 07.31.2023	90_Day 06.30.2023	Balance_	Legend
RESIDENTIAL - CYCLE 2					
4551018	\$ 237.70	\$ 15.34	-	\$ 253.04	NC
3912012	\$ 38.55	\$ 33.06	180.22	\$ 251.83	UO
3384016	\$ 240.13	-	-	\$ 240.13	PP
4467027	\$ 130.19	\$ 52.93	47.63	\$ 230.75	NC, NP
2699011	\$ 167.74	\$ 48.33	-	\$ 216.07	PP
5698009	\$ 151.50	\$ 32.68	-	\$ 184.18	NC
3439013	\$ 183.44	-	-	\$ 183.44	UO
6347006	\$ 177.36	-	-	\$ 177.36	UO
5692009	\$ 122.59	\$ 42.51	-	\$ 165.10	NC
6565009	\$ 162.58	-	-	\$ 162.58	NC
3138011	\$ 155.23	-	-	\$ 155.23	PP
4554030	\$ 151.95	-	-	\$ 151.95	PP
2745022	\$ 149.57	-	-	\$ 149.57	PP
2620015	\$ 139.63	-	-	\$ 139.63	PP
4474019	\$ 65.68	\$ 69.47	-	\$ 135.15	NC
4704024	\$ 134.05	-	-	\$ 134.05	NC
5211012	\$ 132.35	-	-	\$ 132.35	NC
3179011	\$ 65.35	\$ 52.98	3.46	\$ 121.79	PP
4540020	\$ 117.24	-	-	\$ 117.24	PP
2608012	\$ 115.33	-	-	\$ 115.33	PP
4483025	\$ 105.15	\$ 6.78	-	\$ 111.93	PP
4591033	\$ -	\$ 59.72	43.10	\$ 102.82	NC
6046005	\$ 100.70	-	-	\$ 100.70	NC
5638014	\$ 100.34	-	-	\$ 100.34	NC
4607030	\$ 99.21	-	-	\$ 99.21	NC
3570021	\$ 202.62	-	-	\$ 202.62	NC
2092015	\$ 96.48	-	-	\$ 96.48	NC
5947004	\$ 95.72	-	-	\$ 95.72	NC, NP
4645025	\$ 16.70	\$ 14.18	61.83	\$ 92.71	NC, NP
4473023	\$ 89.62	-	-	\$ 89.62	NC
6001001	\$ 88.35	-	-	\$ 88.35	NC
4516019	\$ 87.67	-	-	\$ 87.67	NC
4497020	\$ 81.21	-	-	\$ 81.21	NC
4614031	\$ 79.21	-	-	\$ 79.21	NC
4535020	\$ 31.06	\$ 46.61	-	\$ 77.67	NC
2719015	\$ 77.25	-	-	\$ 77.25	NC

City of Quincy - Arrears Report
For the Twelve Months Ended September 2023

Account Number	30_Day 08.31.2023	60_Day 07.31.2023	90_Day 06.30.2023	Balance	Legend
RESIDENTIAL - CYCLE 2					
8146001	\$ 76.11	\$ -	\$ -	\$ 76.11	NC
3340014	\$ 74.15	\$ -	\$ -	\$ 74.15	PP
3939012	\$ 5.13	\$ 5.13	\$ 61.56	\$ 71.82	NC
8640001	\$ -	\$ 32.85	\$ 37.36	\$ 70.21	NC
6558004	\$ 15.86	\$ 18.08	\$ 33.94	\$ 67.88	NC
6570006	\$ 63.07	\$ -	\$ -	\$ 63.07	NC
6486001	\$ 23.13	\$ 15.86	\$ 22.71	\$ 61.70	NC
6087004	\$ 52.23	\$ 9.45	\$ -	\$ 61.68	NC
290001	\$ 19.54	\$ 19.20	\$ 21.05	\$ 59.79	NC, NP
4615026	\$ 55.66	\$ -	\$ -	\$ 55.66	NC
4457021	\$ 54.88	\$ -	\$ -	\$ 54.88	NC
468013	\$ 47.80	\$ 6.15	\$ 0.82	\$ 54.77	NC
3579012	\$ 54.63	\$ -	\$ -	\$ 54.63	NC
Total Amount Residential					
Cycle 2	\$ 11,971.68	\$ 5,174.29	\$ 30,562.31	\$ 47,708.28	
Percentage	25%	11%	64%	100%	
COMMERCIAL - CYCLE 2					
4229013	\$ 227.71	\$ 180.75	\$ 4,391.81	\$ 4,800.27	PP
6011002	\$ 67.82	\$ 67.82	\$ 981.50	\$ 1,117.14	NC, NP
6414008	\$ 219.12	\$ 370.53	\$ 18.12	\$ 607.77	NC, NP
8631001	\$ 13.05	\$ 13.05	\$ 133.95	\$ 160.05	NC, NP
3414014	\$ 105.52	\$ -	\$ -	\$ 105.52	NC
8518001	\$ 21.58	\$ 19.40	\$ 30.83	\$ 71.81	NC, NP
6063002	\$ 40.82	\$ 7.71	\$ 17.92	\$ 66.45	NC, NP
3709011	\$ 64.59	\$ 64.59	\$ 2,100.98	\$ 2,230.16	NC
Total Amount Commercial					
Cycle 2	\$ 760.21	\$ 723.85	\$ 7,675.11	\$ 9,159.17	
Percentage	8%	8%	84%	100%	
TOTAL RESIDENTIAL	\$	\$ 87,040.66			
TOTAL COMMERCIAL	\$	\$ 98,215.88			

**City of Quincy - Arrears Report
For the Twelve Months Ended September 2023**

Account Number	30_Day 08.31.2023	60_Day 07.31.2023	90_Day 06.30.2023	Balance_	Legend
----------------	-------------------	-------------------	-------------------	----------	--------

LEGEND MEANING

NC = Not Current
 PP = Payment Plan
 UO = Utilities Off
 BB = Budget Billing

UR = Under Review
 F= Finalized
 NP = Not Paying

NO/UR = New Ownership & Under
 SA = Salvation Army Pledged
 CA = Community Action Pledged

Prepared by: **LaTrenda Gainous Carroll, Customer Services Supervisor**

**PURCHASE POWER (FUEL) ADJUSTMENT &
NET METER RATE REPORT
AS OF SEPTEMBER 30, 2023**

CITY OF PURCHASE POWER ADJUSTMENT REPORT

FUEL ADJ. UPDATED	AUGUST SERVICES	SEPTEMBER SERVICES	VARIANCE
Duke - transmission cost	\$ 51,973.68	\$ 26,655.51	\$ (25,318.17)
FPL - transmission cost	\$ 47,218.76	\$ 46,588.63	\$ (630.13)
FPL Firm Capacity	\$ 477,521.68	\$ 366,013.25	\$ (111,508.43)
SEPA	\$ 160,511.38	\$ 152,439.48	\$ (8,071.90)
Total Cost	\$ 737,225.50	\$ 591,696.87	\$ (145,528.63)
FP&L	10,690,000	8,328,000	(2,362,000)
SEPA	4,326,587	3,870,732	(455,855)
Total KWH	15,016,587	12,198,732	(2,817,855)
Cost per KWH	0.04909	0.0485	(0.0006)
Base .038	0.0380	0.0380	-
Delta Cost - Base	0.0111	0.0105	(0.0006)
Adjust 6 %	1.060	1.060	-
Calculated fuel Adjustment	0.0118	0.0111	(0.00063)

CITY OF QUINCY NET METER RATE

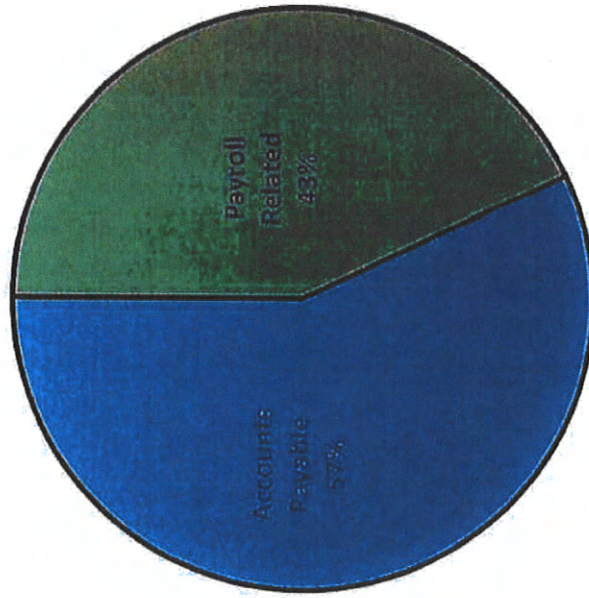
Wholesale Purchase Energy Cost	AUGUST SERVICES	SEPTEMBER SERVICES	VARIANCE
FPL Firm Energy	\$ 323,271.68	\$ 240,763.25	\$ (82,508.43)
SEPA Energy	\$ 96,569.42	\$ 86,394.74	\$ (10,174.68)
SEPA TOTAL BEFORE CREDIT	\$ 167,633.42	\$ 157,458.74	\$ (10,174.68)
SEPA CREDIT	\$ (7,122.04)	\$ (5,019.26)	\$ 2,102.78
calculate % of credit SEPA	-4.2%	-3.2%	1.1%
net purchase power credit	\$ (4,102.83)	\$ (2,753.98)	\$ 1,348.85
amount charged to Quincy	\$ 92,466.59	\$ 83,640.76	\$ (8,825.83)
Total Cost	\$ 415,738.27	\$ 324,404.01	\$ (91,334.26)
FP&L	10,690,000	8,328,000	(2,362,000)
SEPA	4,326,587	3,870,732	(455,855)
Total KWH	15,016,587	12,198,732	(2,817,855)
Wholesale Avoidance Cost	-0.02769	-0.02659	0.00110

Submitted By: Amanda Matthews
 Reviewed By: Marcia Carty

DISBURSEMENTS REPORT
THE MONTH OF SEPTEMBER 30, 2023

Category	No. of Payments	Value	%
Payroll Related	511	\$ 953,889.04	43%
Accounts Payable	200	\$ 1,268,309.46	57%
Checks/ NODs	711	\$ 2,222,198.50	100%

CITY OF QUINCY DISBURSEMENTS



FIXED ASSET PURCHASES REPORT
THE TWELVE MONTHS ENDED SEPTEMBER 30, 2023

**CITY OF QUINCY
FIXED ASSET PURCHASES SEPTEMBER 2023**

Category	Approved Budget YTD	Actual YTD	% Budget YTD
BUILDING AND BUILDING IMPROVEMENTS	\$5,000.00	\$4,999.53	100%
EQUIPMENT	\$264,651.51	\$171,453.68	65%
OFFICE FURNITURE EQUIPMENT	\$9,608.00	\$7,394.24	77%
SIGNALIZATION AND STREET LIGHTS	\$50,000.00	\$2,630.59	5%
VEHICLES	\$215,805.76	\$172,883.04	80%
BEAUTIFICATION PROJECTS, CRA CATALYST PROJECTS, SENIOR ENERGY EFF PROGRAM	\$854,789.00	\$210,561.00	25%
INFRASTRUCTURE	\$220,328.78	\$199,415.54	91%
TOTAL	\$1,620,183.05	\$769,337.62	38%

P-CARD REPORT & BANK STATEMENT

THE MONTH OF SEPTEMBER 30, 2023



Purchasing Card

FL CITY OF QUINCY
 XXXX-XXXX-XXXX-5777
 September 05, 2023 - October 04, 2023

Company Statement

Account Information	Payment Information	Account Summary
Mail Billing Inquiries to: BANKCARD CENTER PO Box 660441 Dallas, TX 75266-0441 TTY Hearing Impaired: Dial "711" Outside the U.S.: 1.509.353.6656 24 Hours For Lost or Stolen Card: 1.888.449.2273 24 Hours	Statement Date 10/04/23 Payment Due Date 10/18/23 Days in Billing Cycle 30 Credit Limit \$250,000 Cash Limit \$50,000 Total Payment Due \$6,175.63	Previous Balance \$12,539.26 Payments -\$12,539.26 Credits -\$46.23 Cash \$0.00 Purchases \$6,221.86 Other Debits \$0.00 Overlimit Fee \$0.00 Late Payment Fee \$0.00 Cash Fees \$0.00 Other Fees \$0.00 Finance Charge \$0.00 Current Balance \$6,175.63

Important Messages

Please do not send payment. Your automatic payment is scheduled to be credited to this account on 10/18/23.

Global Card Access - your card information whenever, wherever and however you need it. From the dashboard, you can quickly check your credit limit, balance, available credit and recent card activity. Other features like View PIN, Change PIN, Lock Card and Alerts help you keep your card secure. For added convenience, you can easily view or download your current statement up to 12 months of past statements. Visit www.bofa.com/globalcardaccess to register your card and start using Global Card Access today.

Cardholder Activity Summary

Account Number	Credits	Cash	Purchases and Other Debits	Total Activity
Credit Limit				

1253926 0617563 0617563 4715290003775777

Account Number: XXXX-XXXX-XXXX- 5777
 September 05, 2023 - October 04, 2023

Total Payment Due \$6,175.63
 Payment Due Date 10/18/23

Enter payment amount

\$

BANK OF AMERICA
 PO BOX 15731
 WILMINGTON, DE 19886-5731

FL CITY OF QUINCY
 404 W JEFFERSON ST
 QUINCY, FL 32351-2328

Mall this coupon along with your check payable to:
 BANK OF AMERICA

FL CITY OF QUINCY
 XXXX-XXXX-XXXX-5777
 September 05, 2023 - October 04, 2023
 Page 3 of 4

Cardholder Activity Summary

Account Number	Credit Limit	Credits	Cash	Purchases and Other Debits	Total Activity
ASHLEY, TIMOTHY XXXX-XXXX-XXXX-6406	5,000	0.00	0.00	202.49	202.49
BELL, REGINALD XXXX-XXXX-XXXX-5834	5,000	0.00	0.00	291.37	291.37
CARTY, MARCIA XXXX-XXXX-XXXX-2942	11,177	0.00	0.00	134.99	134.99
DEPARTMENT, FIRE XXXX-XXXX-XXXX-5296	5,000	0.00	0.00	395.00	395.00
FAGG, DECODY XXXX-XXXX-XXXX-7970	5,000	0.00	0.00	1,792.72	1,792.72
NIXON, ROBERT XXXX-XXXX-XXXX-9847	5,000	46.23	0.00	2,294.92	2,248.69
PENNINGTON, MICHAEL XXXX-XXXX-XXXX-3251	5,000	0.00	0.00	1,090.38	1,090.38
SHACKELFORD, JANICE XXXX-XXXX-XXXX-1522	2,500	0.00	0.00	19.99	19.99

Transactions

Posting Transaction	Date	Date	Description	Reference Number	MCC	Charge	Credit
FL CITY OF QUINCY Account Number:XXXX-XXXX-XXXX-5777							Total Activity
09/18 09/18			AUTO PAYMENT DEDUCTION		0071		-\$12,539.26
ASHLEY, TIMOTHY Account Number:XXXX-XXXX-XXXX-6406							Total Activity
09/06 09/05			GADSDEN MINI STORAG 850-875-1077 FL	24492153249831062458923	4225	100.00	
10/02 09/29			GADSDEN TAX QUINCY FL	24137463272300825747398	9311	102.49	
BELL, REGINALD Account Number:XXXX-XXXX-XXXX-5834							Total Activity
09/11 09/08			LOWES #00716* TALLAHASSEE FL	24692163251103220701533	5200	159.92	
09/18 09/14			THE HOME DEPOT #6374 TALLAHASSEE FL	24943013258010182360371	5200	43.56	
10/03 10/02			GADSDEN TAX QUINCY FL	24137463275300819627942	9311	87.89	
CARTY, MARCIA Account Number:XXXX-XXXX-XXXX-2942							Total Activity
09/20 09/19			ZOOM.US 888-799-9666 WWW.ZOOM.US CA	24011343262000035754351	4814	79.00	
09/25 09/22			ZOOM.US 888-799-9666 WWW.ZOOM.US CA	24011343265000059623414	4814	55.99	
DEPARTMENT, FIRE Account Number:XXXX-XXXX-XXXX-5296							Total Activity
09/29 09/28			FSP*JUST A HEARTBEAT AWAY850-815-8334 FL	24445003271300619289484	8299	395.00	
FAGG, DECODY Account Number:XXXX-XXXX-XXXX-7970							Total Activity
09/11 09/08			SAMS CLUB#8120 TALLAHASSEE FL	24226383251360274123142	5300	312.60	
09/11 09/08			SAMS CLUB #8120 TALLAHASSEE FL	24445003252400199102603	5300	370.40	
09/14 09/13			EB FLORIDA AAMP UNIV 801-413-7200 CA	24492153256717672321090	7399	135.23	
09/15 09/14			SAMS CLUB #8120 TALLAHASSEE FL	24226383258091006010066	5300	570.32	
09/18 09/15			SAMS CLUB #8120 TALLAHASSEE FL	24445003259400203793804	5300	51.12	
10/04 10/03			SAMS CLUB#8120 TALLAHASSEE FL	24226383277360416449512	5300	353.05	
NIXON, ROBERT Account Number:XXXX-XXXX-XXXX-9847							Total Activity
09/07 09/06			WAL-MART #0488 QUINCY FL	24226383250091002811598	5411	46.23	
09/07 09/06			WAL-MART #0488 QUINCY FL	24226383250091005247204	5411	106.53	
09/07 09/06			PIGGLY WIGGLY - FOO QUINCY FL	24427333249720218293961	5411	300.53	
09/07 09/06			PIGGLY WIGGLY - FOO QUINCY FL	24427333249720218293979	5411	41.43	
09/07 09/06			ROSES EXPRSS STORE #665 QUINCY FL	24941443250091770000180	5651	8.60	
09/07 09/06			DOLLARTREE QUINCY FL	24445003250000867126017	5331	41.66	
09/08 09/07			WM SUPRCENTER #488 QUINCY FL	24445003251400186727546	5411	334.00	

Transactions

Posting Transaction						
Date	Date	Description	Reference Number	MCC	Charge	Credit
09/08	09/07	WINN-DIXIE #0184 QUINCY FL	24137463251001456629534	5411	17.97	
09/11	09/07	PARTY CITY 327 TALLAHASSEE FL	24692163251103065501477	5999	122.30	
09/11	09/08	PIGGLY WIGGLY - FOO QUINCY FL	24427333251720220975345	5411	265.57	
09/11	09/08	ROSES EXPRSS STORE #665 QUINCY FL	24941443252091774000077	5651	22.23	
09/11	09/08	DOLLARTREE QUINCY FL	24445003252000911516211	5331	4.30	
09/11	09/08	DOLLARTREE QUINCY FL	24445003252000911516138	5331	16.13	
09/11	09/07	WM SUPERCENTER #488 QUINCY FL	74445003251400211014782	5411		46.23
09/22	09/21	SQ *CAROLS COUNTRY COOKINQuincy FL	24692163264103643007547	5812	165.47	
09/22	09/21	DOLLARTREE QUINCY FL	24445003265000885705282	5331	4.03	
09/22	09/21	PUBLIX #782 TALLAHASSEE FL	24137463265001433772088	5411	68.13	
PENNINGTON, MICHAEL						Total Activity
Account Number: XXXX-XXXX-XXXX-3251						1,090.38
10/04	10/03	COASTAL CDJR QUINCY FL	24733093277400417000012	5511	1,090.38	
SHACKELFORD, JANICE						Total Activity
Account Number: XXXX-XXXX-XXXX-1522						19.99
09/11	09/10	ADOBE *ACROPRO SUBS 408-536-6000 CA	24492153253717146334052	5734	19.99	

Finance Charge Calculation

Your Annual Percentage Rate (APR) is the annual interest rate on your account.

	Annual Percentage Rate	Balance Subject to Interest Rate	Finance Charges by Transaction Type
PURCHASES	0.00%	\$0.00	\$0.00
CASH	0.00%	\$0.00	\$0.00

V = Variable Rate (rate may vary), Promotional Balance = APR for limited time on specified transactions.

BANK OF AMERICA			Vendor		8/4/2023-09/4/2023	
Department	Date	Amount	Vendor Name	GL Number	Justification	
TIMOTHY ASHLEY	9/5/2023	\$ 100.00	GADSDEN MINI STORAGE	001-210-521-30521	STORAGE	
TIMOTHY ASHLEY	9/29/2023	\$ 102.49	GADSDEN TAX	001-210-521-30511	POLICE VEHICLE TITLES	
REGINALD BELL	9/8/2023	\$ 159.92	LOWES	001-440-572-30391	REC CENTER BATHROOM WALL MIRRORS	
REGINALD BELL	9/14/2023	\$ 43.56	THE HOME DEPOT	001-440-572-30463	CORRY FIELD RESTROOM	
REGINALD BELL	10/2/2023	\$ 87.89	GADSDEN TAX	001-220-521-30491	TITLE FOR POLICE AUCTION CAR	
MARCIA CARTY	9/19/2023	\$ 79.00	ZOOM	001-110-511-30491	ZOOM SERVICE FOR COMMISSION USE	
MARCIA CARTY	9/22/2023	\$ 55.99	ZOOM	001-110-511-30491	ZOOM SERVICE FOR COMMISSION USE	
FIRE DEPARTMENT	9/28/2023	\$ 395.00	FSP JUST A HEARTBEAT AWAY	001-230-522-30493	CPR & FIRST AID TRAINING	
DECODY FAGG	9/8/2023	\$ 312.60	SAMS CLUB	001-310-572-30540	CONCESSION QPRD YOUTH FOOTBALL	
DECODY FAGG	9/8/2023	\$ 370.40	SAMS CLUB	001-310-572-30540	CONCESSION QPRD YOUTH FOOTBALL	
DECODY FAGG	9/13/2023	\$ 135.23	EB FLORIDA AAMP/UNIV	001-310-572-30540	ENTRY FEE FAMU PARADE QPRD CHEERLEADERS	
DECODY FAGG	9/14/2023	\$ 570.32	SAMS CLUB	001-310-572-30540	CONCESSION QPRD YOUTH FOOTBALL	
DECODY FAGG	9/15/2023	\$ 51.12	SAMS CLUB	001-310-572-30540	CONCESSION QPRD YOUTH FOOTBALL	
DECODY FAGG	10/3/2023	\$ 353.05	SAMS CLUB	001-310-572-30540	CONCESSION QPRD YOUTH FOOTBALL	
ROBERT NIXON	9/6/2023	\$ 46.23	WAL-MART	001-001-519-30491	RETURNED	
ROBERT NIXON	9/6/2023	\$ 106.53	WAL-MART	001-001-519-30491	EMPLOYEE LUNCHEON	
ROBERT NIXON	9/6/2023	\$ 300.53	PIGGLY WIGGLY	001-001-519-30491	EMPLOYEE LUNCHEON	
ROBERT NIXON	9/6/2023	\$ 41.43	PIGGLY WIGGLY	001-001-519-30491	EMPLOYEE LUNCHEON	
ROBERT NIXON	9/6/2023	\$ 8.60	ROSES EXPRESS STORE	001-001-519-30491	EMPLOYEE LUNCHEON	
ROBERT NIXON	9/6/2023	\$ 41.66	DOLLARTREE	001-001-519-30491	EMPLOYEE LUNCHEON	
ROBERT NIXON	9/7/2023	\$ 334.09	WM SUPERCENTER	001-001-519-30491	EMPLOYEE LUNCHEON	
ROBERT NIXON	9/7/2023	\$ 723.73	SAMS CLUB	001-001-519-30491	EMPLOYEE APPRECIATION DAY	
ROBERT NIXON	9/7/2023	\$ 5.99	WINN-DIXIE	001-001-519-30491	EMPLOYEE APPRECIATION DAY	
ROBERT NIXON	9/7/2023	\$ 17.97	WINN-DIXIE	001-001-519-30491	EMPLOYEE APPRECIATION DAY	
ROBERT NIXON	9/7/2023	\$ 122.30	PARTY CITY	001-001-519-30491	EMPLOYEE LUNCHEON	
ROBERT NIXON	9/8/2023	\$ 265.57	PIGGLY WIGGLY	001-001-519-30491	EMPLOYEE LUNCHEON	
ROBERT NIXON	9/8/2023	\$ 22.23	ROSES EXPRESS STORE	001-001-519-30491	EMPLOYEE LUNCHEON	
ROBERT NIXON	9/8/2023	\$ 4.30	DOLLARTREE	001-001-519-30491	EMPLOYEE LUNCHEON	
ROBERT NIXON	9/8/2023	\$ 16.13	DOLLARTREE	001-001-519-30491	EMPLOYEE LUNCHEON	
ROBERT NIXON	9/7/2023	\$ (46.23)	WM SUPERCENTER	001-001-519-30491	CREDIT	
ROBERT NIXON	9/21/2023	\$ 165.47	SQ CAROLS COUNTRY COOKING	001-001-519-30491	MANAGER'S LUNCHEON	
ROBERT NIXON	9/21/2023	\$ 4.03	DOLLARTREE	001-001-519-30491	EMPLOYEE LUNCHEON	
ROBERT NIXON	9/21/2023	\$ 68.13	PUBLIK	001-001-519-30491	MANAGER'S LUNCHEON	
MICHAEL PENNINGTON	10/3/2023	\$ 1,090.38	COASTAL CDJR	403-591-531-30407	VEHICLE REPAIR	
JANICE SHACKELFORD	9/10/2023	\$ 19.99	ADOBE	001-130-519-30343	MONTHLY ADOBE	
		\$ 6,175.63				

LIST OF BANK RECONCILIATIONS & STATEMENTS

AS OF SEPTEMBER 30, 2023

CITY OF QUINCY, FL
Bank Statement Listing
Variance FY 2022 vs FY 2023
September 30, 2023

Last 4 digits of acct number	Description	September 2022 Reconciled Balance	September 2023 Reconciled Balance	Variance
6401	CASH CCB CENTRAL CASH 6401	\$ 1,977,550.34	\$ 1,256,478.86	(\$721,071.48)
0002	CASH-CP IM REV BND DBT SVC BANK1	\$ 100,014.08	\$ 97,665.60	(\$2,348.48)
0096	CASH-UTIL SYS IMPR REFD REV BD 03	\$ 77,580.28	\$ 79,731.71	\$2,151.43
0901	CASH - CRA SEPARATE BANK CCB	\$ 359,959.17	\$ 862,728.19	\$502,769.02
1001	CASH - GRANT FUNDS	\$ 2,582,410.46	\$ 1,691,891.84	(\$890,518.62)
2829	CASH - CONFISCATED PROPERTY	\$ 54,228.82	\$ 22,608.18	(\$31,620.64)
3401	LANDFILL LT CARE ESCROW	\$ 49,877.97	\$ 50,474.70	\$596.73
3611	SRL Loan Reserve Grant	\$ 129.05	\$ 1,961.54	\$1,832.49
3920	RATE STABILIZATION/SAVINGS	\$ 2,001,704.26	\$ 2,002,702.62	\$998.36
4801	CASH - CCB QUINCY BEND ACCOUNT	\$ 6,776.03	\$ 7,002.23	\$226.20
6051	HURRICANE MICHAEL RECOVERY FEE	\$ 16,726.55	\$ 16,726.55	\$0.00
6701	CASH-SRF SEWER	\$ 200,019.13	\$ 200,016.94	(\$2.19)
6702	CASH - DRINKING WATER LOAN	\$ 393,338.80	\$ 251,930.69	(\$141,408.11)
6711	CASH - SEWER SMTGRD CONSTRUCTION	\$ 1,553,045.11	\$ 1,555,939.01	\$2,893.90
8679	CENTENNIAL INVESMENT	\$ 511,498.06	\$ 527,883.11	\$16,385.05
GRAND TOTAL		\$ 9,884,858.11	\$ 8,625,741.77	\$ (1,259,116.34)

CITY OF QUINCY, FL
Bank Statement Listing
Prior Month Variance August 2023 vs September 2023
August 31, 2023

Last 4 digits of acct number	Description	August 2023 Reconciled Balance	September 2023 Reconciled Balance	Variance
6401	CASH CCB CENTRAL CASH 6401	\$ 1,361,086.55	\$ 1,256,478.86	(\$104,607.69)
0002	CASH-CP IM REV BND DBT SVC BANK1	\$ 67,665.60	\$ 97,665.60	\$30,000.00
0096	CASH-UTIL SYS IMPR REFD REV BD 03	\$ 79,535.59	\$ 79,731.71	\$196.12
0901	CASH - CRA SEPARATE BANK CCB	\$ 864,894.86	\$ 862,728.19	(\$2,166.67)
1001	CASH-ARPA GRANT FUNDS	\$ 2,207,782.34	\$ 1,691,891.84	(\$515,890.50)
2829	CASH - CONFISCATED PROPERTY	\$ 22,574.21	\$ 22,608.18	\$33.97
3401	LANDFILL LT CARE ESCROW	\$ 50,474.70	\$ 50,474.70	\$0.00
3611	SRL Loan Reserve Grant	\$ 1,961.30	\$ 1,961.54	\$0.24
3920	RATE STABILIZATION/SAVINGS	\$ 2,002,452.98	\$ 2,002,702.62	\$249.64
4801	CASH - CCB QUINCY BEND ACCOUNT	\$ 7,146.44	\$ 7,002.23	(\$144.21)
6051	HURRICANE MICHAEL RECOVERY FEE	\$ 16,726.55	\$ 16,726.55	\$0.00
6701	CASH-SRF SEWER	\$ 200,016.94	\$ 200,016.94	\$0.00
6702	CASH - DRINKING WATER LOAN	\$ 160,244.85	\$ 251,930.69	\$91,685.84
6711	CASH - SEWER SMTGRD CONSTRUCTION	\$ 1,555,939.01	\$ 1,555,939.01	\$0.00
8679	CENTENNIAL INVESMENT	\$ 526,239.51	\$ 527,883.11	\$1,643.60
GRAND TOTAL		\$ 9,124,741.43	\$ 8,625,741.77	\$ (498,999.66)

Prepared by Amanda Matthews

CHECKING ACCOUNT

BUSINESS CHECKING + INTEREST		Images	270
Account Number	XXXXXXX6401	Statement Dates	9/01/23 thru 10/01/23
Previous Balance	1,453,681.56	Days in this Statement Period	31
145 Deposits/Credits	2,036,473.24	Avg Ledger Balance	1,333,003.82
264 Checks/Debits	2,213,465.79	Avg Collected Balance	1,307,591.86
Service Charges	.00		
Interest Paid	.00		
Ending Balance	1,276,689.01	2023 Interest Paid	24,144.27

Bank Statement Balance, 9/30/2023

In general ledger - o/s - not in the bank	\$ 1,276,689.01
CRPT deposit in transit	24,722.58
Excleron Deposits in Transit	\$ 83,360.81
Outstanding transfer	
Outstanding Checks	\$ (128,293.54)

Bank Statement Reconciled Balance, 9/30/2023

\$ 1,256,478.86

General Ledger Balance, 9/30/2023

In bank - o/s - not in general ledger	\$ 1,259,234.44
CHARGEBACK- POSTED IN OCTOBER	\$ (2,446.44)
CHARGEBACK- POSTED IN OCTOBER unknown	\$ (309.14)
Excleron difference	

Adjusted General Ledger Balance, 9/30/2023

\$ 1,256,478.86

Difference

\$ -



e | statement

Capital City Bank OnLine

This October, clients will receive two statements due to system upgrades. The second statement covers a partial month of transactions. Regular statements will resume in November. We apologize for any inconvenience.

CITY OF QUINCY
 OPERATING ACCOUNT
 404 W JEFFERSON ST
 QUINCY FL 32351-2328

Date 9/29/23
 Primary Account

Page 1
 XXXXXX6401

CHECKING ACCOUNT

BUSINESS CHECKING + INTEREST		Images	270
Account Number	XXXXXXX6401	Statement Dates	9/01/23 thru 10/01/23
Previous Balance	1,453,681.56	Days in this Statement Period	31
145 Deposits/Credits	2,036,473.24	Avg Ledger Balance	1,333,003.82
264 Checks/Debits	2,213,465.79	Avg Collected Balance	1,307,591.86
Service Charges	.00		
Interest Paid	.00		
Ending Balance	1,276,689.01	2023 Interest Paid	24,144.27

DEPOSITS AND OTHER CREDITS

Date	Description	Amount
9/01	PAYMENTECH TRANSFER CCD EXCEL0004735809	11,755.03
9/01	TRSF TO CHECKING XX6401 TRANSF COQ OPERATING FOR ADMIN SUPPO	1,666.67
9/01	REMOTE CAPTURE DEPOSIT	18,110.96
9/01	REMOTE CAPTURE DEPOSIT	17,801.96
9/01	REMOTE CAPTURE DEPOSIT	5,685.04
9/01	REMOTE CAPTURE DEPOSIT	448.37
9/05	PAYMENTECH TRANSFER CCD EXCEL0004735809	6,408.56
9/05	AMERICAN EXPRESSSETTLEMENTCCD 6585952864	219.90



e | statement

Capital City Bank Online

CITY OF QUINCY
OPERATING ACCOUNT
404 W JEFFERSON ST
QUINCY FL 32351-2328

Date 9/29/23
Primary Account

Page 2
XXXXXXXX6401

BUSINESS CHECKING + INTEREST XXXXXX6401 (Continued)

DEPOSITS AND OTHER CREDITS		
Date	Description	Amount
9/06	PAYMENTECH TRANSFER CCD EXCEL0004735809	21,563.55
9/06	AMERICAN EXPRESSSETTLEMENTCCD 6585952864	653.80
9/06	ACTIVE MINERALS ALLOCATED CCD VE0090	529.25
9/06	ENGIE INSIGHT 820EFT0001CCD EF3090512401556 RMR*IV*8541001 **66.95**\	66.95
9/06	DTM*003*20230906**\ REMOTE CAPTURE DEPOSIT	17,741.78
9/06	REMOTE CAPTURE DEPOSIT	15,831.32
9/06	REMOTE CAPTURE DEPOSIT	376.17
9/07	PAYMENTECH TRANSFER CCD EXCEL0004735809	51,164.65
9/07	CITY OF QUINCY UTILITY PDPPD	37,542.23
9/07	CASS INFO. CARR.CONC ACCTSCD CITYO32351A	5,821.98
9/07	CITY OF QUINCY UTILITY PDCCD 15-96000416	2,775.60
9/07	ENGIE INSIGHT 820EFT0001CCD EF3090612571972 RMR*IV*6419001 **536.25**\ DTM*003*20230907**\ REMOTE CAPTURE DEPOSIT	956.47
9/07	REMOTE CAPTURE DEPOSIT	19,265.40
9/07	REMOTE CAPTURE DEPOSIT	16,150.85
9/08	PAYMENTECH TRANSFER CCD EXCEL0004735809	34,433.23
9/08	AMERICAN EXPRESSSETTLEMENTCCD 6585952864	824.52
9/08	ENGIE INSIGHT 820EFT0001CCD EF3090713121629	767.37



e | statement

Capital City Bank OnLine

CITY OF QUINCY
 OPERATING ACCOUNT
 404 W JEFFERSON ST
 QUINCY FL 32351-2328

Date 9/29/23
 Primary Account

Page 3
 XXXXXX6401

BUSINESS CHECKING + INTEREST XXXXXX6401 (Continued)

DEPOSITS AND OTHER CREDITS		
Date	Description	Amount
	RMR*IV*8540001 **31.47**\	
9/08	DTM*003*20230908**\ STATE OF FLORIDAPAYMENTS CTX ISA*00*NV *00*NV *ZZ*9001395052 *ZZ*NV *230907*1144*U*00200*	64.59
9/08	STATE OF FLORIDAPAYMENTS CTX ISA*00*NV *00*NV *ZZ*9001395052 *ZZ*NV *230907*1144*U*00200*	10.00
9/11	PAYMENTECH TRANSFER CCD EXCEL0004735809	32,571.12
9/11	ENGIE INSIGHT 820EFT0001CCD EF3090812581740 RMR*IV*3261002 **266.21**\ DTM*003*20230911**\ REMOTE CAPTURE DEPOSIT	394.56
9/11	REMOTE CAPTURE DEPOSIT	32,090.48
9/11	REMOTE CAPTURE DEPOSIT	26,300.88
9/11	REMOTE CAPTURE DEPOSIT	25,313.17
9/11	REMOTE CAPTURE DEPOSIT	6,316.64
9/11	REMOTE CAPTURE DEPOSIT	2,622.03
9/11	REMOTE CAPTURE DEPOSIT	1,524.47
9/11	REMOTE CAPTURE DEPOSIT	258.33
9/11	REMOTE CAPTURE DEPOSIT	240.00
9/11	DEPOSIT	90.00
9/12	PAYMENTECH TRANSFER CCD EXCEL0004735809	49,699.88
9/12	STATE OF FLORIDAPAYMENTS CTX ISA*00*NV *00*NV *ZZ*9001395052 *ZZ*NV *230911*1132*U*00200*	116.88



e | statement

Capital City Bank OnLine

CITY OF QUINCY
OPERATING ACCOUNT
404 W JEFFERSON ST
QUINCY FL 32351-2328

Date 9/29/23
Primary Account

Page 4
XXXXXXX6401

BUSINESS CHECKING + INTEREST

XXXXXXX6401 (Continued)

DEPOSITS AND OTHER CREDITS		
Date	Description	Amount
9/12	ENGIE INSIGHT 820EFT0001CCD EF3091112381647 RMR*IV*3745011 **58.96**\ DTM*003*20230912**\ 9/12 REMOTE CAPTURE DEPOSIT 30,485.94 9/12 REMOTE CAPTURE DEPOSIT 12,494.39 9/12 REMOTE CAPTURE DEPOSIT 600.00 9/13 PAYMENTECH TRANSFER CCD 26,337.07 EXCEL0004735809 9/13 AMERICAN EXPRESSSETTLEMENTCCD 1,378.89 6585952864 9/13 REMOTE CAPTURE DEPOSIT 14,118.73 9/13 REMOTE CAPTURE DEPOSIT 4,377.76 9/13 REMOTE CAPTURE DEPOSIT 259.09 9/14 PAYMENTECH TRANSFER CCD 14,329.02 EXCEL0004735809 9/14 TALLAHASSEE COMMPAYMENT CCD 591.38 SU-001067 9/14 AMERICAN EXPRESSSETTLEMENTCCD 544.40 6585952864 9/14 STATE OF FLORIDAPAYMENTS CTX 18.48 ISA*00*NV *00*NV *ZZ*9001395052 *ZZ*NV *230913*1133*U*00200* 9/14 REMOTE CAPTURE DEPOSIT 17,524.54 9/14 REMOTE CAPTURE DEPOSIT 9,185.99 9/14 REMOTE CAPTURE DEPOSIT 6,672.78 9/15 PAYMENTECH TRANSFER CCD 17,486.64 EXCEL0004735809 9/15 AMERICAN EXPRESSSETTLEMENTCCD 503.95 6585952864 9/15 ENGIE INSIGHT 820EFT0001CCD 292.73 EF3091412391668	



e | statement

Capital City Bank OnLine

CITY OF QUINCY
 OPERATING ACCOUNT
 404 W JEFFERSON ST
 QUINCY FL 32351-2328

Date 9/29/23
 Primary Account

Page 5
 XXXXXX6401

BUSINESS CHECKING + INTEREST XXXXXX6401 (Continued)

DEPOSITS AND OTHER CREDITS		
Date	Description	Amount
	RMR*IV*5887001 **70.38**\	
9/15	DTM*003*20230915**\ STATE OF FLORIDAPAYMENTS CTX ISA*00*NV *00*NV *ZZ*9001395052 *ZZ*NV *230914*1134*U*00200*	11.75
9/15	REMOTE CAPTURE DEPOSIT	9,187.18
9/15	REMOTE CAPTURE DEPOSIT	7,865.41
9/15	REMOTE CAPTURE DEPOSIT	7,283.59
9/18	ACTIVE MINERALS ALLOCATED CCD VE0090	25,850.87
9/18	PAYMENTECH TRANSFER CCD EXCELO004735809	21,174.08
9/18	AMERICAN EXPRESSSETTLEMENTCCD 6585952864	571.47
9/18	STATE OF FLORIDAPAYMENTS CTX ISA*00*NV *00*NV *ZZ*9001395052 *ZZ*NV *230915*1135*U*00200*	10.00
9/18	REMOTE CAPTURE DEPOSIT	8,188.03
9/18	REMOTE CAPTURE DEPOSIT	6,337.07
9/18	DEPOSIT	1,876.00
9/19	STATE OF FLORIDAPAYMENTS CTX ISA*00*NV *00*NV *ZZ*9001395052 *ZZ*NV *230918*1132*U*00200*	35,986.23
9/19	PAYMENTECH TRANSFER CCD EXCELO004735809	28,463.03
9/19	AMERICAN EXPRESSSETTLEMENTCCD 6585952864	675.40
9/19	REMOTE CAPTURE DEPOSIT	36,947.31
9/19	REMOTE CAPTURE DEPOSIT	25,142.50
9/19	REMOTE CAPTURE DEPOSIT	14,265.07



e | statement

Capital City Bank OnLine

CITY OF QUINCY
 OPERATING ACCOUNT
 404 W JEFFERSON ST
 QUINCY FL 32351-2328

Date 9/29/23
 Primary Account

Page 6
 xxxxxxx6401

BUSINESS CHECKING + INTEREST xxxxxxx6401 (Continued)

DEPOSITS AND OTHER CREDITS		
Date	Description	Amount
9/19	REMOTE CAPTURE DEPOSIT	832.38
9/20	ENGIE INSIGHT 820EFT0001CCD EF3091913101645 RMR*IV*1982011 **30240.29**\ DTM*003*20230920**\ PAYMENTECH TRANSFER CCD	34,209.75
9/20	EXCEL0004735809	21,400.99
9/20	AMERICAN EXPRESSSETTLEMENTCCD 6585952864	800.26
9/20	REMOTE CAPTURE DEPOSIT	14,951.65
9/21	STATE OF FLORIDAPAYMENTS CTX ISA*00*NV *00*NV *ZZ*9001395052 *ZZ*NV *230920*1134*U*00200*	21,355.36
9/21	PAYMENTECH TRANSFER CCD EXCEL0004735809	20,622.82
9/21	ENGIE INSIGHT 820EFT0001CCD EF3092012181748 RMR*IV*1482009 **1294.02**\ DTM*003*20230921**\ SBA COMMUNICATIOPAYABLES CTX	5,480.07
9/21	ISA*00* *00* *ZZ*SBAC *ZZ*WELLS FARGO *230920*1545*U*00401*	2,543.32
9/21	STATE OF FLORIDAPAYMENTS CTX ISA*00*NV *00*NV *ZZ*9001395052 *ZZ*NV *230920*1134*U*00200*	1,545.87
9/21	STATE OF FLORIDAPAYMENTS CTX ISA*00*NV *00*NV *ZZ*9001395052 *ZZ*NV	10.00



e | statement

Capital City Bank OnLine

CITY OF QUINCY
OPERATING ACCOUNT
404 W JEFFERSON ST
QUINCY FL 32351-2328

Date 9/29/23
Primary Account

Page 7
XXXXXXX6401

BUSINESS CHECKING + INTEREST

XXXXXXX6401 (Continued)

DEPOSITS AND OTHER CREDITS		
Date	Description	Amount
	*230920*1134*U*00200*	
9/21	REMOTE CAPTURE DEPOSIT	121,042.98
9/21	REMOTE CAPTURE DEPOSIT	60,966.57
9/21	REMOTE CAPTURE DEPOSIT	46,100.95
9/21	REMOTE CAPTURE DEPOSIT	11,781.36
9/21	REMOTE CAPTURE DEPOSIT	4,056.32
9/22	CITY OF QUINCY UTILITY PDPPD	128,233.91
9/22	PAYMENTECH TRANSFER CCD EXCEL0004735809	14,052.00
9/22	CASS INFO. CARR.CONC ACCTSCCD CITY032351A	12,470.40
9/22	ENGIE INSIGHT 820EFT0001CCD EF3092112401654 RMR*IV*796011 **4556.13**\ DTM*003*20230922**\ AMERICAN EXPRESSSETTLEMENTCCD 6585952864	7,747.16
9/22	CITY OF QUINCY UTILITY PDCCD 15-96000416	2,785.78
9/25	PAYMENTECH TRANSFER CCD EXCEL0004735809	562.23
9/25	STATE OF FLORIDAPAYMENTS CTX ISA*00*NV *00*NV *ZZ*9001395052 *ZZ*NV	13,335.20
9/25	STATE OF FLORIDAPAYMENTS CTX ISA*00*NV *00*NV *ZZ*9001395052 *ZZ*NV *230922*1133*U*00200*	13,325.70
9/25	STATE OF FLORIDAPAYMENTS CTX ISA*00*NV *00*NV *ZZ*9001395052 *ZZ*NV *230922*1133*U*00200*	12,368.31
9/25	ENGIE INSIGHT 820EFT0001CCD EF3092212161716	2,186.37



e | statement

Capital City Bank OnLine

CITY OF QUINCY
 OPERATING ACCOUNT
 404 W JEFFERSON ST
 QUINCY FL 32351-2328

Date 9/29/23
 Primary Account

Page 8
 XXXXXX6401

BUSINESS CHECKING + INTEREST XXXXXX6401 (Continued)

DEPOSITS AND OTHER CREDITS		
Date	Description	Amount
	RMR*IV*3233012 **1310.82**\	
	DTM*003*20230925**\	
9/25	STATE OF FLORIDAPAYMENTS CTX ISA*00*NV *00*NV *ZZ*9001395052 *ZZ*NV *230922*1133*U*00200*	1,630.51
9/25	AMERICAN EXPRESSSETTLEMENTCCD 6585952864	635.32
9/25	CREDIT BACK ITEM	150.00
9/25	STATE OF FLORIDAPAYMENTS CTX ISA*00*NV *00*NV *ZZ*9001395052 *ZZ*NV *230922*1133*U*00200*	11.75
9/25	STATE OF FLORIDAPAYMENTS CTX ISA*00*NV *00*NV *ZZ*9001395052 *ZZ*NV *230922*1133*U*00200*	5.00
9/25	A/A EXCESS EARNINGS INT CREDIT	4,710.89
9/25	REMOTE CAPTURE DEPOSIT	67,025.82
9/25	REMOTE CAPTURE DEPOSIT	24,574.74
9/25	REMOTE CAPTURE DEPOSIT	20,149.75
9/25	REMOTE CAPTURE DEPOSIT	17,884.14
9/25	REMOTE CAPTURE DEPOSIT	9,549.61
9/25	REMOTE CAPTURE DEPOSIT	8,351.50
9/25	REMOTE CAPTURE DEPOSIT	298.08
9/26	CITY OF QUINCY A/P PAYMTCTX ISA*00*0000000000*00*00000000 0*ZZ*CITY OF QUINCY*ZZ*VENDOR PAYMENTS*230926*1153*U*00200*0	96,728.65
9/26	PAYMENTECH TRANSFER CCD EXCELO004735809	35,471.17
9/26	CENTENNIAL BANK BANKTEL CCD	1,645.38



e | statement

Capital City Bank OnLine

CITY OF QUINCY
OPERATING ACCOUNT
404 W JEFFERSON ST
QUINCY FL 32351-2328

Date 9/29/23
Primary Account

Page 9
XXXXXXXX6401

BUSINESS CHECKING + INTEREST

XXXXXXXX6401 (Continued)

DEPOSITS AND OTHER CREDITS

Date	Description	Amount
9/26	CASS INFO. CARR.CONC ACCTSCCD CITY032351A	1,567.27
9/26	ENGIE INSIGHT 820EFT0001CCD EF3092512191589 RMR*IV*8570001 **55.54**\ DTM*003*20230926**\ REMOTE CAPTURE DEPOSIT	116.82
9/26	REMOTE CAPTURE DEPOSIT	35,201.35
9/26	REMOTE CAPTURE DEPOSIT	31,060.12
9/26	REMOTE CAPTURE DEPOSIT	5,559.89
9/26	REMOTE CAPTURE DEPOSIT	100.00
9/27	STATE OF FLORIDAPAYMENTS CTX ISA*00*NV *00*NV *ZZ*9001395052 *ZZ*NV *230926*1133*U*00200*	44,519.34
9/27	PAYMENTECH TRANSFER CCD EXCEL0004735809	43,526.42
9/27	STATE OF FLORIDAPAYMENTS CTX ISA*00*NV *00*NV *ZZ*9001395052 *ZZ*NV *230926*1133*U*00200*	34,908.82
9/27	AMERICAN EXPRESSSETTLEMENTCCD 6585952864	106.61
9/27	REMOTE CAPTURE DEPOSIT	20,266.17
9/27	REMOTE CAPTURE DEPOSIT	2,929.80
9/27	REMOTE CAPTURE DEPOSIT	928.91
9/28	AP CHECK PAYABLES CCD 71323	21,492.70
9/28	TRSF TO CHECKING XX6401 REIMBU RSE 7687 1800 6403 INVOICES PA	15,890.50
9/28	PAYMENTECH TRANSFER CCD EXCEL0004735809	15,665.88
9/28	AMERICAN EXPRESSSETTLEMENTCCD 6585952864	517.45



e | statement

Capital City Bank OnLine

CITY OF QUINCY
OPERATING ACCOUNT
404 W JEFFERSON ST
QUINCY FL 32351-2328

Date 9/29/23
Primary Account

Page 10
XXXXXXXX6401

BUSINESS CHECKING + INTEREST XXXXXXX6401 (Continued)

DEPOSITS AND OTHER CREDITS

Date	Description	Amount
9/28	CASS INFO. CARR.CONC ACCTSCCD CITY032351A	2.49
9/28	REMOTE CAPTURE DEPOSIT	7,212.51
9/28	REMOTE CAPTURE DEPOSIT	1,995.17
9/28	REMOTE CAPTURE DEPOSIT	60.00
9/29	PAYMENTECH TRANSFER CCD EXCEL0004735809	9,859.57
9/29	AMERICAN EXPRESSSETTLEMENTCCD 6585952864	568.80
9/29	ENGIE INSIGHT 820EFT0001CCD EF3092811581630 RMR*IV*56670436 **112.89**\	112.89
9/29	DTM*003*20230929**\ STATE OF FLORIDAPAYMENTS CTX ISA*00*NV *00*NV *ZZ*9001395052 *ZZ*NV *230928*1134*U*00200*	10.50
9/29	REMOTE CAPTURE DEPOSIT	18,945.24
9/29	REMOTE CAPTURE DEPOSIT	6,487.63

OTHER DEBITS

Date	Description	Amount
9/01	TRSF TO CHECKING XX6702 DEBT S ERVICE FUNDS TRANSFER VIA ONLI	91,685.84-
9/01	TRSF TO CHECKING XX0002 TRSF T O CHECKING XX0002 DEBT SERVIC	30,000.00-
9/01	CITY OF QUINCY PAYROLL PPD	173,668.94-
9/01	CITY OF QUINCY PAYROLL PPD	743.99-
9/01	CITY OF QUINCY A/P PAYMTCTX	738.75-
9/05	CHARGEBACK	60.00-
9/05	AMER FUNDS INST PAYMENTS CTX	23,868.98-



e | statement

Capital City Bank OnLine

CITY OF QUINCY
 OPERATING ACCOUNT
 404 W JEFFERSON ST
 QUINCY FL 32351-2328

Date 9/29/23
 Primary Account

Page 11
 XXXXXX6401

BUSINESS CHECKING + INTEREST XXXXXX6401 (Continued)

		OTHER DEBITS
Date	Description	Amount
	ISA*00* *00*	
	*ZZ*AMER FUNDS INST*ZZ*THE CI TY OF QUI*230901*1559*U*00400*	
9/05	CITY OF QUINCY A/P PAYMTCTX	11,210.64-
9/05	PAYMENTECH TRANSFER CCD EXCEL0004939386	710.00-
9/06	IRS USATAXPYMTCCD 270364912767604	52,690.42-
9/06	FL DEPT OF REVENCHILDSUPP CCD 202309060001208	3,942.80-
9/08	PAYMENTECH TRANSFER CCD EXCEL0004939386	111.00-
9/11	CHARGEBACK	3,477.78-
9/11	CHARGEBACK	108.03-
9/11	CHARGEBACK	18.48-
9/13	CHARGEBACK	195.17-
9/13	CHARGEBACK	182.81-
9/13	PAYMENTECH TRANSFER CCD EXCEL0004939386	236.90-
9/14	CHARGEBACK	80.00-
9/14	PAYMENTECH TRANSFER CCD EXCEL0004939386	3,852.26-
9/15	CITY OF QUINCY PAYROLL PPD	179,156.43-
9/15	CITY OF QUINCY A/P PAYMTCTX	4,822.48-
9/15	PAYMENTECH TRANSFER CCD EXCEL0004735806	325.00-
9/18	CHARGEBACK	284.37-
9/18	CHARGEBACK	90.00-
9/18	CITY OF QUINCY A/P PAYMTCTX	195,820.80-
9/18	AMER FUNDS INST PAYMENTS CTX ISA*00* *00*	24,148.15-
	*ZZ*AMER FUNDS INST*ZZ*THE CI TY OF QUI*230915*1559*U*00400*	



e | statement

Capital City Bank OnLine

CITY OF QUINCY
 OPERATING ACCOUNT
 404 W JEFFERSON ST
 QUINCY FL 32351-2328

Date 9/29/23
 Primary Account

Page 12
 XXXXXX6401

BUSINESS CHECKING + INTEREST XXXXXX6401 (Continued)

				OTHER DEBITS
Date	Description			Amount
9/18	PAYMENTECH TRANSFER CCD			429.80-
	EXCEL0004735806			
9/19	CHARGEBACK			360.00-
9/19	PAYMENTECH TRANSFER CCD			988.00-
	EXCEL0004939386			
9/20	BANK CARD PAYMENT CCD			12,539.26-
	471529000377577			
9/20	PAYMENTECH TRANSFER CCD			197.00-
	EXCEL0004939386			
9/21	CHARGEBACK			499.58-
9/21	PAYMENTECH TRANSFER CCD			332.43-
	EXCEL0004939386			
9/22	CHARGEBACK			253.47-
9/22	CITY OF QUINCY A/P PAYMTCTX			457,566.24-
9/25	CHARGEBACK			3,995.52-
9/25	CITY OF QUINCY A/P PAYMTCTX			234,496.14-
9/25	IRS USATAXPYMTCCD			54,008.32-
	270366871964607			
9/25	FL DEPT OF REVENCHILDSUPP CCD			3,942.80-
	202309250001731			
9/25	CITY OF QUINCY A/P PAYMTCTX			3,241.00-
9/26	CHARGEBACK			2,446.44-
9/26	CHARGEBACK			899.33-
9/26	CHARGEBACK			309.14-
9/26	CHARGEBACK			198.48-
9/26	CITY OF QUINCY A/P PAYMTCTX			96,728.65-
9/26	PAYMENTECH TRANSFER CCD			219.95-
	EXCEL0004939386			
9/28	CHARGEBACK			3,111.00-
9/29	CITY OF QUINCY PAYROLL PPD			191,860.19-
9/29	IRS USATAXPYMTCCD			56,756.39-
	270367205517893			
9/29	CITY OF QUINCY PAYROLL PPD			2,766.96-



e | statement

Capital City Bank OnLine

CITY OF QUINCY
 OPERATING ACCOUNT
 404 W JEFFERSON ST
 QUINCY FL 32351-2328

Date 9/29/23
 Primary Account

Page 13
 XXXXXX6401

BUSINESS CHECKING + INTEREST XXXXXX6401 (Continued)

OTHER DEBITS

Date	Description	Amount
9/29	IRS USATAXPYMTCCD 270367290353394	2,736.78-
9/29	CITY OF QUINCY A/P PAYMTCTX	822.48-
9/29	PAYMENTECH TRANSFER CCD EXCEL0004939386	331.08-
9/29	CITY OF QUINCY PAYROLL PPD	125.50-
9/29	IRS USATAXPYMTCCD 270367261338940	80.80-

CHECKS IN NUMBER ORDER

Date	Check No	Amount	Date	Check No	Amount
9/22	9948997	150.00	9/19	9953178*	96.74
9/18	9952392*	473.70	9/05	9953187*	450.00
9/13	9952921*	150.00	9/05	9953188	450.00
9/06	9952923*	150.00	9/05	9953189	450.00
9/21	9952934*	145.67	9/06	9953190	450.00
9/06	9952955*	188.00	9/06	9953191	450.00
9/07	9953077*	146.80	9/11	9953192	180.00
9/05	9953078	197.05	9/05	9953194*	8,034.94
9/22	9953079	1,098.60	9/25	9953196*	137.62
9/12	9953081*	129.97	9/13	9953197	42.95
9/12	9953084*	386.27	9/13	9953198	25.00
9/08	9953085	100.38	9/20	9953199	183.41
9/11	9953087*	67.50	9/05	9953200	150.00
9/01	9953095*	529.38	9/11	9953201	142.00
9/06	9953101*	603.00	9/06	9953202	171.15
9/20	9953124*	347.29	9/05	9953203	219.00
9/27	9953152*	96.97	9/11	9953204	1,319.61
9/19	9953173*	7,687.50	9/11	9953205	565.51
9/19	9953174	2,600.00	9/13	9953206	63.71
9/19	9953175	1,800.00	9/07	9953207	3,555.30

* Denotes missing check numbers



e | statement

Capital City Bank OnLine

CITY OF QUINCY
OPERATING ACCOUNT
404 W JEFFERSON ST
QUINCY FL 32351-2328

Date 9/29/23
Primary Account

Page 14
XXXXXXX6401

BUSINESS CHECKING + INTEREST

XXXXXXX6401 (Continued)

CHECKS IN NUMBER ORDER

Date	Check No	Amount	Date	Check No	Amount
9/08	9953208	1,329.53	9/08	9953243	91.55
9/05	9953209	20,038.11	9/13	9953244	2,835.25
9/06	9953210	357.70	9/07	9953245	168.72
9/11	9953211	119.95	9/08	9953246	6,843.75
9/07	9953212	600.00	9/14	9953247	470.45
9/07	9953213	507.39	9/06	9953248	77.58
9/07	9953214	33.74	9/08	9953249	5,754.11
9/08	9953215	349.17	9/07	9953250	2,969.05
9/08	9953216	711.73	9/11	9953251	2,579.00
9/05	9953217	180.00	9/01	9953254*	268.71
9/06	9953219*	159.28	9/01	9953258*	6,403.00
9/15	9953220	857.58	9/12	9953259	43.68
9/08	9953221	53.16	9/06	9953260	1,126.91
9/07	9953222	650.00	9/06	9953261	290.90
9/06	9953223	139.68	9/06	9953262	85.71
9/07	9953224	1,400.00	9/05	9953263	203.17
9/08	9953225	716.37	9/06	9953264	33.13
9/11	9953226	1,053.00	9/06	9953265	157.00
9/05	9953227	4,873.28	9/06	9953266	152.37
9/07	9953229*	648.38	9/06	9953267	83.12
9/12	9953230	76.58	9/05	9953268	949.85
9/07	9953231	1,631.46	9/06	9953269	457.13
9/11	9953232	365.91	9/05	9953270	572.65
9/07	9953233	465.10	9/05	9953271	664.78
9/07	9953234	2,375.00	9/05	9953272	469.07
9/07	9953235	875.00	9/06	9953273	872.37
9/11	9953236	122.00	9/01	9953274	954.45
9/11	9953237	93.60	9/05	9953275	866.88
9/06	9953238	51.09	9/05	9953276	546.32
9/08	9953239	246.20	9/05	9953277	100.00
9/06	9953240	5,109.10	9/05	9953278	80.00
9/11	9953241	14,507.50	9/05	9953279	80.00
9/14	9953242	10,619.00	9/06	9953280	100.00

* Denotes missing check numbers



e | statement

Capital City Bank OnLine

CITY OF QUINCY
 OPERATING ACCOUNT
 404 W JEFFERSON ST
 QUINCY FL 32351-2328

Date 9/29/23
 Primary Account

Page 15
 XXXXXXX6401

BUSINESS CHECKING + INTEREST

XXXXXXX6401 (Continued)

CHECKS IN NUMBER ORDER					
Date	Check No	Amount	Date	Check No	Amount
9/12	9953281	20.00	9/19	9953314	140.00
9/01	9953282	82.50	9/18	9953315	120.00
9/05	9953283	100.00	9/19	9953316	110.00
9/07	9953284	100.00	9/20	9953317	20.00
9/06	9953285	100.00	9/15	9953318	97.50
9/01	9953286	100.00	9/19	9953319	142.50
9/07	9953287	45.00	9/18	9953320	150.00
9/06	9953288	150.00	9/20	9953321	80.00
9/05	9953289	4,800.00	9/19	9953323*	120.00
9/11	9953290	100.00	9/26	9953331*	150.00
9/11	9953291	175.00	9/25	9953332	150.00
9/11	9953292	85.00	9/28	9953333	150.00
9/26	9953293	668.88	9/22	9953334	22.55
9/11	9953294	2,025.79	9/25	9953336*	166.58
9/12	9953295	400.00	9/26	9953338*	357.68
9/26	9953296	2,535.00	9/27	9953344*	171.76
9/13	9953297	195.18	9/20	9953346*	20.09
9/15	9953298	200.00	9/26	9953351*	150.00
9/21	9953299	1,166.05	9/29	9953352	245.16
9/19	9953300	96.97	9/29	9953353	3,036.87
9/19	9953301	183.54	9/29	9953355*	4,703.19
9/18	9953302	106.20	9/22	9953356	9,271.74
9/22	9953303	54.43	9/29	9953357	650.00
9/18	9953304	320.92	9/22	9953358	3,333.00
9/18	9953305	203.17	9/27	9953359	428.98
9/18	9953306	949.84	9/20	9953360	176.00
9/19	9953307	355.55	9/26	9953361	30.26
9/22	9953308	323.23	9/26	9953362	435.00
9/19	9953309	580.88	9/29	9953363	163.25
9/18	9953310	386.71	9/28	9953364	96.72
9/18	9953311	616.27	9/26	9953367*	139.97
9/18	9953312	866.89	9/26	9953368	6,576.00
9/18	9953313	549.32	9/27	9953369	235.15

* Denotes missing check numbers



e | statement

Capital City Bank OnLine

CITY OF QUINCY
 OPERATING ACCOUNT
 404 W JEFFERSON ST
 QUINCY FL 32351-2328

Date 9/29/23
 Primary Account

Page 16
 XXXXXX6401

BUSINESS CHECKING + INTEREST

XXXXXXX6401 (Continued)

CHECKS IN NUMBER ORDER

Date	Check No	Amount	Date	Check No	Amount
9/28	9953372*	1,503.43	9/29	9953393	3,301.37
9/28	9953373	34.99	9/29	9953394	1,898.86
9/26	9953374	209.78	9/27	9953395	221.33
9/26	9953375	5,939.69	9/27	9953397*	319.46
9/28	9953377*	986.29	9/25	9953399*	100.00
9/25	9953378	54.16	9/20	9953401*	140.00
9/27	9953379	1,091.86	9/18	9953402	2,500.00
9/26	9953380	53.39	9/26	9953403	2,098.92
9/26	9953381	465.10	9/22	9953404	100.00
9/26	9953382	2,550.00	9/22	9953408*	150.00
9/26	9953383	5,392.55	9/29	9953416*	443.50
9/27	9953384	580.00	9/29	9953433*	282.85
9/26	9953386*	5,384.80	9/29	9953441*	2,205.50
9/26	9953387	18,287.50	9/29	9953449*	1,036.58
9/28	9953388	21,453.68	9/29	9953455*	1,166.25
9/26	9953390*	1,351.86	9/29	9953462*	270.00
9/25	9953391	3,372.00	9/29	9953469*	155.00
9/25	9953392	338.80	9/29	9953470	220.00

* Denotes missing check numbers

DAILY BALANCE INFORMATION

Date	Balance	Date	Balance	Date	Balance
9/01	1,203,974.03	9/13	1,491,751.29	9/22	1,390,359.76
9/05	1,130,277.77	9/14	1,525,596.17	9/25	1,282,549.51
9/06	1,118,892.15	9/15	1,382,768.43	9/26	1,336,421.79
9/07	1,236,398.39	9/18	1,218,759.81	9/27	1,480,462.35
9/08	1,256,191.15	9/19	1,345,810.05	9/28	1,515,962.94
9/11	1,356,807.17	9/20	1,403,469.65	9/29	1,276,689.01
9/12	1,449,206.72	9/21	1,696,831.54		

-----END OF STATEMENT-----



Thru:09/30/2023

For Bank: CAPITAL CITY BANK 0002 CAPITAL IMPROV REV BOND 2002

Description	Amount
210-101-00000	97,665.60
310-101-00000	0.00
Total G/L Balances	97,665.60
Outstanding Payments	0.00
Adjusted Balance	97,665.60
Statement Balance	97,665.60
Variance	0.00



e | statement

Capital City Bank OnLine

This October, clients will receive two statements due to system upgrades. The second statement covers a partial month of transactions. Regular statements will resume in November. We apologize for any inconvenience.

CITY OF QUINCY
CAPITAL IMPROVEMENT
REVENUE BONDS SERIES 2002
404 W JEFFERSON ST
QUINCY FL 32351-2328

Date 9/29/23
Primary Account

Page 1
XXXXXXXX0002

CHECKING ACCOUNT

BUSINESS CHECKING + INTEREST		Images	0
Account Number	XXXXXXXX0002	Statement Dates	9/01/23 thru 10/01/23
Previous Balance	67,665.60	Days in this statement Period	31
1 Deposits/Credits	30,000.00	Avg Ledger Balance	97,665.60
Checks/Debits	.00	Avg Collected Balance	97,665.60
Service Charges	.00		
Interest Paid	.00		
Ending Balance	97,665.60	2023 Interest Paid	29.71

DEPOSITS AND OTHER CREDITS

Date	Description	Amount
9/01	TRSF TO CHECKING XX0002 TRSF T	30,000.00
	O CHECKING XX0002 DEBT SERVIC	

DAILY BALANCE INFORMATION

Date	Balance
9/01	97,665.60

-----END OF STATEMENT-----

Thru:09/30/2023
For Bank: CENTENNIAL BANK 0096 UTILITY BOND FUNDS



Description	Amount
404-101-10300	79,731.71
Total G/L Balances	79,731.71
Outstanding Payments	0.00
Adjusted Balance	79,731.71
Statement Balance	79,731.71
Variance	0.00



P.O. BOX 966
 CONWAY, AR 72033
 888-372-9788
 www.my100bank.com



RETURN SERVICE REQUESTED

*****AUTO**SCH 5-DIGIT 32351
 299 0.4670 AV 0.498 3 1 51 120787-02A**000299



CITY OF QUINCY
 UTILITY BOND FUNDS
 404 W JEFFERSON ST
 QUINCY FL 32351-2328

09/30/23
 *****0096
 CYCLE-031

*** CHECKING *** 1406 PAN BUS MMA NI
 ACCOUNT NUMBER 0111010096
 PREVIOUS STATEMENT BALANCE AS OF 08/31/23 79,535.59
 PLUS 1 DEPOSITS AND OTHER CREDITS 196.12
 LESS 0 CHECKS AND OTHER DEBITS00
 CURRENT STATEMENT BALANCE AS OF 09/30/23 79,731.71
 NUMBER OF DAYS IN THIS STATEMENT PERIOD 30

CHECKING ACCOUNT TRANSACTIONS

DATE	DESCRIPTION	DEBITS	CREDITS
09/30	INTEREST PAYMENT		196.12

BALANCE BY DATE

DATE	BALANCE	DATE	BALANCE	DATE	BALANCE	DATE	BALANCE
08/31	79,535.59	09/30	79,731.71				

PAYER FEDERAL ID NUMBER..... 71-0009885
 INTEREST PAID YEAR TO DATE..... 1,766.95

Thru:09/30/2023

For Bank: CAPITAL CITY BANK 0901 COMMUNITY REDEVELOPMENT TRUST



Description	Amount
002-101-00002	856,266.07
Total G/L Balances	856,266.07
Outstanding Payments	6,462.12
Adjusted Balance	862,728.19
Statement Balance	862,728.19
Variance	0.00



e | statement

Capital City Bank OnLine

This October, clients will receive two statements due to system upgrades. The second statement covers a partial month of transactions. Regular statements will resume in November. We apologize for any inconvenience.

CITY OF QUINCY
COMMUNITY REDEVELOPMENT AREA
TRUST FUND
404 W JEFFERSON ST
QUINCY FL 32351-2328

Date 9/29/23
Primary Account

Page 1
XXXXXXXX0901

CHECKING ACCOUNT

BUSINESS CHECKING + INTEREST		Images	0
Account Number	XXXXXXXX0901	Statement Dates	9/01/23 thru 10/01/23
Previous Balance	864,894.86	Days in this Statement Period	31
Deposits/Credits	.00	Avg Ledger Balance	863,002.38
2 Checks/Debits	2,166.67	Avg Collected Balance	863,002.38
Service Charges	.00		
Interest Paid	.00		
Ending Balance	862,728.19	2023 Interest Paid	173.74

OTHER DEBITS

Date	Description	Amount
9/01	TRSF TO CHECKING XX6401 TRANSF	1,666.67-
	COQ OPERATING FOR ADMIN SUPPO	
9/18	CITY OF QUINCY A/P PAYMTCTX	500.00-

DAILY BALANCE INFORMATION

Date	Balance	Date	Balance
9/01	863,228.19	9/18	862,728.19

-----END OF STATEMENT-----



e | statement

Capital City Bank OnLine

This October, clients will receive two statements due to system upgrades. The second statement covers a partial month of transactions. Regular statements will resume in November. We apologize for any inconvenience.

CITY OF QUINCY
IMPROVEMENT & REFUNDING
REVENUE BONDS, SERIES 2003
404 W JEFFERSON ST
QUINCY FL 32351-2328

Date 9/29/23
Primary Account

Page 1
XXXXXXXX1001

CHECKING ACCOUNT

BUSINESS CHECKING + INTEREST	Images	0
Account Number XXXXXX1001	Statement Dates	9/01/23 thru 10/01/23
Previous Balance 2,207,782.34	Days in this Statement Period	31
Deposits/Credits .00	Avg Ledger Balance	1,818,635.17
2 Checks/Debits 515,890.50	Avg Collected Balance	1,818,635.17
Service Charges .00		
Interest Paid .00		
Ending Balance 1,691,891.84		

OTHER DEBITS

Date	Description	Amount
9/08	WIRE TRANSFER DEBIT FLCLASS 042000314 7029100505 201 E PINE STREET SUITE 750 ORLANDO, FL 32801 FIFTH THIRD BANK 38 FOUNTAIN SQUARE PLAZA CINCINNATI, OH 45202	500,000.00-



**Capital City
Bank**

e | statement

Capital City Bank OnLine

CITY OF QUINCY
IMPROVEMENT & REFUNDING
REVENUE BONDS, SERIES 2003
404 W JEFFERSON ST
QUINCY FL 32351-2328

Date 9/29/23
Primary Account

Page 2
XXXXXXXX1001

BUSINESS CHECKING + INTEREST

XXXXXXXX1001 (Continued)

OTHER DEBITS

Date	Description	Amount
	FL-01-0188-001 CITY OF QUINCY 20230908MMQFMP4B000073 20230908D2B74A1C005330 09081631FT03	
9/28	TRSF TO CHECKING XX6401 REIMBU RSE 7687 1800 6403 INVOICES PA	15,890.50-

DAILY BALANCE INFORMATION

Date	Balance	Date	Balance	Date	Balance
9/01	2,207,782.34	9/08	1,707,782.34	9/28	1,691,891.84

-----END OF STATEMENT-----



Thru:09/30/2023
 For Bank: CAPITAL BANK 1001 GRANTS

Description	Amount
001-101-80002	1,567,391.84
214-101-00000	0.00
305-101-00000	0.00
306-101-00000	0.00
308-101-00000	0.00
402-101-80002	0.00
403-101-80002	124,500.00
404-101-80002	0.00
405-101-80002	0.00
Total G/L Balances	1,691,891.84
Outstanding Payments	0.00
Adjusted Balance	1,691,891.84
Statement Balance	1,691,891.84
Variance	0.00



e | statement

Capital City Bank OnLine

This October, clients will receive two statements due to system upgrades. The second statement covers a partial month of transactions. Regular statements will resume in November. We apologize for any inconvenience.

CITY OF QUINCY
IMPROVEMENT & REFUNDING
REVENUE BONDS, SERIES 2003
404 W JEFFERSON ST
QUINCY FL 32351-2328

Date 9/29/23
Primary Account

Page 1
XXXXXXXX1001

CHECKING ACCOUNT

BUSINESS CHECKING + INTEREST		Images	0
Account Number	XXXXXXXX1001	Statement Dates	9/01/23 thru 10/01/23
Previous Balance	2,207,782.34	Days in this Statement Period	31
Deposits/Credits	.00	Avg Ledger Balance	1,818,635.17
2 Checks/Debits	515,890.50	Avg Collected Balance	1,818,635.17
Service Charges	.00		
Interest Paid	.00		
Ending Balance	1,691,891.84		

OTHER DEBITS

Date	Description	Amount
9/08	WIRE TRANSFER DEBIT FLCLASS 042000314 7029100505 201 E PINE STREET SUITE 750 ORLANDO, FL 32801 FIFTH THIRD BANK 38 FOUNTAIN SQUARE PLAZA CINCINNATI, OH 45202	500,000.00-



e | statement

Capital City Bank OnLine

CITY OF QUINCY
IMPROVEMENT & REFUNDING
REVENUE BONDS, SERIES 2003
404 W JEFFERSON ST
QUINCY FL 32351-2328

Date 9/29/23
Primary Account

Page 2
XXXXXXXX1001

BUSINESS CHECKING + INTEREST XXXXXXXX1001 (Continued)

OTHER DEBITS		
Date	Description	Amount
	FL-01-0188-001 CITY OF QUINCY 20230908MMQFMP4B000073 20230908D2B74A1C005330 09081631FT03	
9/28	TRSF TO CHECKING XX6401 REIMBU RSE 7687 1800 6403 INVOICES PA	15,890.50-

DAILY BALANCE INFORMATION					
Date	Balance	Date	Balance	Date	Balance
9/01	2,207,782.34	9/08	1,707,782.34	9/28	1,691,891.84

-----END OF STATEMENT-----

Thru:09/30/2023

For Bank: CENTENNIAL BANK 2829 LAW ENFORCEMENT TRUST FUND



Description	Amount
105-101-00000	22,608.18
Total G/L Balances	22,608.18
Outstanding Payments	0.00
Adjusted Balance	22,608.18
Statement Balance	22,608.18
Variance	0.00



P.O. BOX 966
 CONWAY, AR 72033
 888-372-9788
 www.my100bank.com



RETURN SERVICE REQUESTED

*****AUTO**SCH 5-DIGIT 32351

300 0.4670 AV 0.498 3 1 52 120787-02A**000300



CITY OF QUINCY
 LAW ENFORCEMENT TRUST FUND ACCOUNT
 404 W JEFFERSON ST
 QUINCY FL 32351-2328

09/30/23
 *****2829

CYCLE-031

*** CHECKING *** 1506 PAN BUSINESS MM
 ACCOUNT NUMBER 0111012829
 PREVIOUS STATEMENT BALANCE AS OF 08/31/23 22,591.47
 PLUS 1 DEPOSITS AND OTHER CREDITS 16.71
 LESS 0 CHECKS AND OTHER DEBITS00
 CURRENT STATEMENT BALANCE AS OF 09/30/23 22,608.18
 NUMBER OF DAYS IN THIS STATEMENT PERIOD 30

CHECKING ACCOUNT TRANSACTIONS

DATE	DESCRIPTION	DEBITS	CREDITS
09/30	INTEREST PAYMENT		16.71

BALANCE BY DATE

DATE	BALANCE	DATE	BALANCE	DATE	BALANCE	DATE	BALANCE
08/31	22,591.47	09/30	22,608.18				

PAYER FEDERAL ID NUMBER..... 71-0009885
 INTEREST PAID YEAR TO DATE..... 177.04

Thru:09/30/2023

For Bank: CAPITAL CITY BANK 3401 LANDFILL LT CARE ESCROW



Description	Amount
407-152-00000	50,474.70
Total G/L Balances	50,474.70
Outstanding Payments	0.00
Adjusted Balance	50,474.70
Statement Balance	50,474.70
Variance	0.00



e | statement

Capital City Bank OnLine

This October, clients will receive two statements due to system upgrades. The second statement covers a partial month of transactions. Regular statements will resume in November. We apologize for any inconvenience.

CITY OF QUINCY
LANDFILL LONG-TERM CARE ESCROW
404 W JEFFERSON ST
QUINCY FL 32351-2328

Date 9/29/23
Primary Account

Page 1
XXXXXXXX3401

CHECKING ACCOUNT

BUSINESS CHECKING + INTEREST		Images	0
Account Number	XXXXXXXX3401	Statement Dates	9/01/23 thru 10/01/23
Previous Balance	50,474.70	Days in this Statement Period	31
Deposits/Credits	.00	Avg Ledger Balance	50,474.70
Checks/Debits	.00	Avg Collected Balance	50,474.70
Service Charges	.00		
Interest Paid	.00		
Ending Balance	50,474.70		

DAILY BALANCE INFORMATION

Date	Balance
9/01	50,474.70

-----END OF STATEMENT-----

Thru:09/30/2023
For Bank: WW 200110 Loan Reserve SRL Loan Reserve Grant Requirement



Description	Amount
402-101-00011	1,961.54
Total G/L Balances	1,961.54
Outstanding Payments	0.00
Adjusted Balance	1,961.54
Statement Balance	1,961.54
Variance	0.00



e | statement

Capital City Bank OnLine

This October, clients will receive two statements due to system upgrades. The second statement covers a partial month of transactions. Regular statements will resume in November. We apologize for any inconvenience.

CITY OF QUINCY
WW 200110 LOAN RESERVE
404 W JEFFERSON ST
QUINCY FL 32351-2328

Date 9/29/23
Primary Account

Page 1
XXXXXXXX3611

SAVINGS ACCOUNT

Everyday Savings for Business			
Account Number	XXXXXXXX3611	Statement Dates	7/03/23 thru 10/01/23
Previous Balance	1,961.30	Days in this Statement Period	91
Deposits/Credits	.00	Avg Ledger Balance	1,961.30
Checks/Debits	.00	Avg Collected Balance	1,961.30
Service Charge	.00	Interest Earned	.25
Interest Paid	.24	Annual Percentage Yield Earned	0.05%
Ending Balance	1,961.54	2023 Interest Paid	.49

CREDITS AND DEBITS

Date	Description	Amount
9/30	INTEREST DEPOSIT	.24

DAILY BALANCE INFORMATION

Date	Balance	Date	Balance
7/03	1,961.30	9/30	1,961.54



**Capital City
Bank**

e | statement

Capital City Bank OnLine

CITY OF QUINCY
WW 200110 LOAN RESERVE
404 W JEFFERSON ST
QUINCY FL 32351-2328

Date 9/29/23
Primary Account

Page 2
XXXXXXXX3611

Everyday Savings for Business

XXXXXXXX3611 (Continued)

INTEREST RATE SUMMARY

Date	Interest Rate
7/02	0.050000%

-----END OF STATEMENT-----

Thru:09/30/2023
For Bank: CAPITAL CITY BANK 3920 SAVINGS



Description	Amount
403-101-00001	0.00
403-101-00002	2,002,702.62
Total G/L Balances	2,002,702.62
Outstanding Payments	0.00
Adjusted Balance	2,002,702.62
Statement Balance	2,002,702.62
Variance	0.00



**Capital City
Bank**

e | statement

Capital City Bank OnLine

This October, clients will receive two statements due to system upgrades. The second statement covers a partial month of transactions. Regular statements will resume in November. We apologize for any inconvenience.

CITY OF QUINCY
UTILITY DEPOSIT ACCOUNT
404 W JEFFERSON ST
QUINCY FL 32351-2328

Date 9/29/23
Primary Account

Page 1
XXXXXXXX3920

SAVINGS ACCOUNT

REGULAR SAVINGS BUSINESS			
Account Number	XXXXXXXX3920	Statement Dates	7/03/23 thru 10/01/23
Previous Balance	2,002,452.98	Days in this Statement Period	91
Deposits/Credits	.00	Avg Ledger Balance	2,002,452.98
Checks/Debits	.00	Avg Collected Balance	2,002,452.98
Service Charge	.00	Interest Earned	249.64
Interest Paid	249.64	Annual Percentage Yield Earned	0.05%
Ending Balance	2,002,702.62	2023 Interest Paid	751.56

CREDITS AND DEBITS

Date	Description	Amount
10/01	INTEREST DEPOSIT	249.64

DAILY BALANCE INFORMATION

Date	Balance	Date	Balance
7/03	2,002,452.98	10/01	2,002,702.62



**Capital City
Bank**

e | statement

Capital City Bank OnLine

CITY OF QUINCY
UTILITY DEPOSIT ACCOUNT
404 W JEFFERSON ST
QUINCY FL 32351-2328

Date 9/29/23
Primary Account

Page 2
XXXXXXXX3920

REGULAR SAVINGS BUSINESS

XXXXXXXX3920 (Continued)

INTEREST RATE SUMMARY

Date	Interest Rate
7/02	0.050000%

-----END OF STATEMENT-----



Thru:09/30/2023
For Bank: CAPITAL CITY BANK 4801 QUINY BEND AFLAC FLEX ACCOUNT

Description	Amount
001-101-00003	7,002.23
699-101-00000	0.00
Total G/L Balances	7,002.23
Outstanding Payments	0.00
Adjusted Balance	7,002.23
Statement Balance	7,002.23
Variance	0.00



e | statement

Capital City Bank OnLine

This October, clients will receive two statements due to system upgrades. The second statement covers a partial month of transactions. Regular statements will resume in November. We apologize for any inconvenience.

CITY OF QUINCY
QUINCY BEND ACCOUNT
404 W JEFFERSON ST
QUINCY FL 32351-2328

Date 9/29/23
Primary Account

Page 1
XXXXXXXX4801

CHECKING ACCOUNT

BUSINESS CHECKING + INTEREST		Images	0
Account Number	XXXXXXXX4801	Statement Dates	9/01/23 thru 10/01/23
Previous Balance	7,146.44	Days in this Statement Period	31
1 Deposits/Credits	414.76	Avg Ledger Balance	7,255.08
5 Checks/Debits	558.97	Avg Collected Balance	7,255.08
Service Charges	.00		
Interest Paid	.00		
Ending Balance	7,002.23		

DEPOSITS AND OTHER CREDITS

Date	Description	Amount
9/05	CITY OF QUINCY A/P PAYMTCTX ISA*00*0000000000*00*000000000 0*ZZ*CITY OF QUINCY*ZZ*VENDOR PAYMENTS*230905*1348*U*00200*0	414.76

OTHER DEBITS

Date	Description	Amount
9/13	WAGWORKS FSA RECEIVABLECCD INV5628165	96.00-



e | statement

Capital City Bank OnLine

CITY OF QUINCY
QUINCY BEND ACCOUNT
404 W JEFFERSON ST
QUINCY FL 32351-2328

Date 9/29/23
Primary Account

Page 2
XXXXXXXX4801

BUSINESS CHECKING + INTEREST XXXXXXXX4801 (Continued)

OTHER DEBITS			
Date	Description		Amount
9/15	WAGWORKS FSA INV5635533	RECEIVABLECCD	234.88-
9/19	WAGWORKS FSA INV5639134	RECEIVABLECCD	35.00-
9/22	WAGWORKS INV5558294	RECEIVABLECCD	100.00-
9/26	WAGWORKS FSA INV5659374	RECEIVABLECCD	93.09-

DAILY BALANCE INFORMATION					
Date	Balance	Date	Balance	Date	Balance
9/01	7,146.44	9/15	7,230.32	9/26	7,002.23
9/05	7,561.20	9/19	7,195.32		
9/13	7,465.20	9/22	7,095.32		

-----END OF STATEMENT-----

Thru:09/30/2023

For Bank: Capital City Bank Hurricane Michael Recovery Fee Account



Description	Amount
403-101-00003	16,726.55
Total G/L Balances	16,726.55
Outstanding Payments	0.00
Adjusted Balance	16,726.55
Statement Balance	16,726.55
Variance	0.00



e | statement

Capital City Bank OnLine

This October, clients will receive two statements due to system upgrades. The second statement covers a partial month of transactions. Regular statements will resume in November. We apologize for any inconvenience.

CITY OF QUINCY
HURRICANE MICHAEL FEE ACCOUNT
404 W JEFFERSON ST
QUINCY FL 32351-2328

Date 9/29/23
Primary Account

Page 1
XXXXXXXX6051

CHECKING ACCOUNT

BUSINESS CHECKING + INTEREST		Images	0
Account Number	XXXXXXXX6051	Statement Dates	9/01/23 thru 10/01/23
Previous Balance	16,726.55	Days in this Statement Period	31
Deposits/Credits	.00	Avg Ledger Balance	16,726.55
Checks/Debits	.00	Avg Collected Balance	16,726.55
Service Charges	.00		
Interest Paid	.00		
Ending Balance	16,726.55		

DAILY BALANCE INFORMATION

Date	Balance
9/01	16,726.55

-----END OF STATEMENT-----

Thru:09/30/2023
For Bank: CAPITAL CITY BANK 6701 FL DEP LOAN REPAY



Description	Amount
402-101-80000	200,016.94
Total G/L Balances	200,016.94
Outstanding Payments	0.00
Adjusted Balance	200,016.94
Statement Balance	200,016.94
Variance	0.00



e | statement

Capital City Bank OnLine

This October, clients will receive two statements due to system upgrades. The second statement covers a partial month of transactions. Regular statements will resume in November. We apologize for any inconvenience.

CITY OF QUINCY
STATE DEP LOAN REPAYMENT RESERVE
404 W JEFFERSON ST
QUINCY FL 32351-2328

Date 9/29/23
Primary Account

Page 1
XXXXXXXX6701

CHECKING ACCOUNT

BUSINESS CHECKING + INTEREST		Images	0
Account Number	XXXXXXXX6701	Statement Dates	9/01/23 thru 10/01/23
Previous Balance	200,016.94	Days in this Statement Period	31
Deposits/Credits	.00	Avg Ledger Balance	200,016.94
Checks/Debits	.00	Avg Collected Balance	200,016.94
Service Charges	.00		
Interest Paid	.00		
Ending Balance	200,016.94	2023 Interest Paid	39.12

DAILY BALANCE INFORMATION

Date	Balance
9/01	200,016.94

-----END OF STATEMENT-----



Thru:09/30/2023
For Bank: CAPITAL CITY BANK 6702 DRINKING WATER LOAN

Description	Amount
404-101-80001	251,930.69
Total G/L Balances	251,930.69
Outstanding Payments	0.00
Adjusted Balance	251,930.69
Statement Balance	251,930.69
Variance	0.00



e | statement

Capital City Bank OnLine

This October, clients will receive two statements due to system upgrades. The second statement covers a partial month of transactions. Regular statements will resume in November. We apologize for any inconvenience.

CITY OF QUINCY
DRINKING WATER LOAN REPAYMENT
RESERVE ACCOUNT
404 W JEFFERSON ST
QUINCY FL 32351-2328

Date 9/29/23
Primary Account

Page 1
XXXXXXXX6702

CHECKING ACCOUNT

BUSINESS CHECKING + INTEREST		Images	0
Account Number	XXXXXXXX6702	Statement Dates	9/01/23 thru 10/01/23
Previous Balance	160,244.85	Days in this Statement Period	31
1 Deposits/Credits	91,685.84	Avg Ledger Balance	251,930.69
Checks/Debits	.00	Avg Collected Balance	251,930.69
Service Charges	.00		
Interest Paid	.00		
Ending Balance	251,930.69	2023 Interest Paid	25.05

DEPOSITS AND OTHER CREDITS

Date	Description	Amount
9/01	TRSF TO CHECKING XX6702 DEBT S ERVICE FUNDS TRANSFER VIA ONLI	91,685.84

DAILY BALANCE INFORMATION

Date	Balance
9/01	251,930.69

-----END OF STATEMENT-----

Thru:09/30/2023

For Bank: CAPITAL CITY BANK 6711 SMART GRID CONSTRUCTION ACCT



Description	Amount
001-101-00010	0.00
312-101-00100	0.00
402-101-00010	2,124.45
403-101-00010	1,100,065.89
404-101-00010	226,873.86
405-101-00010	226,874.81
Total G/L Balances	1,555,939.01
Outstanding Payments	0.00
Adjusted Balance	1,555,939.01
Statement Balance	1,555,939.01
Variance	0.00



e | statement

Capital City Bank OnLine

This October, clients will receive two statements due to system upgrades. The second statement covers a partial month of transactions. Regular statements will resume in November. We apologize for any inconvenience.

CITY OF QUINCY
SMART GRID CONSTRUCTION ACCOUNT
404 W JEFFERSON ST
QUINCY FL 32351-2328

Date 9/29/23
Primary Account

Page 1
XXXXXXX6711

CHECKING ACCOUNT

BUSINESS CHECKING + INTEREST		Images	0
Account Number	XXXXXXXX6711	Statement Dates	9/01/23 thru 10/01/23
Previous Balance	1,555,939.01	Days in this Statement Period	31
Deposits/Credits	.00	Avg Ledger Balance	1,555,939.01
Checks/Debits	.00	Avg Collected Balance	1,555,939.01
Service Charges	.00		
Interest Paid	.00		
Ending Balance	1,555,939.01	2023 Interest Paid	1,131.37

DAILY BALANCE INFORMATION

Date	Balance
9/01	1,555,939.01

-----END OF STATEMENT-----

Thru:09/30/2023

For Bank: CENTENNIAL BANK RENEWAL AND REPLACEMENT 8679



Description	Amount
101-101-00101	0.00
404-151-30000	527,883.11
Total G/L Balances	527,883.11
Outstanding Payments	0.00
Adjusted Balance	527,883.11
Statement Balance	527,883.11
Variance	0.00



P.O. BOX 966
 CONWAY, AR 72033
 888-372-9788
 www.my100bank.com



RETURN SERVICE REQUESTED

*****AUTO**SCH 5-DIGIT 32351

301 0.4670 AV 0.498 3 1 53 [120787-02A**000301



CITY OF QUINCY
 RENEWAL AND REPLACEMENT
 404 W JEFFERSON ST
 QUINCY FL 32351-2328

09/30/23
 *****8679

CYCLE-031

*** CHECKING *** 1406 PAN BUS MMA NI
 ACCOUNT NUMBER 0502158679
 PREVIOUS STATEMENT BALANCE AS OF 08/31/23 526,239.51
 PLUS 1 DEPOSITS AND OTHER CREDITS 1,643.60
 LESS 0 CHECKS AND OTHER DEBITS00
 CURRENT STATEMENT BALANCE AS OF 09/30/23 527,883.11
 NUMBER OF DAYS IN THIS STATEMENT PERIOD 30

CHECKING ACCOUNT TRANSACTIONS

DATE	DESCRIPTION	DEBITS	CREDITS
09/30	INTEREST PAYMENT		1,643.60

BALANCE BY DATE

DATE	BALANCE	DATE	BALANCE	DATE	BALANCE	DATE	BALANCE
08/31	526,239.51	09/30	527,883.11				

PAYER FEDERAL ID NUMBER..... 71-0009885
 INTEREST PAID YEAR TO DATE..... 13,336.76

CITY OF QUINCY, FL
 OPERATING REVENUES FOR THE TWELVE (12) MONTHS ENDED SEPTEMBER 30, 2023 - BUDGET TO ACTUAL

ACCOUNT #	ACCOUNT DESCRIPTION	ADJUSTED BUDGET 2023	12 MONTHS YTD 2023	OVER_ (UNDER) ADJUSTED _BUDGET	100% YTD _%	PRIOR YTD 2022	PRIOR _YTD % 2022
GOVERNMENTAL FUNDS							
	GEN FUND REV						
001-311-10000	CURRENT AD VALOREM TAX	\$ 1,672,337	\$ 1,600,181	\$ 72,156	96%	\$ 1,288,768	96%
001-312-41000	SALES-LOCAL OPTION GAS TAX	\$ 267,471	\$ 231,138	\$ 36,333	86%	\$ 228,042	97%
001-312-60000	LOCAL GOV INFRASTRUCTURE SURTA	\$ 641,829	\$ 798,549	\$ (156,720)	124%	\$ 760,573	118%
001-314-80000	UTILITY SERVICE TAX - PROPANE	\$ 9,284	\$ 5,276	\$ 4,008	57%	\$ 7,729	110%
001-315-00000	COMMUNICATION SERVICES TAX	\$ 251,348	\$ 259,019	\$ (7,671)	103%	\$ 245,259	104%
001-321-10000	PROFESSIONAL & OCCUPATION LICE	\$ 25,000	\$ 14,542	\$ 10,458	58%	\$ 24,001	87%
001-322-10000	PERMITS	\$ 190,235	\$ 146,984	\$ 43,251	77%	\$ 294,642	264%
001-329-10000	OTHER LICENSES, FEES & PERMITS	\$ 1,731	\$ 2,025	\$ (294)	117%	\$ 1,523	107%
001-329-20000	ANIMAL REGISTRATION FEES	\$ -	\$ 250	\$ (250)	100%	\$ -	0%
001-331-50000	FEMA REIMBURSEMENT MICHAEL	\$ 276,985	\$ 128,013	\$ 148,972	46%	\$ 256,463	69%
001-335-12000	STATE REVENUE SHARING PROCEEDS	\$ 358,200	\$ 460,254	\$ (102,054)	128%	\$ 443,917	119%
001-335-14000	STATE - MOBILE HOME LICENSE	\$ 2,947	\$ 2,149	\$ 798	73%	\$ 2,243	132%
001-335-15000	STATE - ALCOHOLIC BEVERAGE LIC	\$ 4,042	\$ 12,654	\$ (8,612)	313%	\$ 2,925	49%
001-335-17000	STATE - D O T REIMBURSEMENT	\$ 336,443	\$ 290,139	\$ 46,304	86%	\$ 135,232	86%
001-335-18000	STATE - HALF CENT SALES TAX	\$ 400,151	\$ 435,894	\$ (35,743)	109%	\$ 413,013	119%
001-335-23000	FIREFIGHTERS SUPP COMPENSATION	\$ 2,520	\$ 5,910	\$ (3,390)	235%	\$ 2,520	85%
001-335-41000	STATE - REBATE ON MUN VEH FUEL	\$ 13,760	\$ 8,460	\$ 5,300	61%	\$ 13,374	112%
001-335-43000	STATE DEPARTMENT OF HIGHWAY PA	\$ 947	\$ 600	\$ 347	63%	\$ 910	112%
001-340-21000	SERVICES - COUNTY FIRE PROTECT	\$ 486,668	\$ 486,733	\$ (65)	100%	\$ 486,718	100%
001-340-21500	SERVICES-FIRE INSPECTIONS	\$ 5,545	\$ 2,306	\$ 3,239	42%	\$ 2,750	52%
001-347-20000	REVENUE - QPRD CONCESSIONS	\$ -	\$ 7,179	\$ (7,179)	100%	\$ -	0%
001-347-21000	REVENUE - BASEBALL	\$ 9,104	\$ 2,220	\$ 6,884	24%	\$ 1,500	17%
001-347-22000	REVENUE - FOOTBALL	\$ 10,000	\$ 12,689	\$ (2,689)	127%	\$ 8,715	155%
001-347-23000	REVENUE - BASKETBALL	\$ 5,815	\$ 6,065	\$ (250)	104%	\$ 6,485	117%
001-347-24000	REVENUE - DAY CAMP	\$ 3,749	\$ -	\$ 3,749	0%	\$ -	0%

CITY OF QUINCY, FL
 OPERATING REVENUES FOR THE TWELVE (12) MONTHS ENDED SEPTEMBER 30, 2023 - BUDGET TO ACTUAL

ACCOUNT #	ACCOUNT DESCRIPTION	ADJUSTED BUDGET 2023	12 MONTHS YTD 2023	OVER_(UNDER) ADJUSTED BUDGET	100% YTD %	PRIOR YTD 2022	PRIOR YTD % 2022
001-347-25000	REVENUE - CHEERLEADING	\$ 500	\$ 4,040	\$ (3,540)	808%	\$ 1,376	0%
001-347-26000	REVENUE - SOFTBALL	\$ 2,000	\$ -	\$ 2,000	0%	\$ -	0%
001-347-27000	REVENUE - OTHER ACTIVITY FEES	\$ 3,000	\$ -	\$ 3,000	0%	\$ 916	34%
001-347-28000	REVENUE - TRACK & FIELD	\$ 1,000	\$ 1,990	\$ (990)	199%	\$ (277)	0%
001-347-29000	REVENUE - KICKBALL	\$ 1,000	\$ 2,050	\$ (1,050)	205%	\$ 375	0%
001-347-30000	RENT ON FACILITIES	\$ 30,000	\$ 18,830	\$ 11,170	63%	\$ 24,020	128%
001-347-41000	REVENUE - POOL ADMISSION FEES	\$ 750	\$ 143	\$ 607	19%	\$ 694	189%
001-347-46993	Quincy/Fest Vendors	\$ 700	\$ -	\$ 700	0%	\$ -	0%
001-347-50000	COKE FUND REVENUE	\$ 300	\$ 430	\$ (130)	143%	\$ 167	58%
001-359-10000	OTH FINES & FORFEITS	\$ 50,000	\$ 46,107	\$ 3,893	92%	\$ 39,909	120%
001-359-20000	CODE ENFORCEMENT FINES	\$ 25,000	\$ 5,400	\$ 19,600	22%	\$ 2,625	0%
001-361-10000	INTEREST INC ON INVESTMENTS	\$ -	\$ -	\$ -	0%	\$ 258	0%
001-361-15000	INTEREST INC ON BANK ACCT	\$ -	\$ 2,683	\$ (2,683)	100%	\$ 13	0%
001-364-11000	SALE OF LAND - HILLCREST CEMET	\$ 26,000	\$ 8,270	\$ 17,730	32%	\$ 16,826	64%
001-364-12000	SALE OF LAND - SUNNYVALE CEMET	\$ 45,000	\$ 41,078	\$ 3,922	91%	\$ 39,430	50%
001-366-00004	DONATIONS	\$ 2,500	\$ -	\$ 2,500	0%	\$ -	0%
001-369-90000	OTHER MISCELLANEOUS REVENUES	\$ 80,000	\$ 59,682	\$ 20,318	75%	\$ 107,059	108%
001-369-90100	GULF BREEZE INTERLOCAL AGREEME	\$ 200,000	\$ 50,327	\$ 149,673	25%	\$ -	0%
001-369-92000	CRA Administrative Fees	\$ 20,012	\$ 20,012	\$ -	100%	\$ 20,000	100%
001-369-95000	Insurance Proceeds	\$ 6,040	\$ 1,551	\$ 4,489	26%	\$ 4,532	31%
001-369-96000	DONATIONS	\$ -	\$ 250	\$ (250)	100%	\$ -	0%
001-382-10000	CONTRIBUTION FR INTER OPER-ELE	\$ 4,651,069	\$ 4,651,069	\$ -	100%	\$ 4,296,720	100%
001-382-20000	CONTRIBUTION FR INTER OPER-GAS	\$ 142,550	\$ 142,550	\$ -	100%	\$ 417,663	100%
001-382-30000	CONTRIBUTION FR INTER OPER-WAT	\$ 413,685	\$ 413,685	\$ -	100%	\$ 526,927	72%
001-382-40000	CONTRIBUTION FR INTER OPER-REF	\$ 209,670	\$ 209,670	\$ -	100%	\$ 2,718	3%
001-382-50000	CONTRIBUTION FR INTER OPER-SEW	\$ 111,517	\$ 111,517	\$ -	100%	\$ 625,141	529%
001-382-60000	CONTRIBUTION FR INTER OPER LAN	\$ -	\$ -	\$ -	0%	\$ 5,362	100%
001-389-00000	USE OF FUND BALANCE	\$ 590,912	\$ 153,408	\$ 437,504	26%	\$ 60,933	7%
	TOTAL GENERAL FUND REVS	\$ 11,589,316	\$ 10,863,971	\$ 725,345	94%	\$ 10,820,689	89%

Approval of October 2023 Financials

CITY OF QUINCY, FL FINANCIAL STATEMENTS

THE ONE MONTH ENDED OCTOBER 31, 2023



ABSTRACT

The City of Quincy is following the path of financial prudence to ensure the effective usage and management of the available assets and resources to meet the goals and objectives of the City's Commissioners and City Management. The attached financial statements and reports tell the story and highlight the path the City of Quincy is following...

Marcia Carty, MS, CPA CCFP

Finance Director

FINANCIAL REPORTS

Prepared January 19, 2024

CITY OF QUINCY, FL
MONTHLY FINANCIAL REPORTS
THE ONE MONTH ENDED OCTOBER 31 2023

TABLE OF CONTENTS

Description of Report	Finance Personnel
❖ Overview	Marcia Carty
❖ Summary Report of Revenues & Expenses	Marcia Carty
❖ Comparative Operating Actual Revenues/Exps	Marcia Carty
❖ Projected Revenues & Expenses ending 09/30/24	Marcia Carty
❖ Statement of Operating Revenues	Amanda Matthews
❖ Statement of Operating Expenses	Amanda Matthews
❖ Debt Service Coverage Report	Marcia Carty
❖ Grant Report	Marcia Carty
❖ Utility Billing Report	Donna Reeves
❖ Electric Revenue Prior Year Analysis	ArTWELVEia Jones
❖ Electric Revenue Budget vs Actual Analysis	ArTWELVEia Jones
❖ Customer Service Receipts Collected	LaTrenda Gainous
❖ New Customers Report	LaTrenda Gainous
❖ Arrears Report	LaTrenda Gainous
❖ Purchase Power (Fuel) Adjustment Report	Amanda Matthews
❖ Net Metering Report	Amanda Matthews
❖ Disbursements Report	Amanda Matthews
❖ Budget Transfer Report	Marcia Carty
❖ Fixed Asset Purchases Report	Andrea Burks
❖ P-Card Report & Bank Statement	Amanda Matthews
❖ Bank Reconciliations & Statements	Amanda Matthews
○ Variance FY 2023 versus FY 2024	
○ Prior Month September 2023 versus October 2023	
○ Bank Reconciliations and Bank Statements	
○ Bank Accounts Spendable Type	

Note: All reports are reviewed and approved for release by the Finance Director

OVERVIEW OF THE FINANCIAL REPORTS

Overview of the Monthly Financial Reports for OCTOBER 31, 2023 By Finance Director Marcia Carty, CPA

For THE ONE MONTH ENDED OCTOBER 31 2023, the following should be noted:

1. Gross operating revenues generated for the above period were \$2,393,419, with \$646,520 from the general fund and \$1,746,899 from the enterprise fund, representing 6.7% of the budget for the year, \$35,710,198.
2. Total operating expenses equaled \$2,483,787, of which \$2,483,787 was disbursed from governmental fund and \$629,989 from enterprise fund, representing 7% of total budget of \$35,710,198.
3. Net results for the City of Quincy were \$(90,368), with operating net results being \$(90,368), and grants results netted to zero. Net results for governmental funds were \$16,531 and Enterprise Funds were \$(106,899). This is expected to change in November 2023, as ad valorem proceeds are received.
4. The debt service coverage rate is less than 1.0; currently equaling .81m due to the loss.
5. Grant budget is \$3,467,208 for both revenues and expenses. Actual revenues equal \$14,143 and expenses were \$14,143.
6. Cycle One number of bills decreased by 24, and estimated bills increased by 1. Utility billing decreased by \$381,151 for Cycle One, when compared to October 2022, and decreased by \$13,854 when compared to September 2023, primarily due to consumption decrease.
7. Cycle Two number of bills increased by 7, and estimated bills decreased by 28. Utility billing decreased by \$24,295 when compared to October 2022, and decreased by \$132,899, when compared to September 2022, primarily due to consumption decrease.
8. Year-to-date, utility revenues for the month ended October 31, 2023, Electric Utility billing is \$439,006 less than the prior year, due to reduction in residential and commercial utility sales. Actual revenues, year-to-date, are less than the budget by \$137,507 or 11%.
9. Monthly receipts collected by the Customer Service Division equaled \$1,628,055, which is \$297,609 than the prior month's receipts of 1,925,664. \$1,186,422 is directly related to Utility Billing payments.
10. There were 35 new accounts set up by the Customer Service Department.
11. The Arrears Report reflects an outstanding amount of \$178,574, which is an increase of \$25,301 from the prior month balance of \$153,273.
12. For October 2023, purchase power adjustment (fuel) rate adjustment decreased by .00167 to .0111 in September 2023, to .0095.
13. The calculated Net Meter rate for October 2023 decreased by .00068 from (.02659) to (.02591), when compared to September 2023.
14. Total disbursements approximated \$2.732 million, paid with 540 checks, NODs, and ACHs.
15. Budget transfers are being executed only as required to continue daily operations, very minimal in October 2023.
16. Year-to date as of October 2023, operating fixed asset purchases were \$6,064 or 1% budgeted amount of \$1,140,000, of which CPA reports \$417,550.

operating was \$323,098.


17. P-card purchases for the month of May 2023 were \$6,175.63. The \$1,500 threshold was exceeded by two departments (with justification).

Items of Concern –

- Operating cash has decreased when compared to FY 2022, by \$1,389,360. FL Class has \$500,000, so the net reduction is \$889,360. There is a reduction of cash of \$366,266, when compared to the prior month, September 2023.
- Management of FEMA potential reimbursements is a priority and needs to be addressed with the FEMA consultant.
- Less revenues are being earned, and cost is not reduced accordingly, contributing to an operating loss for the first month, even though this is expected to change in the next month.
- Staff and the consultant are preparing for the audit.

Highlight – The utilities rate study is paramount to the City maintaining fiscal viability. The rates need to be applied correctly, particularly with WastePro customers.

Conclusion – As projected in earlier month, the **preliminary cash analysis reflect that cash collection is at least \$700,000 less monthly than in the prior year.**

A handwritten signature in blue ink, appearing to read "John Sturdy", with a long horizontal flourish extending to the right.

SUMMARY REPORT OF REVENUES AND EXPENSES
THE ONE MONTH ENDED OCTOBER 31 2023

CITY OF QUINCY, FL
SUMMARY REPORT OF REVENUES AND EXPENSES ONE MONTH ENDED 10/31/2023

ACCOUNT DESCRIPTION	FY 2024 OPERATING BUDGET	FY 2024 ONE MONTH YTD OPERATING ACTUAL	VARIANCE OF BUDGET VS ACTUAL	YTD % (8.3%)
GOVERNMENTAL REVENUES	\$12,292,726	\$646,520	-\$11,646,206	5.3%
GOVERNMENTAL FUNDS EXPENSES	-\$12,292,726	-\$629,989	\$11,662,737	-5.1%
NET GOVERNMENTAL FUND RESULTS	\$0	\$16,531	\$16,531	0.1%
TOTAL ENTERPRISE FUND REVENUES	\$23,417,472	\$1,746,899	-\$21,670,573	7.5%
TOTAL ENTERPRISE FUND EXPENSES	-\$23,417,472	-\$1,853,798	\$21,563,674	-7.9%
NET ENTERPRISE FUND RESULTS	\$0	(\$106,899)	-\$106,899	-0.5%
TOTAL OPERATING REVENUES	\$35,710,198	\$2,393,419	-\$33,316,779	6.7%
TOTAL OPERATING EXPENSES	-\$35,710,198	-\$2,483,787	\$33,226,411	-7.0%
NET TOTAL OPERATING RESULTS	\$0	(\$90,368)	-\$90,368	-0.3%
GRANT REVENUES	\$3,467,208	\$14,143	\$3,453,065	
GRANT EXPENSES	-\$3,467,208	-\$14,143	-\$3,453,065	
NET GRANT OPERATIONS	\$0	\$0	\$0	0.0%
CITYWIDE TOTAL REVENUES	\$39,177,406	\$2,407,562	-\$36,769,844	6.1%
CITYWIDE TOTAL EXPENSES	-\$39,177,406	-\$2,497,930	\$36,679,476	-6.4%
NET CITYWIDE TOTAL OPERATIONS	\$0	(\$90,368)	-\$90,368	-0.2%

**COMPARATIVE OPERATING ACTUAL
REVENUES/EXPENSES FOR THE ONE MONTH ENDED
OCTOBER 31, 2023 & OCTOBER 31, 2022**

CITY OF QUINCY, FL
STATEMENT OF OPERATING ACTUAL REVENUES AND EXPENSES - ONE MONTH ENDED 10/31/2023

	FY 2024 ONE MONTH YTD 10/31/2023 ACTUAL	FY 2023 ONE MONTH YTD 10/31/2022 ACTUAL	VARIANCE BETWEEN FY 2022 AND FY 2023	% OF VARIANCE
REVENUES				
Governmental	\$646,520	\$752,718	-\$106,198	16.9%
Enterprise	1,746,899	2,268,865	(521,966)	83.1%
Total Revenues	\$2,393,419	\$3,021,583	-\$628,164	100.0%
EXPENDITURES				
Personnel	\$530,995	\$593,819	(\$62,824)	10.0%
Contractual Services	119,854	229,118	(109,264)	17.4%
Professional Services	6,533	807	5,726	-0.9%
Purchased Electric	356,016	689,477	(333,461)	53.1%
Purchased Gas	37,000	73,530	(36,530)	5.8%
Contingency/Reserves/ Parks & Facilities	2,823	953	1,870	-0.3%
Travel, Gas, Oil & Grease, Tires, Auto Parts & Repair	4,837	6,690	(1,853)	0.3%
Telephone	5,743	15,148	(9,405)	1.5%
Utilities	35,090	35,089	1	0.0%
Community Services	880	0	880	-0.1%
Commercial & Residential Refuse	122,986	89,000	33,986	-5.4%
Insurance - Property Liability	279,790	220,117	59,673	-9.5%
Rentals, Repair & Maintenance	26,443	6,028	20,415	-3.2%
Yard Tipping Cost	0	0	0	0.0%
Other Operating Expenses	1,469	24,818	(23,349)	3.7%
Training & Software	367	9,211	(8,844)	1.4%
Office Supplies	1,442	315	1,127	-0.2%
Operating Materials & Supplies	8,283	60,728	(52,445)	8.3%
Uniforms	1,537	0	1,537	-0.2%
Athletic Supplies & Equipment	900	1,265	(365)	0.1%
Dues, Publications, Subscriptions & Memberships	33,723	20,517	13,206	-2.1%
Economic Environment & Development	582	0	582	-0.1%
Other Operating Expenses - IT Support	24,327	15,588	8,739	-1.4%
CRA Operations & Projects	1,668	41,668	(40,000)	6.4%
Capital Expenditures	6,054	5,000	1,054	-0.2%
Aid to Private Organizations	0	0	0	0.0%
Debt Service - Principal and Interest	434,000	414,330	19,670	-3.1%
Transfers	393,130	457,724	(64,594)	10.3%
Business Activity - Enterprise	47,315	63,349	(16,034)	2.6%
Total Expenditures	2,483,787	3,074,289	(590,502)	94.0%
NET INCOME (LOSS)	-\$90,368	-\$52,706	-\$37,662	41.7%

**PROJECTED OPERATING ACTUAL
REVENUES/EXPENSES FOR THE TWELVE MONTHS
ENDING SEPTEMBER 30, 2024**

CITY OF QUINCY, FL
STATEMENT OF PROJECTED ACTUAL REVENUES AND EXPENSES FOR THE YEAR ENDEING SEPTEMBER 30, 2024

	FY 2024 ONE MONTH YTD 10/31/2023 ACTUAL	FY 2024 PROJECTED 09/30/2024
REVENUES		
Governmental	\$646,520	\$10,145,522
Enterprise	1,746,899	20,962,788
Total Revenues	<u>\$2,393,419</u>	<u>\$31,108,310</u>
EXPENDITURES		
Personnel	\$530,995	\$8,283,522
Contractual Services	119,854	\$1,438,248
Professional Services	6,533	\$78,396
Purchased Electric	356,016	\$6,272,188
Purchased Gas	37,000	\$644,000
Contingency/Reserves/ Parks & Facilities	2,823	\$33,876
Travel, Gas, Oil & Grease, Tires, Auto Parts & Repair	4,837	\$58,044
Telephone	5,743	\$68,916
Utilities	35,090	\$421,080
Community Services	880	\$10,560
Commercial & Residential Refuse	122,986	\$1,475,836
Insurance - Property Liability	279,790	\$1,857,480
Rentals, Repair & Maintenance	26,443	\$317,316
Yard Tipping Cost	0	\$350,000
Other Operating Expenses	1,469	\$17,628
Training & Software	367	\$4,404
Office Supplies	1,442	\$17,304
Operating Materials & Supplies	8,283	\$249,391
Uniforms	1,537	\$18,444
Athletic Supplies & Equipment	900	\$10,800
Dues, Publications, Subscriptions & Memberships	33,723	\$104,676
Economic Environment & Development	582	\$356,984
Other Operating Expenses - IT Support	24,327	\$291,924
CRA Operations & Projects	1,668	\$220,016
Capital Expenditures	6,054	\$572,648
Aid to Private Organizations	0	\$65,000
Debt Service - Principal and Interest	434,000	\$1,497,810
Transfers	393,130	\$5,272,557
Business Activity - Enterprise	47,315	\$567,780
Total Expenditures	<u>2,483,787</u>	<u>30,576,828</u>
NET INCOME (LOSS)	<u><u>-\$90,368</u></u>	<u><u>\$531,482</u></u>

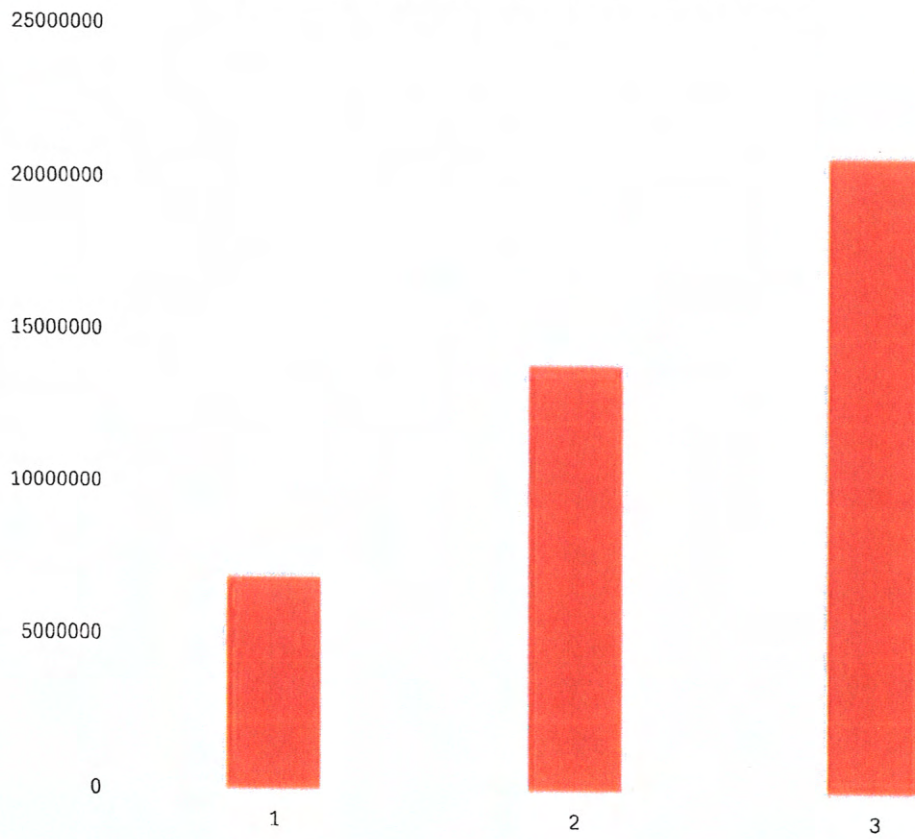
STATEMENT OF OPERATING REVENUES
THE ONE MONTH ENDED OCTOBER 31 2023

**CITY OF QUINCY, FL
REVENUES CHART FOR THE ONE MONTH ENDED 10/31/2023**

REVENUES

Governmental	\$646,520
Enterprise	1,746,899
Total Revenues	\$2,393,419

OPERATING REVENUES YTD 10/31/2023



CITY OF QUINCY, FL
STATEMENT OF OPERATING REVENUES FOR THE ONE MONTH ENDED OCTOBER 31, 2023

ACCOUNT_#	ACCOUNT DESCRIPTION	ADOPTED BUDGET 2024	1 MONTH YTD 2024	OVER (UNDER) ADJUSTED BUDGET	8.33% YTD_%	PRIOR YTD 2023	PRIOR YTD 8.33% 2023
GOVERNMENTAL FUNDS							
	GEN FUND REV						
001-311-10000	CURRENT AD VALOREM TAX	1,987,282.00	-	1,987,282.00	0%	-	0%
001-312-41000	SALES-LOCAL OPTION GAS TAX	231,972.00	13,583.00	218,389.00	6%	11,550.00	4%
001-312-60000	LOCAL GOV INFRASTRUCTURE SURTA	834,604.00	42,198.00	792,406.00	5%	43,650.00	7%
001-314-80000	UTILITY SERVICE TAX - PROPANE	6,109.00	134.00	5,975.00	2%	316.00	3%
001-315-00000	COMMUNICATION SERVICES TAX	265,987.00	20,566.00	245,421.00	8%	21,116.00	8%
001-321-10000	PROFESSIONAL & OCCUPATION LICE	8,101.00	2,695.00	5,406.00	33%	3,937.00	16%
001-322-10000	PERMITS	228,282.00	62,386.00	165,896.00	27%	8,881.00	5%
001-329-10000	OTHER LICENSES, FEES & PERMITS	2,077.00	50.00	2,027.00	2%	325.00	19%
001-329-20000	ANIMAL REGISTRATION FEES	310.00	-	310.00	0%	-	0%
001-335-12000	STATE REVENUE SHARING PROCEEDS	440,533.00	35,986.00	404,547.00	8%	31,426.00	9%
001-335-14000	STATE - MOBILE HOME LICENSE	2,444.00	106.00	2,338.00	4%	76.00	3%
001-335-15000	STATE - ALCOHOLIC BEVERAGE LIC	14,895.00	-	14,895.00	0%	2,264.00	56%
001-335-17000	STATE - D O T REIMBURSEMENT	332,820.00	-	332,820.00	0%	-	0%
001-335-18000	STATE - HALF CENT SALES TAX	434,892.00	34,106.00	400,786.00	8%	36,877.00	9%
001-335-23000	FIREFIGHTERS SUPP COMPENSATION	6,480.00	-	6,480.00	0%	-	0%
001-335-41000	STATE - REBATE ON MUN VEH FUEL	9,959.00	-	9,959.00	0%	1,396.00	10%
001-335-43000	STATE DEPARTMENT OF HIGHWAY PA	642.00	60.00	582.00	9%	95.00	10%
001-340-21000	SERVICES - COUNTY FIRE PROTECT	501,268.00	-	501,268.00	0%	-	0%
001-340-21500	SERVICES-FIRE INSPECTIONS	2,727.00	329.00	2,398.00	12%	50.00	1%
001-347-20000	REVENUE - QPRD CONCESSIONS	11,000.00	163.00	10,837.00	1%	-	0%
001-347-21000	REVENUE - BASEBALL	2,660.00	-	2,660.00	0%	-	0%
001-347-22000	REVENUE - FOOTBALL	3,900.00	-	3,900.00	0%	7,006.00	70%
001-347-23000	REVENUE - BASKETBALL	8,710.00	-	8,710.00	0%	-	0%
001-347-25000	REVENUE - CHEERLEADING	6,000.00	-	6,000.00	0%	-	0%
001-347-27000	REVENUE - OTHER ACTIVITY FEES	9,200.00	-	9,200.00	0%	-	0%
001-347-28000	REVENUE - TRACK & FIELD	3,700.00	-	3,700.00	0%	-	0%
001-347-29000	REVENUE - KICKBALL	1,200.00	-	1,200.00	0%	-	0%
001-347-30000	RENT ON FACILITIES	20,000.00	900.00	19,100.00	5%	600.00	2%
001-347-41000	REVENUE - POOL ADMISSION FEES	2,805.00	-	2,805.00	0%	-	0%
001-347-50000	COKE FUND REVENUE	531.00	-	531.00	0%	-	0%
001-359-10000	OTH FINES & FORFEITS	52,905.00	3,253.00	49,652.00	6%	2,949.00	6%
001-359-20000	CODE ENFORCEMENT FINES	6,674.00	1,000.00	5,674.00	15%	2,900.00	12%
001-361-15000	INTEREST INC ON BANK ACCT	2,148.00	412.00	1,736.00	19%	-	0%
001-364-11000	SALE OF LAND - HILLCREST CEMET	7,750.00	-	7,750.00	0%	1,531.00	6%
001-364-12000	SALE OF LAND - SUNNYVALE CEMET	46,929.00	1,717.00	45,212.00	4%	2,546.00	6%

CITY OF QUINCY, FL
STATEMENT OF OPERATING REVENUES FOR THE ONE MONTH ENDED OCTOBER 31, 2023

ACCOUNT #	ACCOUNT DESCRIPTION	ADOPTED BUDGET 2024	1 MONTH YTD 2024	OVER (UNDER) ADJUSTED BUDGET	8.33% YTD %	PRIOR YTD 2023	PRIOR YTD 8.33% 2023
001-369-90000	OTHER MISCELLANEOUS REVENUES	66,986.00	32,495.00	34,491.00	49%	14,024.00	18 %
001-369-92000	CRA Administrative Fees	20,000.00	1,668.00	18,332.00	8%	1,668.00	8 %
001-369-95000	Insurance Proceeds	2,000.00	-	2,000.00	0%	-	0 %
001-369-96000	DONATIONS	300.00	-	300.00	0%	200.00	0 %
001-382-10000	CONTRIBUTION FR INTER OPER-ELE	3,949,918.00	329,160.00	3,620,758.00	8%	384,188.00	8 %
001-382-20000	CONTRIBUTION FR INTER OPER-GAS	303,737.00	25,311.00	278,426.00	8%	11,879.00	8 %
001-382-30000	CONTRIBUTION FR INTER OPER-WAT	622,465.00	5,206.00	617,259.00	1%	34,474.00	8 %
001-382-40000	CONTRIBUTION FR INTER OPER-REF	162,384.00	13,532.00	148,852.00	8%	17,473.00	8 %
001-382-50000	CONTRIBUTION FR INTER OPER-SEW	234,053.00	19,504.00	214,549.00	8%	9,293.00	8 %
001-389-00000	USE OF FUND BALANCE	400,021.00	-	400,021.00	0%	-	0 %
	TOTAL GENERAL FUND REVS	11,259,360.00	646,520.00	10,612,840.00	6%	652,690.00	5 %
	COMMUNITY REDEVELOPMENT FUND						
002-341-00000	CRA TIF COUNTY FUNDS	603,770.00	-	603,770.00	0%	-	0 %
002-341-10000	CRA TIF CITY FUNDS	429,596.00	-	429,596.00	0%	100,000.00	31 %
002-361-10000	INTEREST REVENUE	-	-	-	0%	28.00	28 %
	TOTAL CRA REVENUE	1,033,366.00	-	1,033,366.00	0%	100,028.00	2 %
	TOTAL GOVERNMENTAL FUNDS	12,292,726.00	646,520.00	11,646,206.00	5%	752,718.00	
	BUSINESS ACTIVITY AND CUSTOMER						
400-369-90000	MISCELLANEOUS REVENUE	-	412.00	(412.00)	100%	-	0 %
400-381-10000	INTERFUND TRANSFER	567,803.00	47,317.00	520,486.00	8%	63,350.00	8 %
	TOTAL BUSINESS ACTIVITY	567,803.00	47,729.00	520,074.00	8%	63,350.00	8%
	ENTERPRISE FUND REVENUES						
	SEWER						
402-343-10000	SALES	2,068,133.00	185,217.00	1,882,916.00	9%	162,411.00	8 %
402-343-16000	CONNECTIONS	7,956.00	-	7,956.00	0%	1,176.00	14 %
402-343-17000	FORFEITED DISCOUNTS - PENALTIE	29,884.00	2,876.00	27,008.00	10%	2,029.00	7 %
402-343-19000	CUT ON/OFF FEES	104.00	-	104.00	0%	-	0 %
402-343-27000	MISCELLANEOUS CHARGES	4,181.00	-	4,181.00	0%	-	0 %
402-343-50000	SEWER SURCHARGE O/S	62,744.00	5,253.00	57,491.00	8%	4,469.00	9 %
402-361-10000	INTEREST REVENUE	2,730.00	412.00	2,318.00	15%	94.00	22 %
402-369-90000	OTHER MISCELLANEOUS REVENUE	8,222.00	-	8,222.00	0%	-	0 %
	TOTAL SEWER REV	2,183,954.00	193,758.00	1,990,196.00	9%	170,179.00	6 %
	ELECTRIC						
403-343-11000	RESIDENTIAL SALES	5,472,206.00	443,847.00	5,028,359.00	8%	530,061.00	9 %

CITY OF QUINCY, FL
STATEMENT OF OPERATING REVENUES FOR THE ONE MONTH ENDED OCTOBER 31, 2023

ACCOUNT #	ACCOUNT DESCRIPTION	ADOPTED BUDGET 2024	1 MONTH YTD 2024	OVER (UNDER) ADJUSTED BUDGET	8.33% YTD %	PRIOR YTD 2023	PRIOR YTD 8.33% 2023
403-343-12000	COMMERCIAL SALES	6,972,186.00	502,846.00	6,469,340.00	7%	760,813.00	9%
403-343-13000	INDUSTRIAL SALES	1,819,570.00	129,867.00	1,689,703.00	7%	185,212.00	10%
403-343-14000	STREET LIGHTING SALES	48,985.00	3,474.00	45,511.00	7%	5,232.00	7%
403-343-15000	INTERDEPARTMENTAL SALES	236,594.00	19,037.00	217,557.00	8%	20,851.00	6%
403-343-16000	CONNECTIONS	124,801.00	(9,864.00)	134,665.00	-8%	752.00	1%
403-343-16500	Hurricane Michael Surcharge	-	-	-	0%	79,551.00	20%
403-343-17000	FORFEITED DISCOUNTS - PENALTIE	197,198.00	20,050.00	177,148.00	10%	32,201.00	13%
403-343-18500	SPECIAL PROJECT - MATERIAL SAL	1,000.00	-	1,000.00	0%	84.00	0%
403-343-19000	CUT ON/OFF FEES	7,169.00	340.00	6,829.00	5%	425.00	4%
403-343-24000	TRANSFORMER RENT	8,713.00	705.00	8,008.00	8%	705.00	8%
403-343-27000	MISCELLANEOUS CHARGES	15,000.00	-2,948	17,948.00	-20%	(87.00)	1%
403-343-29000	POLE RENT-CABLEVISION	24,512.00	-	24,512.00	0%	-	0%
403-343-90000	MISCELLANEOUS REVENUES	3,243.00	103.00	3,140.00	3%	230.00	1%
403-361-10000	INTEREST REVENUE	5,255.00	412.00	4,843.00	8%	362.00	26%
403-369-90000	MISCELLANEOUS REVENUES	20,325.00	-	20,325.00	0%	11,055.00	153%
	TOTAL ELECTRIC REV	14,956,757.00	1,110,817.00	13,848,888.00	7%	1,527,447.00	9%
	WATER						
404-343-10000	SALES	1,756,002.00	149,918.00	1,606,084.00	9%	135,398.00	8%
404-343-15000	INTERDEPARTMENTAL SALES	63,935.00	6,334.00	57,601.00	10%	5,333.00	7%
404-343-16000	CONNECTIONS	13,185.00	20,730.00	(7,545.00)	157%	827.00	3%
404-343-17000	FORFEITED DISCOUNTS-PENALTIES	25,737.00	2,609.00	23,128.00	10%	1,894.00	6%
404-343-27000	MISCELLANEOUS CHARGES	48,136.00	-	48,136.00	0%	2,354.00	10%
404-343-30000	WATER SURCHARGE O/S	99,413.00	9,104.00	90,309.00	9%	7,847.00	8%

CITY OF QUINCY, FL
STATEMENT OF OPERATING REVENUES FOR THE ONE MONTH ENDED OCTOBER 31, 2023

ACCOUNT_#	ACCOUNT DESCRIPTION	ADOPTED BUDGET 2024	1 MONTH YTD 2024	OVER_ (UNDER) ADJUSTED _BUDGET	8.33% YTD_%	PRIOR YTD 2023	PRIOR _YTD 8.33% 2023
404-361-10000	INTEREST REVENUE	20,880.00	2,319.00	18,561.00	11%	946.00	82 %
	TOTAL WATER REV	2,027,288.00	191,014.00	1,836,274.00	9%	154,599.00	7 %
	GAS						
405-343-10000	GAS SALES	1,438,967.00	41,089.00	1,397,878.00	3%	91,448.00	5 %
405-343-15000	GAS INTERDEPARTMENTAL SALES	8,596.00	171.00	8,425.00	2%	424.00	5 %
405-343-16000	GAS CONNECTIONS	1,614.00	-	1,614.00	0%	388.00	11 %
405-343-17000	GAS FORFEITED DISCS-PENALTIES	17,719.00	573.00	17,146.00	3%	743.00	2 %
405-343-27000	GAS OTHER CHARGES	500.00	-	500.00	0%	-	0 %
405-361-10000	INTEREST REVENUE	2,613.00	412.00	2,201.00	16%	77.00	96 %
405-369-90000	MISCELLANEOUS REVENUE	208,449.00	-	208,449.00	0%	21,553.00	15 %
	TOTAL GAS REV	1,678,458.00	42,245.00	1,636,213.00	3%	114,633.00	6 %
	REFUSE						
406-343-11000	RESIDENTIAL SALES	772,136.00	62,414.00	709,722.00	8%	61,606.00	8 %
406-343-12000	COMMERCIAL SALES	618,863.00	54,290.00	564,573.00	9%	46,807.00	9 %
406-343-15000	YARD TRASH COLLECTION	147,561.00	11,879.00	135,682.00	8%	11,909.00	8 %
406-343-17000	FORFEITED DISCOUNTS-PENALTIES	20,638.00	1,816.00	18,822.00	9%	1,547.00	8 %
406-361-10000	INTEREST REVENUE	2,147.00	412.00	1,735.00	19%	-	0 %
	TOTAL REFUSE REV	1,561,345.00	130,811.00	1,430,534.00	8%	121,869.00	8 %
	LANDFILL						
407-343-44000	GARBAGE TIPPING FEES	85,098.00	4,962.00	80,136.00	6%	788.00	1 %
407-361-10000	INTEREST INCOME	2,138.00	412.00	1,726.00	19%	-	0 %
407-381-00010	Non-Operating Transfer	45,000.00	-	45,000.00	0%	-	0 %
	TOTAL LANDFILL REV	132,236.00	5,374.00	126,862.00	4%	788.00	1 %
	TELECOMMUNICATION						
508-381-00010	Non-Operating Transfer	299,631.00	23,905.00	275,726.00	8%	15,166.00	8 %
508-381-10000	INTERFUND TRANSFER FROM GENERA	5,000.00	417.00	4,583.00	8%	417.00	8 %
508-381-30000	INTERFUND TRANSFER FROM CRA	5,000.00	417.00	4,583.00	8%	417.00	8 %
508-389-00000	OTHER REVENUE	-	412.00	(412.00)	100%	-	0 %
	TOTAL TELECOMMUNICATIONS REV	309,631.00	25,151.00	284,480.00	8%	16,000.00	8 %
	TOTAL ENTERPRISE FND REVS	23,417,472.00	1,746,899.00	21,673,521.00	7%	2,268,865.00	8 %
	TOTAL REVENUES	35,710,198.00	2,393,419.00	33,319,727.00	7%	3,021,583.00	7 %

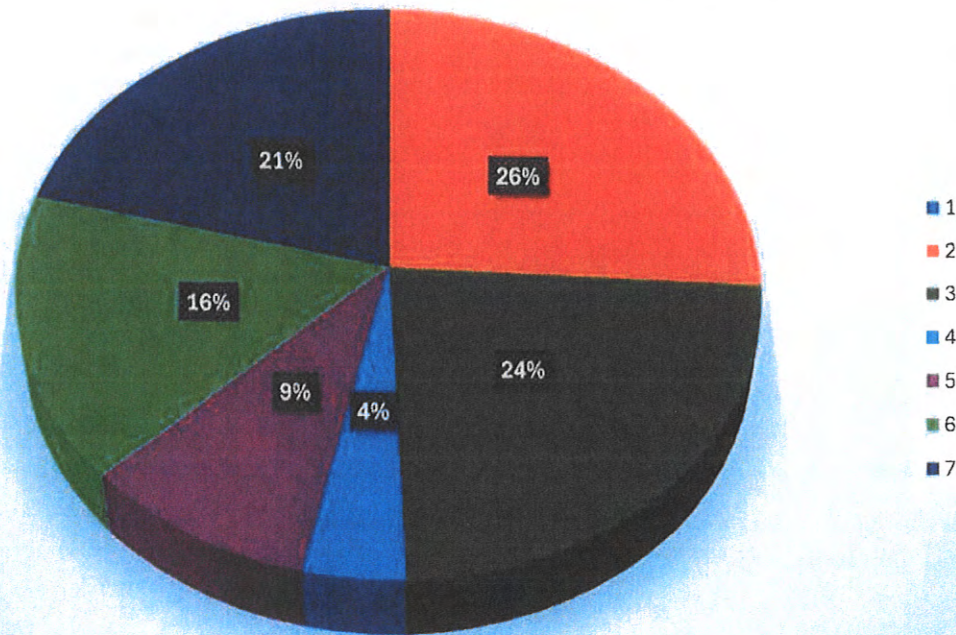
STATEMENT OF OPERATING EXPENSES
THE ONE MONTH ENDED OCTOBER 31 2023

CITY OF QUINCY, FL
EXPENDITURES CHART FOR THE ONE MONTH ENDED 10/31/2023

EXPENDITURES

Personnel	\$530,995
Purchased Electric & Gas	393,016
Refuse	122,986
Insurance & Debt Service	713,790
Transfers	393,130
Other Expenses	329,870
Total Expenditures	<u>\$2,483,787</u>

Expenditures 10/31/2023



CITY OF QUINCY, FL
STATEMENT OF OPERATING EXPENSES FOR THE ONE MONTH ENDED OCTOBER 31, 2023

G/L ACCT #	ACCOUNT DESCRIPTION	FY 2024 OPERATING BUDGET	FY 2024 1 MONTH YTD OPERATING ACTUAL	FY 2024 OPERATING BUDGET BALANCE	FY 2024 1 MONTH YTD OPERATING 8.33%	FY 2023 1 MONTH YTD OPERATING ACTUAL	YTD 8.33% 2023
GENERAL FUND EXPENSES							
	CITY COMMISSION						
001-110-511-10110	SALARIES & WAGES	84,599.00	4,881.00	79,718.00	5.77%	10,650.00	7.18 %
001-110-511-10210	FICA TAXES	6,472.00	353.00	6,119.00	5.45%	784.00	7.16 %
001-110-511-10220	RETIREMENT CONTRIBUTIONS	10,152.00	586.00	9,566.00	5.77%	1,278.00	7.16 %
001-110-511-10230	LIFE & HEALTH INSURANCE	12,785.00	1,065.00	11,720.00	8.33%	1,607.00	9.94 %
001-110-511-30343	PROFESSIONAL SERVICES	30,000.00	-	30,000.00	0.00%	-	0.00 %
001-110-511-30437	COMMUNITY EVENTS	10,000.00	-	10,000.00	0.00%	-	0.00 %
001-110-511-30491	OTHER EXPENSES	-	-	-	0.00%	380.00	1.33 %
001-110-511-31000	OTHER OPERATING IT SUPPORT	9,500.00	792.00	8,708.00	8.34%	792.00	8.33 %
001-110-519-30410	TELEPHONE	2,970.00	-	2,970.00	0.00%	-	0.00 %
001-110-519-30500	LEGAL ADS & RECORDINGS	3,200.00	-	3,200.00	0.00%	-	0.00 %
	TOTAL CITY COMMISSION	169,678.00	7,677.00	162,001.00	4.52%	15,491.00	4.00-%
	CITY MANAGER						
001-160-512-10110	SALARIES & WAGES	110,000.00	6,346.00	103,654.00	5.77%	6,981.00	6.30 %
001-160-512-10120	REGULARY SALARIES & WAGES	3,540.00	204.00	3,336.00	5.76%	91.00	2.57 %
001-160-512-10210	FICA TAXES	8,686.00	508.00	8,178.00	5.85%	526.00	5.97 %
001-160-512-10220	RETIREMENT CONTRIBUTIONS	13,625.00	786.00	12,839.00	5.77%	887.00	6.36 %
001-160-512-10230	LIFE & HEALTH INSURANCE	30,200.00	2,341.00	27,859.00	7.75%	2,365.00	8.33 %
001-160-512-30341	CONTRACTUAL SERVICES	13,500.00	-	13,500.00	0.00%	-	0.00 %
001-160-512-30343	PROFESSIONAL SERVICES	4,500.00	-	4,500.00	0.00%	-	0.00 %
001-160-512-30402	TRAVEL EXPENSE	1,350.00	-	1,350.00	0.00%	-	0.00 %
001-160-512-30403	GAS	4,500.00	-	4,500.00	0.00%	-	0.00 %
001-160-512-30410	TELEPHONE	8,000.00	592.00	7,408.00	7.40%	727.00	8.41 %
001-160-512-30461	REPAIR & MAINTENANCE OFFICE E	2,700.00	460.00	2,240.00	17.04%	-	0.00 %
001-160-512-30491	OTHER OPERATING EXPENSE	7,200.00	-	7,200.00	0.00%	614.00	7.02 %
001-160-512-30511	OFFICE SUPPLIES GENERAL	3,150.00	-	3,150.00	0.00%	-	0.00 %
001-160-512-31000	OTHER OPERATING EXP - IT SUPPO	9,500.00	792.00	8,708.00	8.34%	792.00	8.33 %
	TOTAL CITY MANAGER	220,451.00	12,029.00	208,422.00	5.46%	12,983.00	6.00-%
	CITY ATTORNEY						
001-120-514-30341	CONTRACTUAL SERVICES	250,000.00	-	250,000.00	0.00%	15,000.00	4.23 %
001-120-514-30402	TRAVEL	1,000.00	-	1,000.00	0.00%	-	0.00 %
001-120-514-30491	OTHER OPERATING EXPENSE	500.00	-	500.00	0.00%	-	0.00 %

CITY OF QUINCY, FL
STATEMENT OF OPERATING EXPENSES FOR THE ONE MONTH ENDED OCTOBER 31, 2023

G/L ACCT #	ACCOUNT DESCRIPTION	FY 2024 OPERATING BUDGET	FY 2024 1 MONTH YTD OPERATING ACTUAL	FY 2024 OPERATING BUDGET BALANCE	FY 2024 1 MONTH YTD OPERATING 8.33%	FY 2023 1 MONTH YTD OPERATING ACTUAL	YTD 8.33% 2023
	TOTAL CITY ATTORNEY	251,500.00	-	251,500.00	0.00%	15,000.00	4.00-%
	CITY CLERK						
001-130-519-10110	SALARIES & WAGES	55,460.00	3,200.00	52,260.00	5.77%	3,121.00	5.58 %
001-130-519-10210	FICA TAXES	4,243.00	253.00	3,990.00	5.96%	247.00	5.60 %
001-130-519-10220	RETIREMENT CONTRIBUTIONS	6,655.00	384.00	6,271.00	5.77%	375.00	5.63 %
001-130-519-10230	LIFE & HEALTH INSURANCE	2,200.00	120.00	2,080.00	5.45%	124.00	6.86 %
001-130-519-30341	CONTRACTUAL SERVICES	2,217.00	-	2,217.00	0.00%	-	0.00 %
001-130-519-30343	PROFESSIONAL SERVICES	2,866.00	-	2,866.00	0.00%	-	0.00 %
001-130-519-30402	TRAVEL EXPENSE	1,000.00	-	1,000.00	0.00%	-	0.00 %
001-130-519-30410	TELEPHONE	6,000.00	571.00	5,429.00	9.52%	651.00	9.07 %
001-130-519-30461	REPAIR & MAINT - OFFICE EQUIPM	1,440.00	184.00	1,256.00	12.78%	-	0.00 %
001-130-519-30491	OTHER OPERATING EXPENSE	6,300.00	-	6,300.00	0.00%	93.00	1.56 %
001-130-519-30493	TRAINING	540.00	-	540.00	0.00%	-	0.00 %
001-130-519-30500	LEGAL ADS AND RECORDING FEES	5,000.00	-	5,000.00	0.00%	-	0.00 %
001-130-519-30511	OFFICE SUPPLIES-GENERAL	540.00	-	540.00	0.00%	-	0.00 %
001-130-519-31000	OTHER OPERATING EXP - IT SUPPC	5,000.00	417.00	4,583.00	8.34%	417.00	8.33 %
	TOTAL CITY CLERK	99,461.00	5,129.00	94,332.00	5.16%	5,028.00	6.00-%
	NON-DEPARTMENTAL						
001-001-519-10280	CREDIT CARD SETTLEMENT CHARC	-	-	-	0.00%	3.00	0.00 %
001-001-519-30320	ACCOUNTING & AUDITING SERVICE	35,357.00	-	35,357.00	0.00%	-	0.00 %
001-001-519-30341	CONTRACTUAL SERVICES	27,000.00	-	27,000.00	0.00%	-	0.00 %
001-001-519-30342	RECORDING OF THE COMMISSION	48,000.00	4,000.00	44,000.00	8.33%	-	0.00 %
001-001-519-30343	PROFESSIONAL SERVICES	2,700.00	-	2,700.00	0.00%	-	0.00 %
001-001-519-30410	TELEPHONE	2,173.00	-	2,173.00	0.00%	366.00	15.54 %
001-001-519-30440	SUMMER YOUTH WORK PROGRAM	24,000.00	-	24,000.00	0.00%	-	0.00 %
001-001-519-30451	INSURANCE	750,000.00	147,301.00	602,699.00	19.64%	121,018.00	17.67 %
001-001-519-30462	REPAIR & MAINT. - EQUIPMENT &	1,953.00	688.00	1,265.00	35.23%	-	0.00 %
001-001-519-30465	COPIER PAYMENT	601.00	-	601.00	0.00%	150.00	33.30 %
001-001-519-30491	OTHER OPERATING EXPENSE	17,460.00	350.00	17,110.00	2.00%	15,780.00	27.63 %
001-001-519-30512	POSTAGE	2,777.00	-	2,777.00	0.00%	-	0.00 %
001-001-519-70730	TRANSFER DEBT SVC CAP IMP BON	358,234.00	30,000.00	328,234.00	8.37%	30,000.00	8.33 %
001-001-519-90000	TRANSFER TO INTERNAL SERVICE	5,000.00	417.00	4,583.00	8.34%	417.00	8.33 %
001-001-552-30645	CRA TIF: ECONOMIC ENVIRON.	429,596.00	-	429,596.00	0.00%	-	0.00 %
	TOTAL NON-DEPARTMENTAL	1,704,851.00	182,756.00	1,522,095.00	10.72%	167,734.00	11.00-%
	PERSONNEL						

CITY OF QUINCY, FL
STATEMENT OF OPERATING EXPENSES FOR THE ONE MONTH ENDED OCTOBER 31, 2023

G/L_Acct #	ACCOUNT DESCRIPTION	FY 2024 OPERATING BUDGET	FY 2024 1 MONTH YTD OPERATING ACTUAL	FY 2024 OPERATING BUDGET BALANCE	FY 2024 1 MONTH YTD OPERATING 8.33%	FY 2023 1 MONTH YTD OPERATING ACTUAL	YTD 8.33% 2023
001-260-513-10110	EXE SALARIES & WAGES	65,000.00	3,750.00	61,250.00	5.77%	3,750.00	5.72 %
001-260-513-10120	REGULAR SALARIES & WAGES	88,745.00	5,120.00	83,625.00	5.77%	6,075.00	6.72 %
001-260-513-10210	FICA TAXES	11,762.00	609.00	11,153.00	5.18%	704.00	6.46 %
001-260-513-10220	RETIREMENT CONTRIBUTIONS	18,449.00	1,064.00	17,385.00	5.77%	1,218.00	6.54 %
001-260-513-10230	LIFE & HEALTH INSURANCE	28,800.00	2,292.00	26,508.00	7.96%	2,801.00	10.31 %
001-260-513-30314	PSYCHIATRIC EVALUATIONS	5,625.00	-	5,625.00	0.00%	-	0.00 %
001-260-513-30315	EMPLOYEE QUALITY OF LIFE	12,600.00	-	12,600.00	0.00%	-	0.00 %
001-260-513-30341	CONTRACTUAL SERVICES	9,000.00	-	9,000.00	0.00%	304.00	3.19 %
001-260-513-30343	PROFESSIONAL SERVICES	9,000.00	-	9,000.00	0.00%	-	0.00 %
001-260-513-30345	VOLUNTEER SERVICES PROGRAM	-	308.00	(308.00)	100.00%	-	0.00 %
001-260-513-30402	TRAVEL EXPENSE	900.00	-	900.00	0.00%	-	0.00 %
001-260-513-30410	TELEPHONE	9,000.00	643.00	8,357.00	7.14%	850.00	8.14 %
001-260-513-30461	REPAIR AND MAINTENANCE OFFIC	225.00	54.00	171.00	24.00%	-	0.00 %
001-260-513-30491	OTHER OPERATING EXPENSE	2,250.00	-	2,250.00	0.00%	56.00	7.78 %
001-260-513-30493	TRAINING	1,800.00	-	1,800.00	0.00%	-	0.00 %
001-260-513-30511	OFFICE SUPPLIES GENERAL	900.00	92.00	808.00	10.22%	-	0.00 %
001-260-513-30540	PUBLICATIONS, SUBSCRIP. & MEMB	16,650.00	-	16,650.00	0.00%	-	0.00 %
001-260-513-31000	OTHER OPERATING EXP - IT SUPPC	9,500.00	792.00	8,708.00	8.34%	792.00	8.33 %
	TOTAL PERSONNEL	290,206.00	14,724.00	275,482.00	5.07%	16,550.00	6.00-%
	FINANCE						
001-271-513-10110	EXE SALARIES & WAGES	26,111.00	-	26,111.00	0.00%	1,463.00	5.57 %
001-271-513-10120	REGULAR SALARIES & WAGES	58,172.00	3,357.00	54,815.00	5.77%	2,626.00	3.95 %
001-271-513-10140	OVERTIME	500.00	-	500.00	0.00%	-	0.00 %
001-271-513-10210	FICA TAXES	6,486.00	234.00	6,252.00	3.61%	288.00	4.04 %
001-271-513-10220	RETIREMENT CONTRIBUTIONS	10,114.00	403.00	9,711.00	3.98%	491.00	4.39 %
001-271-513-10230	LIFE & HEALTH INSURANCE	12,700.00	884.00	11,816.00	6.96%	1,009.00	6.69 %
001-271-513-30343	PROFESSIONAL SERVICES	9,000.00	-	9,000.00	0.00%	-	0.00 %
001-271-513-30402	TRAVEL EXPENSE	1,350.00	-	1,350.00	0.00%	-	0.00 %
001-271-513-30410	TELEPHONE	6,000.00	587.00	5,413.00	9.78%	641.00	8.32 %
001-271-513-30440	EQUIPMENT RENTAL	450.00	-	450.00	0.00%	-	0.00 %
001-271-513-30461	REPAIR & MAINT OFFICE EQUIPMEI	900.00	32.00	868.00	3.56%	64.00	2.84 %
001-271-513-30465	COPIER LEASE	1,200.00	-	1,200.00	0.00%	150.00	12.51 %
001-271-513-30491	OTHER OPERATING EXPENSE	900.00	71.00	829.00	7.89%	-	0.00 %
001-271-513-30493	TRAINING	2,250.00	-	2,250.00	0.00%	-	0.00 %
001-271-513-30511	OFFICE SUPPLIES GENERAL	6,300.00	933.00	5,367.00	14.81%	-	0.00 %
001-271-513-30521	OPERATING SUPPLIES	1,350.00	-	1,350.00	0.00%	-	0.00 %
001-271-513-31000	OTHER OPERATING EXP - IT SUPPC	9,500.00	792.00	8,708.00	8.34%	792.00	8.33 %

CITY OF QUINCY, FL
STATEMENT OF OPERATING EXPENSES FOR THE ONE MONTH ENDED OCTOBER 31, 2023

G/L_ACCT #	ACCOUNT DESCRIPTION	FY 2024 OPERATING BUDGET	FY 2024 1 MONTH YTD OPERATING ACTUAL	FY 2024 OPERATING BUDGET BALANCE	FY 2024 1 MONTH YTD OPERATING 8.33%	FY 2023 1 MONTH YTD OPERATING ACTUAL	YTD 8.33% 2023
	TOTAL FINANCE	153,283.00	7,293.00	145,990.00	4.76%	7,524.00	4.00-%
	GENERAL SERVICES ADM						
001-276-513-10120	REGULAR SALARIES & WAGES	50,003.00	2,885.00	47,118.00	5.77%	2,885.00	5.70 %
001-276-513-10210	FICA	3,826.00	209.00	3,617.00	5.46%	210.00	3.49 %
001-276-513-10220	RETIREMENT	6,000.00	346.00	5,654.00	5.77%	346.00	4.40 %
001-276-513-10230	LIFE & HEALTH INSURANCE	7,600.00	606.00	6,994.00	7.97%	583.00	7.19 %
001-276-513-30493	TRAINING	675.00	-	675.00	0.00%	-	0.00 %
001-276-513-30500	ADVERTISING	3,600.00	-	3,600.00	0.00%	-	0.00 %
	TOTAL GEN SERVICES ADM	71,704.00	4,046.00	67,658.00	5.64%	4,024.00	5.00-%
	LAW ENFORCEMENT ADM						
001-210-521-10110	EXE SALARIES & WAGES	74,999.00	4,327.00	70,672.00	5.77%	4,327.00	5.72 %
001-210-521-10120	REGULAR SALARIES & WAGES	188,169.00	11,038.00	177,131.00	5.87%	13,241.00	6.83 %
001-210-521-10130	OTHER SALARIES & WAGES	1,278.00	38.00	1,240.00	2.97%	128.00	14.65 %
001-210-521-10140	OVERTIME	500.00	-	500.00	0.00%	-	0.00 %
001-210-521-10150	SPEC PAY-INCENTIVE,HOL,LV BUYE	2,000.00	-	2,000.00	0.00%	-	0.00 %
001-210-521-10210	FICA TAXES	20,421.00	1,121.00	19,300.00	5.49%	1,318.00	6.64 %
001-210-521-10220	RETIREMENT CONTRIBUTIONS	55,732.00	1,359.00	54,373.00	2.44%	5,241.00	12.03 %
001-210-521-10230	LIFE & HEALTH INSURANCE	29,333.00	3,803.00	25,530.00	12.96%	3,283.00	8.54 %
001-210-521-30341	CONTRACTUAL SERVICES	1,800.00	-	1,800.00	0.00%	-	0.00 %
001-210-521-30402	TRAVEL EXPENSE	1,350.00	-	1,350.00	0.00%	-	0.00 %
001-210-521-30403	GAS & DIESEL	9,000.00	-	9,000.00	0.00%	-	0.00 %
001-210-521-30404	OIL & GREASE	900.00	-	900.00	0.00%	-	0.00 %
001-210-521-30405	TIRES	450.00	-	450.00	0.00%	-	0.00 %
001-210-521-30406	VEHICLE PARTS ONLY	1,350.00	-	1,350.00	0.00%	-	0.00 %
001-210-521-30407	VEHICLE REPAIRS	900.00	-	900.00	0.00%	-	0.00 %
001-210-521-30410	TELEPHONE	60,000.00	56.00	59,944.00	0.09%	4,417.00	8.30 %
001-210-521-30430	UTILITIES	8,000.00	694.27	7,305.73	8.68%	694.00	11.59 %
001-210-521-30464	REPAIRS & MAINTENANCE-RADIO	900.00	-	900.00	0.00%	-	0.00 %
001-210-521-30491	OTHER OPERATING EXPENSE	1,800.00	-	1,800.00	0.00%	-	0.00 %
001-210-521-30492	INVESTIGATIVE FUNDS	1,350.00	-	1,350.00	0.00%	-	0.00 %
001-210-521-30493	TRAINING	1,350.00	-	1,350.00	0.00%	-	0.00 %
001-210-521-30494	Software License	13,500.00	-	13,500.00	0.00%	8,671.00	51.09 %
001-210-521-30511	OFFICE SUPPLIES-GENERAL	13,500.00	13.00	13,487.00	0.10%	-	0.00 %
001-210-521-30521	OPERATING MATERIALS & SUPPLIE	900.00	-	900.00	0.00%	-	0.00 %
001-210-521-30522	OPERATING SUPPLIES-UNIFORMS	1,350.00	-	1,350.00	0.00%	-	0.00 %
001-210-521-30540	PUBLICATIONS, SUBSCRIP. & MEMB	900.00	-	900.00	0.00%	-	0.00 %

CITY OF QUINCY, FL
STATEMENT OF OPERATING EXPENSES FOR THE ONE MONTH ENDED OCTOBER 31, 2023

G/L_ACGT #	ACCOUNT DESCRIPTION	FY 2024 OPERATING BUDGET	FY 2024 1 MONTH YTD OPERATING ACTUAL	FY 2024 OPERATING BUDGET BALANCE	FY 2024 1 MONTH YTD OPERATING 8.33%	FY 2023 1 MONTH YTD OPERATING ACTUAL	YTD 8.33% 2023
001-210-521-31000	OTHER OPERATING EXP - IT SUPP	9,500.00	792.00	8,708.00	8.34%	792.00	8.33%
001-210-521-60641	OFFICE FURNITURE & EQUIPMENT	1,800.00	-	1,800.00	0.00%	-	0.00%
	TOTAL LAW ENFORCEMENT ADM	503,032.00	23,241.27	479,790.73	4.62%	42,112.00	8.00%
	LAW ENFORCEMENT OPERATIONS						
001-220-521-10120	REGULAR SALARIES & WAGES	1,771,293.00	84,818.00	1,686,475.00	4.79%	91,689.00	6.09%
001-220-521-10130	OTHER SALARIES & WAGES - P/T	16,200.00	900.00	15,300.00	5.56%	840.00	8.00%
001-220-521-10140	OVERTIME	155,000.00	3,757.00	151,243.00	2.42%	13,007.00	8.79%
001-220-521-10150	SPEC PAY-INCENTIVE,HOL, LV BUY	20,000.00	803.00	19,197.00	4.02%	758.00	2.92%
001-220-521-10210	FICA TAXES	150,131.00	6,640.00	143,491.00	4.42%	7,829.00	6.28%
001-220-521-10220	RETIREMENT CONTRIBUTIONS	224,874.00	4,021.00	220,853.00	1.79%	24,429.00	6.83%
001-220-521-10230	LIFE & HEALTH INSURANCE	320,262.00	25,219.00	295,043.00	7.87%	27,385.00	8.86%
001-220-521-30341	CONTRACTURAL SERVICES	1,350.00	-	1,350.00	0.00%	-	0.00%
001-220-521-30402	TRAVEL EXPENSE	900.00	-	900.00	0.00%	-	0.00%
001-220-521-30403	GASOLINE & DIESEL	54,000.00	-	54,000.00	0.00%	-	0.00%
001-220-521-30404	OIL & GREASE	5,400.00	423.00	4,977.00	7.83%	-	0.00%
001-220-521-30405	TIRES	6,300.00	187.00	6,113.00	2.97%	-	0.00%
001-220-521-30406	VEHICLE PARTS ONLY	22,500.00	11.00	22,489.00	0.05%	-	0.00%
001-220-521-30407	OTHER AUTO EXPENSE	3,150.00	-	3,150.00	0.00%	585.00	25.44%
001-220-521-30435	YOUTH DEVELOPMENT ACADEMY &	1,350.00	-	1,350.00	0.00%	-	0.00%
001-220-521-30462	REPAIR & MAINT.-EQUIPMENT & TO	540.00	-	540.00	0.00%	-	0.00%
001-220-521-30464	REPAIR & MAINTENANCE - RADIOS	450.00	-	450.00	0.00%	-	0.00%
001-220-521-30491	OTHER OPERATING EXPENSE	31,500.00	-	31,500.00	0.00%	17.00	0.02%
001-220-521-30493	TRAINING	18,000.00	-	18,000.00	0.00%	-	0.00%
001-220-521-30494	Software License	17,788.00	-	17,788.00	0.00%	-	0.00%
001-220-521-30511	OFFICE SUPPLIES	900.00	-	900.00	0.00%	-	0.00%
001-220-521-30514	HUMAN INTELLIGENCE - REWARDS	900.00	-	900.00	0.00%	-	0.00%
001-220-521-30521	OPERATING MATERIALS & SUPPLIE	49,500.00	-	49,500.00	0.00%	36,704.00	41.21%
001-220-521-30522	OPERATING SUPPLIES - UNIFORMS	31,500.00	-	31,500.00	0.00%	-	0.00%
001-220-521-60641	OFFICE FURNITURE & EQUIPMENT	9,547.00	-	9,547.00	0.00%	-	0.00%
001-220-521-60642	VEHICLES	109,020.00	-	109,020.00	0.00%	-	0.00%
001-220-521-60644	EQUIPMENT	18,000.00	-	18,000.00	0.00%	-	0.00%
	TOTAL LAW ENFORCEMENT OPER	3,040,355.00	126,779.00	2,913,576.00	4.17%	203,243.00	7.00%
	FIRE CONTROL ADM						
001-210-522-10110	EXE SALARIES & WAGES	135,062.00	7,792.00	127,270.00	5.77%	4,038.00	3.03%
001-210-522-10120	REGULAR SALARIES & WAGES	47,995.00	2,688.00	45,307.00	5.60%	2,688.00	5.72%
001-210-522-10150	SPEC PAY-INCENTIVE,HOL, LV BUY	9,000.00	300.00	8,700.00	3.33%	150.00	2.71%

CITY OF QUINCY, FL
STATEMENT OF OPERATING EXPENSES FOR THE ONE MONTH ENDED OCTOBER 31, 2023

G/L ACCT #	ACCOUNT DESCRIPTION	FY 2024 OPERATING BUDGET	FY 2024 1 MONTH YTD OPERATING ACTUAL	FY 2024 OPERATING BUDGET BALANCE	FY 2024 1 MONTH YTD OPERATING 8.33%	FY 2023 1 MONTH YTD OPERATING ACTUAL	YTD 8.33% 2023
001-210-522-10210	FICA TAXES	14,693.00	771.00	13,922.00	5.25%	486.00	3.65 %
001-210-522-10220	RETIREMENT CONTRIBUTIONS	43,000.00	825.00	42,175.00	1.92%	825.00	2.78 %
001-210-522-10230	LIFE & HEALTH INSURANCE	25,200.00	3,182.00	22,018.00	12.63%	1,830.00	7.32 %
001-210-522-30410	TELEPHONE	23,000.00	677.00	22,323.00	2.94%	1,919.00	7.85 %
001-210-522-30430	UTILITIES	17,000.00	1,208.43	15,791.57	7.11%	1,208.00	6.27 %
001-210-522-30461	REPAIR & MAINTENANCE-OFFICE E	13,500.00	4,440.00	9,060.00	32.89%	-	0.00 %
001-210-522-30463	REPAIR & MAINT.-BUILDINGS & GR	31,500.00	202.00	31,298.00	0.64%	-	0.00 %
001-210-522-30464	REPAIR & MAINTENANCE-RADIO	6,300.00	-	6,300.00	0.00%	-	0.00 %
001-210-522-30465	COPIER PAYMENT	1,900.00	-	1,900.00	0.00%	150.00	8.30 %
001-210-522-30491	OTHER OPERATING EXPENSE	2,700.00	-	2,700.00	0.00%	62.00	5.33 %
001-210-522-30494	FIRE PREVENTION AND EDUCATION	6,300.00	-	6,300.00	0.00%	540.00	10.80 %
001-210-522-30511	OFFICE SUPPLIES-GENERAL	2,700.00	81.00	2,619.00	3.00%	-	0.00 %
001-210-522-30521	OPERATING MATERIALS & SUPPLIE	1,800.00	-	1,800.00	0.00%	-	0.00 %
001-210-522-30522	OPERATING SUPPLIES - UNIFORMS	3,600.00	91.00	3,509.00	2.53%	64.00	2.64 %
001-210-522-31000	OTHER OPERATING EXP -IT SUPPO	9,500.00	792.00	8,708.00	8.34%	792.00	8.33 %
001-210-522-60641	OFFICE FURNITURE & EQUIPMENT	10,800.00	-	10,800.00	0.00%	5,000.00	90.09 %
	TOTAL FIRE CONTROL ADM	405,550.00	23,049.43	382,500.57	5.68%	19,752.00	6.00%
	FIRE CONTROL OPERATIONS						
001-230-522-10120	REGULAR SALARIES & WAGES	936,250.00	53,354.00	882,896.00	5.70%	51,118.00	5.71 %
001-230-522-10130	OTHER SALARIES & WAGES - P/T	21,296.00	961.00	20,335.00	4.51%	-	0.00 %
001-230-522-10140	OVERTIME	85,000.00	1,880.00	83,120.00	2.21%	7,133.00	22.29 %
001-230-522-10150	SPEC PAY-INCENTIVE,HOLLY BUYE	30,020.00	1,275.00	28,745.00	4.25%	1,455.00	4.70 %
001-230-522-10210	FICA TAXES	82,052.00	4,272.00	77,780.00	5.21%	4,400.00	6.18 %
001-230-522-10220	RETIREMENT CONTRIBUTIONS	125,000.00	933.00	124,067.00	0.75%	20,430.00	8.12 %
001-230-522-10230	LIFE & HEALTH INSURANCE	218,900.00	14,988.00	203,912.00	6.85%	17,852.00	8.65 %
001-230-522-30345	VOLUNTEER FIREFIGHTER PROGR	15,300.00	-	15,300.00	0.00%	-	0.00 %
001-230-522-30402	TRAVEL EXPENSE	2,250.00	-	2,250.00	0.00%	-	0.00 %
001-230-522-30403	GASOLINE & DIESEL	18,000.00	-	18,000.00	0.00%	-	0.00 %
001-230-522-30404	OIL & GREASE	4,500.00	476.00	4,024.00	10.58%	-	0.00 %
001-230-522-30405	TIRES	7,650.00	-	7,650.00	0.00%	-	0.00 %
001-230-522-30406	VEHICLE PARTS ONLY	4,500.00	-	4,500.00	0.00%	-	0.00 %
001-230-522-30462	REPAIR & MAINT. - EQUIPMENT &	27,000.00	709.00	26,291.00	2.63%	549.00	2.46 %
001-230-522-30491	OTHER OPERATING EXPENSE	2,250.00	(175.00)	2,425.00	-7.78%	-	0.00 %
001-230-522-30493	TRAINING	18,000.00	-	18,000.00	0.00%	-	0.00 %
001-230-522-30511	OFFICE SUPPLIES	900.00	-	900.00	0.00%	-	0.00 %
001-230-522-30521	OPERATING MATERIALS & SUPPLIE	3,600.00	12.00	3,588.00	0.33%	-	0.00 %
001-230-522-30522	OPERATING SUPPLIES - UNIFORMS	67,500.00	153.00	67,347.00	0.23%	18,720.00	27.71 %

CITY OF QUINCY, FL
STATEMENT OF OPERATING EXPENSES FOR THE ONE MONTH ENDED OCTOBER 31, 2023

G/L ACCT #	ACCOUNT DESCRIPTION	FY 2024 OPERATING BUDGET	FY 2024 1 MONTH YTD OPERATING ACTUAL	FY 2024 OPERATING BUDGET BALANCE	FY 2024 1 MONTH YTD OPERATING 8.33%	FY 2023 1 MONTH YTD OPERATING ACTUAL	YTD 8.33% 2023
001-230-522-60644	EQUIPMENT	27,000.00	-	27,000.00	0.00%	-	0.00%
	TOTAL FIRE CONTROL OPERATION	1,696,968.00	78,838.00	1,618,130.00	4.65%	121,657.00	7.00-%
	BUILDING & PLANNING						
001-284-515-10110	EXE SALARIES & WAGES	-	-	-	0.00%	4,038.00	15.44 %
001-284-515-10120	REGULAR SALARIES & WAGES	122,552.00	7,070.00	115,482.00	5.77%	4,562.00	4.52 %
001-284-515-10210	FICA TAXES	9,376.00	503.00	8,873.00	5.36%	627.00	7.81 %
001-284-515-10220	RETIREMENT CONTRIBUTIONS	14,706.00	848.00	13,858.00	5.77%	1,032.00	7.64 %
001-284-515-10230	LIFE & HEALTH INSURANCE	18,300.00	1,327.00	16,973.00	7.25%	1,584.00	9.29 %
001-284-515-30341	CONTRACTUAL SERVICES	7,200.00	5,950.00	1,250.00	82.64%	-	0.00 %
001-284-515-30343	PROFESSIONAL SERVICES	67,500.00	-	67,500.00	0.00%	-	0.00 %
001-284-515-30402	TRAVEL EXPENSE	1,800.00	-	1,800.00	0.00%	-	0.00 %
001-284-515-30403	GAS & DIESEL	900.00	-	900.00	0.00%	-	0.00 %
001-284-515-30404	OIL & GREASE	180.00	-	180.00	0.00%	-	0.00 %
001-284-515-30405	TIRES	450.00	-	450.00	0.00%	-	0.00 %
001-284-515-30406	VEH PARTS ONLY	450.00	-	450.00	0.00%	-	0.00 %
001-284-515-30407	VEH REPAIRS	450.00	-	450.00	0.00%	-	0.00 %
001-284-515-30410	TELEPHONE	7,500.00	592.00	6,908.00	7.89%	799.00	8.88 %
001-284-515-30461	REPAIR & MAINT. OFFICE EQUIPME	2,250.00	1,043.00	1,207.00	46.36%	-	0.00 %
001-284-515-30491	OTHER OPERATING EXPENSE	2,700.00	-	2,700.00	0.00%	234.00	6.89 %
001-284-515-30493	TRAINING	2,700.00	-	2,700.00	0.00%	-	0.00 %
001-284-515-30500	ADVERTISEMENTS	1,800.00	-	1,800.00	0.00%	-	0.00 %
001-284-515-30511	OFFICE SUPPLIES GENERAL	900.00	-	900.00	0.00%	-	0.00 %
001-284-515-31000	OTHER OPERATING EXP - IT SUPPO	9,500.00	792.00	8,708.00	8.34%	792.00	8.33 %
	TOTAL BUILDING & PLANNING	271,214.00	18,125.00	253,089.00	6.68%	13,668.00	5.00-%
	RECREATIONAL ACTIVITY						
001-310-572-10110	EXE SALARIES & WAGES	54,388.00	3,138.00	51,250.00	5.77%	3,548.00	6.40 %
001-310-572-10120	REGULAR SALARIES & WAGES	260,018.00	15,131.00	244,887.00	5.82%	8,132.00	3.14 %
001-310-572-10130	OTHER SALARIES & WAGES - P/T	30,000.00	1,550.00	28,450.00	5.17%	1,682.00	6.12 %
001-310-572-10140	OVERTIME	2,000.00	-	2,000.00	0.00%	-	0.00 %
001-310-572-10210	FICA TAXES	26,500.00	1,387.00	25,113.00	5.23%	949.00	3.87 %
001-310-572-10220	RETIREMENT CONTRIBUTIONS	37,728.00	2,174.00	35,554.00	5.76%	1,352.00	3.79 %
001-310-572-10230	LIFE & HEALTH INSURANCE	70,900.00	6,154.00	64,746.00	8.68%	3,648.00	5.37 %
001-310-572-30341	CONTRACTUAL SERVICES	1,800.00	-	1,800.00	0.00%	384.00	5.43 %
001-310-572-30402	TRAVEL EXPENSE	900.00	300.00	600.00	33.33%	-	0.00 %
001-310-572-30403	GAS & DIESEL	9,000.00	-	9,000.00	0.00%	-	0.00 %
001-310-572-30404	OIL & GREASE	900.00	169.00	731.00	18.78%	-	0.00 %

CITY OF QUINCY, FL
STATEMENT OF OPERATING EXPENSES FOR THE ONE MONTH ENDED OCTOBER 31, 2023

G/L_ACCT #	ACCOUNT DESCRIPTION	FY 2024 OPERATING BUDGET	FY 2024 1 MONTH YTD OPERATING ACTUAL	FY 2024 OPERATING BUDGET BALANCE	FY 2024 1 MONTH YTD OPERATING 8.33%	FY 2023 1 MONTH YTD OPERATING ACTUAL	YTD 8.33% 2023
001-310-572-30405	TIRES	900.00	144.00	756.00	16.00%	-	0.00 %
001-310-572-30406	VEH PARTS ONLY	900.00	-	900.00	0.00%	-	0.00 %
001-310-572-30407	VEHICLE REPAIRS	900.00	-	900.00	0.00%	-	0.00 %
001-310-572-30410	TELEPHONE	13,000.00	180.00	12,820.00	1.38%	1,097.00	8.12 %
001-310-572-30440	RENTAL OF EQUIPMENT & BUILDING	900.00	880.00	20.00	97.78%	-	0.00 %
001-310-572-30462	REPAIR & MAINT-EQUIPMENT & TOOLS	900.00	251.00	649.00	27.89%	7.00	0.17 %
001-310-572-30491	OTHER OPERATING EXPENSES	9,000.00	111.00	8,889.00	1.23%	531.00	2.55 %
001-310-572-30492	MAINTENANCE OF TANYARD CREEK	6,300.00	-	6,300.00	0.00%	-	0.00 %
001-310-572-30493	TRAINING	900.00	-	900.00	0.00%	-	0.00 %
001-310-572-30511	OFFICE SUPPLIES - GENERAL	900.00	20.00	880.00	2.22%	-	0.00 %
001-310-572-30521	OPERATING MATERIALS & SUPPLIES	3,150.00	2,058.00	1,092.00	65.33%	-	0.00 %
001-310-572-30522	OPERATING SUPPLIES - UNIFORMS	2,700.00	586.56	2,113.44	21.72%	171.00	2.83 %
001-310-572-30523	OPERATING SUP - CHEM	3,600.00	1,379.00	2,221.00	38.31%	-	0.00 %
001-310-572-30525	ATHLETIC EQUIPMENT - FOOTBALL	18,000.00	98.00	17,902.00	0.54%	1,265.00	4.83 %
001-310-572-30526	ATHLETIC EQUIP BASEBALL & SOFTBALL	4,500.00	-	4,500.00	0.00%	-	0.00 %
001-310-572-30527	ATHLETIC EQUIPMENT - TRACK	5,400.00	-	5,400.00	0.00%	-	0.00 %
001-310-572-30528	ATHLETIC EQUIPMENT - BASKETBALL	14,400.00	802.00	13,598.00	5.57%	-	0.00 %
001-310-572-30529	ATHLETIC EQUIPMENT - OTHER	3,150.00	-	3,150.00	0.00%	-	0.00 %
001-310-572-30531	ATHLETIC EQUIPMENT - KICKBALL	2,700.00	-	2,700.00	0.00%	-	0.00 %
001-310-572-30532	ATHLETIC - CHEERLEADING	4,500.00	582.00	3,918.00	12.93%	-	0.00 %
001-310-572-30540	OTHER RECREATIONAL ACTIVITIES	6,300.00	-	6,300.00	0.00%	-	0.00 %
001-310-572-31000	OTHER OPERATING EXP - IT SUPPORT	9,500.00	792.00	8,708.00	8.34%	792.00	8.33 %
	TOTAL RECREATIONAL ACTIVITY	606,634.00	37,886.56	568,747.44	6.25%	23,558.00	4.00-%
	PARKS						
001-440-572-10130	OTHER SALARIES & WAGES - P/T	-	-	-	0.00%	365.00	0.00 %
001-440-572-10210	FICA TAXES	-	-	-	0.00%	28.00	0.00 %
001-440-572-30341	CONTRACTUAL SERVICES	9,000.00	-	9,000.00	0.00%	150.00	0.94 %
001-440-572-30391	PARKS & FACILITY	27,000.00	2,823.00	24,177.00	10.46%	953.00	2.06 %
001-440-572-30430	UTILITIES	41,000.00	2,855.10	38,144.90	6.96%	2,855.00	5.80 %
001-440-572-30462	REPAIR & MAINT.-EQUIPMENT & TOOLS	2,250.00	-	2,250.00	0.00%	157.00	9.77 %
001-440-572-30463	REPAIR & MAINTENANCE-BLDGS. & EQUIPMENT	9,000.00	291.00	8,709.00	3.23%	292.00	1.29 %
001-440-572-30491	OTHER OPERATING EXPENSES	900.00	-	900.00	0.00%	-	0.00 %
001-440-572-60642	VEHICLES	45,000.00	-	45,000.00	0.00%	-	0.00 %
001-440-572-60644	EQUIPMENT	5,850.00	-	5,850.00	0.00%	-	0.00 %
	TOTAL PARKS	140,000.00	5,969.10	134,030.90	4.26%	4,800.00	3.00-%
	PUBLIC WORKS ADM						

CITY OF QUINCY, FL

STATEMENT OF OPERATING EXPENSES FOR THE ONE MONTH ENDED OCTOBER 31, 2023

G/L ACCT #	ACCOUNT DESCRIPTION	FY 2024 OPERATING BUDGET	FY 2024 1 MONTH YTD OPERATING ACTUAL	FY 2024 OPERATING BUDGET BALANCE	FY 2024 1 MONTH YTD OPERATING 8.33%	FY 2023 1 MONTH YTD OPERATING ACTUAL	YTD 8.33% 2023
001-410-539-10110	EXE SALARIES & WAGES	48,048.00	2,772.00	45,276.00	5.77%	2,772.00	5.72 %
001-410-539-10120	REGULAR SALARIES & WAGES	16,640.00	1,396.00	15,244.00	8.39%	1,441.00	6.07 %
001-410-539-10140	OVERTIME	500.00	-	500.00	0.00%	-	0.00 %
001-410-539-10210	FICA TAXES	4,987.00	307.00	4,680.00	6.16%	300.00	5.70 %
001-410-539-10220	RETIREMENT CONTRIBUTIONS	5,766.00	333.00	5,433.00	5.78%	333.00	5.75 %
001-410-539-10230	LIFE & HEALTH INSURANCE	8,600.00	449.00	8,151.00	5.22%	866.00	10.97 %
001-410-539-30410	TELEPHONE	7,770.00	-	7,770.00	0.00%	563.00	6.23 %
001-410-539-30430	UTILITIES	62,000.00	5,088.34	56,911.66	8.21%	5,088.00	6.38 %
001-410-539-30440	REPAIR & MAINT BUILDING	900.00	-	900.00	0.00%	-	0.00 %
001-410-539-30491	OTHER OPERATING EXPENSE	3,600.00	219.00	3,381.00	6.08%	-	0.00 %
001-410-539-30493	TRAINING	1,800.00	-	1,800.00	0.00%	-	0.00 %
001-410-539-30511	OFFICE SUPPLIES	360.00	65.00	295.00	18.06%	-	0.00 %
001-410-539-30521	OPERATING MATERIALS & SUPPLIE	2,700.00	38.00	2,662.00	1.41%	-	0.00 %
001-410-539-30522	OPERATING EXPENSE - UNIFORMS	11,700.00	850.00	10,850.00	7.26%	736.00	7.41 %
001-410-539-30524	OPERATING SUPPLIES - TOOLS	450.00	-	450.00	0.00%	-	0.00 %
001-410-539-31000	OTHER OPERATING EXP - IT SUPPLC	9,500.00	792.00	8,708.00	8.34%	792.00	8.33 %
	TOTAL PUBLIC WORKS ADM	185,321.00	12,309.34	173,011.66	6.64%	12,891.00	6.00-%
	ROADS & STREETS						
001-430-541-10110	SALARIES & WAGES	6,864.00	396.00	6,468.00	5.77%	396.00	5.53 %
001-430-541-10120	REGULAR SALARIES & WAGES	432,595.00	24,039.00	408,556.00	5.56%	19,994.00	5.36 %
001-430-541-10140	OVERTIME	6,000.00	240.00	5,760.00	4.00%	1,277.00	14.81 %
001-430-541-10210	FICA TAXES	34,077.00	1,777.00	32,300.00	5.21%	1,528.00	5.50 %
001-430-541-10220	RETIREMENT CONTRIBUTIONS	52,735.00	2,915.00	49,820.00	5.53%	2,422.00	5.43 %
001-430-541-10230	LIFE & HEALTH INSURANCE	77,200.00	6,214.00	70,986.00	8.05%	6,381.00	8.65 %
001-430-541-30341	CONTRACTUAL SERVICES	-	-	-	0.00%	5,092.00	10.46 %
001-430-541-30403	GASOLINE & DIESEL	54,000.00	100.00	53,900.00	0.19%	188.00	0.28 %
001-430-541-30462	REPAIR & MAINT - HEAVY EQUIPME	4,500.00	-	4,500.00	0.00%	-	0.00 %
001-430-541-30491	OTHER OPERATING EXPENSE	360.00	333.00	27.00	92.50%	-	0.00 %
001-430-541-30521	OPERATING MATERIALS & SUPPLIE	810.00	-	810.00	0.00%	13.00	1.58 %
001-430-541-30524	OPERATING SUPPLIES - SMALL TO	6,750.00	158.00	6,592.00	2.34%	-	0.00 %
001-430-541-30530	ROAD MATERIALS & SUPPLIES	67,500.00	2,003.00	65,497.00	2.97%	3,176.00	4.95 %
001-430-541-60634	STORM WATER FACILITIES	4,500.00	-	4,500.00	0.00%	-	0.00 %
	TOTAL ROADS & STREETS	747,891.00	38,175.00	709,716.00	5.10%	40,467.00	4.00-%
	CEMETERIES & GROUNDS						
001-431-542-10120	REGULAR SALARIES & WAGES	120,537.00	7,255.00	113,282.00	6.02%	6,420.00	5.60 %
001-431-542-10140	OVERTIME	3,400.00	66.00	3,334.00	1.94%	653.00	20.18 %
001-431-542-10210	FICA TAXES	9,482.00	521.00	8,961.00	5.49%	499.00	5.95 %

CITY OF QUINCY, FL
STATEMENT OF OPERATING EXPENSES FOR THE ONE MONTH ENDED OCTOBER 31, 2023

G/L ACCT #	ACCOUNT DESCRIPTION	FY 2024 OPERATING BUDGET	FY 2024 1 MONTH YTD OPERATING ACTUAL	FY 2024 OPERATING BUDGET BALANCE	FY 2024 1 MONTH YTD OPERATING 8.33%	FY 2023 1 MONTH YTD OPERATING ACTUAL	YTD 8.33% 2023
001-431-542-10220	RETIREMENT CONTRIBUTIONS	14,464.00	858.00	13,606.00	5.93%	762.00	5.67 %
001-431-542-10230	LIFE & HEALTH INSURANCE	24,000.00	1,896.00	22,104.00	7.90%	2,051.00	9.00 %
001-431-542-30521	OPERATING SUPPLIES	450.00	-	450.00	0.00%	22.00	21.56 %
	TOTAL CEMETERIES & GROUNDS	172,333.00	10,596.00	161,737.00	6.15%	10,407.00	6.00-%
	BUILDINGS & GROUNDS						
001-440-519-10120	REGULAR SALARIES & WAGES	176,407.00	10,120.00	166,287.00	5.74%	10,163.00	5.50 %
001-440-519-10130	OTHER SALARIES & WAGES - PT	1,300.00	-	1,300.00	0.00%	-	0.00 %
001-440-519-10140	OVERTIME	4,000.00	59.00	3,941.00	1.48%	752.00	5.16 %
001-440-519-10210	FICA TAXES	13,900.00	731.00	13,169.00	5.26%	774.00	3.35 %
001-440-519-10220	RETIREMENT CONTRIBUTIONS	21,169.00	1,202.00	19,967.00	5.68%	1,211.00	3.88 %
001-440-519-10230	LIFE & HEALTH INSURANCE	34,300.00	2,374.00	31,926.00	6.92%	3,090.00	7.63 %
001-440-519-30341	CONTRACTUAL SERVICES	13,500.00	169.00	13,331.00	1.25%	-	0.00 %
001-440-519-30463	REPAIR & MAINT.-BUILDINGS & GR	-	-	-	0.00%	1,885.00	11.08 %
001-440-519-30491	OTHER OPERATING EXPENSE	2,250.00	151.00	2,099.00	6.71%	-	0.00 %
	TOTAL BUILDINGS & GROUNDS	266,826.00	14,806.00	252,020.00	5.55%	17,875.00	5.00-%
	FLEET MAINTENANCE						
001-450-541-10120	REGULAR SALARIES & WAGES	66,423.00	2,249.00	64,174.00	3.39%	2,242.00	2.83 %
001-450-541-10140	OVERTIME	1,000.00	-	1,000.00	0.00%	-	0.00 %
001-450-541-10210	FICA TAXES	5,158.00	148.00	5,010.00	2.87%	149.00	2.42 %
001-450-541-10220	RETIREMENT CONTRIBUTIONS	7,971.00	270.00	7,701.00	3.39%	269.00	2.79 %
001-450-541-10230	LIFE & HEALTH INSURANCE	11,000.00	881.00	10,119.00	8.01%	847.00	7.45 %
001-450-541-30404	OIL & GREASE	1,350.00	325.00	1,025.00	24.07%	141.00	4.70 %
001-450-541-30405	TIRES	9,000.00	-	9,000.00	0.00%	422.00	3.84 %
001-450-541-30406	VEH PARTS ONLY	31,500.00	212.00	31,288.00	0.67%	3,637.00	8.66 %
001-450-541-30407	VEHICLE REPAIRS	18,000.00	-	18,000.00	0.00%	-	0.00 %
001-450-541-30491	OTHER OPER EXPENSE	6,750.00	37.00	6,713.00	0.55%	45.00	0.62 %
001-450-541-30522	OPERATING SUPPLIES - UNIFORMS	2,700.00	117.00	2,583.00	4.33%	-	0.00 %
001-450-541-60643	HEAVY EQUIPMENT	101,250.00	-	101,250.00	0.00%	-	0.00 %
	TOTAL FLEET MAINT	262,102.00	4,239.00	257,863.00	1.62%	7,752.00	4.00-%
	TOTAL GEN FUND EXPENDITURES	11,259,360.00	627,667.70	10,631,692.30	5.57%	762,516.00	7.00-%
	COMMUNITY REDEVELOPMENT AGENCY						
002-250-552-10120	REGULAR SALARIES & WAGES	86,235.00	-	86,235.00	0.00%	234.00	0.27 %
002-250-552-10210	FICA	6,597.00	-	6,597.00	0.00%	-	0.00 %
002-250-552-10220	RETIREMENT CONTRIBUTIONS	10,348.00	-	10,348.00	0.00%	-	0.00 %

CITY OF QUINCY, FL
STATEMENT OF OPERATING EXPENSES FOR THE ONE MONTH ENDED OCTOBER 31, 2023

G/L_Acct #	ACCOUNT DESCRIPTION	FY 2024 OPERATING BUDGET	FY 2024 1 MONTH YTD OPERATING ACTUAL	FY 2024 OPERATING BUDGET BALANCE	FY 2024 1 MONTH YTD OPERATING 8.33%	FY 2023 1 MONTH YTD OPERATING ACTUAL	YTD 8.33% 2023
002-250-552-10230	LIFE & HEALTH INSURANCE	14,389.00	-	14,389.00	0.00%	-	0.00%
002-250-552-30341	CONTRACTUAL SERVICES	6,180.00	-	6,180.00	0.00%	500.00	5.52%
002-250-552-30343	PROFESSIONAL SERVICES	39,346.00	-	39,346.00	0.00%	-	0.00%
002-250-552-30390	CONTINGENCIES - TANYARD CREEE	6,906.00	-	6,906.00	0.00%	-	0.00%
002-250-552-30402	TRAVEL EXPENSES	515.00	-	515.00	0.00%	-	0.00%
002-250-552-30403	GAS & DIESEL	258.00	-	258.00	0.00%	-	0.00%
002-250-552-30410	TELEPHONE	2,266.00	-	2,266.00	0.00%	-	0.00%
002-250-552-30490	BANK CHARGES	1,030.00	(1.00)	1,031.00	-0.10%	26.00	2.58%
002-250-552-30491	OTHER OPERATING EXPENSES	5,150.00	-	5,150.00	0.00%	-	0.00%
002-250-552-30493	TRAINING	1,030.00	-	1,030.00	0.00%	-	0.00%
002-250-552-30500	LEGAL ADS & RECORDINGS	1,545.00	-	1,545.00	0.00%	-	0.00%
002-250-552-30512	POSTAGE	258.00	-	258.00	0.00%	-	0.00%
002-250-552-30521	OPERATING SUPPLIES	7,725.00	237.00	7,488.00	3.07%	-	0.00%
002-250-552-31000	OTHER OPERATING EXPENSE- IT S	5,000.00	417.00	4,583.00	8.34%	417.00	8.33%
002-250-552-32000	ADMINISTRATIVE SUPPORT SERVICE	20,000.00	1,668.00	18,332.00	8.34%	1,668.00	8.33%
002-250-552-60000	SENIOR ENERGY EFF PROGRAM	103,000.00	-	103,000.00	0.00%	-	0.00%
002-250-552-60010	BEAUTIFICATION PROJECTS	1,679.00	-	1,679.00	0.00%	-	0.00%
002-250-552-60040	CRA CATALYST PROJECTS	712,879.00	-	712,879.00	0.00%	40,000.00	5.31%
002-250-552-60641	OFFICE FURNITURE & EQUIPMENT	1,030.00	-	1,030.00	0.00%	-	0.00%
	TOTAL CRA	1,033,366.00	2,321.00	1,031,045.00	0.22%	42,845.00	4.00-%
	TOTAL GOVERNMENTAL FUNDS	12,292,726.00	629,988.70	11,662,737.30	5.12%	805,361.00	
	ENTERPRISE FUND						
	FINANCIAL SERVICES						
400-271-513-10110	EXECUTIVE SALARIES & WAGES	76,052.00	-	76,052.00	0.00%	5,018.00	7.26%
400-271-513-10120	REGULAR SALARIES & WAGES	174,516.00	10,066.00	164,450.00	5.77%	7,248.00	3.64%
400-271-513-10210	FICA TAXES	19,168.00	702.00	18,466.00	3.66%	864.00	4.06%
400-271-513-10220	RETIREMENT CONTRIBUTIONS	30,068.00	1,208.00	28,860.00	4.02%	1,472.00	4.41%
400-271-513-10230	LIFE & HEALTH INSURANCE	37,400.00	2,649.00	34,751.00	7.08%	3,028.00	6.72%
400-271-513-30341	CONTRACTUAL SERVICES	2,250.00	330.00	1,920.00	14.67%	246.00	1.92%
400-271-513-31000	OTHER OPERATING EXPENSE- IT S	5,000.00	417.00	4,583.00	8.34%	417.00	8.33%
	TOTAL FINANCIAL SERVICES	344,454.00	15,372.00	329,082.00	4.46%	18,293.00	5.00-%
	CUSTOMER SERVICES						
400-274-513-10110	EXE SALARIES & WAGES	46,987.00	2,711.00	44,276.00	5.77%	2,711.00	5.36%
400-274-513-10120	REGULAR SALARIES & WAGES	95,680.00	5,520.00	90,160.00	5.77%	1,876.00	1.91%
400-274-513-10140	OVERTIME	500.00	-	500.00	0.00%	-	0.00%

CITY OF QUINCY, FL
STATEMENT OF OPERATING EXPENSES FOR THE ONE MONTH ENDED OCTOBER 31, 2023

G/L_Acct #	ACCOUNT DESCRIPTION	FY 2024 OPERATING BUDGET	FY 2024 1 MONTH YTD OPERATING ACTUAL	FY 2024 OPERATING BUDGET BALANCE	FY 2024 1 MONTH YTD OPERATING 8.33%	FY 2023 1 MONTH YTD OPERATING ACTUAL	YTD 8.33% 2023
400-274-513-10210	FICA TAXES	10,952.00	580.00	10,372.00	5.30%	322.00	2.68 %
400-274-513-10220	RETIREMENT CONTRIBUTION	17,120.00	988.00	16,132.00	5.77%	550.00	2.93 %
400-274-513-10230	LIFE & HEALTH INSURANCE	18,600.00	1,907.00	16,693.00	10.25%	595.00	2.34 %
400-274-513-30280	Credit Card Processing Charges	9,000.00	2,302.00	6,698.00	25.58%	16,486.00	12.25 %
400-274-513-30341	CONTRACTUAL SERVICES	1,800.00	-	1,800.00	0.00%	1,680.00	35.00 %
400-274-513-30410	TELEPHONE	7,000.00	643.00	6,357.00	9.19%	762.00	7.80 %
400-274-513-30461	REPAIR & MAINTAIN OFFICE EQUIP	2,250.00	203.00	2,047.00	9.02%	150.00	4.02 %
400-274-513-30490	BANK CHARGES	900.00	-	900.00	0.00%	-	0.00 %
400-274-513-30491	OTHER OPERATING EXPENSES	5,400.00	-	5,400.00	0.00%	146.00	2.34 %
400-274-513-30493	TRAINING	360.00	-	360.00	0.00%	-	0.00 %
400-274-513-30495	Over or Under	900.00	367.00	533.00	40.78%	-	0.00 %
400-274-513-30511	OFFICE SUPPLIES-GENERAL	900.00	92.00	808.00	10.22%	-	0.00 %
400-274-513-31000	OTHER OPERATING EXPENSE IT SU	5,000.00	417.00	4,583.00	8.34%	417.00	8.33 %
	TOTAL CUSTOMER SERVICES	223,349.00	15,730.00	207,619.00	7.04%	25,695.00	7.00-%
	SEWER ADMINISTRATION						
402-520-535-10110	EXE SALARIES & WAGES	14,797.00	854.00	13,943.00	5.77%	854.00	5.72 %
402-520-535-10120	REGULAR SALARIES & WAGES	47,595.00	2,777.00	44,818.00	5.83%	2,614.00	5.57 %
402-520-535-10140	OVERTIME	2,000.00	70.00	1,930.00	3.50%	84.00	4.12 %
402-520-535-10210	FICA TAXES	4,926.00	261.00	4,665.00	5.30%	251.00	5.51 %
402-520-535-10220	RETIREMENT CONTRIBUTIONS	7,487.00	436.00	7,051.00	5.82%	416.00	5.64 %
402-520-535-10230	LIFE & HEALTH INSURANCE	16,600.00	1,284.00	15,316.00	7.73%	1,236.00	8.68 %
402-520-535-30320	ACCOUNTING & AUDITING SERVICE	12,154.00	-	12,154.00	0.00%	-	0.00 %
402-520-535-30341	CONTRACTUAL SERVICES	6,660.00	1,056.00	5,604.00	15.86%	-	0.00 %
402-520-535-30343	PROFESSIONAL SERVICES	18,000.00	-	18,000.00	0.00%	-	0.00 %
402-520-535-30390	CONTINGENCY	43,577.00	-	43,577.00	0.00%	-	0.00 %
402-520-535-30402	TRAVEL EXPENSE	180.00	-	180.00	0.00%	-	0.00 %
402-520-535-30403	GAS & DIESEL	180.00	-	180.00	0.00%	-	0.00 %
402-520-535-30404	OIL & GREASE	360.00	-	360.00	0.00%	-	0.00 %
402-520-535-30405	TIRES	180.00	-	180.00	0.00%	-	0.00 %
402-520-535-30410	TELEPHONE	8,000.00	-	8,000.00	0.00%	699.00	7.78 %
402-520-535-30440	RENTALS & LEASES	311.00	-	311.00	0.00%	-	0.00 %
402-520-535-30451	INSURANCE - PROPERTY LIABILITY	72,750.00	18,185.00	54,565.00	25.00%	13,602.00	23.56 %
402-520-535-30465	COPIER REPAIRS	1,800.00	-	1,800.00	0.00%	-	0.00 %
402-520-535-30490	BANK CHARGES	900.00	-	900.00	0.00%	-	0.00 %
402-520-535-30491	OTHER OPERATING EXPENSE	1,800.00	66.00	1,734.00	3.67%	166.00	4.12 %
402-520-535-30511	OFFICE SUPPLIES	270.00	-	270.00	0.00%	-	0.00 %

CITY OF QUINCY, FL
STATEMENT OF OPERATING EXPENSES FOR THE ONE MONTH ENDED OCTOBER 31, 2023

G/L ACCT #	ACCOUNT DESCRIPTION	FY 2024 OPERATING BUDGET	FY 2024 1 MONTH YTD OPERATING ACTUAL	FY 2024 OPERATING BUDGET BALANCE	FY 2024 1 MONTH YTD OPERATING 8.33%	FY 2023 1 MONTH YTD OPERATING ACTUAL	YTD 8.33% 2023
402-520-535-30521	OPERATING SUPPLIES	120.00	-	120.00	0.00%	-	0.00 %
402-520-535-30522	OPERATING SUPPLIES - UNIFORMS	224.00	19.00	205.00	8.48%	12.00	4.55 %
402-520-535-31000	OTHER OPERATING EXP - IT SUPP	9,500.00	792.00	8,708.00	8.34%	792.00	8.33 %
402-520-535-70031	2020A BOND DEBT SERVICE PRINC	103,284.00	51,376.00	51,908.00	49.74%	50,329.00	49.74 %
402-520-535-70032	2020A BOND DEBT SERVICE INTER	15,243.00	7,359.00	7,884.00	48.28%	8,406.00	51.59 %
402-520-535-70113	2021 BOND DEBT SERVICE PRINCIP	30,622.00	15,248.00	15,374.00	49.79%	15,000.00	49.79 %
402-520-535-70114	2021 BOND DEBT SERVICE INTERE	8,219.00	4,172.00	4,047.00	50.76%	4,421.00	50.71 %
402-520-535-70733	DEBT SERVICE SRL 641090 PRINCIP	13,258.00	-	13,258.00	0.00%	-	0.00 %
402-520-535-70734	DEBT SERVICE SRL 641090 INTERE	4,698.00	-	4,698.00	0.00%	-	0.00 %
402-520-535-70735	DEBT SERVICE SRL 200100 PRINCIP	24,041.00	-	24,041.00	0.00%	-	0.00 %
402-520-535-70736	DEBT SERVICE SRL 200100 INTERE	3,164.00	-	3,164.00	0.00%	-	0.00 %
402-520-535-70741	DEBT SERVICE SOLAR ARRAY PRIN	26,376.00	17,884.00	8,492.00	67.80%	-	0.00 %
402-520-535-70742	DEBT SERVICE SOLAR ARRAY INT	2,638.00	1,789.00	849.00	67.82%	-	0.00 %
402-520-535-90990	TRANSFER OF PROFIT	234,053.00	19,504.00	214,549.00	8.33%	9,293.00	8.33 %
402-520-535-90992	TRANSFER TO LANDFILL	45,000.00	-	45,000.00	0.00%	-	0.00 %
402-520-535-91000	BUSINESS ACTIVITY SHARED EXP	45,424.00	3,785.00	41,639.00	8.33%	5,127.00	8.33 %
	TOTAL SEWER ADM	826,391.00	146,917.00	679,474.00	17.78%	113,302.00	17.00-%
	SEWER TREATMENT						
402-531-535-30341	CONTRACTUAL SERVICES	901,000.00	73,130.00	827,870.00	8.12%	130,960.00	14.15 %
402-531-535-30430	UTILITIES	153,931.00	16,420.73	137,510.27	10.67%	16,421.00	8.58 %
402-531-535-30466	REPAIR & MAINTENANCE - PLANT	1,800.00	-	1,800.00	0.00%	-	0.00 %
402-531-535-30491	OTHER OPERATING EXPENSE	1,800.00	-	1,800.00	0.00%	5,500.00	100.00 %
	TOTAL SEWER TREATMENT	1,058,531.00	89,550.73	968,980.27	8.46%	152,881.00	14.00-%
	SEWER DISTRIBUTION						
402-540-535-10120	REGULAR SALARIES & WAGES	118,464.00	6,145.00	112,319.00	5.19%	4,945.00	5.55 %
402-540-535-10140	OVERTIME	7,844.00	869.00	6,975.00	11.08%	483.00	3.77 %
402-540-535-10210	FICA TAXES	9,663.00	498.00	9,165.00	5.15%	378.00	5.20 %
402-540-535-10220	RETIREMENT CONTRIBUTIONS	14,216.00	711.00	13,505.00	5.00%	523.00	5.00 %
402-540-535-10230	LIFE & HEALTH INSURANCE	27,400.00	2,220.00	25,180.00	8.10%	2,114.00	8.75 %
402-540-535-30312	ENGINEERING STUDY	1,818.00	-	1,818.00	0.00%	-	0.00 %
402-540-535-30341	CONTRACTUAL SERVICES	2,610.00	-	2,610.00	0.00%	-	0.00 %
402-540-535-30401	AUTO EXPENSE	450.00	-	450.00	0.00%	-	0.00 %
402-540-535-30403	GASOLINE & DIESEL	2,430.00	-	2,430.00	0.00%	-	0.00 %
402-540-535-30404	OIL & GREASE	1,077.00	-	1,077.00	0.00%	-	0.00 %
402-540-535-30405	TIRES	1,244.00	-	1,244.00	0.00%	-	0.00 %
402-540-535-30406	AUTO PARTS	968.00	-	968.00	0.00%	-	0.00 %

CITY OF QUINCY, FL
STATEMENT OF OPERATING EXPENSES FOR THE ONE MONTH ENDED OCTOBER 31, 2023

G/L_Acct #	ACCOUNT DESCRIPTION	FY 2024 OPERATING BUDGET	FY 2024 1 MONTH YTD OPERATING ACTUAL	FY 2024 OPERATING BUDGET BALANCE	FY 2024 1 MONTH YTD OPERATING 8.33%	FY 2023 1 MONTH YTD OPERATING ACTUAL	YTD 8.33% 2023
402-540-535-30407	VEHICLE REPAIRS-PARTS AND LAB	5,490.00	-	5,490.00	0.00%	-	0.00%
402-540-535-30462	REPAIR & MAINT.-EQUIPMENT & TO	1,476.00	58.00	1,418.00	3.93%	-	0.00%
402-540-535-30467	MAINTENANCE OF MAINS & LINES	92,408.00	-	92,408.00	0.00%	2,605.00	7.15%
402-540-535-30491	OTHER OPERATING EXPENSE	270.00	-	270.00	0.00%	-	0.00%
402-540-535-30521	OPERATING SUPPLIES	219.00	-	219.00	0.00%	-	0.00%
402-540-535-30522	OPERATING SUPPLIES - UNIFORMS	1,985.00	172.00	1,813.00	8.66%	111.00	5.50%
402-540-535-60644	EQUIPMENT	9,000.00	-	9,000.00	0.00%	-	0.00%
	TOTAL SEWER DISTRIBUTION	299,032.00	10,673.00	288,359.00	3.57%	11,159.00	2.00%
	TOTAL SEWER FUND	2,183,954.00	247,140.73	1,936,813.27	11.32%	277,342.00	9.00%
	ELECTRIC ADMINISTRATION						
403-520-531-10110	EXE SALARIES & WAGES	29,594.00	1,707.00	27,887.00	5.77%	1,073.00	3.69%
403-520-531-10120	REGULAR SALARIES & WAGES	97,791.00	2,527.00	95,264.00	2.58%	2,527.00	5.11%
403-520-531-10140	OVERTIME	1,030.00	-	1,030.00	0.00%	-	0.00%
403-520-531-10210	FICA TAXES	9,824.00	313.00	9,511.00	3.19%	300.00	4.94%
403-520-531-10220	RETIREMENT CONTRIBUTIONS	15,286.00	508.00	14,778.00	3.32%	393.00	4.27%
403-520-531-10230	LIFE & HEALTH INSURANCE	14,300.00	809.00	13,491.00	5.66%	765.00	9.16%
403-520-531-30320	ACCOUNTING & AUDITING SERVICE	26,518.00	-	26,518.00	0.00%	-	0.00%
403-520-531-30341	CONTRACTUAL SERVICES	58,500.00	2,563.00	55,937.00	4.38%	2,187.00	3.63%
403-520-531-30343	PROFESSIONAL SERVICES	18,000.00	2,225.00	15,775.00	12.36%	717.00	2.31%
403-520-531-30370	PURCHASED ELECTRIC	7,690,752.00	356,015.63	7,334,736.37	4.63%	689,477.00	7.11%
403-520-531-30390	CONTINGENCY	151,562.00	-	151,562.00	0.00%	-	0.00%
403-520-531-30402	TRAVEL EXPENSE	1,800.00	-	1,800.00	0.00%	-	0.00%
403-520-531-30403	GASOLINE & DIESEL	18,000.00	-	18,000.00	0.00%	-	0.00%
403-520-531-30404	OIL & GREASE	225.00	-	225.00	0.00%	-	0.00%
403-520-531-30405	TIRES	360.00	165.00	195.00	45.83%	-	0.00%
403-520-531-30406	VEHICLE PARTS ONLY	450.00	427.00	23.00	94.89%	-	0.00%
403-520-531-30407	VEHICLE REPAIRS	180.00	-	180.00	0.00%	-	0.00%
403-520-531-30410	TELEPHONE	7,000.00	546.00	6,454.00	7.80%	356.00	4.86%
403-520-531-30440	RENTALS/LEASES	6,930.00	-	6,930.00	0.00%	-	0.00%
403-520-531-30451	INSURANCE - PROPERTY LIABILITY	280,607.00	70,141.00	210,466.00	25.00%	52,464.00	23.56%
403-520-531-30462	REPAIR & MAINT-EQUIPMENT & TO	900.00	-	900.00	0.00%	(688.00)	22.91%
403-520-531-30465	COPIER PAYMENT	1,800.00	-	1,800.00	0.00%	-	0.00%
403-520-531-30491	OTHER OPERATING EXPENSE	7,200.00	66.00	7,134.00	0.92%	150.00	1.31%
403-520-531-30493	TRAINING	12,623.00	-	12,623.00	0.00%	-	0.00%
403-520-531-30500	LEGAL ADS & RECORDING	1,350.00	42.00	1,308.00	3.11%	315.00	14.92%
403-520-531-30511	OFFICE SUPPLIES	517.00	104.00	413.00	20.12%	-	0.00%

CITY OF QUINCY, FL
STATEMENT OF OPERATING EXPENSES FOR THE ONE MONTH ENDED OCTOBER 31, 2023

G/L_ACCT #	ACCOUNT DESCRIPTION	FY 2024 OPERATING BUDGET	FY 2024 1 MONTH YTD OPERATING ACTUAL	FY 2024 OPERATING BUDGET BALANCE	FY 2024 1 MONTH YTD OPERATING 8.33%	FY 2023 1 MONTH YTD OPERATING ACTUAL	YTD 8.33% 2023
403-520-531-30512	POSTAGE	24,300.00	-	24,300.00	0.00%	-	0.00 %
403-520-531-30521	OPERATING SUPPLIES	390.00	-	390.00	0.00%	-	0.00 %
403-520-531-30522	OPERATING SUPPLIES - UNIFORMS	1,350.00	57.00	1,293.00	4.22%	37.00	2.08 %
403-520-531-30540	DUES, PUBLICATION, & MEMBERSH	41,400.00	33,723.00	7,677.00	81.46%	20,517.00	44.60 %
403-520-531-30580	STATE ASSESSMENT TAXES	2,160.00	-	2,160.00	0.00%	-	0.00 %
403-520-531-30591	UNCLAIMED PROPERTY UTILITY RE	4,500.00	-	4,500.00	0.00%	-	0.00 %
403-520-531-31000	OTHER OPERATING EXP - IT SUPPC	138,856.00	11,571.00	127,285.00	8.33%	2,832.00	8.33 %
403-520-531-70031	2020A BOND DEBT SERVICE PRINC	206,568.00	102,752.00	103,816.00	49.74%	100,658.00	49.74 %
403-520-531-70032	2020A BOND DEBT SERVICE INTER	30,487.00	14,717.00	15,770.00	48.27%	16,812.00	51.59 %
403-520-531-70113	2021 BOND DEBT SERVICE PRINCIP	143,687.00	71,549.00	72,138.00	49.80%	70,382.00	49.79 %
403-520-531-70114	2021 BOND DEBT SERVICE INTERE	38,567.00	19,579.00	18,988.00	50.77%	20,745.00	50.70 %
403-520-531-90990	TRANSFER OF PROFIT	3,949,918.00	329,160.00	3,620,758.00	8.33%	384,188.00	8.26 %
403-520-531-91000	BUSINESS ACTIVITY SHARED EXP	374,750.00	31,229.00	343,521.00	8.33%	38,643.00	8.33 %
	TOTAL ELECTRIC ADM	13,410,032.00	1,052,495.63	12,357,536.37	7.85%	1,404,850.00	9.00-%
	ELECTRIC DISTRIBUTION						
403-591-531-10120	REGULAR SALARIES & WAGES	456,063.00	25,148.00	430,915.00	5.51%	22,218.00	5.34 %
403-591-531-10140	OVERTIME	12,000.00	999.00	11,001.00	8.33%	2,874.00	24.58 %
403-591-531-10210	FICA TAXES	35,807.00	1,836.00	33,971.00	5.13%	1,812.00	5.95 %
403-591-531-10220	RETIREMENT CONTRIBUTIONS	56,168.00	2,921.00	53,247.00	5.20%	2,478.00	5.16 %
403-591-531-10230	LIFE & HEALTH INSURANCE	100,900.00	8,096.00	92,804.00	8.02%	6,718.00	7.86 %
403-591-531-30341	CONTRACTUAL SERVICES	45,000.00	900.00	44,100.00	2.00%	-	0.00 %
403-591-531-30403	GASOLINE & DIESEL	11,867.00	-	11,867.00	0.00%	-	0.00 %
403-591-531-30404	OIL & GREASE	1,145.00	-	1,145.00	0.00%	-	0.00 %
403-591-531-30405	TIRES	2,250.00	-	2,250.00	0.00%	-	0.00 %
403-591-531-30406	PARTS	2,700.00	-	2,700.00	0.00%	4.00	0.11 %
403-591-531-30407	VEHICLE REPAIRS-LABOR & PARTS	18,000.00	1,788.00	16,212.00	9.93%	1,713.00	5.00 %
403-591-531-30430	UTILITIES	61,000.00	6,427.93	54,572.07	10.54%	6,428.00	10.12 %
403-591-531-30440	RENTALS / LEASES	1,800.00	-	1,800.00	0.00%	-	0.00 %
403-591-531-30461	REPAIR & MAINT - OFFICE EQUIPM	225.00	-	225.00	0.00%	-	0.00 %
403-591-531-30462	REPAIR & MAINT - EQUIPMENT & T	5,400.00	763.00	4,637.00	14.13%	-	0.00 %
403-591-531-30467	REPAIR & MAINT-MAINS & LINES	13,500.00	-	13,500.00	0.00%	-	0.00 %
403-591-531-30468	REPAIR & MAINTENANCE - SERVICE	3,703.00	911.00	2,792.00	24.60%	300.00	7.29 %
403-591-531-30469	CONTRACTUAL TREE TRIMMING & I	16,561.00	-	16,561.00	0.00%	-	0.00 %
403-591-531-30491	OTHER OPERATING EXPENSES	28,800.00	-	28,800.00	0.00%	622.00	2.58 %
403-591-531-30521	OPERATING SUPPLIES	268.00	-	268.00	0.00%	(257.00)	96.32-%
403-591-531-30522	OPERATING SUPPLIES - UNIFORMS	15,785.00	1,404.00	14,381.00	8.89%	876.00	5.19 %
403-591-531-60635	STREET LIGHTS	27,000.00	-	27,000.00	0.00%	-	0.00 %

CITY OF QUINCY, FL
STATEMENT OF OPERATING EXPENSES FOR THE ONE MONTH ENDED OCTOBER 31, 2023

G/L ACCT #	ACCOUNT DESCRIPTION	FY 2024 OPERATING BUDGET	FY 2024 1 MONTH YTD OPERATING ACTUAL	FY 2024 OPERATING BUDGET BALANCE	FY 2024 1 MONTH YTD OPERATING 8.33%	FY 2023 1 MONTH YTD OPERATING ACTUAL	YTD 8.33% 2023
403-591-531-60636	SIGNALIZATION	40,500.00	796.00	39,704.00	1.97%	-	0.00 %
403-591-531-70733	BUCKET TRUCKS LOAN PRINCIPAL	101,996.00	-	101,996.00	0.00%	-	0.00 %
403-591-531-70734	BUCKET TRUCK LOAN INTEREST	1,986.00	-	1,986.00	0.00%	-	0.00 %
	TOTAL ELECTRIC DISTRIBUTION	1,060,424.00	51,989.93	1,008,434.07	4.90%	45,786.00	4.00-%
	ELECTRIC WAREHOUSE						
403-502-531-10120	REGULAR SALARIES & WAGES	34,078.00	1,974.00	32,104.00	5.79%	1,966.00	5.71 %
403-502-531-10140	OVERTIME	1,500.00	31.00	1,469.00	2.07%	40.00	3.48 %
403-502-531-10210	FICA TAXES	2,722.00	135.00	2,587.00	4.96%	134.00	5.53 %
403-502-531-10220	RETIREMENT CONTRIBUTIONS	4,089.00	237.00	3,852.00	5.80%	236.00	5.76 %
403-502-531-10230	LIFE & HEALTH INSURANCE	8,600.00	621.00	7,979.00	7.22%	603.00	9.24 %
403-502-531-30430	UTILITIES	2,903.00	304.01	2,598.99	10.47%	304.00	8.94 %
403-502-531-30461	R/M-OFFICE EQUIPMENT	134.00	-	134.00	0.00%	-	0.00 %
403-502-531-30462	REPAIR & MAINT - EQUIP AND TOO	900.00	-	900.00	0.00%	257.00	7.34 %
403-502-531-30463	REPAIR & MAINT - BLDG AND GROU	900.00	-	900.00	0.00%	-	0.00 %
403-502-531-30490	BANK CHARGES	900.00	-	900.00	0.00%	-	0.00 %
403-502-531-30491	OTHER OPERATING EXPENSE	270.00	-	270.00	0.00%	16.00	5.22 %
403-502-531-30521	OPERATING SUPPLIES	1,270.00	27.00	1,243.00	2.13%	-	0.00 %
403-502-531-30522	OPERATING SUPPLIES - UNIFORMS	650.00	57.00	593.00	8.77%	37.00	4.95 %
	TOTAL ELECTRIC WAREHOUSE	58,916.00	3,386.01	55,529.99	5.75%	3,593.00	6.00-%
	LINE CLEARING- ELECTRIC						
403-539-531-10120	REGULAR SALARIES & WAGES - LIN	157,798.00	9,573.00	148,225.00	6.07%	9,491.00	5.71 %
403-539-531-10140	OVERTIME - LINE CLEARING CREW	30,900.00	769.00	30,131.00	2.49%	2,310.00	8.34 %
403-539-531-10210	FICA TAXES - LINE CLEARING CRE	14,435.00	734.00	13,701.00	5.08%	848.00	6.08 %
403-539-531-10220	RETIREMENT CONTRIBUTIONS - LIN	22,644.00	1,089.00	21,555.00	4.81%	1,080.00	5.75 %
403-539-531-10230	LIFE & HEALTH INS - LINE CLEAR	42,900.00	3,141.00	39,759.00	7.32%	3,032.00	9.19 %
403-539-531-30341	CONTRACTUAL SERVICES	49,208.00	-	49,208.00	0.00%	-	0.00 %
403-539-531-30343	PROFESSIONAL SERVICES	49,500.00	-	49,500.00	0.00%	-	0.00 %
403-539-531-30469	CONTRACTUAL SRVC TREE TRIMM	60,000.00	16,154.00	43,846.00	26.92%	-	0.00 %
	TOTAL LINE CLEARING	427,385.00	31,460.00	395,925.00	7.36%	16,761.00	3.00-%
	TOTAL ELECTRIC FUND	14,956,757.00	1,139,331.57	13,817,425.43	7.62%	1,470,990.00	8.00-%
	WATER ADMINISTRATION						
404-520-533-10110	EXE SALARIES & WAGES	14,797.00	854.00	13,943.00	5.77%	854.00	5.72 %
404-520-533-10120	REGULAR SALARIES & WAGES	47,595.00	2,777.00	44,818.00	5.83%	4,244.00	6.52 %

CITY OF QUINCY, FL
STATEMENT OF OPERATING EXPENSES FOR THE ONE MONTH ENDED OCTOBER 31, 2023

G/L ACCT #	ACCOUNT DESCRIPTION	FY 2024 OPERATING BUDGET	FY 2024 1 MONTH YTD OPERATING ACTUAL	FY 2024 OPERATING BUDGET BALANCE	FY 2024 1 MONTH YTD OPERATING 8.33%	FY 2023 1 MONTH YTD OPERATING ACTUAL	YTD 8.33% 2023
404-520-533-10140	OVERTIME	3,659.00	69.00	3,590.00	1.89%	732.00	14.39 %
404-520-533-10210	FICA TAXES	5,053.00	261.00	4,792.00	5.17%	412.00	6.81 %
404-520-533-10220	RETIREMENT CONTRIBUTIONS	7,487.00	436.00	7,051.00	5.82%	605.00	6.45 %
404-520-533-10230	LIFE & HEALTH INSURANCE	21,400.00	1,283.00	20,117.00	6.00%	1,819.00	9.61 %
404-520-533-30320	ACCOUNTING & AUDITING SERVICE	12,154.00	-	12,154.00	0.00%	-	0.00 %
404-520-533-30341	CONTRACTUAL SERVICES	6,559.00	1,056.00	5,503.00	16.10%	-	0.00 %
404-520-533-30343	PROFESSIONAL SERVICES	433.00	-	433.00	0.00%	90.00	100.00 %
404-520-533-30390	CONTINGENCY	51,927.00	-	51,927.00	0.00%	-	0.00 %
404-520-533-30402	TRAVEL EXPENSE	180.00	-	180.00	0.00%	-	0.00 %
404-520-533-30404	OIL & GREASE	90.00	-	90.00	0.00%	-	0.00 %
404-520-533-30405	TIRES	360.00	-	360.00	0.00%	-	0.00 %
404-520-533-30410	TELEPHONE	2,000.00	-	2,000.00	0.00%	139.00	7.19 %
404-520-533-30440	RENTALS & LEASES	498.00	-	498.00	0.00%	-	0.00 %
404-520-533-30451	INSURANCE - PROPERTY LIABILITY	83,143.00	20,783.00	62,360.00	25.00%	15,545.00	23.56 %
404-520-533-30465	COPIER REPAIRS	1,800.00	-	1,800.00	0.00%	-	0.00 %
404-520-533-30490	BANK CHARGES	900.00	66.00	900.00	0.00%	-	0.00 %
404-520-533-30491	OTHER OPERATING EXPENSE	1,800.00	66.00	1,734.00	3.67%	166.00	9.37 %
404-520-533-30493	TRAINING	900.00	-	900.00	0.00%	-	0.00 %
404-520-533-30501	PERMITS & FEES	78.00	-	78.00	0.00%	-	0.00 %
404-520-533-30511	OFFICE SUPPLIES	187.00	-	187.00	0.00%	-	0.00 %
404-520-533-30521	OPERATING SUPPLIES	270.00	-	270.00	0.00%	-	0.00 %
404-520-533-30522	OPERATING SUPPLIES - UNIFORMS	225.00	19.00	206.00	8.44%	12.00	4.55 %
404-520-533-31000	OTHER OPERATING EXP - IT SUPP	9,500.00	792.00	8,708.00	8.34%	792.00	8.33 %
404-520-533-70031	2020A BOND SERVICE PRINCIPAL	103,284.00	51,376.00	51,908.00	49.74%	50,329.00	49.74 %
404-520-533-70032	2020A BOND DEBT SERVICE INTERI	15,244.00	7,359.00	7,885.00	48.27%	8,406.00	51.59 %
404-520-533-70113	2021 BOND DEBT SERVICE PRINCIP	30,622.00	15,248.00	15,374.00	49.79%	15,000.00	49.79 %
404-520-533-70114	2021 BOND DEBT SERVICE INTERE	8,219.00	4,172.00	4,047.00	50.76%	4,421.00	50.71 %
404-520-533-70722	2020C FDEP BBT PRINCIPAL	150,239.00	-	150,239.00	0.00%	-	0.00 %
404-520-533-70723	2020C FDEP BBT INTEREST	32,191.00	-	32,191.00	0.00%	-	0.00 %
404-520-533-90990	TRANSFER OF PROFIT	622,466.00	5,206.00	617,260.00	0.84%	34,474.00	8.33 %
404-520-533-91000	BUSINESS ACTIVITY SHARED EXP	45,424.00	3,785.00	41,639.00	8.33%	8,213.00	8.33 %
	TOTAL WATER ADM	1,280,684.00	115,542.00	1,165,142.00	9.02%	146,253.00	12.00-%
	WATER TREATMENT						
404-530-533-30341	CONTRACTUAL SERVICES	382,000.00	31,342.00	350,658.00	8.20%	56,126.00	14.28 %
404-530-533-30430	UTILITIES	105,000.00	1,367.29	103,632.71	1.30%	1,367.00	1.02 %
404-530-533-30466	REPAIR & MAINTENANCE - PLANT	1,800.00	-	1,800.00	0.00%	-	0.00 %
404-530-533-30469	REPAIR & MAINT RESERVOIRS	2,340.00	-	2,340.00	0.00%	-	0.00 %

CITY OF QUINCY, FL
STATEMENT OF OPERATING EXPENSES FOR THE ONE MONTH ENDED OCTOBER 31, 2023

G/L_ACCT #	ACCOUNT DESCRIPTION	FY 2024 OPERATING BUDGET	FY 2024 1 MONTH YTD OPERATING ACTUAL	FY 2024 OPERATING BUDGET BALANCE	FY 2024 1 MONTH YTD OPERATING 8.33%	FY 2023 1 MONTH YTD OPERATING ACTUAL	YTD 8.33% 2023
	TOTAL WATER TREATMENT	491,140.00	32,709.29	458,430.71	6.66%	57,493.00	10.00-%
	WATER DISTRIBUTION						
404-539-533-10120	REGULAR SALARIES & WAGES	118,464.00	6,144.00	112,320.00	5.19%	4,945.00	5.55 %
404-539-533-10140	OVERTIME	8,137.00	869.00	7,268.00	10.68%	483.00	3.77 %
404-539-533-10210	FICA TAXES	9,685.00	498.00	9,187.00	5.14%	378.00	5.20 %
404-539-533-10220	RETIREMENT CONTRIBUTIONS	14,216.00	711.00	13,505.00	5.00%	523.00	5.00 %
404-539-533-10230	LIFE & HEALTH INSURANCE	27,200.00	2,220.00	24,980.00	8.16%	2,114.00	8.72 %
404-539-533-30403	GASOLINE & DIESEL	1,800.00	-	1,800.00	0.00%	-	0.00 %
404-539-533-30404	OIL & GREASE	360.00	-	360.00	0.00%	-	0.00 %
404-539-533-30405	TIRES	1,080.00	-	1,080.00	0.00%	-	0.00 %
404-539-533-30406	AUTO PARTS	990.00	-	990.00	0.00%	-	0.00 %
404-539-533-30407	VEHICLE REPAIRS-PARTS AND LAB	1,086.00	-	1,086.00	0.00%	-	0.00 %
404-539-533-30462	REPAIR & MAINT.- EQUIPMENT & TO	734.00	-	734.00	0.00%	-	0.00 %
404-539-533-30467	REPAIR & MAINT.-MAINS & LINES	58,208.00	-	58,208.00	0.00%	-	0.00 %
404-539-533-30468	REPAIR & MAINT.- SERVICES	10,980.00	-	10,980.00	0.00%	-	0.00 %
404-539-533-30491	OTHER OPERATING EXPENSE	274.00	-	274.00	0.00%	-	0.00 %
404-539-533-30521	OPERATING SUPPLIES	450.00	-	450.00	0.00%	-	0.00 %
404-539-533-30522	OPERATING SUPPLIES - UNIFORMS	1,800.00	172.00	1,628.00	9.56%	111.00	5.50 %
	TOTAL WATER DISTRIBUTION	255,464.00	10,614.00	244,850.00	4.15%	8,554.00	3.00-%
	TOTAL WATER FUND	2,027,288.00	158,865.29	1,868,422.71	7.84%	212,300.00	10.00-%
	GAS ADMINISTRATION						
405-520-532-10110	EXE SALARIES & WAGES	14,797.00	854.00	13,943.00	5.77%	854.00	4.75 %
405-520-532-10120	REGULAR SALARIES & WAGES	21,897.00	1,263.00	20,634.00	5.77%	1,263.00	4.84 %
405-520-532-10140	OVERTIME	1,500.00	-	1,500.00	0.00%	-	0.00 %
405-520-532-10210	FICA TAXES	2,922.00	157.00	2,765.00	5.37%	157.00	4.46 %
405-520-532-10220	RETIREMENT CONTRIBUTIONS	4,403.00	254.00	4,149.00	5.77%	254.00	4.60 %
405-520-532-10230	LIFE & HEALTH INSURANCE	8,000.00	404.00	7,596.00	5.05%	391.00	5.24 %
405-520-532-30320	ACCOUNTING & AUDITING SERVICE	12,117.00	-	12,117.00	0.00%	-	0.00 %
405-520-532-30341	CONTRACTUAL SERVICES	8,168.00	1,056.00	7,112.00	12.93%	-	0.00 %
405-520-532-30343	PROFESSIONAL SERVICES	7,380.00	-	7,380.00	0.00%	-	0.00 %
405-520-532-30380	PURCHASED GAS	925,000.00	37,000.00	888,000.00	4.00%	73,530.00	5.65 %
405-520-532-30390	CONTINGENCY	5,954.00	-	5,954.00	0.00%	-	0.00 %
405-520-532-30402	TRAVEL EXPENSE	180.00	-	180.00	0.00%	-	0.00 %
405-520-532-30403	GAS & DIESEL	450.00	-	450.00	0.00%	-	0.00 %
405-520-532-30404	OIL & GREASE	90.00	-	90.00	0.00%	-	0.00 %

CITY OF QUINCY, FL
STATEMENT OF OPERATING EXPENSES FOR THE ONE MONTH ENDED OCTOBER 31, 2023

G/L_ACCT #	ACCOUNT DESCRIPTION	FY 2024 OPERATING BUDGET	FY 2024 1 MONTH YTD OPERATING ACTUAL	FY 2024 OPERATING BUDGET BALANCE	FY 2024 1 MONTH YTD OPERATING 8.33%	FY 2023 1 MONTH YTD OPERATING ACTUAL	YTD 8.33% 2023
405-520-532-30405	TIRES	90.00	-	90.00	0.00%	-	0.00 %
405-520-532-30410	TELEPHONE EXPENSE	2,700.00	-	2,700.00	0.00%	139.00	5.31 %
405-520-532-30440	RENTALS/LEASES	90.00	-	90.00	0.00%	-	0.00 %
405-520-532-30451	INSURANCE - PROPERTY LIABILITY	51,964.00	12,989.00	38,975.00	25.00%	9,716.00	23.56 %
405-520-532-30465	COPIER REPAIRS	1,800.00	-	1,800.00	0.00%	-	0.00 %
405-520-532-30490	BANK CHARGES	900.00	-	900.00	0.00%	-	0.00 %
405-520-532-30491	OTHER OPERATING EXPENSE	1,260.00	175.00	1,085.00	13.89%	166.00	6.57 %
405-520-532-30493	TRAINING	2,160.00	-	2,160.00	0.00%	-	0.00 %
405-520-532-30511	OFFICE SUPPLIES	360.00	-	360.00	0.00%	-	0.00 %
405-520-532-30521	OPERATING SUPPLIES	900.00	-	900.00	0.00%	48.00	5.91 %
405-520-532-30522	OPERATING SUPPLIES - UNIFORMS	252.00	19.00	233.00	7.54%	12.00	4.39 %
405-520-532-30580	TAXES-STATE ASSESSMENT	1,800.00	-	1,800.00	0.00%	-	0.00 %
405-520-532-31000	OTHER OPERATING EXP - IT SUPPL	9,500.00	792.00	8,708.00	8.34%	792.00	8.33 %
405-520-532-70113	2021 BOND DEBT SERVICE PRINCIP	30,622.00	15,248.00	15,374.00	49.79%	15,000.00	49.79 %
405-520-532-70114	2021 BOND DEBT SERVICE INTERE	8,219.00	4,172.00	4,047.00	50.76%	4,421.00	50.71 %
405-520-532-90990	TRANSFER OF PROFIT	303,737.00	25,311.00	278,426.00	8.33%	11,879.00	8.33 %
405-520-532-91000	BUSINESS ACTIVITY SHARED EXP	45,424.00	3,785.00	41,639.00	8.33%	5,423.00	8.33 %
	TOTAL GAS ADM	1,474,636.00	103,479.00	1,371,157.00	7.02%	124,045.00	7.00-%
	GAS DISTRIBUTION						
405-561-532-10120	REGULAR SALARIES & WAGES	129,253.00	7,450.00	121,803.00	5.76%	9,237.00	5.58 %
405-561-532-10140	OVERTIME	3,500.00	62.00	3,438.00	1.77%	278.00	7.93 %
405-561-532-10210	FICA TAXES	10,156.00	559.00	9,597.00	5.50%	702.00	5.43 %
405-561-532-10220	RETIREMENT CONTRIBUTIONS	15,510.00	894.00	14,616.00	5.76%	1,063.00	5.24 %
405-561-532-10230	LIFE & HEALTH INSURANCE	18,200.00	1,363.00	16,837.00	7.49%	1,939.00	7.08 %
405-561-532-30403	GASOLINE & DIESEL	3,150.00	-	3,150.00	0.00%	-	0.00 %
405-561-532-30404	OIL & GREASE	261.00	-	261.00	0.00%	-	0.00 %
405-561-532-30405	TIRES	705.00	-	705.00	0.00%	-	0.00 %
405-561-532-30406	VEHICLE PARTS	2,160.00	30.00	2,130.00	1.39%	-	0.00 %
405-561-532-30407	VEHICLE REPAIR PARTS AND LABO	450.00	80.00	370.00	17.78%	-	0.00 %
405-561-532-30430	UTILITIES	1,400.00	123.92	1,276.08	8.85%	124.00	8.32 %
405-561-532-30462	REPAIR & MAINT-EQUIPMENT & TO	328.00	-	328.00	0.00%	-	0.00 %
405-561-532-30467	MAINT. OF MAINS & LINES - GAS	7,200.00	-	7,200.00	0.00%	-	0.00 %
405-561-532-30468	MAINTENANCE OF SERVICES - GAS	3,913.00	-	3,913.00	0.00%	-	0.00 %
405-561-532-30491	OTHER OPERATING EXPENSE	286.00	-	286.00	0.00%	-	0.00 %
405-561-532-30520	OPER SUPP-WATER HEATERS	450.00	-	450.00	0.00%	-	0.00 %
405-561-532-30521	OPERATING SUPPLIES	163.00	-	163.00	0.00%	-	0.00 %
405-561-532-30522	OPERATING SUPPLIES - UNIFORMS	2,237.00	191.00	2,046.00	8.54%	123.00	4.95 %

CITY OF QUINCY, FL
STATEMENT OF OPERATING EXPENSES FOR THE ONE MONTH ENDED OCTOBER 31, 2023

G/L ACCT #	ACCOUNT DESCRIPTION	FY 2024 OPERATING BUDGET	FY 2024 1 MONTH YTD OPERATING ACTUAL	FY 2024 OPERATING BUDGET BALANCE	FY 2024 1 MONTH YTD OPERATING 8.33%	FY 2023 1 MONTH YTD OPERATING ACTUAL	YTD 8.33% 2023
405-561-532-60644	EQUIPMENT	4,500.00	-	4,500.00	0.00%	-	0.00 %
	TOTAL GAS DISTRIBUTION	203,822.00	10,752.92	193,069.08	5.28%	13,466.00	4.00-%
	TOTAL GAS FUND	1,678,458.00	114,231.92	1,564,226.08	6.81%	137,511.00	7.00-%
	REFUSE ADMINISTRATION						
406-410-539-30320	ACCOUNTING & AUDITING SERVICE	12,155.00	-	12,155.00	0.00%	-	0.00 %
406-410-539-30390	CONTINGENCY	221.00	-	221.00	0.00%	-	0.00 %
406-410-539-30443	RESIDENTIAL REFUSE	700,000.00	66,370.00	633,630.00	9.48%	48,000.00	8.31 %
406-410-539-30451	INSURANCE - PROPERTY LIABILITY	41,571.00	10,391.00	31,180.00	25.00%	7,772.00	23.91 %
406-410-539-30480	YARD/SOLID WASTE TIPPING FEES	95,000.00	-	95,000.00	0.00%	-	0.00 %
406-410-539-30490	BANK CHARGES	90.00	-	90.00	0.00%	16.00	1.56 %
406-410-539-31000	OTHER OPERATING EXP - IT SUPP	9,500.00	792.00	8,708.00	8.34%	792.00	8.33 %
406-410-539-31443	COMMERCIAL REFUSE	495,000.00	56,616.35	438,383.65	11.44%	41,000.00	8.25 %
406-410-539-90990	TRANSFER PROFITS TO GF	162,384.00	13,532.00	148,852.00	8.33%	17,473.00	8.33 %
406-410-539-91000	BUSINESS ACTIVITY SHARED EXP	45,424.00	3,785.00	41,639.00	8.33%	5,425.00	8.33 %
	TOTAL REFUSE FUND	1,561,345.00	151,486.35	1,409,858.65	9.70%	120,478.00	8.00-%
	LANDFILL OPERATIONS						
407-422-536-10120	REGULAR SALARIES & WAGES	46,319.00	2,303.00	44,016.00	4.97%	2,274.00	4.05 %
407-422-536-10140	OVERTIME	1,000.00	41.00	959.00	4.10%	56.00	5.64 %
407-422-536-10210	FICA TAXES	3,620.00	167.00	3,453.00	4.61%	167.00	3.82 %
407-422-536-10220	RETIREMENT CONTRIBUTIONS	5,558.00	276.00	5,282.00	4.97%	273.00	3.98 %
407-422-536-10230	LIFE & HEALTH INSURANCE	7,800.00	601.00	7,199.00	7.71%	584.00	6.32 %
407-422-536-30341	CONTRACTUAL SERVICES	5,400.00	-	5,400.00	0.00%	-	0.00 %
407-422-536-30346	MONITORING FEES	31,652.00	-	31,652.00	0.00%	-	0.00 %
407-422-536-30390	CONTINGENCY	4,666.00	-	4,666.00	0.00%	-	0.00 %
407-422-536-30430	UTILITIES	900.00	75.93	824.07	8.44%	76.00	7.47 %
407-422-536-30462	REPAIR & MAINT-EQUIPMENT & TO	501.00	-	501.00	0.00%	-	0.00 %
407-422-536-30463	REPAIR & MAINT.-BUILDINGS & GR	1,714.00	-	1,714.00	0.00%	-	0.00 %
407-422-536-30491	OTHER OPERATING EXPENSE	900.00	-	900.00	0.00%	16.00	1.20 %
407-422-536-30493	TRAINING	1,350.00	-	1,350.00	0.00%	-	0.00 %
407-422-536-31000	OTHER OPERATING EXP - IT SUPP	9,500.00	792.00	8,708.00	8.34%	792.00	8.33 %
407-422-536-91000	BUSINESS ACTIVITY SHARED EXP	11,356.00	946.00	10,410.00	8.33%	518.00	8.33 %
	TOTAL LANDFILL FUND	132,236.00	5,201.93	127,034.07	3.93%	4,756.00	3.00-%
	TELECOMMUNICATIONS						

CITY OF QUINCY, FL
STATEMENT OF OPERATING EXPENSES FOR THE ONE MONTH ENDED OCTOBER 31, 2023

G/L ACCT #	ACCOUNT DESCRIPTION	FY 2024 OPERATING BUDGET	FY 2024 1 MONTH YTD OPERATING ACTUAL	FY 2024 OPERATING BUDGET BALANCE	FY 2024 1 MONTH YTD OPERATING 8.33%	FY 2023 1 MONTH YTD OPERATING ACTUAL	YTD 8.33% 2023
508-539-539-30343	PROFESSIONAL SERVICES	175,000.00	-	175,000.00	0.00%	-	0.00 %
508-539-539-30403	GAS & DIESEL	1,750.00	-	1,750.00	0.00%	-	0.00 %
508-539-539-30410	TELEPHONE	11,150.00	656.00	10,494.00	5.88%	1,023.00	7.30 %
508-539-539-30430	UTILITIES	5,500.00	524.39	4,975.61	9.53%	524.00	7.49 %
508-539-539-30491	OTHER OPERATING EXPENSES	5,100.00	-	5,100.00	0.00%	16.00	0.26 %
508-539-539-30494	Software License	500.00	-	500.00	0.00%	-	0.00 %
508-539-539-30497	LICENSES & SUPPORT	101,080.00	-	101,080.00	0.00%	-	0.00 %
508-539-539-60644	EQUIPMENT	9,551.00	5,258.00	4,293.00	55.05%	-	0.00 %
	TOTAL TELECOMMUNICATIONS	309,631.00	6,438.39	303,192.61	2.08%	1,563.00	1.00-%
	TOTAL ENTERPRISE FUND	23,417,472.00	1,853,798.18	21,563,673.82	7.92%	2,268,928.00	8.00-%
	TOTAL ALL FUNDS	35,710,198.00	2,483,786.88	33,226,411.12	6.96%	3,074,289.00	8.00-%

DEBT SERVICE COVERAGE REPORT

AS OF OCTOBER 31, 2023

CITY OF QUINCY, FL
DEBT SERVICE COVERAGE REPORT AS OF 10/31/2023

	FY 2024 ONE MONTH YTD 10/31/2023 ACTUAL
REVENUES	
Governmental	\$646,520
Enterprise	1,746,899
Total Revenues	<u><u>\$2,393,419</u></u>
EXPENDITURES	
Personnel	\$530,995
Contractual Services	119,854
Professional Services	6,533
Purchased Electric	356,016
Purchased Gas	37,000
Contingency/Reserves/ Parks & Facilities	2,823
Travel, Gas, Oil & Grease, Tires, Auto Parts & Repair	4,837
Telephone	5,743
Utilities	35,090
Community Services	880
Commercial & Residential Refuse	122,986
Insurance - Property Liability	279,790
Rentals, Repair & Maintenance	26,443
Yard Tipping Cost	0
Other Operating Expenses	1,469
Training & Software	367
Office Supplies	1,442
Operating Materials & Supplies	8,283
Uniforms	1,537
Athletic Supplies & Equipment	900
Dues, Publications, Subscriptions & Memberships	33,723
Economic Environment & Development	582
Other Operating Expenses - IT Support	24,327
CRA Operations & Projects	1,668
Transfers	393,130
Business Activity - Enterprise	47,315
Total Expenditures	<u><u>2,043,733</u></u>
MODIFIED OPERATING INCOME	<u><u>\$349,686</u></u>
DEBT SERVICE	<u><u>\$434,000</u></u>
DEBT SERVICE RATIO	<u><u>0.81</u></u>

GRANT REPORT
THE ONE MONTH ENDED OCTOBER 31 2023

**CITY OF QUINCY, FL GRANT FOR THE ONE MONTH ENDED OCTOBER 31, 2023
BUDGET TO ACTUAL REVENUES**

ACCOUNT_#	ACCOUNT DESCRIPTION	STED_BUDGE	THS_YTD	(ER) ADJUSTE	YTD_%
AMERICAN RESCUE PLAN ACT GRANT					
001-366-10015	AMERICAN RESCUE PLAN GRANT	\$215,753	\$10,000	\$205,753	0%
402-331-33000	AMERICAN RESCUE PLAN GRANT	\$215,000		\$215,000	0%
403-331-33000	AMERICAN RESCUE PLAN ACT GRANT	\$52,027	\$0	\$52,027	0%
	TOTAL AMER. RESCUE PLAN REVS	\$482,780	\$10,000	\$472,780	0%
AMERICAN RESCUE PLAN ACT GRANT					
001-430-541-80833	AMERICAN RESCUE PLAN ACT GRANT	\$215,753	\$10,000	\$205,753	5%
402-540-535-80833	AMERICAN RESCUE PLAN ACT GRANT	\$215,000	\$0	\$215,000	0%
403-520-531-80833	AMERICAN RESCUE PLAN ACT GRANT	\$52,027	\$0	\$52,027	0%
	TOTAL AMER. RESCUE PLAN EXPS	\$482,780	\$10,000	\$472,780	2%
SOAR GRANT					
SOAR GRANT REVS					
001-366-10018	SOAR - STUDENTS WITH OPP TO AC	\$35,000	\$4,143	\$30,857	12%
	TOTAL SOAR GRANT REVS	\$35,000	\$4,143	\$30,857	12%
SOAR GRANT EXP					
001-001-519-80834	SOAR - STUDENTS WITH OPP TO AC	\$35,000	\$4,143	\$30,857	12%
	TOTAL SOAR GRANT EXP	\$35,000	\$4,143	\$30,857	12%
HOMETOWN REVITALIZATION GRANT					
HOMETOWN REVITAL. GRANT REV					
002-334-90000	GRANT PROCEEDS	2949428	0	2949428	0%
	TOTAL HOMETOWN REVITAL. REVS	2949428	0	2949428	0%
HOMETOWN REVITAL. GRANT EXP					
002-250-552-80836	HOMETOWN REVITALIZATION GRANT	2949428	0	2949428	0%
	TOTAL HOMETOWN REVITAL. EXP	2949428	0	2949428	0%
	TOTAL GRANT REVENUES	\$3,467,208	\$14,143	\$3,453,065	0.4%
	TOTAL GRANT EXPENSES	-\$3,467,208	-\$14,143	-\$3,453,065	0.4%

UTILITY BILLING REPORT

AS OF OCTOBER 31, 2023

City of Quincy, Florida
Billing Statistics for the Month of October, 2023
Cycle 1

	FY 2023	FY 2022	
Month of October	10/7/2023	10/7/2022	Variance
No. of Bills	2,232	2,256	(24)
No. Bills Estimated	85	84	1
Consumption	8,292,524	8,853,925	(561,401)
Fuel Adjustment Rate	0.011800	0.055000	(0.043)
Fuel Adjustment	\$95,168	\$476,319	(\$381,151)
Services Billed	\$1,059,113	\$1,041,375	\$17,738

Comments: The month of October 2023 resulted in an increase of 24 accounts, decreased consumption of 561,401 and increased revenue of \$17,738, when compared to October 2022.

City of Quincy, Florida
Billing Statistics for the Month of October, 2023
Cycle 1

	FY 2023	FY 2023	
Month of October	10/7/2023	9/7/2023	Variance
No. of Bills	2,232	2,240	(8)
No. Bills Estimated	85	77	8
Consumption	8,292,524	8,597,627	(305,103)
Fuel Adjustment Rate	0.011800	0.013000	(0.001)
Fuel Adjustment	\$95,168	\$109,022	(\$13,854)
Services Billed	\$1,059,113	\$1,086,360	(\$27,247)

Comments: The month of October 2023 resulted in a decrease of 8 accounts, decreased consumption of 305,103 and decreased revenue of \$27,247, when compared to September 2023.

Prepared by Donna Reeves, Utility Billing Specialist

City of Quincy, Florida
Billing Statistics for the Month of October, 2023
Cycle 2

	FY 2023	FY 2022	
Month of October	10/22/2023	10/22/2022	Variance
No. of Bills	2,508	2,501	7
No. Bills Estimated	62	90	(28)
Consumption	2,622,001	2,510,038	111,963
Fuel Adjustment Rate	0.011100	0.041400	(0.030)
Fuel Adjustment	27,526	97,150	\$ (69,623.61)
Services Billed	\$439,142	\$463,437	(\$24,295)

Comments: The month of October 2023 resulted in an increase of 7 accounts, increased consumption of 111,963 and decreased revenue of \$24,295 when compared to October 2022.

City of Quincy, Florida
Billing Statistics for the Month of October, 2023
Cycle 2

	FY 2023	FY 2023	
Month of October	10/22/2023	9/22/2023	Variance
No. of Bills	2,508	2,498	10
No. Bills Estimated	62	64	(2)
Consumption	2,622,001	3,878,935	(1,256,934)
Fuel Adjustment Rate	0.011100	0.011800	(0.001)
Fuel Adjustment	27,526	43,667	(\$16,141.10)
Services Billed	\$439,142	\$572,041	(\$132,899)

Comments: The month of October 2023 resulted in an increase of 10 accounts, decreased consumption of 1,256,934 and decreased revenue of \$132,899, when compared to September 2023.

**ELECTRIC REVENUE ANALYSIS
AS OF OCTOBER 31, 2023**

- **PRIOR YEAR**
- **BUDGET VS ACTUAL**

City of Quincy, Florida
Electric Revenue Prior Year Variance
For the One Month Ended October 2023

Account Number	Description	FY2024 Oct	FY2023 Oct	Variance
403-343-11000	RESIDENTIAL SALES	\$443,847	\$530,061	(\$86,214)
403-343-12000	COMMERCIAL SALES	\$502,846	\$760,813	(\$257,967)
403-343-13000	INDUSTRIAL SALES	\$129,867	\$185,212	(\$55,345)
403-343-14000	STREET LIGHTING SALES	\$3,474	\$5,232	(\$1,758)
403-343-15000	INTERDEPARTMENTAL SALES	\$19,037	\$20,851	(\$1,814)
403-343-16000	CONNECTIONS	(\$9,864)	\$752	(\$10,616)
403-343-17000	FORFEITED DISCOUNTS - PENALTIES	\$20,050	\$32,201	(\$12,151)
403-343-18500	SPECIAL PROJECT - MATERIAL SALES	\$0	\$84	(\$84)
403-343-19000	CUT ON/OFF FEES	\$340	\$425	(\$85)
403-343-24000	TRANSFORMER RENT	\$705	\$705	\$0
403-343-27000	MISCELLANEOUS CHARGES	(\$2,948)	(\$87)	(\$2,860)
403-343-29000	POLE RENT-CABLEVISION	0	\$0	\$0
403-343-90000	MISCELLANEOUS REVENUES	\$103	\$230	(\$127)
403-361-10000	INTEREST REVENUE	\$412	\$362	\$50
403-369-90000	MISCELLANEOUS REVENUES	\$1,020	\$11,055	(\$10,035)
	** GRAND TOTAL **	\$1,108,890	\$1,547,896	(\$439,006)
Percentage		72%	100%	-28%
Revenue w/o FEMA (non-recurring revenue)		\$1,108,890	\$1,547,896	(\$439,006)

City of Quincy, Florida
 Electric Revenue Analysis - Actual vs Budget
 For the One Month Ended October 31, 2023

Account Number	Description	Adjusted Budget	Adjusted Budget YTD	YTD Amount	Variance
403-343-11000	RESIDENTIAL SALES	\$5,472,206	\$456,017	\$443,847	(\$12,171)
403-343-12000	COMMERCIAL SALES	\$6,972,186	\$581,016	\$502,846	(\$78,169)
403-343-13000	INDUSTRIAL SALES	\$1,819,570	\$151,631	\$129,867	(\$21,764)
403-343-14000	STREET LIGHTING SALES	\$48,985	\$4,082	\$3,474	(\$608)
403-343-15000	INTERDEPARTMENTAL SALES	\$236,594	\$19,716	\$19,037	(\$679)
403-343-16000	CONNECTIONS	\$124,801	\$10,400	(\$9,864)	(\$20,264)
403-343-17000	FORFEITED DISCOUNTS - PENALTIES	\$197,198	\$16,433	\$20,050	\$3,617
403-343-18500	SPECIAL PROJECT - MATERIAL SALES	\$1,000	\$83	\$0	(\$83)
403-343-19000	CUT ON/OFF FEES	\$7,169	\$597	\$340	(\$257)
403-343-24000	TRANSFORMER RENT	\$8,713	\$726	\$705	(\$21)
403-343-27000	MISCELLANEOUS CHARGES	\$15,000	\$1,250	(\$2,948)	(\$4,198)
403-343-29000	POLE RENT-CABLEVISION	\$24,512	\$2,043	\$0	(\$2,043)
403-343-90000	MISCELLANEOUS REVENUES	\$3,243	\$270	\$103	(\$167)
403-361-10000	INTEREST REVENUE	\$5,255	\$438	\$412	(\$26)
403-369-90000	MISCELLANEOUS REVENUES	\$20,325	\$1,694	\$1,020	(\$674)
	** GRAND TOTAL **	\$14,956,757	\$1,246,396	\$1,108,890	(\$137,507)
Percentage			100%	89%	-11%

CUSTOMER SERVICE RECEIPTS COLLECTED
FOR THE MONTH OF OCTOBER 31, 2023

City of Quincy
Receipts Collected by Customer Services - For October 2023

For Receipts / From: 10.01.2023 To: 10.31.2023 / Totals For Drawer A

UBSC	920	\$	551,406.52	\$	840.60	CK	\$	565,438.41
FMSC	8	\$	7,764.00	\$	-	PP	\$	42,875.21
FMSM	49	\$	48,070.60	\$	-			
STSL	34	\$	1,072.50	\$	12.50			
Transaction Total		\$	608,313.62					
Drawer Total		\$	608,313.62					

For Receipts / From: 10.01.2023 To: 10.31.2023 / Totals For Drawer B

UBSC	1,396	\$	412,060.05	\$	775.82	CK	\$	461,526.52
STSL	34	\$	1,126.00	\$	61.00	PP	\$	113,936.08
FMSM	43	\$	155,916.48	\$	-			
FMSC	10	\$	6,360.07	\$	-			
Transaction Total		\$	575,462.60					
Drawer Total		\$	575,462.60					

For Receipts / From: 10.01.2023 To: 10.31.2023 / Totals For Drawer C

UBSC	763	\$	207,976.04	\$	847.41	CK	\$	222,697.68
STSL	15	\$	496.50	\$	18.50	LB	\$	667.86
FMSM	58	\$	64,998.67	\$	-	PP	\$	50,965.98
FMSC	2	\$	860.31	\$	-			
Transaction Total		\$	274,331.52					
Drawer Total		\$	274,331.52					

For Receipts / From: 10.01.2023 To: 10.31.2023 / Totals For Drawer D

UBSC	58	\$	14,979.75	\$	102.45	CK	\$	8,685.64
FMSM	2	\$	3,276.00	\$	-	PP	\$	9,570.11
Transaction Total		\$	18,255.75					
Drawer Total		\$	18,255.75					

For Receipts / From: 10.01.2023 To: 10.31.2023 / Totals For Drawer F

FMSM	17	\$	151,691.73	\$	-	EF	\$	151,691.73
Transaction Total		\$	151,691.73					
Drawer Total		\$	151,691.73					

For Receipts / From: 10.01.2023 To: 10.31.2023 / Grand Totals for All Drawers

UBSC	3,137	\$	1,186,422.36	\$	2,566.28	\$	1,258,348.25
FMSC	20	\$	14,984.38	\$	-	\$	217,347.38
FMSM	169	\$	423,953.48	\$	-	\$	667.86
STSL	83	\$	2,695.00	\$	92.00	\$	151,691.73
Totals	3409	\$	1,628,055.22	\$	2,658.28	\$	1,628,055.22

LEGEND EXPLANATION

UBSC: Utility Billing FMSM: Fund Management
STSL: Sales Tax FMSC: Fund Management

Prepared by: LaTrenda Gainous Carroll, Customer Services Supervisor

NEW CUSTOMERS REPORT

AS OF OCTOBER 31, 2023

New Accounts Created as of October 1 - October 31, 2023

Account Number	Cycle	Billing Name	Location Code	Service Address	Account Start Date	Srv User Type
163026	1	BETTY PEREZ	163	958 E Jefferson St	2023-10-16	RI
539018	1	MIRANDA SAPP	539	106 S Duval St Apt A	2023-10-18	RI
566026	1	BANTAM BAY & COMPANY	566	19 N Madison St	2023-10-10	CI
647014	1	JOYCE ANDERSON	647	18 S Adams St	2023-10-23	CI
868013	1	JASON BORDWELL	868	357 N 8th St	2023-10-13	RI
1054016	1	PRINCESS PRIDE	1054	525 S Bellamy Dr	2023-10-03	RI
1096020	1	JOSE EFRIN CARRILLO	1096	1006 Pine Ave	2023-10-11	RI
1626013	1	ASHER BALLEW	1626	404 S Shelfer St	2023-10-27	CI
1662015	1	TONY GORDON	1662	1515 Florida Ave	2023-10-05	RI
1794015	1	CASSANDRA KENON	1794	213 W Clark St	2023-10-17	RI
2046033	1	DEVON MARTIN	2046	1409 Elm St	2023-10-17	RI
2090017	1	MICHELLE HICKSS	2090	1645 Hardin St	2023-10-10	RI
2563023	1	GOLDEN LEAF	2563	122 N Cleveland St A	2023-10-30	RI
2570031	1	TY'QUESHIA SKEETE	2570	122 N Cleveland St A	2023-10-17	CI
3404015	2	NORTH FLORIDA TRUCKI	3404	2008 Martin L.king J	2023-10-13	CI
3784018	2	JACQUELINE SMITH	3784	108 Green Rd	2023-10-05	RO
4318028	2	QUIANA CAMPBELL	4318	24587 Blue Star Hwy	2023-10-27	RO
4456027	2	GADSDEN ARMS APARTME	4456	427 S Stewart St Apt	2023-10-17	RI
4524023	2	GADSDEN ARMS APARTME	4524	427 S Stewart St Apt	2023-10-17	RI
4561023	2	RODREKA HARRISON	4561	Gadsden Arms Apt. #	2023-10-05	CI
4695014	2	CATHERINE GUSTAFSON	4695	303 S 10th St	2023-10-27	RI RI
5264015	2	TRACY WRIGHT	5264	200 Greenwood Cir Ap	2023-10-05	RO
5733009	2	KATRINA WHITE	5733	635 Strong Rd Apt 73	2023-10-16	RO
6328008	2	DOMINICA CARTER	6328	405 Strong Rd 3b	2023-10-11	RO
6629021	1	ARBOR CREST HOUSING	6629	64 N Cleveland St-bl	2023-10-27	RI

New Accounts Created as of October 1 - October 31, 2023

Account Number	Cycle	Billing Name	Location Code	Service Address	Account Start Date	Srv User Type
6683010	1	SHAWNETTE HOWARD	6683	64 N Cleveland St Ap	2023-10-26	RI
6688016	1	ARBOR CREST APARTMEN	6688	64 N Cleveland St Ap	2023-10-25	CI
6698024	1	ARBOR CREST HOUSING	6698	64 N Cleveland St Ap	2023-10-25	RI
6707019	2	DIONNA FAULK	6707	64 N Cleveland St Ap	2023-10-04	RI
6744011	1	CHRISTINA HOVER	6744	64 N Cleveland St Ap	2023-10-03	RI
6834027	1	SHAKYAH GREENE	683	443 N Adams St	2023-10-26	RI
8215014	1	DEBBIE REED	8215	64 N Cleveland St Bl	2023-10-16	RI
8230015	1	ARBOR CREST HOUSING	8230	64 N Cleveland St Ap	2023-10-31	RI
8269010	2	FREDDIE ANDREWS	8269	952 E Jefferson St	2023-10-09	RI
8645001	1	MARTHA'S TACOS	8645	227 E Jefferson St B	2023-10-14	CI

Total New Customers: 35

CI = Commercial
RI & RO = Residential

Prepared by: LaTrenda Gainous Carroll, Customer Services Supervisor

ARREARS REPORT

AS OF OCTOBER 31, 2023

**City of Quincy - Arrears Report
For the Four Months Ended October 2023**

Account Number	30_Day 10.31.2023	60_Day 09.30.2023	90_Day 08.31.2023	Balance	Legend
RESIDENTIAL - CYCLE 1					
1946025	\$ 292.98	\$ 345.30	\$ 2,129.01	\$ 2,767.29	PP
2203015	\$ 574.48	\$ 448.48	\$ 1,585.94	\$ 2,608.90	PP
292013	\$ 448.70	\$ 519.99	\$ 1,218.58	\$ 2,187.27	PP
56670556	\$ 266.24	\$ 266.95	\$ 1,631.13	\$ 2,164.32	UO
2471034	\$ 722.90	\$ 691.92	\$ 641.33	\$ 2,056.15	PP
376015	\$ 1,101.73	\$ 334.84	\$ -	\$ 1,378.58	PP
1707024	\$ 366.84	\$ 288.48	\$ 500.41	\$ 1,155.73	PP
1560020	\$ 282.82	\$ 445.39	\$ 323.38	\$ 1,051.59	F
548013	\$ 91.56	\$ 93.40	\$ 866.51	\$ 1,051.47	UO
2467011	\$ 82.98	\$ 90.05	\$ 851.57	\$ 1,024.60	UO
324020	\$ 477.90	\$ 542.30	\$ -	\$ 1,020.20	UO
2181011	\$ 87.31	\$ 86.18	\$ 805.38	\$ 978.87	UO
5517014	\$ 218.36	\$ 226.45	\$ 474.80	\$ 919.61	UO
2026013	\$ 82.13	\$ 81.06	\$ 719.64	\$ 882.83	UO
1000013	\$ 645.88	\$ 208.84	\$ -	\$ 854.72	PP
310011	\$ 103.53	\$ 106.45	\$ 586.09	\$ 796.07	UO
2190033	\$ 283.63	\$ 225.73	\$ 241.18	\$ 750.54	UO
285016	\$ 275.86	\$ 276.91	\$ 183.43	\$ 720.95	PP
1971035	\$ 80.85	\$ 80.07	\$ 541.99	\$ 702.91	UO
1949033	\$ 80.85	\$ 79.73	\$ 536.05	\$ 696.63	UO
1216018	\$ 80.85	\$ 93.00	\$ 519.46	\$ 693.31	UO
4828016	\$ 184.60	\$ 192.55	\$ 272.05	\$ 649.20	PP
1784011	\$ 159.48	\$ 278.75	\$ 179.19	\$ 617.42	PP
316031	\$ 127.48	\$ 187.36	\$ 292.09	\$ 606.93	UO
2328023	\$ 80.85	\$ 79.73	\$ 396.27	\$ 556.85	UO
2226029	\$ 367.00	\$ 87.05	\$ 44.70	\$ 498.75	UO
2098011	\$ 94.65	\$ 116.94	\$ 242.40	\$ 453.99	UO
2147019	\$ 421.45	\$ -	\$ -	\$ 421.45	PP
1538012	\$ 400.28	\$ -	\$ -	\$ 400.28	PP
1833014	\$ 260.47	\$ 139.35	\$ -	\$ 399.82	PP
2299012	\$ 254.63	\$ 103.50	\$ -	\$ 358.13	PP
154014	\$ 667.42	\$ 106.53	\$ -	\$ 327.76	PP
1628024	\$ 296.05	\$ -	\$ -	\$ 296.05	UO
2454013	\$ 267.45	\$ 19.77	\$ -	\$ 287.22	NC

**City of Quincy - Arrears Report
For the Four Months Ended October 2023**

Account Number	30_Day 10.31.2023	60_Day 09.30.2023	90_Day 08.31.2023	Balance_	Legend
RESIDENTIAL - CYCLE 1					
5234002	\$ 239.94	\$ 33.84	-	\$ 261.69	NC
482006	\$ 236.93	-	-	\$ 236.93	AP
4501014	\$ 221.37	-	-	\$ 221.37	NC
5735018	\$ 208.34	-	-	\$ 208.34	NC
3219017	\$ 138.52	\$ 65.01	-	\$ 203.53	NC
481026	\$ 202.33	-	-	\$ 202.33	NC
3244012	\$ 154.92	\$ 46.55	-	\$ 201.47	NC
438015	\$ 200.45	-	-	\$ 200.45	NC
1010021	\$ 199.90	-	-	\$ 199.90	PP
125021	\$ 101.48	\$ 85.11	-	\$ 186.59	UO
2397023	\$ 183.62	\$ 82.53	-	\$ 163.90	NC
1927027	\$ 135.90	\$ 15.84	-	\$ 151.74	NC
4885010	\$ 55.05	\$ 79.99	-	\$ 135.04	NC
2229022	\$ 123.76	-	-	\$ 123.76	NC
2347021	\$ 121.20	-	-	\$ 121.20	NC
1962015	\$ 114.63	-	-	\$ 114.63	NC
738025	\$ 87.33	\$ 26.59	-	\$ 113.92	UO
3557003	\$ 108.58	-	-	\$ 108.58	NC
3650002	\$ 100.42	-	-	\$ 100.42	NC
3689016	\$ 100.00	-	-	\$ 100.00	NC
3731009	\$ 100.00	-	-	\$ 100.00	NC
2193029	\$ 97.47	-	-	\$ 97.47	NC
3209017	\$ 97.33	-	-	\$ 97.33	NC
32160010	\$ 95.01	-	-	\$ 95.01	NC
224019	\$ 93.49	-	-	\$ 93.49	NC
1884017	\$ 90.66	-	-	\$ 90.66	NC
242029	\$ 90.12	-	-	\$ 90.12	NC
3626020	\$ 89.59	-	-	\$ 89.59	NC
1342035	\$ 88.27	-	-	\$ 88.27	NC
146025	-	-	\$ 86.93	\$ 86.93	NC
3737016	\$ 84.63	-	-	\$ 84.63	NC
1973004	-	-	\$ 80.63	\$ 80.63	NC
1125020	\$ 77.94	-	-	\$ 77.94	NC
2426012	\$ 71.11	-	-	\$ 71.11	NC

**City of Quincy - Arrears Report
For the Four Months Ended October 2023**

Account Number	30_Day 10.31.2023	60_Day 09.30.2023	90_Day 08.31.2023	Balance	Legend
RESIDENTIAL - CYCLE 1					
5512002	\$ 19.41	\$ 18.59	\$ 31.41	\$ 69.41	NC
100031	\$ 66.68	\$ -	\$ -	\$ 66.68	NC
2067013	\$ 64.03	\$ -	\$ -	\$ 64.03	NC
305012	\$ 75.98	\$ 74.91	\$ -	\$ 59.85	NC
468013	\$ 52.09	\$ -	\$ -	\$ 52.09	NC
Total Amount Residential					
Cycle 1	\$ 14,618.67	\$ 7,372.01	\$ 15,981.55	\$ 37,247.42	
Percentage	39%	20%	43%	100%	
COMMERCIAL - CYCLE 1					
4613011	\$ 6,858.10	\$ 6,162.72	\$ 26,413.23	\$ 39,434.05	PP
4635012	\$ 5,006.17	\$ 4,434.53	\$ 10,004.73	\$ 19,445.43	PP
4633011	\$ 196.11	\$ 223.22	\$ 5,150.98	\$ 5,570.31	UO
5388002	\$ 5,064.36	\$ 287.05	\$ 508.40	\$ 5,532.00	UR
10004	\$ 1,139.61	\$ 1,556.63	\$ -	\$ 2,696.24	PP
3520001	\$ 842.10	\$ 1,025.85	\$ 609.59	\$ 2,477.54	PP
3421016	\$ 107.39	\$ 106.47	\$ 1,658.67	\$ 1,872.53	UO
3430001	\$ 391.54	\$ 415.66	\$ 903.19	\$ 1,710.39	PP
4674016	\$ 324.07	\$ 393.01	\$ -	\$ 717.08	PP
354015	\$ 250.76	\$ 199.53	\$ -	\$ 450.29	PP
356013	\$ 216.72	\$ 136.27	\$ -	\$ 352.99	NC
344016	\$ 195.16	\$ 152.08	\$ -	\$ 347.24	PP
52026	\$ 263.93	\$ -	\$ -	\$ 263.93	PP
2548011	\$ 228.46	\$ -	\$ -	\$ 228.46	NC
2558038	\$ 143.17	\$ -	\$ -	\$ 143.17	NC
3504002	\$ 110.31	\$ -	\$ -	\$ 110.31	NC
572025	\$ 85.52	\$ -	\$ -	\$ 85.52	NC
1139021	\$ 83.06	\$ -	\$ -	\$ 83.06	NC
474017	\$ 72.75	\$ -	\$ -	\$ 72.75	NC
Total Amount Commercial					
Cycle 1	\$ 21,579.29	\$ 15,093.02	\$ 45,248.79	\$ 81,593.29	
Percentage	26%	18%	55%	100%	

**City of Quincy - Arrears Report
For the Four Months Ended October 2023**

Account Number	30 Day		60 Day		90 Day		Balance	Legend
	10.31.2023	10.31.2023	09.30.2023	09.30.2023	08.31.2023	08.31.2023		
RESIDENTIAL - CYCLE 2								
6324007	\$ 472.73	\$ 401.26	\$ -	\$ -	\$ 2,967.50	\$ 3,841.49		
6460009	\$ 219.56	\$ 143.83	\$ -	\$ -	\$ 3,230.55	\$ 3,593.94		
2705012	\$ 559.64	\$ 319.30	\$ -	\$ -	\$ 2,393.35	\$ 3,272.29		
4992005	\$ 150.99	\$ 141.64	\$ -	\$ -	\$ 2,817.23	\$ 3,109.86		
2716011	\$ 353.84	\$ 270.55	\$ -	\$ -	\$ 2,805.71	\$ 2,958.77		
5713013	\$ 219.52	\$ 168.04	\$ -	\$ -	\$ 2,092.59	\$ 2,480.15		
5459008	\$ -	\$ -	\$ -	\$ -	\$ 2,308.05	\$ 2,308.05		
5784010	\$ 79.73	\$ 79.73	\$ -	\$ -	\$ 1,657.37	\$ 1,816.83		
3037020	\$ 132.18	\$ 133.62	\$ -	\$ -	\$ 1,527.22	\$ 1,793.02		
4453023	\$ 230.32	\$ 251.21	\$ -	\$ -	\$ 1,209.10	\$ 1,690.63		
5768001	\$ 31.66	\$ 32.07	\$ -	\$ -	\$ 1,360.41	\$ 1,424.14		
2946037	\$ 85.11	\$ 85.11	\$ -	\$ -	\$ 1,075.14	\$ 1,245.36		
5258011	\$ 62.55	\$ 62.55	\$ -	\$ -	\$ 1,108.82	\$ 1,233.92		
4519019	\$ 237.03	\$ 188.44	\$ -	\$ -	\$ 766.22	\$ 1,191.69		
2980018	\$ 438.00	\$ 473.40	\$ -	\$ -	\$ 189.69	\$ 1,101.09		
4963009	\$ 23.11	\$ 23.11	\$ -	\$ -	\$ 1,003.92	\$ 1,050.14		
6405001	\$ 274.39	\$ 184.85	\$ -	\$ -	\$ 447.48	\$ 906.72		
6315007	\$ 229.29	\$ 197.69	\$ -	\$ -	\$ 317.88	\$ 744.86		
3138011	\$ 714.31	\$ -	\$ -	\$ -	\$ -	\$ 714.31		
2989016	\$ 439.83	\$ 204.40	\$ -	\$ -	\$ -	\$ 644.23		
3384016	\$ 272.77	\$ 222.69	\$ -	\$ -	\$ 140.13	\$ 635.59		
3554001	\$ 6.15	\$ 6.15	\$ -	\$ -	\$ 570.71	\$ 583.01		
2699011	\$ 164.98	\$ 147.78	\$ -	\$ -	\$ 216.07	\$ 528.83		
1554030	\$ 300.53	\$ 224.22	\$ -	\$ -	\$ -	\$ 524.75		
3347006	\$ 143.73	\$ 157.73	\$ -	\$ -	\$ 177.36	\$ 478.82		
424003	\$ 448.22	\$ -	\$ -	\$ -	\$ -	\$ 448.22		
995012	\$ 114.89	\$ 147.56	\$ -	\$ -	\$ 162.18	\$ 424.63		
060013	\$ 158.66	\$ 117.53	\$ -	\$ -	\$ 129.40	\$ 405.59		
540020	\$ 159.42	\$ 114.46	\$ -	\$ -	\$ 117.24	\$ 391.12		
704024	\$ 354.25	\$ 20.89	\$ -	\$ -	\$ -	\$ 375.14		
558034	\$ 77.40	\$ 77.40	\$ -	\$ -	\$ 212.08	\$ 366.88		
286011	\$ 6.15	\$ 6.15	\$ -	\$ -	\$ 351.93	\$ 364.23		
548021	\$ 204.08	\$ 149.40	\$ -	\$ -	\$ -	\$ 353.48		
322002	\$ -	\$ -	\$ -	\$ -	\$ 347.81	\$ 347.81		

City of Quincy - Arrears Report
For the Four Months Ended October 2023

Account Number	30 Day 10.31.2023	60 Day 09.30.2023	90 Day 08.31.2023	Balance	Legend
RESIDENTIAL - CYCLE 2					
3912012	\$ 36.58	\$ 30.09	\$ 251.83	\$ 318.50	
2608012	\$ 209.59	\$ 84.12	\$ -	\$ 293.71	
5947004	\$ 94.16	\$ 94.04	\$ 95.72	\$ 283.92	
4668031	\$ 280.56	\$ -	\$ -	\$ 280.56	
4146010	\$ 156.06	\$ 122.87	\$ -	\$ 278.93	
5867006	\$ 268.53	\$ -	\$ -	\$ 268.53	
6339004	\$ 210.53	\$ 57.47	\$ -	\$ 268.00	
5675010	\$ 242.74	\$ -	\$ -	\$ 242.74	
2745022	\$ 218.95	\$ 17.07	\$ -	\$ 236.02	
2725012	\$ 237.99	\$ -	\$ -	\$ 231.79	
2588032	\$ 174.28	\$ 41.90	\$ -	\$ 216.18	
5698009	\$ 188.63	\$ 20.43	\$ -	\$ 209.06	
4608032	\$ 178.38	\$ 27.55	\$ -	\$ 205.93	
5459009	\$ 173.03	\$ -	\$ -	\$ 173.03	
4497020	\$ 49.85	\$ 18.79	\$ 81.21	\$ 149.85	
3340014	\$ 146.81	\$ -	\$ -	\$ 146.81	
4614031	\$ 145.05	\$ -	\$ -	\$ 145.05	
3136013	\$ 143.06	\$ -	\$ -	\$ 143.06	
4598022	\$ 19.98	\$ 81.99	\$ 32.17	\$ 134.14	
6565009	\$ 127.72	\$ -	\$ -	\$ 127.72	
3439013	\$ 117.37	\$ -	\$ -	\$ 117.37	
3169013	\$ 103.02	\$ 24.31	\$ -	\$ 115.44	
4516019	\$ 113.62	\$ -	\$ -	\$ 113.62	
3880012	\$ 146.51	\$ -	\$ -	\$ 109.30	
5742010	\$ 108.74	\$ -	\$ -	\$ 108.74	
4607030	\$ 105.05	\$ -	\$ -	\$ 105.05	
6570006	\$ 103.55	\$ -	\$ -	\$ 103.55	
5735007	\$ 100.72	\$ -	\$ -	\$ 100.72	
5692009	\$ 100.00	\$ -	\$ -	\$ 100.00	
4506022	\$ 99.90	\$ -	\$ -	\$ 99.90	
6558004	\$ 15.86	\$ 15.86	\$ 67.88	\$ 99.60	
2678012	\$ 97.50	\$ -	\$ -	\$ 97.50	
8640001	\$ 13.05	\$ 13.05	\$ 70.21	\$ 96.31	
3304012	\$ 25.00	\$ -	\$ 84.15	\$ 91.28	



This October, clients will receive two statements due to system upgrades. The second statement covers a partial month of transactions. Regular statements will resume in November. We apologize for any inconvenience.

CITY OF QUINCY
 SMART GRID CONSTRUCTION ACCOUNT
 404 W JEFFERSON ST
 QUINCY FL 32351-2328
 Date 10/31/23 Primary Account XXXXXXXX6711 Page 1

CHECKING ACCOUNT

BUSINESS CHECKING + INTEREST		Images	0
Account Number	XXXXXXXX6711	Statement Dates 10/23/23 thru 10/31/23	9
Previous Balance	1,055,939.01	Days in this Statement Period	1,105,939.01
Deposits/Credits	.00	Avg Ledger Balance	1,105,939.01
Checks/Debits	.00	Avg Collected Balance	1,105,939.01
Service Charges	.00	2023 Interest Paid	1,131.37
Interest Paid	.00		
Ending Balance	1,055,939.01		

DAILY BALANCE INFORMATION

Date 10/23
 Balance 1,055,939.01

-----END OF STATEMENT-----

	\$			
	\$	529,586.80		General Ledger Balance, 10/31/2023
				Account analysis charge
				Interest Income
	\$	529,586.80		General Ledger Balance, 10/31/2023
	\$	529,586.80		Reconciled Balance, 10/31/2023
	\$	529,586.80		Bank Statement Balance, 10/31/2023
	\$	-		Difference

*** CHECKING *** 1408 PAL BOS MA, NI
 ACCOUNT NUMBER 060219679
 PREVIOUS STATEMENT BALANCE AS OF 09/30/23 507,433.11
 PLUS 1 DEPOSITS AND OTHER CREDITS 1,703.66
 LESS 0 CHECKS AND OTHER DEBITS00
 CURRENT STATEMENT BALANCE AS OF 10/31/23 529,586.80
 NUMBER OF DAYS IN THIS STATEMENT PERIOD 31