



404 West Jefferson Street
Quincy, Florida 32351
www.myquincy.net

Regular City Commission Meeting

Tuesday, April 23, 2024
6:00 PM

City Hall Commission Chamber

City Commissioners

Mayor Freida Bass-Prieto – District IV
Mayor Pro-Tem Angela G. Sapp – District II
Commissioner Dr. Robin Wood – District I
Commissioner Ronte R. Harris – District III
Commissioner Dr. Beverly A. Nash – District V

"An All-American City in the Heart of Florida's Future"



City Commission Meeting
Tuesday, April 23, 2024
6: 00 PM
City Hall
Commission Chamber

AGENDA

Call to Order

Invocation

Janella Hall, Pastor of The Open Door Church of the Lord Jesus Christ, Quincy, FL

Pledge of Allegiance

Roll Call

Approval of Agenda

Proclamation

None

Special Presentation

1. Blue Line Solutions – Speed Study
 - Robert Nixon, City Manager
 - Carlos A. Hill, Acting Chief of Police
 - Joseph Davis, Blue Line Solutions

Items for Consent by the Commission

2. Approval of the Regular Commission Meeting Minutes of March 26, 2024
 - Janice Shackelford, City Clerk
3. Approval of November 2023 Financials
 - Robert Nixon, City Manager
 - Amanda Matthews, Sr. Accountant
4. Approval of December 2023 Financials

- Robert Nixon, City Manager
 - Amanda Matthews, Sr. Accountant
5. Approval of January 2024 Financials
 - Robert Nixon, City Manager
 - Amanda Matthews, Sr. Accountant
 6. Approval of February 2024 Financials
 - Robert Nixon, City Manager
 - Amanda Matthews, Sr. Accountant

COMMENTS FROM THE AUDIENCE (3 Minute Limit)

Public Hearings and Ordinances as Scheduled or Agendaed

None

Public Opportunity to Speak on Commission Propositions – (Pursuant to Sec. 286.0114, Florida Statute and subject to the limitations of Sec. 286.0114(3)(a), Florida Statute)

Resolutions

7. Resolution 1461-2024, Approval of Gadsden County High School Annual Junior/Senior Prom Temporary Road Closure
 - Robert Nixon, City Manager
 - Carlos A. Hill, Acting Chief of Police

Reports, Requests, and Communications by the City Manager

8. Approval of Duke Energy Transmission Service Agreement
 - Robert Nixon, City Manager
 - Richard Ash, Utilities Director
9. City of Quincy and Gadsden County Interlocal Fire and Rescue Service Agreement Discussion
 - Robert Nixon, City Manager
 - Anthony Baker, Fire Chief
 - Gary A. Baker, City Attorney
10. Smart Grid Update
 - Robert Nixon, City Manager
 - Stephen Gauss, IT Consultant
11. Code Enforcement Update
 - Robert Nixon, City Manager

- Donny Young, Code Enforcement Officer
- Sylvester Robinson, Code Enforcement Officer

Reports by Boards and Committees

None

Other Items Requested to be Agendaed by Commission Member(s), the City Manager and Other City Officials

12. MLK Track Field Discussion
 - Robert Nixon, City Manager
13. King Street Pool Discussion
 - Robert Nixon, City Manager
14. Procedures for the Sale of the City of Quincy Own Property to private individuals and private owned companies/organizations
 - Robert Nixon, City Manager

Comments

- City Manager
- City Clerk
- City Attorney
- Commission Members

Adjournment

Title XIX: PUBLIC BUSINESS - Chapter 286 - PUBLIC BUSINESS: MISCELLANEOUS PROVISIONS - **SECTION 0105 - Notices of meetings and hearings must advise that a record is required to appeal.**

286.0105 - Notices of meetings and hearings must advise that a record is required to appeal. Each board, commission, or agency of this state or of any political subdivision thereof shall include in the notice of any meeting or hearing if notice of the meeting or hearing is required, of such board, commission, or agency, conspicuously on such notice, the advice that, if a person decides to appeal any decision made by the board, agency, or commission with respect to any matter considered at such meeting or hearing.

Items for Consent by the Commission

Approval of the
Regular Commission
Meeting Minutes of
March 26, 2024

CITY COMMISSION
Tuesday, March 26, 2024
6:00 P.M. (Eastern)

REGULAR MEETING
QUINCY, FLORIDA 32351

CITY COMMISSION REGULAR MEETING MINUTES

The City of Quincy City Commission met in a regular in-person meeting on Tuesday, March 26, 2024, with **Mayor Freida Bass-Prieto** opening the meeting up and the following Commissioners present:

Mayor Pro-Tem Angela G. Sapp
Commissioner Dr. Robin Wood
Commissioner Ronte R. Harris
Commissioner Dr. Beverly A. Nash

City Staff and Guests:

Robert Nixon, City Manager
Gary A. Roberts, City Attorney
Wanda Albert, Acting City Clerk
Glendon Robinson, Asst. Acting Police of Chief
Amanda Matthews, Senior Accountant
Reginald Bell, Public Works Director
Richard Ash, Utility Director
Anthony Baker, Fire Chief
Stacey Hannigon, Human Resources and Risk Management Director
Stephen Gauss, IT Contractor
Jim Southerland Sr., WQTN-13 Administrator

The regular in-person meeting was recorded and held in accordance with Florida Sunshine Law. (Note: Digital formatted documents/media are public records.)

Called to Order

Mayor Bass-Prieto called the Regular Commission meeting to order at 6:00 pm. Jessica Ford, Pastor of St. James AME Church, Quincy, FL provided an invocation followed by the pledge of allegiance. Mayor Bass-Prieto requested a roll call.

Approval of Agenda

Commissioner Harris offered a motion to approve the amended agenda as printed.

Mayor Pro-Tem Sapp seconded the motion.

Commissioner	Vote
Mayor Bass-Prieto	Yes
Mayor Pro-Tem Sapp	Yes
Commissioner Wood	Yes

Commissioner Harris	Yes
Commissioner Nash	Yes

The Motion Carried 5 to 0.

Proclamations

None

Special Presentation

None

Items for Consent by the Commission

1. Approval of the Regular Commission Meeting Minutes of February 27, 2024
 - Janice Shackelford, City Clerk

2. Approval of the Special Meeting Minutes of March 14, 2024
 - Janice Shackelford, City Clerk

Summary of the Discussion by Staff and the Commission

Commissioner Harris offered a motion to approve the items for consent by the commission.

Mayor Pro-Tem Sapp seconded the motion.

Commissioner	Vote
Mayor Bass-Prieto	Yes
Mayor Pro-Tem Sapp	Yes
Commissioner Wood	Yes
Commissioner Harris	Yes
Commissioner Nash	Yes

The Motion Carried 5 to 0.

COMMENTS FROM THE AUDIENCE

Regina Davis, 315 West Washington Street, Quincy, FL made the following comments.

- Stated that the flag should be higher than the other flags. Stated that the flag post needs replacing.
- Stated that she would like to know if there was a report on lawsuits that would provide a brief synopsis, status, date of complaint and amount spent on attorney fees.
- Stated that she is unaware how the funds in the attorney line item are being used and if the money spent is over or under budget.

Rolanda Jackson, 2480 Bainbridge Hwy, Quincy, FL, made the following comments.

- Stated that the spring break camp did give a few kids something to do.
- Asked if the city is planning a summer camp.
- Stated that Ms. Moyer summer camp can only accommodate a certain number of children.
- Stated that a flyer advertising summer camp should be out because last year many people did not know about the camp.
- Stated that she believed that the utilities director was not feeling having the solar field inspected. Stated that she is doing more research on the matter, however it seems that the utilities department would be taken over. Stated that she knows it's not a bad intent, but thanked the commission who was present that demanded more.
- Asked the commission to stand strong on the fire contract and make demands on what the county pays the city. Stated that she has some interest in each district to say this. Stated that the City of Quincy owns the fire department.

Public Hearings and Ordinances as Scheduled or Agendaed

3. Ordinance 1147-2024 – Police & Fire Pension Plan Proposed – First reading.
 - Robert Nixon, City Manager
 - Gary A. Roberts, City Attorney

Summary of the Discussion by Staff and the Commission

Mayor Pro-Tem Sapp offered a motion to read by title only Ordinance 1147-2024.

Commissioner Harris seconded the motion.

Mayor Bass-Prieto instructed the city clerk to poll the commission.

Commissioner	Vote
Mayor Bass-Prieto	Yes
Mayor Pro-Tem Sapp	Yes
Commissioner Wood	Yes
Commissioner Harris	Yes
Commissioner Nash	Yes

The Motion Carried 5 to 0.

City Clerk read by title only Ordinance 1147-2024.

AN ORDINANCE OF THE CITY OF QUINCY, FLORIDA PROVIDING FOR THE AMENDMENT OF CHAPTER 54, ARTICLE III, OF THE CODE OF ORDINANCES OF THE CITY QUINCY, FLORIDA, REGARDING TO THE CITY OF QUINCY MUNICIPAL POLICE OFFICERS' AND FIREFIGHTERS' RETIREMENT PLAN; AMENDING SECTION 54-59, TO IMPLEMENT THE CONCLUSIVE CANCER PRESUMPTION ESTABLISHED BY SECTION 112.1816, FLA. STAT., AND THE REBUTTABLE DISEASE PRESUMPTIONS UNDER SECTIONS 112.18, 112.181 AND 175.231, FLA. STAT.; BY AMENDING SECTION 54-

59; AMENDING SECTION 54-61 TO EXTEND THE TERM OF SERVICE OF TRUSTEES FROM TWO TO FOUR YEARS; PROVIDING FOR THE REPEAL OF ANY ORDINANCE OR PARTS THEREOF IN CONFLICT HEREWITH; PROVIDING FOR SEVERABILITY; AND PROVIDING FOR AN EFFECTIVE DATE.

Mayor Bass-Prieto stated that this is a public hearing on Ordinance 1147-2024.

Mayor Bass-Prieto asked if there was anyone from the audience that would like to speak on Ordinance 1147-2024.

Mayor Bass-Prieto closed the public hearing.

City Attorney Roberts stated that the pension board attorney informed him that the city's ordinance related to the fire fighter and police pension is not in compliance with state law.

City Attorney Roberts stated that the ordinance brings the city into compliance.

City Attorney Roberts stated that the legislation recognize that fire fighters and police officers are at greater risk of getting cancer.

City Attorney Roberts stated that board members will serve 4 years instead of 2 years.

Mayor Bass-Prieto turned over Ordinance 1147-2024 to the commission for consideration.

Commissioner Harris offered a motion to approve Ordinance 1147-2024 on first reading.

Mayor Pro-Tem Sapp seconded the motion.

Mayor Bass-Prieto instructed the city clerk to poll the commission.

Commissioner	Vote
Mayor Bass-Prieto	Yes
Mayor Pro-Tem Sapp	Yes
Commissioner Wood	Yes
Commissioner Harris	Yes
Commissioner Nash	Yes

The Motion Carried 5 to 0.

Public Opportunity to Speak on Commission Propositions – (Pursuant to Sec. 286.0114, Fla. Stat. and subject to the limitations of Sec. 286.0114(3)(a), Fla. Stat)

None

Resolutions

None

Reports, Requests, and Communications by the City Manager

None

Reports by Boards and Committees

None

Other Items Requested to Be Agendaed by Commission Member(s), the City Manager, and Other City Officials

4. MLK Track Property Discussion
 - Robert Nixon, City Manager
5. City of Quincy and Gadsden County Fire Contract
 - Robert Nixon, City Manager

Summary of the Presentation and Discussion by Staff and the Commission

Agenda Item #4 MLK Track Property Discussion

City Manager Nixon stated that he met with the county administrator and the county economic development person regarding using funds to develop within the City of Quincy limits.

City Manager Nixon stated that the track field has been identified to accommodate a center for a boys and girls, an indoor pool, and still maintain room for a track field.

City Manager Nixon stated that the King Street Pool has reached its limit and will be closed for good.

City Manager Nixon stated that in a discussion with residents living around the track field, they voice their concerns on what they would like to see done with the property.

City Manager Nixon stated that the county would need developmental control over the track field property.

City Manager Nixon stated that developmental control would be a long shot, however the property would still be owned by the City of Quincy.

City Manager Nixon stated that the property would remain in the ownership of the City of Quincy to include all new amenities.

City Manager Nixon stated that he would like to engage the commission's thoughts on this process.

City Manager Nixon stated that it is important that we engage the community.

City Manager Nixon stated that he would like to get the commission thoughts.

City Manager Nixon stated that he would also like to engage the mayor pro-tem because it is her district.

City Manager Nixon stated that the residents in the area felt slighted regarding the process.

City Manager Nixon stated that this project would address several issues.

Mayor Pro-Tem Sapp stated that since being on the commission the King Street Pool has always been in the for front in her mind because of the children.

Mayor Pro-Tem Sapp stated that since being a part of the commission a considerable amount of talk has been about the intent of the track field and possible use to extend the cemetery.

Mayor Pro-Tem Sapp stated that it's going to take a meeting with more than a handful of citizens to discuss the track field usage.

Mayor Pro-Tem Sapp stated that she would like to see growth outside the neighborhoods and more diversity.

Mayor Pro-Tem Sapp stated that she wants a boys and girls club where the children can go, however, planning strategically must be considered.

Commissioner Harris agreed with the mayor pro-tem about the consistency in planning.

Commissioner Harris questioned what developmental control and long plan would look like.

Commissioner Harris stated that he understands the mayor's pro-tem concerns about the traffic flow and the effect this would have in the neighborhood.

Commissioner Nash questioned what happened to the \$80,000 raised for the boys and girls club.

Commissioner Nash stated that a comprehensive plan is needed.

Commissioner Nash also stated that she has property available in district 5 at the soft ball field.

Commissioner Nash stated that she needs answers on what happened to the money raised and the original plans for the boys and girls club.

Commissioner Wood questioned the status of the school.

Commissioner Wood questioned if we are putting the cart before the horse.

Commissioner Wood stated that if there has not been a firm decision on where the school will be and there's talk about where to house the boys' and girls' facility, what if the decision is made to build the school on the track field.

Commissioner Wood stated that she's a little conflicted.

Commissioner Wood stated that the last she heard was that residents did not want a boys and girls club or a school in their neighborhood.

Commissioner Wood stated that she does like the idea of an indoor pool.

Mayor Bass-Prieto echoed Commissioner Wood's comments.

Mayor Bass-Prieto stated that no one asked the citizens where they would like to see a boys and girls club and a new school.

Mayor Bass-Prieto stated that she would like to have a town hall meeting that would involve citizens and the school superintendent.

Mayor Pro-Tem Sapp thanked her colleagues for their thoughts.

Mayor Pro-Tem Sapp stated that the district is not the safest place to be but does not want a sleepy neighborhood.

Mayor Pro-Tem Sapp stated that we want our neighborhoods to be a safe place.

Mayor Pro-Tem Sapp stated that she would like to see a boys and girls club.

City Manager Nixon stated that he would like to arrange a community meeting with the mayor pro-tem and neighborhood residents.

City Manager Nixon stated that he would obtain the details on the 3.6 million and the plans for the boys and girls club.

City Manager Nixon stated that he would bring back information to the commission.

Mayor Pro-Tem Sapp stated that a flyer should be given out to the residents in anticipation of the community meeting.

Agenda Item #5 City of Quincy and the Gadsden County Fire Contract Discussion

City Manager Nixon stated that there are a few issues which need to be addressed.

City Manager Nixon stated that the contract issue has not been resolved.

City Manager Nixon stated that the initial contract was inadequate although it represented a \$150,000 increase.

City Manager Nixon stated that a decision is necessary because the city still provide service to Gadsden County.

City Manager Nixon stated that some funds have been received based on the previous contract.

City Manager Nixon stated that he's looking for direction.

City Manager Nixon suggested a one-year contract with continued negotiation.

Commissioner Harris stated that he's okay with the one-year agreement with continued conversation.

Commissioner Harris stated that he would like a cost analysis on just the city taking care of its own so that this information could be shared with the county and citizens.

Mayor Pro-Tem Sapp stated how important fighting fires are and that it could illuminate an entire community.

Mayor Pro-Tem Sapp stated that the one-year contract is a good idea.

Mayor Pro-Tem Sapp stated that it is time for the City of Quincy to stop taking care of the county's needs.

Commissioner Nash stated that she hates being used on citizens' money.

Commissioner Nash stated that it is time for individuals to pay their way and stop using the city.

Commissioner Nash stated that she will go with the dais on the one-year contract but does not like it.

Commissioner Nash stated that this is strictly business.

Commissioner Nash stated that the fire department is owned by the citizens.

Commissioner Nash stated that the citizens need full benefit of the fire operation.

Commissioner Nash stated that when anyone else other than citizens get to benefit from the operations we are being used.

Commissioner Nash stated that a clear message be sent to the county that those days are over.

Commissioner Wood questioned if the county provided a counteroffer.

City Manager Nixon stated that in his communications with the county budgetarily they were unable to accept the city's offer.

Commissioner Wood stated how it would look to the county of Gadsden if the city only served the citizens of the City of Quincy.

Commissioner Wood stated that she realizes that we are halfway through the fiscal year.

Commissioner Wood stated that she does not want the fire fighters to suffer.

Commissioner Wood stated that she also agrees to a one-year contract that ends in October 2024.

Commissioner Wood stated that the county needs to meet the city halfway.

Mayor Bass-Prieto stated that a joint meeting with the county should be held in the city hall.

Mayor Bass-Prieto stated that going forward the city should present a contract to the county and not the other way around.

Mayor Bass-Prieto suggested the commission look at what's going on in Tallahassee.

Mayor Bass-Prieto stated to stress to the county that we must pay our fire fighters a living wage.

Mayor Bass-Prieto stated that while we run away from a fire our fire fighters run to a fire and that requires a decent salary.

Mayor Bass-Prieto stated that she cares about the safety of everyone, however the citizens of Quincy come first.

Mayor Bass-Prieto reiterated the need for a joint workshop.

Commissioner Harris stated that there has been talk regarding the fire contract for some time.

Commissioner Harris stated that there is no way of recouping previous funds.

Commissioner Harris asked what happens if there are multiple fires going on at the same time.

Fire Chief Baker stated that the volunteers will come but there is also a mandatory call back list.

Fire Chief Baker stated that there are things in place to cover multiple events.

Comments

City Manager, Robert Nixon

- Thank you to the city staff, particularly the public works department, for making needed repairs and cleaning up all over the city and going very well.
- Stated that the spring break day camp that was held one day at Campbell Kelly due to the election and the rest of the week at the rec center. A total of 175 children participated.
- Thank you to those which sponsored food and their time to the spring break camp.
- Thanked the Gadsden County Head Start Pre-K program for doing Gave a shout out to Tyrone Davis owner of Direct Auto for providing a great event for our senior citizens relief day.
- Announced that City of Quincy Parks and Rec Summer Camp will begin accepting applications on April 8.
- Announced that there will be a community easter egg hunt on Saturday beginning at 10 am at Correy Field. Looking forward to giving kids a safe place to enjoy for the occasion.

- Thanked the commission for the dialog on the last two agenda items. Stated that it is time that decisions are made in the interest of our citizens.
- Thank you to the citizens who speak out and verbalize their opinion on their vision for the City of Quincy.

Acting City Clerk, Wanda Albert

No comments.

City Attorney Gary Roberts

- Announced that an executive session will occur at the scheduled meeting on the consolidated recall cases.

Commission

Commissioner Nash

- Thanked Commissioner Wood for the invitation to the BBQ held last Saturday.
- Stated that she participated in playing horseshoes at the track field on MLK. Stated that it was very energetic.
- Stated that a constituent called her and stated that they spent two days calling city hall and could not get anyone to the phone.
- Announced the townhall meeting for district 5 will be held on April 27 at 11 am at the rec center.

Mayor Pro-Tem Sapp

- Stated that Commissioner Nash's comments regarding having a good time playing horseshoes in district 2 are a prime example of the push back for the boys and girls club.
- Stated that District 2 is the best example for having a good time.
- Stated that she is not against having a good time, but respect should be given to those around.
- Stated that music should not be played loud for everyone to hear. Dogs shouldn't be running in the next-door neighbor's yard. Property should not look like a parking lot.
- Stated that she cannot find fault with public works department, which is doing the best they can.
- Stated that it is the neighborhood's fault.
- Stated that a boys and girls club is needed but at another location.
- Stated that there are elderly living in the neighborhood who are sick and have to endure the loud music.
- Stated that at the last concert Mr. Pride was picking up trash as soon as the music stopped, and the streets were restored back to the way found.
- Stated that there is some traffic coming into the neighborhood that must get out before more comes.
- Stated that she wants follow-up on the lawsuits.
- Asked about summer youth employment.

City Manager Nixon stated that the staff is prepared.

- Stated that her purpose is to improve Quincy and watch it grow.
- Thanked her colleagues for their conversations tonight.
- Looking forward to workshops being planned on how to grow Quincy.

Commissioner Harris

- Thank you public works department for doing an awesome job on Valley Drive.
- Stated that code enforcement is given a hard time. Is there a system in place that would track code enforcement complaints?
- Stated that this would allow for a paper trail.

Mayor Pro-Tem Sapp stated that the commission received a list by districts that tracks a complaint and the next step until the complaint is resolved.

City Manager Nixon stated that code enforcement is not the police.

City Manager Nixon stated that code enforcement must gather and document information before sending it to the magistrate.

City Manager Nixon stated that the problem is the not having a magistrate.

City Manager Nixon stated that a magistrate has been identified and will start holding hearings soon and enforcing fines.

Commissioner Wood

- Closing out women history month by honoring Shirley Chisholm. Stated that she was the first black women to serve in congress.
- Stated how honored she is serving on the dais with women.
- Thank you to everyone who spoke and provided suggestions and opinions.
- Thank you to everyone for showing up to the BBQ and answers event. Enjoyed talking one-on-one with constituents.
- Shout to my husband for preparing the BBQ.
- Thank you to Jarvis Rittman, Pat and Gail Faison, daughter, and sister-in-love Marilyn for assisting in the event.
- Thank you to Commissioner Nash for dropping in at the BBQ.
- Stated that she is already working with the city manager and QPD to address some concerns and plan to get with code enforcement on some issues.
- Stated how concerned she is about the rundown houses in district 1. Some of the constituents are complaining that homeowners allow dumping on their property and keep it unkept.
- Stated that the concert at Tanyard Creek was a beautiful event. Did not see anyone out of order. QPD did a good job keeping the concert goers secure.
- Thank you to the public works department for cleaning up after the concert.
- Congrats to parks and rec on having the spring break camp. Enjoyed looking at the pictures posted on Facebook.
- Stated that the city is posting a lot of information on the city's Facebook page and on the tv screen in city hall.
- Stated how pleased she is knowing that QPD is doing something about the loud motorcycles riding through neighborhoods speeding and running stop signs.

- Stated that riders must obey the law while riding these motorcycles. Parents, please encourage your child to ride within the law.
- Thank you, Ms. Davis, for bringing up the status of lawsuits. Citizens do want to know. Appreciate the city attorney for providing updates to the commission.
- Thank you to Mr. Bell and staff for assisting in her BBQ event.
- Asked drivers to slow down on the road and residents to take care of their neighborhood. Nobody wants to live next door to a home that has trash in the yard.

Mayor Bass-Prieto

- Asked that each commissioner email madam clerk with their availability.
- Stated that there are several workshops that need to be scheduled.
- Stated that the bill regarding utilities did not pass during this past legislative session will come back and strongly suggest that the City of Quincy begin running its utilities department like a business and work out lowering transfers.
- Stated that the returns in the FLCLASS account are doing very well as opposed to the monies in interest bearing accounts (smart grid).
- Stated that there is a need for a workshop to discuss how to get more interest in the bank accounts.
- Stated that the country is experiencing inflation.
- Stated that the customer base has not grown.
- Stated that there is a need to increase our customer base and a need to grow.
- Stated that the city cannot wait for a legislative appropriation or a grant.
- Encourage her colleagues to work together to move the city forward.
- Stated that let's plan to move forward.
- Stated that the concert and PorchFest were awesome.
- Thank you to Mainstreet, County and City Public Works Department for making sure the streets were clean after each event.
- Stated that the streets looked good Sunday morning.
- Stated that last year the city utility department celebrated 100 years. Stated that we should highlight this milestone.
- Stated that she played Shirley Chisholm in a mock election in the 6th grade.
- Thanked all the women who fought hard for women rights.
- Asked what Quincy residents are called. Suggested having a contest for naming residents living in Quincy.
- Thanked Public Works Director Reggie Bell and the county for repairing a black hole in her back yard.
- Stated that every department that has been to her home has been very professional.
- Wished everyone a happy easter. Drive responsible.

Denise Hannah stated that events held in her neighborhood are not fun because the residents live with the traffic and noise.

Denise Hannah stated that while it may be fun tragedy can occur.

The adjournment was motioned by Mayor pro-Tem Sapp and seconded by Commissioner Harris at 8:35pm.

Please Note: The City Commission places the official copies of Commission Meeting Minutes on file with the City Clerk's Office upon approval.

Submitted by Janice Shackelford, City Clerk

APPROVED:

Freida Bass-Prieto, Mayor, and
Presiding Officer of the City
Commission and of the City of
Quincy, Florida

ATTEST:

Janice Shackelford, City Clerk per
Clerk of the of Quincy, Florida
Clerk of the City Commission thereof

Approval of November 2023 Financials

CITY OF QUINCY, FL FINANCIAL STATEMENTS

THE TWO MONTHS ENDED NOVEMBER 30, 2023



ABSTRACT

The City of Quincy is following the path of financial prudence to ensure the effective usage and management of the available assets and resources to meet the goals and objectives of the City's Commissioners and City Management. The attached financial statements and reports tell the story and highlight the path the City of Quincy is following...

Marcia Carty, MS, CPA, CFSM
Finance Director

FINANCIAL REPORTS

Prepared January 31, 2024

OVERVIEW OF THE FINANCIAL REPORTS

Overview of Monthly Financial Reports for **NOVEMBER 30, 2023**

By Finance Director Marcia Carty, CPA

For **THE TWO MONTHS ENDED NOVEMBER 30, 2023**, the following should be noted:

1. Gross operating revenues generated for the above period were \$5,476,582, with \$2,229,943 from the general fund and \$3,246,639 from the enterprise fund, representing 15.3% of the budget for the year, \$35,710,198.
2. Total operating expenses equaled \$5,095,003, of which \$1,556,625 was disbursed from governmental fund and \$3,538,378 from enterprise fund, representing 14.3% of total budget of \$35,710,198.
3. Net operating results for the City of Quincy were \$3891,579, with grants results netted to zero. Net results for governmental funds were a profit of \$673,318 and Enterprise Funds were (\$291,739).
4. November 2023 revenues were \$760,965 less than last year November 2022 and expenses are \$415,444 less than November 2022, with a net difference of \$345,521 less than prior year.
5. Projected revenues for the year ending 09/30/2024 is \$31,563,939, projected expenses of \$31,107,818, with a net expected income of \$456,120.
6. The debt service coverage rate is greater than 1.0; currently equaling 1.82 of modified operating income.
7. Grant budget is \$3,467,208 for both revenues and expenses. Actual revenues equal \$11,030 and expenses were \$11,030.
8. Cycle One number of bills decreased by 6, and estimated bills increased by 10. Utility billing decreased by \$193,333 for Cycle One, when compared to October 2023, and decreased by \$166,870 when compared to November 2022, due to consumption decrease.
9. Cycle Two number of bills increased by 1, and estimated bills decreased by 16. Utility billing decreased by \$50,513 when compared to October 2023 and decreased by \$43,282, when compared to November 2022, primarily due to consumption decrease.
10. Year-to-date, utility revenues for the month ended November 30, 2023, Electric Utility billing is \$935,365 or 32% less than the prior year, due to reduction in residential, commercial, and industrial utility sales. Actual revenues, year-to-date, are less than the budget by \$540,175 or 22%.
11. Monthly receipts collected by the Customer Service Division equaled \$2,073,449, which is \$445,394 than the prior month's receipts of 1,628,055. \$975,418 is directly related to Utility Billing payments.
12. There were 40 new accounts set up by the Customer Service Department.
13. The Arrears Report reflects an outstanding amount of \$186,716, which is an increase of \$8,142 from the prior month balance of \$178,574.
14. For November 2023, purchase power adjustment (fuel) rate adjustment increased by .00035, from .0095 in October 2023 to .0098 in November 2023.
15. The calculated Net Meter rate for November 2023 increased by .00143 from (.02591) to (.02448), when compared to October 2023.
16. Total disbursements approximated \$2.754 million, paid with 547 checks, NODs, and ACHs.
17. Budget transfers are being executed only as required to continue daily operations, and for the

month of November 2023, equaled \$27,000.

18. Year-to date as of November 2023, operating fixed asset purchases were \$203,970 or 16% budgeted amount of \$1,241,906), of which CRA actual capital outlay was \$197,916 and operating was \$6,046.
19. P-card purchases for the month of May 2023 were \$8,123.72. The \$1,500 threshold was exceeded by one department (with justification).

Items of Concern –

- Operating cash has decreased when compared to November 2022, by \$200,894
- Management of FEMA potential reimbursements is a priority and needs to be addressed with the FEMA consultant.
- Less revenues are being earned, and costs are being reduced as well.
- Staff and the consultant are preparing for the audit.

Highlight – Consideration should be extended to the amount of the transfers from the Enterprise funds to the General fund. The amounts should be reduced by at least \$300,000 monthly preliminarily. Billing rates need to be applied correctly, particularly with WastePro customers.

Conclusion – Cash management and grant maximization are the two strategic tools which should be implemented during this fiscal year, combined with strict adherence to purchasing policies. Purchase orders must be issued before invoices are created or obligations incurred in order to assist in achieving the fiscal viability goals of the City of Quincy, Florida.

Prepared by

Marcia G. Carty

Marcia G. Carty, CPA, CGFO
Municipal Financial Consultant

SUMMARY REPORT OF REVENUES AND EXPENSES
THE TWO MONTHS ENDED NOVEMBER 30, 2023

**CITY OF QUINCY, FLORIDA
SUMMARY REPORT OF REVENUES AND EXPENSES
FOR THE TWO MONTHS ENDED NOVEMBER 30, 2023**

ACCOUNT DESCRIPTION	FY 2024 OPERATING BUDGET	FY 2024 ONE MONTH YTD OPERATING ACTUAL	VARIANCE OF BUDGET VS ACTUAL	YTD % (8.3%)
GOVERNMENTAL REVENUES	\$12,292,726	\$2,229,943	-\$10,062,783	18.1%
GOVERNMENTAL FUNDS EXPENSES	-\$12,292,726	-\$1,556,625	\$10,736,101	-12.7%
NET GOVERNMENTAL FUND RESULTS	<u>\$0</u>	<u>\$673,318</u>	<u>\$673,318</u>	<u>5.5%</u>
TOTAL ENTERPRISE FUND REVENUES	\$23,417,472	\$3,246,639	-\$20,170,833	13.9%
TOTAL ENTERPRISE FUND EXPENSES	-\$23,417,472	-\$3,538,378	\$19,879,094	-15.1%
NET ENTERPRISE FUND RESULTS	<u>\$0</u>	<u>(\$291,739)</u>	<u>-\$291,739</u>	<u>-1.2%</u>
TOTAL OPERATING REVENUES	\$35,710,198	\$5,476,582	-\$30,233,616	15.3%
TOTAL OPERATING EXPENSES	-\$35,710,198	-\$5,095,003	\$30,615,195	-14.3%
NET TOTAL OPERATING RESULTS	<u>\$0</u>	<u>\$381,579</u>	<u>\$381,579</u>	<u>1.1%</u>
GRANT REVENUES	\$3,467,208	\$14,143	\$3,453,065	
GRANT EXPENSES	-\$3,467,208	-\$14,143	-\$3,453,065	
NET GRANT OPERATIONS	<u>\$0</u>	<u>\$0</u>	<u>\$0</u>	<u>0.0%</u>
CITYWIDE TOTAL REVENUES	\$39,177,406	\$5,490,725	-\$33,686,681	14.0%
CITYWIDE TOTAL EXPENSES	-\$39,177,406	-\$5,109,146	\$34,068,260	-13.0%
NET CITYWIDE TOTAL OPERATIONS	<u>\$0</u>	<u>\$381,579</u>	<u>\$381,579</u>	<u>1.0%</u>

**COMPARATIVE OPERATING ACTUAL
REVENUES/EXPENSES FOR THE ONE MONTH ENDED
NOVEMBER 30, 2023 & NOVEMBER 30, 2022**

CITY OF QUINCY, FLORIDA
COMPARATIVE OPERATING REVENUES AND EXPENSES
FOR THE TWO MONTHS ENDED NOVEMBER 30, 2023 VS NOVEMBER 30, 2022

	FY 2024 TWO MONTHS ENDED 11/30/2023 ACTUAL	FY 2023 TWO MONTHS ENDED 11/30/2022 ACTUAL	VARIANCE BETWEEN FY 2023 AND FY 2024	% OF VARIANCE
REVENUES				
Governmental	\$2,229,943	\$1,869,855	\$360,088	-47.3%
Enterprise	3,246,639	4,367,692	(1,121,053)	147.3%
Total Revenues	\$5,476,582	\$6,237,547	-\$760,965	100.0%
EXPENDITURES				
Personnel	\$1,201,323	\$1,319,513	(\$118,190)	15.5%
Contractual Services	263,723	420,301	(156,578)	20.6%
Professional Services	9,664	20,942	(11,278)	1.5%
Purchased Electric	916,109	1,294,825	(378,716)	49.8%
Purchased Gas	115,995	170,825	(54,830)	7.2%
Contingency/Reserves/ Parks & Facilities	8,243	2,163	6,080	-0.8%
Travel, Gas, Oil & Grease, Tires, Auto Parts & Rep	55,842	42,821	13,021	-1.7%
Telephone	22,114	23,126	(1,012)	0.1%
Utilities	65,395	80,659	(15,264)	2.0%
Community Services	0	0	0	0.0%
Commercial & Residential Refuse	245,351	0	245,351	-32.2%
Insurance - Property Liability	299,926	242,327	57,599	-7.6%
Rentals, Repair & Maintenance	49,308	20,410	28,898	-3.8%
Yard Tipping Cost	13,409	7,078	6,331	-0.8%
Other Operating Expenses	21,465	45,648	(24,183)	3.2%
Training & Software	10,670	18,839	(8,169)	1.1%
Office Supplies	2,499	3,584	(1,085)	0.1%
Operating Materials & Supplies	5,222	41,277	(36,055)	4.7%
Uniforms	6,198	33,611	(27,413)	3.6%
Athletic Supplies & Equipment	23,175	23,025	150	0.0%
Dues, Publications, Subscriptions & Memberships	33,723	22,471	11,252	-1.5%
Economic Environment & Development	0	400	(400)	0.1%
Other Operating Expenses - IT Support	49,470	31,992	17,478	-2.3%
CRA Operations & Projects	201,251	43,335	157,916	-20.8%
Capital Expenditures	6,054	55,653	(49,599)	6.5%
Aid to Private Organizations	15,000	51,000	(36,000)	4.7%
Debt Service - Principal and Interest	472,978	453,308	19,670	-2.6%
Transfers	886,260	914,613	(28,353)	3.7%
Business Activity - Enterprise	94,636	126,701	(32,065)	4.2%
Total Expenditures	5,095,003	5,510,447	(415,444)	54.6%
NET INCOME (LOSS)	\$381,579	\$727,100	-\$345,521	-90.6%

**PROJECTED OPERATING ACTUAL
REVENUES/EXPENSES FOR THE TWELVE MONTHS
ENDING SEPTEMBER 30, 2024**

**CITY OF QUINCY, FLORIDA
 PROEJCTED REVENUES AND EXPENSES
 FOR THE TWELVE MONTHS ENDING SEPTEMBER 30, 2024**

**FY 2024
 PROJECTED
 09/30/2024**

REVENUES

Governmental	\$11,110,113
Enterprise	20,453,826
Total Revenues	<u>\$31,563,939</u>

EXPENDITURES

Personnel	\$7,928,732
Contractual Services	\$1,582,338
Professional Services	\$57,984
Purchased Electric	\$6,046,319
Purchased Gas	\$695,970
Contingency/Reserves/ Parks & Facilities	\$49,458
Travel, Gas, Oil & Grease, Tires, Auto Parts & Repair	\$335,052
Telephone	\$132,684
Utilities	\$392,370
Community Services	\$15,000
Commercial & Residential Refuse	\$1,472,106
Insurance - Property Liability	\$1,799,556
Rentals, Repair & Maintenance	\$295,848
Yard Tipping Cost	\$160,908
Other Operating Expenses	\$128,790
Training & Software	\$64,020
Office Supplies	\$14,994
Operating Materials & Supplies	\$231,332
Uniforms	\$37,188
Athletic Supplies & Equipment	\$139,050
Dues, Publications, Subscriptions & Memberships	\$202,338
Economic Environment & Development	\$356,984
Other Operating Expenses - IT Support	\$296,820
CRA Operations & Projects	\$1,207,506
Capital Expenditures	\$36,324
Aid to Private Organizations	\$90,000
Debt Service - Principal and Interest	\$1,497,810
Transfers	\$5,272,557
Business Activity - Enterprise	<u>\$567,780</u>

Total Expenditures **31,107,818**

NET INCOME (LOSS) **\$456,120**

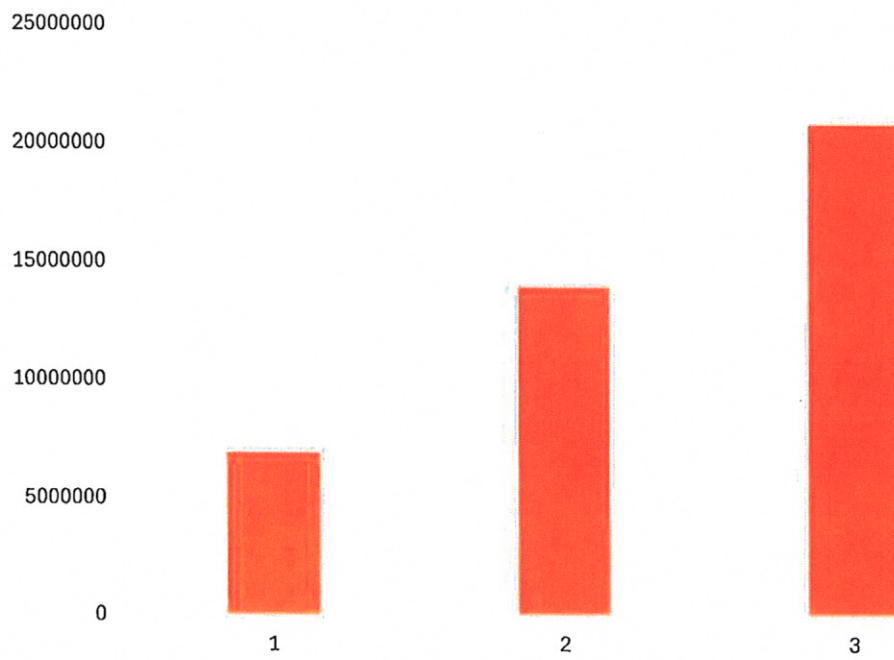
STATEMENT OF OPERATING REVENUES
THE TWO MONTHS ENDED NOVEMBER 30, 2023

CITY OF QUINCY, FL
REVENUES CHART FOR THE TWO MONTHS ENDED NOVEMBER 30, 2023

REVENUES

Governmental	\$2,229,943
Enterprise	3,246,639
Total Revenues	\$5,476,582

OPERATING REVENUES YTD 11/30/2023



CITY OF QUINCY, FL
OPERATING REVENUES FOR THE TWO (2) MONTHS ENDED NOVEMBER 30, 2023 - BUDGET TO ACTUAL

ACCOUNT_#	ACCOUNT DESCRIPTION	ADOPTED BUDGET 2024	2 MONTH YTD 2024	OVER_(UNDER) ADJUSTED BUDGET	16.7% YTD_%	PRIOR YTD 2023	PRIOR YTD 16.7% 2023
GOVERNMENTAL FUNDS							
	GEN FUND REV						
001-311-10000	CURRENT AD VALOREM TAX	1,987,282.00	784,841.00	1,202,440.71	39%	402,711.00	24%
001-312-41000	SALES-LOCAL OPTION GAS TAX	231,972.00	24,284.00	207,688.22	10%	23,143.00	9%
001-312-60000	LOCAL GOV INFRASTRUCTURE SURTA	834,604.00	146,116.00	688,488.34	18%	148,879.00	23%
001-314-80000	UTILITY SERVICE TAX - PROPANE	6,109.00	354.00	5,754.76	6%	775.00	8%
001-315-00000	COMMUNICATION SERVICES TAX	265,987.00	45,096.00	220,890.72	17%	43,158.00	17%
001-321-10000	PROFESSIONAL & OCCUPATION LICE	8,101.00	3,730.00	4,371.00	46%	4,512.00	18%
001-322-10000	PERMITS	228,282.00	97,911.00	130,371.27	43%	27,596.00	15%
001-329-10000	OTHER LICENSES, FEES & PERMITS	2,077.00	200.00	1,877.00	10%	375.00	22%
001-329-20000	ANIMAL REGISTRATION FEES	310.00	-	310.00	0%	-	0%
001-335-12000	STATE REVENUE SHARING PROCEEDS	440,533.00	71,972.00	368,560.54	16%	62,851.00	18%
001-335-14000	STATE - MOBILE HOME LICENSE	2,444.00	133.00	2,310.88	5%	116.00	4%
001-335-15000	STATE - ALCOHOLIC BEVERAGE LIC	14,895.00	2,869.00	12,026.18	19%	2,264.00	56%
001-335-17000	STATE - D O T REIMBURSEMENT	332,820.00	-	332,820.00	0%	7,250.00	2%
001-335-18000	STATE - HALF CENT SALES TAX	434,892.00	68,943.00	365,948.81	16%	72,866.00	18%
001-335-23000	FIREFIGHTERS SUPP COMPENSATION	6,480.00	-	6,480.00	0%	-	0%
001-335-41000	STATE - REBATE ON MUN VEH FUEL	9,959.00	1,420.00	8,539.21	14%	1,396.00	10%
001-335-43000	STATE DEPARTMENT OF HIGHWAY PA	642.00	105.00	537.00	16%	130.00	14%
001-340-21000	SERVICES - COUNTY FIRE PROTECT	501,268.00	-	501,268.00	0%	-	0%
001-340-21500	SERVICES-FIRE INSPECTIONS	2,727.00	429.00	2,298.00	16%	250.00	5%
001-347-20000	REVENUE - QPRD CONCESSIONS	11,000.00	163.00	10,837.30	1%	-	0%
001-347-21000	REVENUE - BASEBALL	2,660.00	-	2,660.00	0%	-	0%
001-347-22000	REVENUE - FOOTBALL	3,900.00	-	3,900.00	0%	-	0%
001-347-23000	REVENUE - BASKETBALL	8,710.00	70.00	8,640.00	1%	7,306.00	73%
001-347-25000	REVENUE - CHEERLEADING	6,000.00	-	6,000.00	0%	315.00	5%
001-347-27000	REVENUE - OTHER ACTIVITY FEES	9,200.00	-	9,200.00	0%	-	0%
001-347-28000	REVENUE - TRACK & FIELD	3,700.00	-	3,700.00	0%	-	0%
001-347-29000	REVENUE - KICKBALL	1,200.00	-	1,200.00	0%	-	0%
001-347-30000	RENT ON FACILITIES	20,000.00	1,785.00	18,215.00	9%	3,279.00	11%
001-347-41000	REVENUE - POOL ADMISSION FEES	2,805.00	-	2,805.00	0%	-	0%

CITY OF QUINCY, FL.
 OPERATING REVENUES FOR THE TWO (2) MONTHS ENDED NOVEMBER 30, 2023 - BUDGET TO ACTUAL

ACCOUNT #	ACCOUNT DESCRIPTION	ADOPTED BUDGET 2024	2 MONTH YTD 2024	OVER (UNDER) ADJUSTED BUDGET	16.7% YTD %	PRIOR YTD 2023	PRIOR YTD 16.7% 2023
001-347-50000	COKE FUND REVENUE	531.00	-	531.00	0%	127.00	42%
001-359-10000	OTH FINES & FORFEITS	52,905.00	5,457.00	47,448.40	10%	7,088.00	14%
001-359-20000	CODE ENFORCEMENT FINES	6,674.00	1,000.00	5,674.00	15%	5,400.00	22%
001-361-10000	INTEREST INC ON INVESTMENTS	-	4,641.00	(4,641.48)	100%	-	0%
001-361-15000	INTEREST INC ON BANK ACCT	2,148.00	837.00	1,310.95	39%	-	0%
001-364-11000	SALE OF LAND - HILLCREST CEMET	7,750.00	524.00	7,225.55	7%	3,544.00	14%
001-364-12000	SALE OF LAND - SUNNYVALE CEMET	46,929.00	6,334.00	40,594.95	13%	6,476.00	14%
001-369-90000	OTHER MISCELLANEOUS REVENUES	66,986.00	78,134.00	(11,148.18)	117%	18,246.00	23%
001-369-92000	CRA Administrative Fees	20,000.00	3,335.00	16,664.66	17%	3,335.00	17%
001-369-95000	Insurance Proceeds	2,000.00	-	2,000.00	0%	1,551.00	26%
001-369-96000	DONATIONS	300.00	500.00	(200.00)	167%	250.00	0%
001-382-10000	CONTRIBUTION FR INTER OPER-ELE	3,949,918.00	658,320.00	3,291,598.34	17%	768,376.00	17%
001-382-20000	CONTRIBUTION FR INTER OPER-GAS	303,737.00	50,623.00	253,114.16	17%	23,758.00	17%
001-382-30000	CONTRIBUTION FR INTER OPER-WAT	622,465.00	103,744.00	518,720.84	17%	68,948.00	17%
001-382-40000	CONTRIBUTION FR INTER OPER-REF	162,384.00	27,064.00	135,320.00	17%	34,945.00	17%
001-382-50000	CONTRIBUTION FR INTER OPER-SEW	234,053.00	39,009.00	195,044.16	17%	18,586.00	17%
001-389-00000	USE OF FUND BALANCE	400,021.00	-	400,021.00	0%	-	0%
	TOTAL GENERAL FUND REVS	11,259,360.00	2,229,943.00	9,029,416.29	20%	1,769,802.00	17%
	COMMUNITY REDEVELOPMENT FUND						
002-341-00000	CRA TIF COUNTY FUNDS	603,770.00	-	603,770.00	0%	-	0%
002-341-10000	CRA TIF CITY FUNDS	429,596.00	-	429,596.00	0%	100,000.00	31%
002-361-10000	INTEREST REVENUE	-	-	-	0%	53.00	53%
	TOTAL CRA REVENUE	1,033,366.00	-	1,033,366.00	0%	100,053.00	2%
	TOTAL GOVERNMENTAL FUNDS	12,292,726.00	2,229,943.00	10,062,782.29	18%	1,869,855.00	
	BUSINESS ACTIVITY AND CUSTOMER						
400-369-90000	MISCELLANEOUS REVENUE	-	837.00	(837.05)	100%	-	0%
400-381-10000	INTERFUND TRANSFER	567,803.00	94,634.00	473,169.16	17%	126,700.00	17%
	TOTAL BUSINESS ACTIVITY	567,803.00	95,471.00	472,332.11	17%	126,700.00	

CITY OF QUINCY, FL
 OPERATING REVENUES FOR THE TWO (2) MONTHS ENDED NOVEMBER 30, 2023 - BUDGET TO ACTUAL

ACCOUNT_#	ACCOUNT DESCRIPTION	ADOPTED BUDGET 2024	2 MONTH YTD 2024	OVER (UNDER) ADJUSTED BUDGET	16.7% YTD %	PRIOR YTD 2023	PRIOR YTD 16.7% 2023
	ENTERPRISE FUND REVENUES						
	SEWER						
402-343-10000	SALES	2,068,133.00	360,697.00	1,707,436.01	17%	320,509.00	16 %
402-343-16000	CONNECTIONS	7,956.00	-	7,956.00	0%	1,764.00	21 %
402-343-17000	FORFEITED DISCOUNTS - PENALTIE	29,884.00	5,684.00	24,200.30	19%	4,976.00	16 %
402-343-19000	CUT ON/OFF FEES	104.00	-	104.00	0%	-	0 %
402-343-27000	MISCELLANEOUS CHARGES	4,181.00	-	4,181.00	0%	3,399.00	1245 %
402-343-50000	SEWER SURCHARGE O/S	62,744.00	10,180.00	52,563.51	16%	9,809.00	19 %
402-361-10000	INTEREST REVENUE	2,730.00	837.00	1,892.95	31%	187.00	44 %
402-369-90000	OTHER MISCELLANEOUS REVENUE	8,222.00	-	8,222.00	0%	6,652.00	0 %
	TOTAL SEWER REV	2,183,954.00	377,398.00	1,806,555.77	17%	347,296.00	13 %
	ELECTRIC						
403-343-11000	RESIDENTIAL SALES	5,472,206.00	741,590.00	4,730,616.29	14%	915,340.00	15 %
403-343-12000	COMMERCIAL SALES	6,972,186.00	911,285.00	6,060,901.11	13%	1,439,724.00	18 %
403-343-13000	INDUSTRIAL SALES	1,819,570.00	225,443.00	1,594,127.34	12%	420,830.00	22 %
403-343-14000	STREET LIGHTING SALES	48,985.00	6,911.00	42,073.69	14%	9,799.00	14 %
403-343-15000	INTERDEPARTMENTAL SALES	236,594.00	39,442.00	197,152.21	17%	38,803.00	10 %
403-343-16000	CONNECTIONS	124,801.00	-6,296	131,097.00	-5%	976.00	2 %
403-343-16500	Hurricane Michael Surcharge	-	673.00	(673.00)	100%	158,749.00	40 %
403-343-17000	FORFEITED DISCOUNTS - PENALTIE	197,198.00	33,159.00	164,038.96	17%	48,309.00	20 %
403-343-18500	SPECIAL PROJECT - MATERIAL SAL	1,000.00	-	1,000.00	0%	84.00	0 %
403-343-19000	CUT ON/OFF FEES	7,169.00	1,870.00	5,299.00	26%	680.00	6 %
403-343-24000	TRANSFORMER RENT	8,713.00	1,410.00	7,303.20	16%	1,410.00	16 %
403-343-27000	MISCELLANEOUS CHARGES	15,000.00	-4,945	19,944.92	-33%	(164.00)	2-%
403-343-29000	POLE RENT-CABLEVISION	24,512.00	-	24,512.00	0%	-	0 %
403-343-90000	MISCELLANEOUS REVENUES	3,243.00	264.00	2,978.64	8%	424.00	2 %
403-361-10000	INTEREST REVENUE	5,255.00	837.00	4,417.95	16%	713.00	51 %
403-369-90000	MISCELLANEOUS REVENUES	20,325.00	1,648.00	18,676.97	8%	11,055.00	153 %
	TOTAL ELECTRIC REV	14,956,757.00	1,964,532.00	13,003,466.28	13%	3,046,732.00	17 %
	WATER						
404-343-10000	SALES	1,756,002.00	291,415.00	1,464,587.04	17%	287,750.00	17 %

CITY OF QUINCY, FL
 OPERATING REVENUES FOR THE TWO (2) MONTHS ENDED NOVEMBER 30, 2023 - BUDGET TO ACTUAL

ACCOUNT_#	ACCOUNT DESCRIPTION	ADOPTED BUDGET 2024	2 MONTH YTD 2024	OVER (UNDER) ADJUSTED BUDGET	16.7% YTD %	PRIOR YTD 2023	PRIOR YTD 16.7% 2023
404-343-15000	INTERDEPARTMENTAL SALES	63,935.00	10,428.00	53,507.20	16%	10,483.00	13 %
404-343-16000	CONNECTIONS	13,185.00	29,710.00	(16,525.49)	225%	1,429.00	5 %
404-343-17000	FORFEITED DISCOUNTS-PENALTIES	25,737.00	5,239.00	20,498.03	20%	4,367.00	14 %
404-343-27000	MISCELLANEOUS CHARGES	48,136.00	12,457.00	35,679.20	26%	11,431.00	47 %
404-343-30000	WATER SURCHARGE O/S	99,413.00	17,457.00	81,956.01	18%	16,848.00	18 %
404-361-10000	INTEREST REVENUE	20,880.00	4,595.00	16,284.96	22%	2,212.00	191 %
	TOTAL WATER REV	2,027,288.00	371,301.00	1,655,986.95	18%	334,520.00	16 %
	GAS						
405-343-10000	GAS SALES	1,438,967.00	109,915.00	1,329,052.37	8%	190,060.00	10 %
405-343-15000	GAS INTERDEPARTMENTAL SALES	8,596.00	409.00	8,186.75	5%	593.00	6 %
405-343-16000	GAS CONNECTIONS	1,614.00	-	1,614.00	0%	388.00	11 %
405-343-17000	GAS FORFEITED DISCS-PENALTIES	17,719.00	1,132.00	16,586.78	6%	3,222.00	10 %
405-343-27000	GAS OTHER CHARGES	500.00	-	500.00	0%	250.00	0 %
405-361-10000	INTEREST REVENUE	2,613.00	837.00	1,775.95	32%	152.00	190 %
405-369-90000	MISCELLANEOUS REVENUE	208,449.00	-	208,449.00	0%	21,553.00	15 %
	TOTAL GAS REV	1,678,458.00	112,293.00	1,566,164.85	7%	216,218.00	10 %
	REFUSE						
406-343-11000	RESIDENTIAL SALES	772,136.00	124,837.00	647,299.27	16%	123,938.00	16 %
406-343-12000	COMMERCIAL SALES	618,863.00	109,181.00	509,682.29	18%	98,819.00	18 %
406-343-15000	YARD TRASH COLLECTION	147,561.00	23,743.00	123,817.82	16%	23,814.00	16 %
406-343-17000	FORFEITED DISCOUNTS-PENALTIES	20,638.00	3,435.00	17,202.63	17%	3,577.00	18 %
406-361-10000	INTEREST REVENUE	2,147.00	837.00	1,309.95	39%	-	0 %
	TOTAL REFUSE REV	1,561,345.00	262,033.00	1,299,311.96	17%	250,148.00	17 %
	LANDFILL						
407-343-44000	GARBAGE TIPPING FEES	85,098.00	4,962.00	80,136.36	6%	14,081.00	9 %
407-361-10000	INTEREST INCOME	2,138.00	837.00	1,300.95	39%	-	0 %
407-381-00010	Non-Operating Transfer	45,000.00	7,500.00	37,500.00	17%	-	0 %
	TOTAL LANDFILL REV	132,236.00	13,299.00	118,937.31	10%	14,081.00	9 %

CITY OF QUINCY, FL
 OPERATING REVENUES FOR THE TWO (2) MONTHS ENDED NOVEMBER 30, 2023 - BUDGET TO ACTUAL

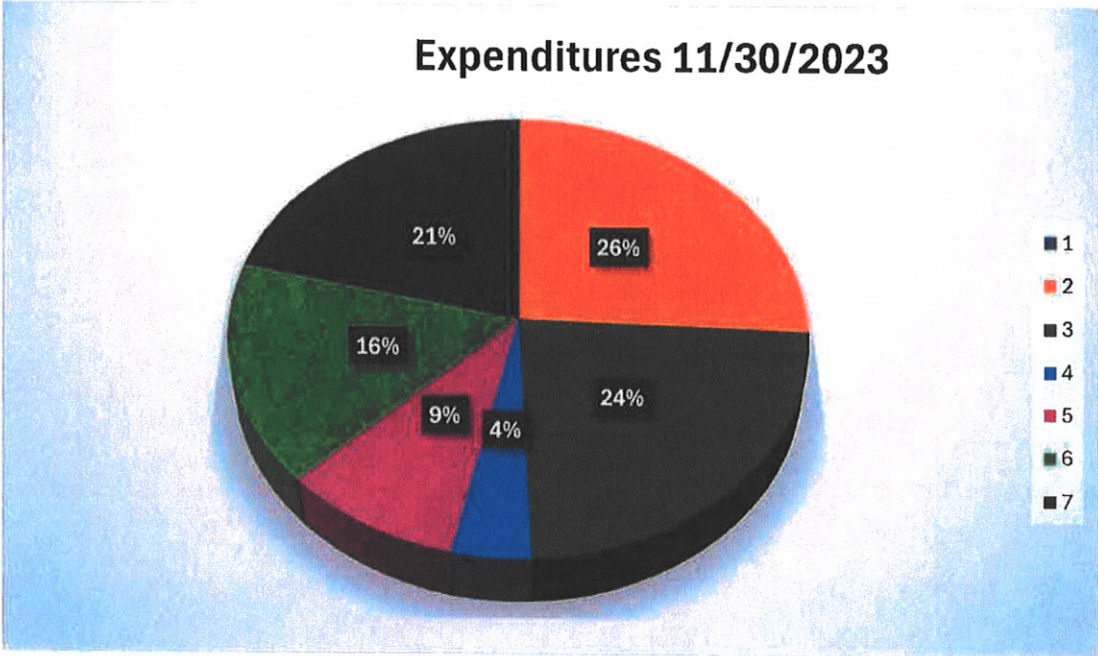
ACCOUNT_#	ACCOUNT DESCRIPTION	ADOPTED BUDGET 2024	2 MONTH YTD 2024	OVER_(UNDER) ADJUSTED _BUDGET	16.7% YTD %	PRIOR YTD 2023	PRIOR YTD 16.7% 2023
	TELECOMMUNICATION						
508-381-00010	Non-Operating Transfer	299,631.00	47,809.00	251,821.68	16%	30,331.00	17 %
508-381-10000	INTERFUND TRANSFER FROM GENERA	5,000.00	833.00	4,166.66	17%	833.00	17 %
508-381-30000	INTERFUND TRANSFER FROM CRA	5,000.00	833.00	4,166.66	17%	833.00	17 %
508-389-00000	OTHER REVENUE	-	837.00	(837.08)	100%	-	0 %
	TOTAL TELECOMMUNICATIONS REV	309,631.00	50,312.00	259,317.92	16%	31,997.00	17 %
	TOTAL ENTERPRISE FND REVS	23,417,472.00	3,246,639.00	20,182,073.15	14%	4,367,692.00	16 %
	TOTAL REVENUES	35,710,198.00	5,476,582.00	30,244,855.44	15%	6,237,547.00	15 %

STATEMENT OF OPERATING EXPENSES
THE TWO MONTHS ENDED NOVEMBER 30, 2023

CITY OF QUINCY, FL
EXPENDITURES CHART FOR THE TWO MONTHS ENDED NOVEMBER 30, 2023

EXPENDITURES

Personnel	\$1,201,323
Purchased Electric & Gas	1,032,104
Refuse	245,351
Insurance & Debt Service	772,904
Transfers	886,260
Other Expenses	957,061
Total Expenditures	<u>\$5,095,003</u>



CITY OF QUINCY, FL
 OPERATING EXPENSES FOR THE TWO (2) MONTHS ENDED NOVEMBER 30, 2023 - BUDGET TO ACTUAL

G/L_ACCT #	ACCOUNT DESCRIPTION	FY 2024 OPERATING BUDGET	FY 2024 2 MONTHS YTD OPERATING ACTUAL	FY 2024 OPERATING BUDGET BALANCE	FY 2024 2 MONTHS YTD OPERATING 16.7%	FY 2023 2 MONTHS YTD OPERATING ACTUAL	YTD 16.7% 2023
GENERAL FUND EXPENSES							
	CITY COMMISSION						
001-110-511-10110	SALARIES & WAGES	84,599.00	11,388.00	73,210.70	13%	24,850.00	16.77 %
001-110-511-10210	FICA TAXES	6,472.00	824.00	5,648.34	13%	1,890.00	16.72 %
001-110-511-10220	RETIREMENT CONTRIBUTIONS	10,152.00	1,967.00	8,785.32	13%	2,982.00	16.71 %
001-110-511-10230	LIFE & HEALTH INSURANCE	12,785.00	2,131.00	10,654.22	17%	3,214.00	19.89 %
001-110-511-30343	PROFESSIONAL SERVICES	30,000.00	-	30,000.00	0%	350.00	0.92 %
001-110-511-30437	COMMUNITY EVENTS	10,000.00	-	10,000.00	0%	-	0.00 %
001-110-511-30491	OTHER EXPENSES	-	-	-	0%	916.00	3.20 %
001-110-511-31000	OTHER OPERATING IT SUPPORT	9,500.00	1,583.00	7,916.66	17%	1,583.00	16.66 %
001-110-511-80820	AID TO PRIVATE ORGANIZATIONS	15,000.00	15,000.00	-	100%	51,000.00	73.58 %
001-110-519-30410	TELEPHONE	2,970.00	474.00	2,495.51	16%	-	0.00 %
001-110-519-30500	LEGAL ADS & RECORDINGS	3,200.00	-	3,200.00	0%	-	0.00 %
	TOTAL CITY COMMISSION	184,678.00	32,767.00	151,910.75	18%	86,725.00	23.00-%
	CITY MANAGER						
001-160-512-10110	SALARIES & WAGES	110,000.00	14,808.00	95,192.30	13%	15,442.00	13.93 %
001-160-512-10120	REGULARY SALARIES & WAGES	3,540.00	477.00	3,063.50	13%	363.00	10.28 %
001-160-512-10210	FICA TAXES	8,686.00	1,185.00	7,500.56	14%	1,167.00	13.24 %
001-160-512-10220	RETIREMENT CONTRIBUTIONS	13,625.00	1,834.00	11,790.89	13%	1,973.00	14.15 %
001-160-512-10230	LIFE & HEALTH INSURANCE	30,200.00	4,713.00	25,486.92	16%	4,697.00	16.55 %
001-160-512-30341	CONTRACTUAL SERVICES	13,500.00	7.00	13,493.34	0%	5,000.00	57.60 %
001-160-512-30343	PROFESSIONAL SERVICES	4,500.00	911.00	3,588.92	20%	-	0.00 %
001-160-512-30402	TRAVEL EXPENSE	1,350.00	-	1,350.00	0%	-	0.00 %
001-160-512-30403	GAS	4,500.00	1,137.00	3,363.45	25%	826.00	14.78 %
001-160-512-30410	TELEPHONE	8,000.00	1,334.00	6,665.93	17%	932.00	10.78 %
001-160-512-30461	REPAIR & MAINTENANCE OFFICE EQ	2,700.00	832.00	1,867.84	31%	-	0.00 %
001-160-512-30491	OTHER OPERATING EXPENSE	700.00	550.00	150.00	79%	999.00	11.43 %
001-160-512-30511	OFFICE SUPPLIES GENERAL	2,650.00	-	2,650.00	0%	80.00	4.96 %
001-160-512-31000	OTHER OPERATING EXP - IT SUPPO	9,500.00	1,583.00	7,916.66	17%	1,583.00	16.66 %
	TOTAL CITY MANAGER	213,451.00	29,371.00	184,080.31	14%	33,062.00	14.00-%
	CITY ATTORNEY						
001-120-514-30341	CONTRACTUAL SERVICES	250,000.00	24,490.00	225,510.00	10%	48,638.00	13.73 %

CITY OF QUINCY, FL
OPERATING EXPENSES FOR THE TWO (2) MONTHS ENDED NOVEMBER 30, 2023 - BUDGET TO ACTUAL

G/L ACCT #	ACCOUNT DESCRIPTION	FY 2024 OPERATING BUDGET	FY 2024 2 MONTHS YTD OPERATING ACTUAL	FY 2024 OPERATING BUDGET BALANCE	FY 2024 2 MONTHS YTD OPERATING 16.7%	FY 2023 2 MONTHS YTD OPERATING ACTUAL	YTD 16.7% 2023
001-120-514-30402	TRAVEL	1,000.00	-	1,000.00	0%	-	0.00 %
001-120-514-30491	OTHER OPERATING EXPENSE	500.00	-	500.00	0%	-	0.00 %
	TOTAL CITY ATTORNEY	251,500.00	24,490.00	227,010.00	10%	48,638.00	13.00-%
	CITY CLERK						
001-130-519-10110	SALARIES & WAGES	55,460.00	7,466.00	47,994.22	13%	7,387.00	13.21 %
001-130-519-10210	FICA TAXES	4,243.00	590.00	3,652.99	14%	584.00	13.25 %
001-130-519-10220	RETIREMENT CONTRIBUTIONS	6,655.00	896.00	5,759.10	13%	886.00	13.33 %
001-130-519-10230	LIFE & HEALTH INSURANCE	2,200.00	275.00	1,924.59	13%	278.00	15.46 %
001-130-519-30341	CONTRACTUAL SERVICES	2,217.00	7.00	2,210.33	0%	-	0.00 %
001-130-519-30343	PROFESSIONAL SERVICES	2,866.00	-	2,866.00	0%	-	0.00 %
001-130-519-30402	TRAVEL EXPENSE	1,000.00	-	1,000.00	0%	-	0.00 %
001-130-519-30410	TELEPHONE	6,000.00	1,142.00	4,857.67	19%	848.00	11.81 %
001-130-519-30461	REPAIR & MAINT - OFFICE EQUIPM	1,440.00	356.00	1,084.36	25%	-	0.00 %
001-130-519-30491	OTHER OPERATING EXPENSE	6,300.00	665.00	5,635.12	11%	355.00	6.01 %
001-130-519-30493	TRAINING	540.00	-	540.00	0%	-	0.00 %
001-130-519-30500	LEGAL ADS AND RECORDING FEES	5,000.00	-	5,000.00	0%	-	0.00 %
001-130-519-30511	OFFICE SUPPLIES-GENERAL	540.00	-	540.00	0%	137.00	22.82 %
001-130-519-31000	OTHER OPERATING EXP - IT SUPPO	5,000.00	833.00	4,166.70	17%	833.00	16.66 %
	TOTAL CITY CLERK	99,461.00	12,230.00	87,231.08	12%	11,308.00	13.00-%
	NON-DEPARTMENTAL						
001-001-519-30320	ACCOUNTING & AUDITING SERVICES	35,357.00	-	35,357.00	0%	-	0.00 %
001-001-519-30341	CONTRACTUAL SERVICES	27,000.00	157.00	26,843.12	1%	-	0.00 %
001-001-519-30342	RECORDING OF THE COMMISSION MT	44,000.00	4,000.00	40,000.00	9%	4,000.00	8.33 %
001-001-519-30343	PROFESSIONAL SERVICES	2,700.00	-	2,700.00	0%	-	0.00 %
001-001-519-30410	TELEPHONE	2,173.00	181.00	1,992.49	8%	546.00	23.23 %
001-001-519-30440	SUMMER YOUTH WORK PROGRAM	24,000.00	-	24,000.00	0%	-	0.00 %
001-001-519-30451	INSURANCE	750,000.00	167,437.00	582,563.21	22%	143,228.00	20.91 %
001-001-519-30462	REPAIR & MAINT. - EQUIPMENT &	1,953.00	984.00	969.13	50%	-	0.00 %
001-001-519-30465	COPIER PAYMENT	601.00	-	601.00	0%	300.00	66.61 %
001-001-519-30491	OTHER OPERATING EXPENSE	13,460.00	12,887.00	573.30	96%	23,870.00	41.79 %
001-001-519-30512	POSTAGE	2,777.00	130.00	2,646.92	5%	-	0.00 %
001-001-519-70730	TRANSFER DEBT SVC CAP IMP BOND	358,234.00	60,000.00	298,234.00	17%	60,000.00	16.66 %
001-001-519-90000	TRANSFER TO INTERNAL SERVICE F	5,000.00	833.00	4,166.70	17%	833.00	16.66 %
001-001-552-30645	CRA TIF: ECONOMIC ENVIRON.	429,596.00	-	429,596.00	0%	-	0.00 %

CITY OF QUINCY, FL
 OPERATING EXPENSES FOR THE TWO (2) MONTHS ENDED NOVEMBER 30, 2023 - BUDGET TO ACTUAL

G/L ACCT #	ACCOUNT DESCRIPTION	FY 2024 OPERATING BUDGET	FY 2024 2 MONTHS YTD OPERATING ACTUAL	FY 2024 OPERATING BUDGET BALANCE	FY 2024 2 MONTHS YTD OPERATING 16.7%	FY 2023 2 MONTHS YTD OPERATING ACTUAL	YTD 16.7% 2023
	TOTAL NON-DEPARTMENTAL	1,696,851.00	246,609.00	1,450,242.87	15%	232,777.00	15.00-%
	PERSONNEL						
001-260-513-10110	EXE SALARIES & WAGES	65,000.00	8,750.00	56,250.00	13%	8,750.00	13.35 %
001-260-513-10120	REGULAR SALARIES & WAGES	88,745.00	11,946.00	76,798.51	13%	12,902.00	14.27 %
001-260-513-10210	FICA TAXES	11,762.00	1,421.00	10,340.54	12%	1,517.00	13.93 %
001-260-513-10220	RETIREMENT CONTRIBUTIONS	18,449.00	2,484.00	15,965.40	13%	2,637.00	14.17 %
001-260-513-10230	LIFE & HEALTH INSURANCE	28,800.00	4,609.00	24,191.21	16%	4,982.00	18.34 %
001-260-513-30314	PSYCHIATRIC EVALUATIONS	5,625.00	-	5,625.00	0%	-	0.00 %
001-260-513-30315	EMPLOYEE QUALITY OF LIFE	12,600.00	-	12,600.00	0%	-	0.00 %
001-260-513-30341	CONTRACTUAL SERVICES	9,000.00	125.00	8,875.00	1%	588.00	6.18 %
001-260-513-30343	PROFESSIONAL SERVICES	9,000.00	-	9,000.00	0%	-	0.00 %
001-260-513-30345	VOLUNTEER SERVICES PROGRAM EXP	-	975.00	(975.00)	0%	-	0.00 %
001-260-513-30402	TRAVEL EXPENSE	900.00	-	900.00	0%	-	0.00 %
001-260-513-30410	TELEPHONE	9,000.00	1,471.00	7,529.19	16%	1,079.00	10.33 %
001-260-513-30461	REPAIR AND MAINTENANCE OFFICE	225.00	111.00	113.75	49%	-	0.00 %
001-260-513-30491	OTHER OPERATING EXPENSE	2,250.00	-	2,250.00	0%	114.00	15.90 %
001-260-513-30493	TRAINING	1,800.00	-	1,800.00	0%	-	0.00 %
001-260-513-30511	OFFICE SUPPLIES GENERAL	900.00	92.00	807.55	10%	-	0.00 %
001-260-513-30540	PUBLICATIONS, SUBSCRIP. & MEMBE	16,650.00	-	16,650.00	0%	-	0.00 %
001-260-513-31000	OTHER OPERATING EXP - IT SUPPO	9,500.00	1,583.00	7,916.66	17%	1,583.00	16.66 %
	TOTAL PERSONNEL	290,206.00	33,567.00	256,637.81	12%	34,152.00	13.00-%
	FINANCE						
001-271-513-10110	EXE SALARIES & WAGES	26,111.00	-	26,111.00	0%	3,413.00	13.00 %
001-271-513-10120	REGULAR SALARIES & WAGES	58,172.00	7,808.00	50,363.56	13%	6,332.00	9.54 %
001-271-513-10140	OVERTIME	500.00	-	500.00	0%	-	0.00 %
001-271-513-10210	FICA TAXES	6,486.00	544.00	5,941.78	8%	688.00	9.65 %
001-271-513-10220	RETIREMENT CONTRIBUTIONS	10,114.00	937.00	9,176.98	9%	1,169.00	10.47 %
001-271-513-10230	LIFE & HEALTH INSURANCE	12,700.00	1,771.00	10,928.82	14%	2,020.00	13.39 %
001-271-513-30343	PROFESSIONAL SERVICES	9,000.00	-	9,000.00	0%	-	0.00 %
001-271-513-30402	TRAVEL EXPENSE	1,350.00	-	1,350.00	0%	-	0.00 %
001-271-513-30410	TELEPHONE	6,000.00	1,243.00	4,756.65	21%	759.00	9.85 %
001-271-513-30440	EQUIPMENT RENTAL	450.00	-	450.00	0%	63.00	2.23 %
001-271-513-30461	REPAIR & MAINT OFFICE EQUIPMEN	900.00	75.00	824.74	8%	129.00	5.71 %
001-271-513-30465	COPIER LEASE	1,200.00	-	1,200.00	0%	300.00	25.03 %

CITY OF QUINCY, FL
 OPERATING EXPENSES FOR THE TWO (2) MONTHS ENDED NOVEMBER 30, 2023 - BUDGET TO ACTUAL

G/L_ACCT #	ACCOUNT DESCRIPTION	FY 2024 OPERATING BUDGET	FY 2024 2 MONTHS YTD OPERATING ACTUAL	FY 2024 OPERATING BUDGET BALANCE	FY 2024 2 MONTHS YTD OPERATING 16.7%	FY 2023 2 MONTHS YTD OPERATING ACTUAL	YTD 2023 16.7%
001-271-513-30491	OTHER OPERATING EXPENSE	900.00	71.00	828.98	8%	50.00	5.00 %
001-271-513-30493	TRAINING	2,250.00	-	2,250.00	0%	-	0.00 %
001-271-513-30511	OFFICE SUPPLIES GENERAL	6,300.00	933.00	5,367.32	15%	1,637.00	20.59 %
001-271-513-30521	OPERATING SUPPLIES	1,350.00	-	1,350.00	0%	-	0.00 %
001-271-513-31000	OTHER OPERATING EXP - IT SUPPO	9,500.00	1,583.00	7,916.66	17%	1,583.00	16.66 %
	TOTAL FINANCE	153,283.00	14,955.00	138,316.49	10%	18,143.00	10.00-%
	GENERAL SERVICES ADM						
001-276-513-10120	REGULAR SALARIES & WAGES	50,003.00	6,731.00	43,271.80	13%	6,731.00	13.31 %
001-276-513-10210	FICA	3,826.00	489.00	3,337.42	13%	490.00	8.15 %
001-276-513-10220	RETIREMENT	6,000.00	808.00	5,192.27	13%	808.00	10.28 %
001-276-513-10230	LIFE & HEALTH INSURANCE	7,600.00	1,212.00	6,387.84	16%	1,166.00	14.38 %
001-276-513-30493	TRAINING	675.00	-	675.00	0%	-	0.00 %
001-276-513-30500	ADVERTISING	3,600.00	-	3,600.00	0%	-	0.00 %
	TOTAL GEN SERVICES ADM	71,704.00	9,240.00	62,464.33	13%	9,195.00	12.00-%
	LAW ENFORCEMENT ADM						
001-210-521-10110	EXE SALARIES & WAGES	74,999.00	6,743.00	68,256.33	9%	10,096.00	13.36 %
001-210-521-10120	REGULAR SALARIES & WAGES	188,169.00	25,756.00	162,413.30	14%	32,515.00	16.78 %
001-210-521-10130	OTHER SALARIES & WAGES	1,278.00	88.00	1,190.50	7%	298.00	34.19 %
001-210-521-10140	OVERTIME	500.00	79.00	420.67	16%	-	0.00 %
001-210-521-10150	SPEC PAY-INCENTIVE,HOL,LY BUYB	2,000.00	-	2,000.00	0%	-	0.00 %
001-210-521-10210	FICA TAXES	20,421.00	2,387.00	18,033.89	12%	3,198.00	16.13 %
001-210-521-10220	RETIREMENT CONTRIBUTIONS	55,732.00	2,769.00	52,962.94	5%	12,423.00	28.53 %
001-210-521-10230	LIFE & HEALTH INSURANCE	29,333.00	5,868.00	23,464.92	20%	6,552.00	17.05 %
001-210-521-30341	CONTRACTUAL SERVICES	1,800.00	24.00	1,776.15	1%	231.00	0.78 %
001-210-521-30402	TRAVEL EXPENSE	1,350.00	-	1,350.00	0%	-	0.00 %
001-210-521-30403	GAS & DIESEL	9,000.00	6,269.00	2,731.25	70%	1,506.00	6.48 %
001-210-521-30404	OIL & GREASE	900.00	-	900.00	0%	-	0.00 %
001-210-521-30405	TIRES	450.00	-	450.00	0%	-	0.00 %
001-210-521-30406	VEHICLE PARTS ONLY	1,350.00	-	1,350.00	0%	-	0.00 %
001-210-521-30407	VEHICLE REPAIRS	900.00	-	900.00	0%	-	0.00 %
001-210-521-30410	TELEPHONE	60,000.00	4,598.00	55,401.85	8%	8,335.00	15.67 %
001-210-521-30430	UTILITIES	8,000.00	1,280.00	6,719.70	16%	1,434.00	23.93 %
001-210-521-30464	REPAIRS & MAINTENANCE-RADIO	900.00	-	900.00	0%	-	0.00 %
001-210-521-30491	OTHER OPERATING EXPENSE	1,800.00	-	1,800.00	0%	-	0.00 %

CITY OF QUINCY, FL
 OPERATING EXPENSES FOR THE TWO (2) MONTHS ENDED NOVEMBER 30, 2023 - BUDGET TO ACTUAL

G/L ACCT #	ACCOUNT DESCRIPTION	FY 2024 OPERATING BUDGET	FY 2024 2 MONTHS YTD OPERATING ACTUAL	FY 2024 OPERATING BUDGET BALANCE	FY 2024 2 MONTHS YTD OPERATING 16.7%	FY 2023 2 MONTHS YTD OPERATING ACTUAL	YTD 16.7% 2023
001-210-521-30492	INVESTIGATIVE FUNDS	1,350.00	-	1,350.00	0%	-	0.00 %
001-210-521-30493	TRAINING	1,350.00	-	1,350.00	0%	-	0.00 %
001-210-521-30494	Software License	13,500.00	8,671.00	4,829.50	64%	16,971.00	100.00 %
001-210-521-30511	OFFICE SUPPLIES-GENERAL	13,500.00	475.00	13,024.71	4%	930.00	12.74 %
001-210-521-30521	OPERATING MATERIALS & SUPPLIES	900.00	-	900.00	0%	-	0.00 %
001-210-521-30522	OPERATING SUPPLIES-UNIFORMS	1,350.00	-	1,350.00	0%	-	0.00 %
001-210-521-30540	PUBLICATIONS, SUBSCRIP. & MEMB	900.00	-	900.00	0%	-	0.00 %
001-210-521-31000	OTHER OPERATING EXP - IT SUPPO	9,500.00	1,583.00	7,916.66	17%	1,583.00	16.66 %
001-210-521-60641	OFFICE FURNITURE & EQUIPMENT	1,800.00	-	1,800.00	0%	-	0.00 %
	TOTAL LAW ENFORCEMENT ADM	503,032.00	66,590.00	436,442.37	13%	96,072.00	18.00-%
	LAW ENFORCEMENT OPERATIONS						
001-220-521-10120	REGULAR SALARIES & WAGES	1,771,293.00	200,958.00	1,570,335.44	11%	201,014.00	13.35 %
001-220-521-10130	OTHER SALARIES & WAGES - P/T	16,200.00	1,920.00	14,280.00	12%	1,830.00	17.42 %
001-220-521-10140	OVERTIME	155,000.00	9,100.00	145,900.49	6%	26,447.00	17.88 %
001-220-521-10150	SPEC PAY-INCENTIVE,HOL, LV BUY	20,000.00	1,873.00	18,127.50	9%	1,688.00	6.50 %
001-220-521-10210	FICA TAXES	150,131.00	15,750.00	134,381.05	10%	16,951.00	13.61 %
001-220-521-10220	RETIREMENT CONTRIBUTIONS	224,874.00	9,324.00	215,550.00	4%	54,030.00	15.11 %
001-220-521-10230	LIFE & HEALTH INSURANCE	320,262.00	51,644.00	268,618.50	16%	53,606.00	17.35 %
001-220-521-30341	CONTRACTURAL SERVICES	1,350.00	-	1,350.00	0%	-	0.00 %
001-220-521-30402	TRAVEL EXPENSE	900.00	-	900.00	0%	-	0.00 %
001-220-521-30403	GASOLINE & DIESEL	54,000.00	11,063.00	42,936.86	20%	5,839.00	8.82 %
001-220-521-30404	OIL & GREASE	5,400.00	1,085.00	4,314.55	20%	367.00	5.33 %
001-220-521-30405	TIRES	6,300.00	524.00	5,776.11	8%	504.00	9.27 %
001-220-521-30406	VEHICLE PARTS ONLY	22,500.00	385.00	22,115.20	2%	1,373.00	2.84 %
001-220-521-30407	OTHER AUTO EXPENSE	3,150.00	-	3,150.00	0%	585.00	25.44 %
001-220-521-30435	YOUTH DEVELOPMENT ACADEMY & PR	1,350.00	-	1,350.00	0%	-	0.00 %
001-220-521-30462	REPAIR & MAINT.-EQUIPMENT & TO	540.00	-	540.00	0%	-	0.00 %
001-220-521-30464	REPAIR & MAINTENANCE - RADIOS	450.00	-	450.00	0%	-	0.00 %
001-220-521-30491	OTHER OPERATING EXPENSE	31,500.00	773.00	30,726.52	2%	1,185.00	1.82 %
001-220-521-30493	TRAINING	18,000.00	-	18,000.00	0%	809.00	4.27 %
001-220-521-30494	Software License	17,788.00	-	17,788.00	0%	-	0.00 %
001-220-521-30511	OFFICE SUPPLIES	900.00	-	900.00	0%	-	0.00 %
001-220-521-30514	HUMAN INTELLIGENCE - REWARDS	900.00	-	900.00	0%	-	0.00 %
001-220-521-30521	OPERATING MATERIALS & SUPPLIES	49,500.00	115.00	49,385.43	0%	40,588.00	45.57 %
001-220-521-30522	OPERATING SUPPLIES - UNIFORMS	31,500.00	12.00	31,488.05	0%	5,985.00	9.95 %

CITY OF QUINCY, FL
 OPERATING EXPENSES FOR THE TWO (2) MONTHS ENDED NOVEMBER 30, 2023 - BUDGET TO ACTUAL

G/L ACCT #	ACCOUNT DESCRIPTION	FY 2024 OPERATING BUDGET	FY 2024 2 MONTHS YTD OPERATING ACTUAL	FY 2024 OPERATING BUDGET BALANCE	FY 2024 2 MONTHS YTD OPERATING 16.7%	FY 2023 2 MONTHS YTD OPERATING ACTUAL	YTD 16.7% 2023
001-220-521-60641	OFFICE FURNITURE & EQUIPMENT	9,547.00	-	9,547.00	0%	-	0.00 %
001-220-521-60642	VEHICLES	109,020.00	-	109,020.00	0%	-	0.00 %
001-220-521-60644	EQUIPMENT	18,000.00	-	18,000.00	0%	2,153.00	21.53 %
	TOTAL LAW ENFORCEMENT OPERAT	3,040,355.00	304,526.00	2,735,830.70	10%	414,954.00	14.00-%
	FIRE CONTROL ADM						
001-210-522-10110	EXE SALARIES & WAGES	135,062.00	18,181.00	116,880.55	13%	14,037.00	10.56 %
001-210-522-10120	REGULAR SALARIES & WAGES	47,995.00	6,273.00	41,722.27	13%	6,273.00	13.36 %
001-210-522-10150	SPEC PAY-INCENTIVE,HOL,LV BUYB	9,000.00	700.00	8,300.00	8%	550.00	9.96 %
001-210-522-10210	FICA TAXES	14,683.00	1,800.00	12,883.01	12%	1,503.00	11.29 %
001-210-522-10220	RETIREMENT CONTRIBUTIONS	43,000.00	1,926.00	41,074.48	4%	4,333.00	14.61 %
001-210-522-10230	LIFE & HEALTH INSURANCE	25,200.00	6,444.00	18,756.25	26%	3,754.00	15.03 %
001-210-522-30410	TELEPHONE	23,000.00	2,502.00	20,497.75	11%	2,751.00	11.25 %
001-210-522-30430	UTILITIES	17,000.00	2,342.00	14,657.68	14%	2,627.00	13.63 %
001-210-522-30461	REPAIR & MAINTENANCE-OFFICE EQ	13,500.00	4,524.00	8,975.53	34%	-	0.00 %
001-210-522-30463	REPAIR & MAINT.-BUILDINGS & GR	31,500.00	980.00	30,519.93	3%	56.00	0.50 %
001-210-522-30464	REPAIR & MAINTENANCE-RADIO	6,300.00	165.00	6,134.53	3%	-	0.00 %
001-210-522-30465	COPIER PAYMENT	1,900.00	150.00	1,749.79	8%	300.00	16.60 %
001-210-522-30491	OTHER OPERATING EXPENSE	2,700.00	-	2,700.00	0%	146.00	12.49 %
001-210-522-30494	FIRE PREVENTION AND EDUCATION	6,300.00	407.00	5,892.97	6%	540.00	10.80 %
001-210-522-30511	OFFICE SUPPLIES-GENERAL	2,700.00	81.00	2,618.52	3%	96.00	15.49 %
001-210-522-30521	OPERATING MATERIALS & SUPPLIES	1,800.00	-	1,800.00	0%	35.00	2.68 %
001-210-522-30522	OPERATING SUPPLIES - UNIFORMS	3,600.00	91.00	3,508.88	3%	127.00	5.29 %
001-210-522-31000	OTHER OPERATING EXP -IT SUPPOR	9,500.00	1,583.00	7,916.66	17%	1,583.00	16.66 %
001-210-522-60641	OFFICE FURNITURE & EQUIPMENT	10,800.00	-	10,800.00	0%	5,000.00	90.09 %
	TOTAL FIRE CONTROL ADM	405,550.00	48,149.00	357,398.80	12%	43,711.00	13.00-%
	FIRE CONTROL OPERATIONS						
001-230-522-10120	REGULAR SALARIES & WAGES	936,250.00	125,027.00	811,222.76	13%	117,854.00	13.18 %
001-230-522-10130	OTHER SALARIES & WAGES - P/T	21,296.00	1,594.00	19,702.37	7%	-	0.00 %
001-230-522-10140	OVERTIME	85,000.00	4,329.00	80,670.96	5%	12,831.00	40.09 %
001-230-522-10150	SPEC PAY-INCENTIVE,HOL,LV BUYB	30,020.00	2,975.00	27,045.00	10%	3,195.00	10.32 %
001-230-522-10210	FICA TAXES	82,052.00	9,956.00	72,096.29	12%	9,849.00	13.85 %
001-230-522-10220	RETIREMENT CONTRIBUTIONS	125,000.00	2,108.00	122,892.09	2%	46,341.00	18.43 %
001-230-522-10230	LIFE & HEALTH INSURANCE	218,900.00	30,258.00	188,642.08	14%	35,686.00	17.30 %
001-230-522-30345	VOLUNTEER FIREFIGHTER PROGRAM	15,300.00	-	15,300.00	0%	-	0.00 %

CITY OF QUINCY, FL
 OPERATING EXPENSES FOR THE TWO (2) MONTHS ENDED NOVEMBER 30, 2023 - BUDGET TO ACTUAL

G/L ACCT #	ACCOUNT DESCRIPTION	FY 2024 OPERATING BUDGET	FY 2024 2 MONTHS YTD OPERATING ACTUAL	FY 2024 OPERATING BUDGET BALANCE	FY 2024 2 MONTHS YTD OPERATING 16.7%	FY 2023 2 MONTHS YTD OPERATING ACTUAL	YTD 16.7% 2023
001-230-522-30402	TRAVEL EXPENSE	2,250.00	-	2,250.00	0%	-	0.00 %
001-230-522-30403	GASOLINE & DIESEL	18,000.00	3,556.00	14,443.81	20%	1,827.00	9.59 %
001-230-522-30404	OIL & GREASE	4,500.00	476.00	4,024.06	11%	-	0.00 %
001-230-522-30405	TIRES	7,650.00	-	7,650.00	0%	1,415.00	56.61 %
001-230-522-30406	VEHICLE PARTS ONLY	4,500.00	-	4,500.00	0%	5.00	0.85 %
001-230-522-30462	REPAIR & MAINT. - EQUIPMENT &	27,000.00	3,067.00	23,932.54	11%	1,556.00	6.97 %
001-230-522-30491	OTHER OPERATING EXPENSE	2,250.00	(175.00)	2,425.00	-8%	141.00	8.32 %
001-230-522-30493	TRAINING	18,000.00	-	18,000.00	0%	-	0.00 %
001-230-522-30511	OFFICE SUPPLIES	900.00	-	900.00	0%	52.00	8.45 %
001-230-522-30521	OPERATING MATERIALS & SUPPLIES	3,600.00	12.00	3,588.01	0%	179.00	5.92 %
001-230-522-30522	OPERATING SUPPLIES - UNIFORMS	67,500.00	153.00	67,347.45	0%	22,282.00	32.99 %
001-230-522-60644	EQUIPMENT	27,000.00	-	27,000.00	0%	-	0.00 %
	TOTAL FIRE CONTROL OPERATIONS	1,696,968.00	183,336.00	1,513,632.42	11%	253,213.00	15.00-%
	BUILDING & PLANNING						
001-284-515-10110	EXE SALARIES & WAGES	-	-	-	0%	9,423.00	36.03 %
001-284-515-10120	REGULAR SALARIES & WAGES	122,552.00	16,498.00	106,054.48	13%	10,645.00	10.56 %
001-284-515-10210	FICA TAXES	9,376.00	1,175.00	8,201.34	13%	1,464.00	18.23 %
001-284-515-10220	RETIREMENT CONTRIBUTIONS	14,706.00	1,980.00	12,726.29	13%	2,408.00	17.82 %
001-284-515-10230	LIFE & HEALTH INSURANCE	18,300.00	2,722.00	15,577.96	15%	3,235.00	18.97 %
001-284-515-30341	CONTRACTUAL SERVICES	7,200.00	6,589.00	610.90	92%	200.00	0.88 %
001-284-515-30343	PROFESSIONAL SERVICES	67,500.00	-	67,500.00	0%	4,350.00	6.28 %
001-284-515-30402	TRAVEL EXPENSE	1,800.00	-	1,800.00	0%	-	0.00 %
001-284-515-30403	GAS & DIESEL	900.00	251.00	649.27	28%	114.00	10.91 %
001-284-515-30404	OIL & GREASE	180.00	-	180.00	0%	-	0.00 %
001-284-515-30405	TIRES	450.00	-	450.00	0%	-	0.00 %
001-284-515-30406	VEH PARTS ONLY	450.00	-	450.00	0%	-	0.00 %
001-284-515-30407	VEH REPAIRS	450.00	-	450.00	0%	-	0.00 %
001-284-515-30410	TELEPHONE	7,500.00	1,349.00	6,150.79	18%	1,094.00	12.16 %
001-284-515-30461	REPAIR & MAINT. OFFICE EQUIPME	2,250.00	1,226.00	1,023.71	54%	443.00	10.99 %
001-284-515-30491	OTHER OPERATING EXPENSE	2,700.00	-	2,700.00	0%	447.00	13.16 %
001-284-515-30493	TRAINING	2,700.00	601.00	2,099.00	22%	-	0.00 %
001-284-515-30500	ADVERTISEMENTS	1,800.00	-	1,800.00	0%	10.00	3.01 %
001-284-515-30511	OFFICE SUPPLIES GENERAL	900.00	-	900.00	0%	107.00	15.31 %
001-284-515-31000	OTHER OPERATING EXP - IT SUPPO	9,500.00	1,583.00	7,916.66	17%	1,583.00	16.66 %
	TOTAL BUILDING & PLANNING	271,214.00	33,974.00	237,240.40	13%	35,523.00	12.00-%

CITY OF QUINCY, FL
 OPERATING EXPENSES FOR THE TWO (2) MONTHS ENDED NOVEMBER 30, 2023 - BUDGET TO ACTUAL

GL/ACCT #	ACCOUNT DESCRIPTION	FY 2024 OPERATING BUDGET	FY 2024 2 MONTHS YTD OPERATING ACTUAL	FY 2024 OPERATING BUDGET BALANCE	FY 2024 2 MONTHS YTD OPERATING ACTUAL	FY 2024 2 MONTHS YTD OPERATING BALANCE	FY 2023 2 MONTHS YTD OPERATING ACTUAL	YTD 16.7% 2023
	RECREATIONAL ACTIVITY							
001-310-572-10110	EXE SALARIES & WAGES	54,388.00	7,321.00	47,066.56	7,321.00	47,066.56	7,732.00	13.95 %
001-310-572-10120	REGULAR SALARIES & WAGES	260,018.00	35,219.00	224,798.84	35,219.00	224,798.84	23,096.00	8.92 %
001-310-572-10130	OTHER SALARIES & WAGES - P/T	30,000.00	2,374.00	27,626.28	2,374.00	27,626.28	2,087.00	7.60 %
001-310-572-10140	OVERTIME	2,000.00	-	2,000.00	-	2,000.00	-	0.00 %
001-310-572-10210	FICA TAXES	26,500.00	3,134.00	23,365.92	3,134.00	23,365.92	2,317.00	9.46 %
001-310-572-10220	RETIREMENT CONTRIBUTIONS	37,728.00	5,087.00	32,641.26	5,087.00	32,641.26	3,538.00	9.91 %
001-310-572-10230	LIFE & HEALTH INSURANCE	70,900.00	12,374.00	58,526.46	12,374.00	58,526.46	8,487.00	12.51 %
001-310-572-30341	CONTRACTUAL SERVICES	1,800.00	-	1,800.00	-	1,800.00	384.00	5.43 %
001-310-572-30402	TRAVEL EXPENSE	900.00	300.00	600.00	300.00	600.00	-	0.00 %
001-310-572-30403	GAS & DIESEL	9,000.00	1,843.00	7,157.15	1,843.00	7,157.15	761.00	6.91 %
001-310-572-30404	OIL & GREASE	900.00	297.00	603.06	297.00	603.06	-	0.00 %
001-310-572-30405	TIRES	900.00	378.00	521.71	378.00	521.71	116.00	17.90 %
001-310-572-30406	VEH PARTS ONLY	900.00	-	900.00	-	900.00	138.00	20.24 %
001-310-572-30407	VEHICLE REPAIRS	900.00	-	900.00	-	900.00	-	0.00 %
001-310-572-30410	TELEPHONE	13,000.00	1,470.00	11,529.97	1,470.00	11,529.97	1,288.00	9.54 %
001-310-572-30440	RENTAL OF EQUIPMENT & BUILDING	900.00	880.00	20.00	880.00	20.00	-	0.00 %
001-310-572-30462	REPAIR & MAINT-EQUIPMENT & TOO	900.00	477.00	422.51	477.00	422.51	7.00	0.17 %
001-310-572-30491	OTHER OPERATING EXPENSES	9,000.00	4,289.00	4,710.51	4,289.00	4,710.51	1,496.00	7.19 %
001-310-572-30492	MAINTENANCE OF TANYARD CREEK P	6,300.00	-	6,300.00	-	6,300.00	466.00	6.68 %
001-310-572-30493	TRAINING	900.00	-	900.00	-	900.00	-	0.00 %
001-310-572-30511	OFFICE SUPPLIES - GENERAL	900.00	477.00	423.31	477.00	423.31	-	0.00 %
001-310-572-30521	OPERATING MATERIALS & SUPPLIES	3,150.00	2,173.00	976.92	2,173.00	976.92	93.00	1.64 %
001-310-572-30522	OPERATING SUPPLIES - UNIFORMS	2,700.00	782.00	1,918.06	782.00	1,918.06	338.00	5.59 %
001-310-572-30523	OPERATING SUP - CHEM	3,600.00	1,379.00	2,221.05	1,379.00	2,221.05	-	0.00 %
001-310-572-30525	ATHLETIC EQUIPMENT - FOOTBALL	18,000.00	3,098.00	14,902.50	3,098.00	14,902.50	15,660.00	59.89 %
001-310-572-30526	ATHLETIC EQUIP BASEBALL & SOFT	4,500.00	-	4,500.00	-	4,500.00	-	0.00 %
001-310-572-30527	ATHLETIC EQUIPMENT - TRACK	5,400.00	327.00	5,072.56	327.00	5,072.56	-	0.00 %
001-310-572-30528	ATHLETIC EQUIPMENT - BASKETBALL	14,400.00	802.00	13,598.04	802.00	13,598.04	-	0.00 %
001-310-572-30529	ATHLETIC EQUIPMENT - OTHER	3,150.00	-	3,150.00	-	3,150.00	48.00	4.64 %
001-310-572-30531	ATHLETIC EQUIPMENT - KICKBALL	2,700.00	-	2,700.00	-	2,700.00	-	0.00 %
001-310-572-30532	ATHLETIC - CHEERLEADING	4,500.00	582.00	3,918.00	582.00	3,918.00	-	0.00 %
001-310-572-30540	OTHER RECREATIONAL ACTIVITIES	6,300.00	-	6,300.00	-	6,300.00	450.00	6.93 %
001-310-572-31000	OTHER OPERATING EXP - IT SUPPO	9,500.00	1,583.00	7,916.66	1,583.00	7,916.66	1,583.00	16.66 %
	TOTAL RECREATIONAL ACTIVITY	606,634.00	86,646.00	519,987.33	86,646.00	519,987.33	70,085.00	11.00-%

CITY OF QUINCY, FL
 OPERATING EXPENSES FOR THE TWO (2) MONTHS ENDED NOVEMBER 30, 2023 - BUDGET TO ACTUAL

G/L ACCT #	ACCOUNT DESCRIPTION	FY 2024 OPERATING BUDGET	FY 2024 2 MONTHS YTD OPERATING ACTUAL	FY 2024 OPERATING BUDGET BALANCE	FY 2024 2 MONTHS YTD OPERATING ACTUAL	FY 2023 2 MONTHS YTD OPERATING ACTUAL	YTD 16.7% 2023
	PARKS						
001-440-572-10130	OTHER SALARIES & WAGES - P/T	-	-	-	0%	425.00	0.00 %
001-440-572-10210	FICA TAXES	-	-	-	0%	33.00	0.00 %
001-440-572-30341	CONTRACTUAL SERVICES	9,000.00	150.00	8,849.79	2%	300.00	1.88 %
001-440-572-30391	PARKS & FACILITY	27,000.00	8,243.00	18,757.31	31%	2,163.00	4.69 %
001-440-572-30430	UTILITIES	41,000.00	5,356.00	35,643.62	13%	6,350.00	12.91 %
001-440-572-30462	REPAIR & MAINT.-EQUIPMENT & TO	2,250.00	-	2,250.00	0%	157.00	9.77 %
001-440-572-30463	REPAIR & MAINTENANCE-BLDGS. &	9,000.00	331.00	8,668.81	4%	1,809.00	8.03 %
001-440-572-30491	OTHER OPERATING EXPENSES	900.00	-	900.00	0%	-	0.00 %
001-440-572-60642	VEHICLES	45,000.00	-	45,000.00	0%	-	0.00 %
001-440-572-60644	EQUIPMENT	5,850.00	-	5,850.00	0%	-	0.00 %
	TOTAL PARKS	140,000.00	14,080.00	125,919.53	10%	11,237.00	8.00-%
	PUBLIC WORKS ADM						
001-410-539-10110	EXE SALARIES & WAGES	48,048.00	6,468.00	41,580.00	13%	6,468.00	13.35 %
001-410-539-10120	REGULAR SALARIES & WAGES	16,640.00	3,532.00	13,108.00	21%	3,361.00	14.17 %
001-410-539-10140	OVERTIME	500.00	-	500.00	0%	-	0.00 %
001-410-539-10210	FICA TAXES	4,987.00	738.00	4,249.39	15%	699.00	13.31 %
001-410-539-10220	RETIREMENT CONTRIBUTIONS	5,766.00	776.00	4,989.84	13%	776.00	13.41 %
001-410-539-10230	LIFE & HEALTH INSURANCE	8,600.00	907.00	7,692.78	11%	1,740.00	22.05 %
001-410-539-30410	TELEPHONE	7,770.00	686.00	7,084.14	9%	884.00	9.79 %
001-410-539-30430	UTILITIES	62,000.00	14,622.00	47,378.00	24%	12,555.00	15.74 %
001-410-539-30440	REPAIR & MAINT BUILDING	900.00	-	900.00	0%	45.00	5.08 %
001-410-539-30491	OTHER OPERATING EXPENSE	3,600.00	304.00	3,295.70	8%	88.00	2.03 %
001-410-539-30493	TRAINING	1,800.00	-	1,800.00	0%	-	0.00 %
001-410-539-30511	OFFICE SUPPLIES	360.00	65.00	295.44	18%	-	0.00 %
001-410-539-30521	OPERATING MATERIALS & SUPPLIES	2,700.00	118.00	2,582.01	4%	-	0.00 %
001-410-539-30522	OPERATING EXPENSE - UNIFORMS	11,700.00	2,484.00	9,216.28	21%	1,341.00	13.51 %
001-410-539-30524	OPERATING SUPPLIES - TOOLS	450.00	-	450.00	0%	-	0.00 %
001-410-539-31000	OTHER OPERATING EXP - IT SUPPO	9,500.00	1,583.00	7,916.66	17%	1,583.00	16.66 %
	TOTAL PUBLIC WORKS ADM	185,321.00	32,283.00	153,038.24	17%	29,540.00	14.00-%
	ROADS & STREETS						
001-430-541-10110	SALARIES & WAGES	6,864.00	924.00	5,940.00	13%	924.00	12.90 %
001-430-541-10120	REGULAR SALARIES & WAGES	432,595.00	55,371.00	377,224.45	13%	47,793.00	12.81 %

CITY OF QUINCY, FL
 OPERATING EXPENSES FOR THE TWO (2) MONTHS ENDED NOVEMBER 30, 2023 - BUDGET TO ACTUAL

G/L_ACCT #	ACCOUNT DESCRIPTION	FY 2024 OPERATING BUDGET	FY 2024 2 MONTHS YTD OPERATING ACTUAL	FY 2024 OPERATING BUDGET BALANCE	FY 2024 2 MONTHS YTD OPERATING 16.7%	FY 2023 2 MONTHS YTD OPERATING ACTUAL	YTD 16.7% 2023
001-430-541-10140	OVERTIME	6,000.00	1,080.00	4,919.60	18%	1,528.00	17.72 %
001-430-541-10210	FICA TAXES	34,077.00	4,137.00	29,940.27	12%	3,535.00	12.73 %
001-430-541-10220	RETIREMENT CONTRIBUTIONS	52,735.00	6,726.00	46,008.82	13%	5,778.00	12.96 %
001-430-541-10230	LIFE & HEALTH INSURANCE	77,200.00	12,565.00	64,635.50	16%	12,970.00	17.59 %
001-430-541-30341	CONTRACTUAL SERVICES	-	-	-	0%	10,861.00	22.31 %
001-430-541-30403	GASOLINE & DIESEL	54,000.00	10,661.00	43,338.75	20%	5,775.00	8.90 %
001-430-541-30462	REPAIR & MAINT - HEAVY EQUIPME	4,500.00	164.00	4,336.00	4%	217.00	5.11 %
001-430-541-30491	OTHER OPERATING EXPENSE	360.00	64.00	295.63	18%	-	0.00 %
001-430-541-30521	OPERATING MATERIALS & SUPPLIES	810.00	345.00	465.17	43%	13.00	1.58 %
001-430-541-30524	OPERATING SUPPLIES - SMALL TOO	6,750.00	196.00	6,554.48	3%	-	0.00 %
001-430-541-30530	ROAD MATERIALS & SUPPLIES	67,500.00	18,366.00	49,134.00	27%	7,317.00	11.41 %
001-430-541-60632	RESURF & SIDEWALKS	-	-	-	0%	46,847.00	22.47 %
001-430-541-60634	STORM WATER FACILITIES	4,500.00	-	4,500.00	0%	-	0.00 %
	TOTAL ROADS & STREETS	747,891.00	110,599.00	637,292.67	15%	143,558.00	15.00-%
	CEMETERIES & GROUNDS						
001-431-542-10120	REGULAR SALARIES & WAGES	120,537.00	17,067.00	103,469.69	14%	14,961.00	13.06 %
001-431-542-10140	OVERTIME	3,400.00	320.00	3,080.01	9%	689.00	21.30 %
001-431-542-10210	FICA TAXES	9,482.00	1,246.00	8,236.02	13%	1,100.00	13.11 %
001-431-542-10220	RETIREMENT CONTRIBUTIONS	14,464.00	2,026.00	12,437.82	14%	1,780.00	13.25 %
001-431-542-10230	LIFE & HEALTH INSURANCE	24,000.00	3,882.00	20,117.59	16%	4,091.00	17.95 %
001-431-542-30521	OPERATING SUPPLIES	450.00	12.00	437.82	3%	22.00	21.56 %
	TOTAL CEMETERIES & GROUNDS	172,333.00	24,553.00	147,778.95	14%	22,643.00	14.00-%
	BUILDINGS & GROUNDS						
001-440-519-10120	REGULAR SALARIES & WAGES	176,407.00	23,781.00	152,625.65	13%	23,231.00	12.57 %
001-440-519-10130	OTHER SALARIES & WAGES - PT	1,300.00	-	1,300.00	0%	-	0.00 %
001-440-519-10140	OVERTIME	4,000.00	285.00	3,715.33	7%	773.00	5.30 %
001-440-519-10210	FICA TAXES	13,900.00	1,740.00	12,160.40	13%	1,697.00	7.36 %
001-440-519-10220	RETIREMENT CONTRIBUTIONS	21,169.00	2,832.00	18,337.13	13%	2,772.00	8.89 %
001-440-519-10230	LIFE & HEALTH INSURANCE	34,300.00	4,892.00	29,408.02	14%	6,077.00	15.02 %
001-440-519-30341	CONTRACTUAL SERVICES	13,500.00	326.00	13,174.33	2%	337.00	1.68 %
001-440-519-30463	REPAIR & MAINT.-BUILDINGS & GR	-	-	-	0%	2,203.00	12.95 %
001-440-519-30491	OTHER OPERATING EXPENSE	2,250.00	511.00	1,738.70	23%	-	0.00 %
	TOTAL BUILDINGS & GROUNDS	266,826.00	34,367.00	232,459.56	13%	37,090.00	11.00-%

CITY OF QUINCY, FL
 OPERATING EXPENSES FOR THE TWO (2) MONTHS ENDED NOVEMBER 30, 2023 - BUDGET TO ACTUAL

G/L_ACCT #	ACCOUNT DESCRIPTION	FY 2024 OPERATING BUDGET	FY 2024 2 MONTHS YTD OPERATING ACTUAL	FY 2024 OPERATING BUDGET BALANCE	FY 2024 2 MONTHS YTD OPERATING 16.7%	FY 2023 2 MONTHS YTD OPERATING ACTUAL	YTD 16.7% 2023
	FLEET MAINTENANCE						
001-450-541-10120	REGULAR SALARIES & WAGES	66,423.00	5,248.00	61,175.16	8%	5,227.00	6.60 %
001-450-541-10140	OVER TIME	1,000.00	225.00	775.09	23%	-	0.00 %
001-450-541-10210	FICA TAXES	5,158.00	364.00	4,794.43	7%	346.00	5.65 %
001-450-541-10220	RETIREMENT CONTRIBUTIONS	7,971.00	630.00	7,341.24	8%	627.00	6.52 %
001-450-541-10230	LIFE & HEALTH INSURANCE	11,000.00	1,768.00	9,231.84	16%	1,701.00	14.96 %
001-450-541-30404	OIL & GREASE	1,350.00	675.00	674.94	50%	152.00	5.08 %
001-450-541-30405	TIRES	9,000.00	1,351.00	7,648.67	15%	446.00	4.06 %
001-450-541-30406	VEH PARTS ONLY	31,500.00	277.00	31,222.66	1%	4,210.00	10.02 %
001-450-541-30407	VEHICLE REPAIRS	18,000.00	344.00	17,656.11	2%	-	0.00 %
001-450-541-30491	OTHER OPER EXPENSE	6,750.00	228.00	6,521.69	3%	870.00	12.00 %
001-450-541-30522	OPERATING SUPPLIES - UNIFORMS	2,700.00	117.00	2,583.04	4%	-	0.00 %
001-450-541-60643	HEAVY EQUIPMENT	101,250.00	-	101,250.00	0%	-	0.00 %
	TOTAL FLEET MAINT	262,102.00	11,227.00	250,874.87	4%	13,579.00	7.00-%
	TOTAL GEN FUND EXPENDITURES	11,259,360.00	1,353,569.00	9,905,789.48	12%	1,645,205.00	14.00-%
	COMMUNITY REDEVELOPMENT AGENCY						
002-250-552-10120	REGULAR SALARIES & WAGES	86,235.00	-	86,235.00	0%	351.00	0.40 %
002-250-552-10210	FICA	6,597.00	-	6,597.00	0%	-	0.00 %
002-250-552-10220	RETIREMENT CONTRIBUTIONS	10,348.00	-	10,348.00	0%	-	0.00 %
002-250-552-10230	LIFE & HEALTH INSURANCE	14,389.00	-	14,389.00	0%	-	0.00 %
002-250-552-30341	CONTRACTUAL SERVICES	6,180.00	500.00	5,680.00	8%	500.00	5.52 %
002-250-552-30343	PROFESSIONAL SERVICES	39,346.00	-	39,346.00	0%	-	0.00 %
002-250-552-30390	CONTINGENCIES - TANYARD CREEK	6,906.00	-	6,906.00	0%	-	0.00 %
002-250-552-30402	TRAVEL EXPENSES	515.00	-	515.00	0%	-	0.00 %
002-250-552-30403	GAS & DIESEL	258.00	-	258.00	0%	-	0.00 %
002-250-552-30410	TELEPHONE	2,266.00	-	2,266.00	0%	-	0.00 %
002-250-552-30490	BANK CHARGES	1,030.00	(2.00)	1,032.00	0%	53.00	5.31 %
002-250-552-30491	OTHER OPERATING EXPENSES	5,150.00	-	5,150.00	0%	-	0.00 %
002-250-552-30493	TRAINING	1,030.00	-	1,030.00	0%	-	0.00 %
002-250-552-30500	LEGAL ADS & RECORDINGS	1,545.00	-	1,545.00	0%	-	0.00 %
002-250-552-30512	POSTAGE	258.00	-	258.00	0%	-	0.00 %
002-250-552-30521	OPERATING SUPPLIES	7,725.00	474.00	7,250.76	6%	-	0.00 %
002-250-552-31000	OTHER OPERATING EXPENSE- IT SU	5,000.00	833.00	4,166.66	17%	833.00	16.66 %
002-250-552-32000	ADMINISTRATIVE SUPPORT SERVICE	20,000.00	3,335.00	16,664.66	17%	3,335.00	16.66 %

CITY OF QUINCY, FL
OPERATING EXPENSES FOR THE TWO (2) MONTHS ENDED NOVEMBER 30, 2023 - BUDGET TO ACTUAL

G/L_ACCT #	ACCOUNT DESCRIPTION	FY 2024 OPERATING BUDGET	FY 2024 2 MONTHS YTD OPERATING ACTUAL	FY 2024 OPERATING BUDGET BALANCE	FY 2024 2 MONTHS YTD OPERATING ACTUAL	FY 2024 2 MONTHS YTD OPERATING ACTUAL	FY 2024 2 MONTHS YTD OPERATING ACTUAL	FY 2024 2 MONTHS YTD OPERATING ACTUAL	FY 2024 2 MONTHS YTD OPERATING ACTUAL
002-250-552-60000	SENIOR ENERGY EFF PROGRAM	103,000.00	-	103,000.00	-	0%	-	0.00 %	0.00 %
002-250-552-60010	BEAUTIFICATION PROJECTS	1,679.00	-	1,679.00	-	0%	-	0.00 %	0.00 %
002-250-552-60040	CRA CATALYST PROJECTS	712,879.00	197,916.00	514,963.00	197,916.00	28%	40,000.00	5.31 %	5.31 %
002-250-552-60641	OFFICE FURNITURE & EQUIPMENT	1,030.00	-	1,030.00	-	0%	-	0.00 %	0.00 %
	TOTAL CRA	1,033,366.00	203,056.00	830,309.08	203,056.00	20%	45,072.00	4.00-%	4.00-%
	TOTAL GOVERNMENTAL FUNDS	12,292,726.00	1,556,625.00	10,736,098.56	1,556,625.00	13%	1,690,277.00		
	ENTERPRISE FUND								
	FINANCIAL SERVICES								
400-271-513-10110	EXECUTIVE SALARIES & WAGES	68,552.00	-	68,552.00	-	0%	10,868.00	15.73 %	15.73 %
400-271-513-10120	REGULAR SALARIES & WAGES	174,516.00	23,418.00	151,098.39	23,418.00	13%	18,363.00	9.22 %	9.22 %
400-271-513-10210	FICA TAXES	19,168.00	1,632.00	17,536.00	1,632.00	9%	2,063.00	9.70 %	9.70 %
400-271-513-10220	RETIREMENT CONTRIBUTIONS	30,068.00	2,810.00	27,257.88	2,810.00	9%	3,508.00	10.52 %	10.52 %
400-271-513-10230	LIFE & HEALTH INSURANCE	37,400.00	5,311.00	32,088.76	5,311.00	14%	6,060.00	13.46 %	13.46 %
400-271-513-30341	CONTRACTUAL SERVICES	9,750.00	3,443.00	6,307.33	3,443.00	35%	362.00	2.83 %	2.83 %
400-271-513-31000	OTHER OPERATING EXPENSE- IT SU	5,000.00	833.00	4,166.66	833.00	17%	833.00	16.66 %	16.66 %
	TOTAL FINANCIAL SERVICES	344,454.00	37,447.00	307,007.02	37,447.00	11%	42,057.00	11.00-%	11.00-%
	CUSTOMER SERVICES								
400-274-513-10110	EXE SALARIES & WAGES	46,987.00	6,325.00	40,661.80	6,325.00	13%	6,325.00	12.51 %	12.51 %
400-274-513-10120	REGULAR SALARIES & WAGES	95,680.00	12,592.00	83,087.75	12,592.00	13%	4,067.00	4.15 %	4.15 %
400-274-513-10140	OVERTIME	500.00	151.00	348.87	151.00	30%	-	0.00 %	0.00 %
400-274-513-10210	FICA TAXES	10,952.00	1,342.00	9,610.07	1,342.00	12%	732.00	6.11 %	6.11 %
400-274-513-10220	RETIREMENT CONTRIBUTION	17,120.00	2,270.00	14,849.92	2,270.00	13%	1,233.00	6.56 %	6.56 %
400-274-513-10230	LIFE & HEALTH INSURANCE	18,600.00	3,875.00	14,724.80	3,875.00	21%	1,172.00	4.62 %	4.62 %
400-274-513-30280	Credit Card Processing Charges	9,000.00	350.00	8,649.57	350.00	4%	34,090.00	25.33 %	25.33 %
400-274-513-30341	CONTRACTUAL SERVICES	1,800.00	-	1,800.00	-	0%	3,630.00	75.62 %	75.62 %
400-274-513-30410	TELEPHONE	7,000.00	1,477.00	5,523.14	1,477.00	21%	1,084.00	11.09 %	11.09 %
400-274-513-30461	REPAIR & MAINTAIN OFFICE EQUIP	2,250.00	522.00	1,728.21	522.00	23%	300.00	8.04 %	8.04 %
400-274-513-30490	BANK CHARGES	900.00	-	900.00	-	0%	-	0.00 %	0.00 %
400-274-513-30491	OTHER OPERATING EXPENSES	5,400.00	-	5,400.00	-	0%	3,514.00	56.21 %	56.21 %
400-274-513-30493	TRAINING	360.00	-	360.00	-	0%	-	0.00 %	0.00 %
400-274-513-30495	Over or Under	900.00	523.00	376.53	523.00	58%	-	0.00 %	0.00 %
400-274-513-30511	OFFICE SUPPLIES-GENERAL	900.00	92.00	807.55	92.00	10%	-	0.00 %	0.00 %
400-274-513-31000	OTHER OPERATING EXPENSE IT SUP	5,000.00	833.00	4,166.66	833.00	17%	833.00	16.66 %	16.66 %

CITY OF QUINCY, FL
 OPERATING EXPENSES FOR THE TWO (2) MONTHS ENDED NOVEMBER 30, 2023 - BUDGET TO ACTUAL

G/L_ACCT #	ACCOUNT DESCRIPTION	FY 2024 OPERATING BUDGET	FY 2024 2 MONTHS YTD OPERATING ACTUAL	FY 2024 OPERATING BUDGET BALANCE	FY 2024 2 MONTHS YTD OPERATING ACTUAL	FY 2023 2 MONTHS YTD OPERATING ACTUAL	YTD 16.7% 2023
	TOTAL CUSTOMER SERVICES	223,349.00	30,352.00	192,994.87	14%	56,980.00	15.00-%
	SEWER ADMINISTRATION						
402-520-535-10110	EXE SALARIES & WAGES	14,797.00	1,992.00	12,805.07	13%	1,992.00	13.36 %
402-520-535-10120	REGULAR SALARIES & WAGES	47,595.00	6,489.00	41,126.03	14%	6,098.00	12.99 %
402-520-535-10140	OVERTIME	2,000.00	176.00	1,823.57	9%	304.00	14.86 %
402-520-535-10210	FICA TAXES	4,926.00	610.00	4,316.41	12%	593.00	13.04 %
402-520-535-10220	RETIREMENT CONTRIBUTIONS	7,487.00	1,015.00	6,471.63	14%	971.00	13.17 %
402-520-535-10230	LIFE & HEALTH INSURANCE	16,600.00	2,579.00	14,021.15	16%	2,483.00	17.43 %
402-520-535-30320	ACCOUNTING & AUDITING SERVICES	12,154.00	-	12,154.00	0%	-	0.00 %
402-520-535-30341	CONTRACTUAL SERVICES	6,660.00	1,206.00	5,454.21	18%	49.00	0.14 %
402-520-535-30343	PROFESSIONAL SERVICES	18,000.00	-	18,000.00	0%	5,996.00	57.99 %
402-520-535-30390	CONTINGENCY	43,577.00	-	43,577.00	0%	-	0.00 %
402-520-535-30402	TRAVEL EXPENSE	180.00	-	180.00	0%	-	0.00 %
402-520-535-30403	GAS & DIESEL	180.00	-	180.00	0%	-	0.00 %
402-520-535-30404	OIL & GREASE	360.00	-	360.00	0%	-	0.00 %
402-520-535-30405	TIRES	180.00	-	180.00	0%	-	0.00 %
402-520-535-30410	TELEPHONE	8,000.00	723.00	7,277.20	9%	795.00	8.84 %
402-520-535-30440	RENTALS & LEASES	311.00	-	311.00	0%	-	0.00 %
402-520-535-30451	INSURANCE - PROPERTY LIABILITY	72,750.00	18,185.00	54,565.17	25%	13,602.00	23.56 %
402-520-535-30465	COPIER REPAIRS	1,800.00	-	1,800.00	0%	-	0.00 %
402-520-535-30490	BANK CHARGES	900.00	-	900.00	0%	-	0.00 %
402-520-535-30491	OTHER OPERATING EXPENSE	1,800.00	79.00	1,721.02	4%	451.00	11.21 %
402-520-535-30511	OFFICE SUPPLIES	270.00	-	270.00	0%	-	0.00 %
402-520-535-30521	OPERATING SUPPLIES	120.00	-	120.00	0%	-	0.00 %
402-520-535-30522	OPERATING SUPPLIES - UNIFORMS	224.00	24.00	199.80	11%	36.00	13.35 %
402-520-535-31000	OTHER OPERATING EXP - IT SUPPO	9,500.00	1,583.00	7,916.66	17%	1,583.00	16.66 %
402-520-535-70031	2020A BOND DEBT SERVICE PRINCI	103,284.00	51,376.00	51,907.78	50%	50,329.00	49.74 %
402-520-535-70032	2020A BOND DEBT SERVICE INTERE	15,243.00	7,359.00	7,884.33	48%	8,406.00	51.59 %
402-520-535-70113	2021 BOND DEBT SERVICE PRINCIP	30,622.00	15,248.00	15,373.95	50%	15,000.00	49.79 %
402-520-535-70114	2021 BOND DEBT SERVICE INTERES	8,219.00	4,172.00	4,046.51	51%	4,421.00	50.71 %
402-520-535-70733	DEBT SERVICE SRL 641090 PRINCI	13,258.00	6,594.00	6,663.95	50%	6,455.00	49.73 %
402-520-535-70734	DEBT SERVICE SRL 641090 INTERE	4,698.00	2,384.00	2,313.67	51%	2,523.00	50.69 %
402-520-535-70735	DEBT SERVICE SRL 200100 PRINCI	24,041.00	-	24,041.00	0%	-	0.00 %
402-520-535-70736	DEBT SERVICE SRL 200100 INTERE	3,164.00	-	3,164.00	0%	-	0.00 %

CITY OF QUINCY, IL
 OPERATING EXPENSES FOR THE TWO (2) MONTHS ENDED NOVEMBER 30, 2023 - BUDGET TO ACTUAL

G/L ACCT #	ACCOUNT DESCRIPTION	FY 2024 OPERATING BUDGET	FY 2024 2 MONTHS YTD OPERATING ACTUAL	FY 2024 OPERATING BUDGET BALANCE	FY 2024 2 MONTHS YTD OPERATING 16.7%	FY 2023 2 MONTHS YTD OPERATING ACTUAL	YTD 2023 16.7%
402-520-535-70741	DEBT SERVICE SOLAR ARRAY PRINC	26,376.00	17,884.00	8,491.66	68%	-	0.00 %
402-520-535-70742	DEBT SERVICE SOLAR ARRAY INT	2,638.00	1,789.00	849.34	68%	-	0.00 %
402-520-535-90990	TRANSFER OF PROFIT	234,053.00	39,009.00	195,044.16	17%	18,586.00	16.66 %
402-520-535-90992	TRANSFER TO LANDFILL	45,000.00	7,500.00	37,500.00	17%	-	0.00 %
402-520-535-91000	BUSINESS ACTIVITY SHARED EXP	45,424.00	7,571.00	37,853.34	17%	10,255.00	16.66 %
	TOTAL SEWER ADM	826,391.00	195,527.00	630,863.61	24%	150,928.00	23.00-%
	SEWER TREATMENT						
402-531-535-30341	CONTRACTUAL SERVICES	901,000.00	155,921.00	745,679.30	17%	215,012.00	23.24 %
402-531-535-30430	UTILITIES	153,931.00	24,116.00	129,815.46	16%	30,432.00	15.91 %
402-531-535-30466	REPAIR & MAINTENANCE - PLANT	1,800.00	-	1,800.00	0%	-	0.00 %
402-531-535-30491	OTHER OPERATING EXPENSE	1,800.00	-	1,800.00	0%	5,500.00	100.00 %
	TOTAL SEWER TREATMENT	1,058,531.00	179,437.00	879,094.76	17%	250,944.00	22.00-%
	SEWER DISTRIBUTION						
402-540-535-10120	REGULAR SALARIES & WAGES	118,464.00	14,313.00	104,151.26	12%	11,096.00	12.45 %
402-540-535-10140	OVERTIME	7,844.00	1,684.00	6,159.72	21%	1,388.00	10.85 %
402-540-535-10210	FICA TAXES	9,663.00	1,129.00	8,534.47	12%	867.00	11.96 %
402-540-535-10220	RETIREMENT CONTRIBUTIONS	14,216.00	1,651.00	12,564.64	12%	1,175.00	11.24 %
402-540-535-10230	LIFE & HEALTH INSURANCE	27,400.00	4,465.00	22,934.76	16%	4,254.00	17.61 %
402-540-535-30312	ENGINEERING STUDY	1,818.00	-	1,818.00	0%	-	0.00 %
402-540-535-30341	CONTRACTUAL SERVICES	2,610.00	-	2,610.00	0%	-	0.00 %
402-540-535-30401	AUTO EXPENSE	450.00	-	450.00	0%	-	0.00 %
402-540-535-30403	GASOLINE & DIESEL	2,430.00	1,094.00	1,335.51	45%	226.00	5.96 %
402-540-535-30404	OIL & GREASE	1,077.00	-	1,077.00	0%	-	0.00 %
402-540-535-30405	TIRES	1,244.00	-	1,244.00	0%	24.00	10.23 %
402-540-535-30406	AUTO PARTS	968.00	497.00	470.94	51%	80.00	7.97 %
402-540-535-30407	VEHICLE REPAIRS-PARTS AND LABO	5,490.00	-	5,490.00	0%	-	0.00 %
402-540-535-30462	REPAIR & MAINT.-EQUIPMENT & TO	1,476.00	58.00	1,418.37	4%	-	0.00 %
402-540-535-30467	MAINTENANCE OF MAINS & LINES	92,408.00	-	92,408.00	0%	2,646.00	7.26 %
402-540-535-30491	OTHER OPERATING EXPENSE	270.00	-	270.00	0%	-	0.00 %
402-540-535-30521	OPERATING SUPPLIES	219.00	-	219.00	0%	-	0.00 %
402-540-535-30522	OPERATING SUPPLIES - UNIFORMS	1,985.00	218.00	1,767.16	11%	325.00	16.12 %
402-540-535-60644	EQUIPMENT	9,000.00	-	9,000.00	0%	-	0.00 %
	TOTAL SEWER DISTRIBUTION	299,032.00	25,109.00	273,922.83	8%	22,081.00	4.00-%

CITY OF QUINCY, FL
 OPERATING EXPENSES FOR THE TWO (2) MONTHS ENDED NOVEMBER 30, 2023 - BUDGET TO ACTUAL

G/L ACCT #	ACCOUNT DESCRIPTION	FY 2024 OPERATING BUDGET	FY 2024 2 MONTHS YTD OPERATING ACTUAL	FY 2024 OPERATING BUDGET BALANCE	FY 2024 2 MONTHS YTD OPERATING 16.7%	FY 2023 2 MONTHS YTD OPERATING ACTUAL	YTD 16.7% 2023
	TOTAL SEWER FUND	2,183,954.00	400,073.00	1,783,881.20	18%	423,953.00	13.00-%
	ELECTRIC ADMINISTRATION						
403-520-531-10110	EXE SALARIES & WAGES	29,594.00	3,984.00	25,610.16	13%	3,349.00	11.54 %
403-520-531-10120	REGULAR SALARIES & WAGES	97,791.00	5,895.00	91,895.66	6%	5,895.00	11.93 %
403-520-531-10140	OVERTIME	1,030.00	-	1,030.00	0%	-	0.00 %
403-520-531-10210	FICA TAXES	9,824.00	731.00	9,092.78	7%	755.00	12.47 %
403-520-531-10220	RETIREMENT CONTRIBUTIONS	15,286.00	1,186.00	14,100.48	8%	1,033.00	11.23 %
403-520-531-10230	LIFE & HEALTH INSURANCE	14,300.00	1,641.00	12,659.24	11%	1,550.00	18.57 %
403-520-531-30320	ACCOUNTING & AUDITING SERVICES	26,518.00	-	26,518.00	0%	-	0.00 %
403-520-531-30341	CONTRACTUAL SERVICES	58,500.00	5,033.00	53,467.37	9%	9,257.00	15.40 %
403-520-531-30343	PROFESSIONAL SERVICES	18,000.00	2,225.00	15,775.19	12%	3,113.00	10.04 %
403-520-531-30370	PURCHASED ELECTRIC	7,690,752.00	916,109.00	6,774,643.15	12%	1,294,825.00	13.36 %
403-520-531-30390	CONTINGENCY	151,562.00	-	151,562.00	0%	-	0.00 %
403-520-531-30402	TRAVEL EXPENSE	1,800.00	-	1,800.00	0%	-	0.00 %
403-520-531-30403	GASOLINE & DIESEL	18,000.00	3,133.00	14,866.71	17%	1,298.00	5.19 %
403-520-531-30404	OIL & GREASE	225.00	99.00	126.18	44%	-	0.00 %
403-520-531-30405	TIRES	360.00	165.00	195.32	46%	-	0.00 %
403-520-531-30406	VEHICLE PARTS ONLY	450.00	427.00	22.66	95%	-	0.00 %
403-520-531-30407	VEHICLE REPAIRS	180.00	-	180.00	0%	-	0.00 %
403-520-531-30410	TELEPHONE	7,000.00	1,895.00	5,304.82	24%	728.00	9.94 %
403-520-531-30440	RENTALS/LEASES	6,930.00	-	6,930.00	0%	-	0.00 %
403-520-531-30451	INSURANCE - PROPERTY LIABILITY	280,607.00	70,141.00	210,465.52	25%	52,464.00	23.56 %
403-520-531-30462	REPAIR & MAINT-EQUIPMENT & TO	900.00	-	900.00	0%	-	0.00 %
403-520-531-30465	COPIER PAYMENT	1,800.00	-	1,800.00	0%	-	0.00 %
403-520-531-30491	OTHER OPERATING EXPENSE	7,200.00	79.00	7,121.03	1%	951.00	8.33 %
403-520-531-30493	TRAINING	12,623.00	-	12,623.00	0%	53.00	0.37 %
403-520-531-30500	LEGAL ADS & RECORDING	1,350.00	42.00	1,308.00	3%	315.00	14.92 %
403-520-531-30511	OFFICE SUPPLIES	517.00	104.00	413.00	20%	220.00	38.25 %
403-520-531-30512	POSTAGE	24,300.00	8.00	24,292.20	0%	-	0.00 %
403-520-531-30521	OPERATING SUPPLIES	390.00	-	390.00	0%	-	0.00 %
403-520-531-30522	OPERATING SUPPLIES - UNIFORMS	1,350.00	73.00	1,277.39	5%	108.00	6.11 %
403-520-531-30540	DUES, PUBLICATION, & MEMBERSHI	41,400.00	33,723.00	7,677.42	81%	22,021.00	47.87 %
403-520-531-30580	STATE ASSESSMENT TAXES	2,160.00	-	2,160.00	0%	-	0.00 %
403-520-531-30591	UNCLAIMED PROPERTY UTILITY REF	4,500.00	-	4,500.00	0%	-	0.00 %
403-520-531-30646	ECONOMIC DEVELOPMENT INITIATIV	-	-	-	0%	400.00	0.85 %

CITY OF QUINCY, FL
 OPERATING EXPENSES FOR THE TWO (2) MONTHS ENDED NOVEMBER 30, 2023 - BUDGET TO ACTUAL

G/L_ACCT #	ACCOUNT DESCRIPTION	FY 2024 OPERATING BUDGET	FY 2024 2 MONTHS YTD OPERATING ACTUAL	FY 2024 OPERATING BUDGET BALANCE	FY 2024 2 MONTHS YTD OPERATING ACTUAL	FY 2024 2 MONTHS YTD OPERATING ACTUAL	FY 2023 2 MONTHS YTD OPERATING ACTUAL	YTD 16.7% 2023
	ELECTRIC WAREHOUSE							
403-502-531-10120	REGULAR SALARIES & WAGES	34,078.00	4,596.00	29,482.36	4,596.00	13%	4,587.00	13.33 %
403-502-531-10140	OVERTIME	1,500.00	55.00	1,444.69	55.00	4%	177.00	15.45 %
403-502-531-10210	FICA TAXES	2,722.00	312.00	2,409.58	312.00	11%	319.00	13.18 %
403-502-531-10220	RETIREMENT CONTRIBUTIONS	4,089.00	551.00	3,537.53	551.00	13%	550.00	13.45 %
403-502-531-10230	LIFE & HEALTH INSURANCE	8,600.00	1,250.00	7,350.13	1,250.00	15%	1,203.00	18.45 %
403-502-531-30430	UTILITIES	2,903.00	510.00	2,393.12	510.00	18%	649.00	19.09 %
403-502-531-30461	R/M-OFFICE EQUIPMENT	134.00	-	134.00	-	0%	-	0.00 %
403-502-531-30462	REPAIR & MAINT - EQUIP AND TOO	900.00	-	900.00	-	0%	257.00	7.34 %
403-502-531-30463	REPAIR & MAINT - BLDG AND GROU	900.00	-	900.00	-	0%	-	0.00 %
403-502-531-30490	BANK CHARGES	900.00	-	900.00	-	0%	-	0.00 %
403-502-531-30491	OTHER OPERATING EXPENSE	270.00	-	270.00	-	0%	16.00	5.22 %
403-502-531-30521	OPERATING SUPPLIES	1,270.00	27.00	1,243.46	27.00	2%	-	0.00 %
403-502-531-30522	OPERATING SUPPLIES - UNIFORMS	650.00	73.00	577.39	73.00	11%	94.00	12.58 %
	TOTAL ELECTRIC WAREHOUSE	58,916.00	7,374.00	51,542.26	7,374.00	13%	7,852.00	13.00-%
	LINE CLEARING-ELECTRIC							
403-539-531-10120	REGULAR SALARIES & WAGES - LIN	157,798.00	22,375.00	135,422.90	22,375.00	14%	22,096.00	13.30 %
403-539-531-10140	OVERTIME - LINE CLEARING CREW	30,900.00	1,405.00	29,495.47	1,405.00	5%	3,710.00	13.39 %
403-539-531-10210	FICA TAXES - LINE CLEARING CRE	14,435.00	1,685.00	12,749.77	1,685.00	12%	1,847.00	13.24 %
403-539-531-10220	RETIREMENT CONTRIBUTIONS - LIN	22,644.00	2,545.00	20,098.73	2,545.00	11%	2,509.00	13.37 %
403-539-531-10230	LIFE & HEALTH INS - LINE CLEAR	42,900.00	6,338.00	36,561.79	6,338.00	15%	6,109.00	18.53 %
403-539-531-30341	CONTRACTUAL SERVICES	49,208.00	-	49,208.00	-	0%	-	0.00 %
403-539-531-30343	PROFESSIONAL SERVICES	49,500.00	1,553.00	47,946.72	1,553.00	3%	2,800.00	6.58 %
403-539-531-30469	CONTRACTUAL SRVC TREE TRIMMING	60,000.00	32,309.00	27,691.20	32,309.00	54%	-	0.00 %
	TOTAL LINE CLEARING	427,385.00	68,210.00	359,174.58	68,210.00	16%	39,071.00	8.00-%
	TOTAL ELECTRIC FUND	14,956,757.00	2,183,534.00	12,773,225.29	2,183,534.00	15%	2,615,398.00	15.00-%
	WATER ADMINISTRATION							
404-520-533-10110	EXE SALARIES & WAGES	14,797.00	1,992.00	12,805.07	1,992.00	13%	1,992.00	13.36 %
404-520-533-10120	REGULAR SALARIES & WAGES	47,595.00	6,469.00	41,126.29	6,469.00	14%	9,944.00	15.29 %
404-520-533-10140	OVERTIME	3,659.00	176.00	3,483.31	176.00	5%	1,242.00	24.40 %
404-520-533-10210	FICA TAXES	5,053.00	610.00	4,443.47	610.00	12%	928.00	15.35 %
404-520-533-10220	RETIREMENT CONTRIBUTIONS	7,487.00	1,015.00	6,471.79	1,015.00	14%	1,411.00	15.07 %

CITY OF QUINCY, FL
OPERATING EXPENSES FOR THE TWO (2) MONTHS ENDED NOVEMBER 30, 2023 - BUDGET TO ACTUAL

G/L ACCT #	ACCOUNT DESCRIPTION	FY 2024 OPERATING BUDGET	FY 2024 2 MONTHS YTD OPERATING ACTUAL	FY 2024 OPERATING BUDGET BALANCE	FY 2024 2 MONTHS YTD OPERATING 16.7%	FY 2023 2 MONTHS YTD OPERATING ACTUAL	YTD 2023 16.7%
404-520-533-10230	LIFE & HEALTH INSURANCE	21,400.00	2,579.00	18,821.41	12%	3,648.00	19.27 %
404-520-533-30320	ACCOUNTING & AUDITING SERVICES	12,154.00	-	12,154.00	0%	-	0.00 %
404-520-533-30341	CONTRACTUAL SERVICES	6,559.00	1,206.00	5,353.21	18%	1,040.00	9.66 %
404-520-533-30343	PROFESSIONAL SERVICES	433.00	-	433.00	0%	90.00	100.00 %
404-520-533-30390	CONTINGENCY	51,927.00	-	51,927.00	0%	-	0.00 %
404-520-533-30402	TRAVEL EXPENSE	180.00	-	180.00	0%	-	0.00 %
404-520-533-30404	OIL & GREASE	90.00	-	90.00	0%	-	0.00 %
404-520-533-30405	TIRES	360.00	-	360.00	0%	-	0.00 %
404-520-533-30410	TELEPHONE	2,000.00	162.00	1,837.73	8%	235.00	12.10 %
404-520-533-30440	RENTALS & LEASES	498.00	-	498.00	0%	-	0.00 %
404-520-533-30451	INSURANCE - PROPERTY LIABILITY	83,143.00	20,783.00	62,360.34	25%	15,545.00	23.56 %
404-520-533-30465	COPIER REPAIRS	1,800.00	-	1,800.00	0%	-	0.00 %
404-520-533-30490	BANK CHARGES	900.00	-	900.00	0%	-	0.00 %
404-520-533-30491	OTHER OPERATING EXPENSE	1,800.00	79.00	1,721.03	4%	451.00	25.50 %
404-520-533-30493	TRAINING	900.00	-	900.00	0%	-	0.00 %
404-520-533-30501	PERMITS & FEES	78.00	-	78.00	0%	-	0.00 %
404-520-533-30511	OFFICE SUPPLIES	187.00	-	187.00	0%	-	0.00 %
404-520-533-30521	OPERATING SUPPLIES	270.00	-	270.00	0%	-	0.00 %
404-520-533-30522	OPERATING SUPPLIES - UNIFORMS	225.00	24.00	200.80	11%	36.00	13.35 %
404-520-533-31000	OTHER OPERATING EXP - IT SUPPO	9,500.00	1,583.00	7,916.66	17%	1,583.00	16.66 %
404-520-533-70031	2020A BOND SERVICE PRINCIPAL	103,284.00	51,376.00	51,907.78	50%	50,329.00	49.74 %
404-520-533-70032	2020A BOND DEBT SERVICE INTERE	15,244.00	7,359.00	7,885.33	48%	8,406.00	51.59 %
404-520-533-70113	2021 BOND DEBT SERVICE PRINCIP	30,622.00	15,248.00	15,373.95	50%	15,000.00	49.79 %
404-520-533-70114	2021 BOND DEBT SERVICE INTERES	8,219.00	4,172.00	4,046.51	51%	4,421.00	50.71 %
404-520-533-70722	2020C FDEP BBT PRINCIPAL	150,239.00	-	150,239.00	0%	-	0.00 %
404-520-533-70723	2020C FDEP BBT INTEREST	32,191.00	-	32,191.00	0%	-	0.00 %
404-520-533-90990	TRANSFER OF PROFIT	622,466.00	103,744.00	518,721.84	17%	68,948.00	16.66 %
404-520-533-91000	BUSINESS ACTIVITY SHARED EXP	45,424.00	7,571.00	37,853.34	17%	16,426.00	16.66 %
	TOTAL WATER ADM	1,280,684.00	226,148.00	1,054,536.86	18%	201,675.00	16.00-%
	WATER TREATMENT						
404-530-533-30341	CONTRACTUAL SERVICES	382,000.00	62,683.00	319,316.74	16%	89,773.00	22.85 %
404-530-533-30430	UTILITIES	105,000.00	6,361.00	98,638.94	6%	12,992.00	9.72 %
404-530-533-30466	REPAIR & MAINTENANCE - PLANT	1,800.00	-	1,800.00	0%	-	0.00 %
404-530-533-30469	REPAIR & MAINT RESERVOIRS	2,340.00	-	2,340.00	0%	-	0.00 %
	TOTAL WATER TREATMENT	491,140.00	69,044.00	422,095.68	14%	102,705.00	18.00-%

CITY OF QUINCY, FL
OPERATING EXPENSES FOR THE TWO (2) MONTHS ENDED NOVEMBER 30, 2023 - BUDGET TO ACTUAL

G/L ACCT #	ACCOUNT DESCRIPTION	FY 2024 OPERATING BUDGET	FY 2024 2 MONTHS YTD OPERATING ACTUAL	FY 2024 OPERATING BUDGET BALANCE	FY 2024 2 MONTHS YTD OPERATING 16.7%	FY 2023 2 MONTHS YTD OPERATING ACTUAL	YTD 16.7% 2023
	WATER DISTRIBUTION						
404-539-533-10120	REGULAR SALARIES & WAGES	118,464.00	14,312.00	104,151.87	12%	11,095.00	12.45 %
404-539-533-10140	OVERTIME	8,137.00	1,983.00	6,454.03	21%	1,388.00	10.86 %
404-539-533-10210	FICA TAXES	9,685.00	1,128.00	8,556.65	12%	867.00	11.96 %
404-539-533-10220	RETIREMENT CONTRIBUTIONS	14,216.00	1,651.00	12,564.81	12%	1,175.00	11.24 %
404-539-533-10230	LIFE & HEALTH INSURANCE	27,200.00	4,465.00	22,735.02	16%	4,254.00	17.55 %
404-539-533-30403	GASOLINE & DIESEL	1,800.00	904.00	895.55	50%	563.00	8.14 %
404-539-533-30404	OIL & GREASE	360.00	-	360.00	0%	-	0.00 %
404-539-533-30405	TIRES	1,080.00	-	1,080.00	0%	26.00	7.72 %
404-539-533-30406	AUTO PARTS	990.00	-	990.00	0%	281.00	42.13 %
404-539-533-30407	VEHICLE REPAIRS-PARTS AND LABO	1,086.00	-	1,086.00	0%	-	0.00 %
404-539-533-30462	REPAIR & MAINT- EQUIPMENT & TO	734.00	269.00	465.06	37%	-	0.00 %
404-539-533-30467	REPAIR & MAINT.-MAINS & LINES	58,208.00	-	58,208.00	0%	3,945.00	3.61 %
404-539-533-30468	REPAIR & MAINT.- SERVICES	10,980.00	-	10,980.00	0%	-	0.00 %
404-539-533-30491	OTHER OPERATING EXPENSE	274.00	-	274.00	0%	-	0.00 %
404-539-533-30521	OPERATING SUPPLIES	450.00	-	450.00	0%	-	0.00 %
404-539-533-30522	OPERATING SUPPLIES - UNIFORMS	1,800.00	218.00	1,582.16	12%	325.00	16.12 %
	TOTAL WATER DISTRIBUTION	255,464.00	24,630.00	230,833.15	10%	23,919.00	8.00-%
	TOTAL WATER FUND	2,027,288.00	319,822.00	1,707,465.69	16%	328,299.00	16.00-%
	GAS ADMINISTRATION						
405-520-532-10110	EXE SALARIES & WAGES	14,797.00	1,992.00	12,805.07	13%	1,992.00	11.09 %
405-520-532-10120	REGULAR SALARIES & WAGES	21,897.00	2,948.00	18,949.33	13%	2,948.00	11.31 %
405-520-532-10140	OVERTIME	1,500.00	-	1,500.00	0%	-	0.00 %
405-520-532-10210	FICA TAXES	2,922.00	366.00	2,556.40	13%	366.00	10.40 %
405-520-532-10220	RETIREMENT CONTRIBUTIONS	4,403.00	593.00	3,810.24	13%	593.00	10.73 %
405-520-532-10230	LIFE & HEALTH INSURANCE	8,000.00	820.00	7,179.69	10%	792.00	10.62 %
405-520-532-30320	ACCOUNTING & AUDITING SERVICES	12,117.00	-	12,117.00	0%	-	0.00 %
405-520-532-30341	CONTRACTUAL SERVICES	8,168.00	1,206.00	6,962.24	15%	49.00	0.54 %
405-520-532-30343	PROFESSIONAL SERVICES	7,380.00	-	7,380.00	0%	-	0.00 %
405-520-532-30380	PURCHASED GAS	925,000.00	115,995.00	809,004.75	13%	170,825.00	13.14 %
405-520-532-30390	CONTINGENCY	5,954.00	-	5,954.00	0%	-	0.00 %
405-520-532-30402	TRAVEL EXPENSE	180.00	-	180.00	0%	-	0.00 %
405-520-532-30403	GAS & DIESEL	450.00	-	450.00	0%	-	0.00 %

CITY OF QUINCY, FL
 OPERATING EXPENSES FOR THE TWO (2) MONTHS ENDED NOVEMBER 30, 2023 - BUDGET TO ACTUAL

G/L_ACCT #	ACCOUNT DESCRIPTION	FY 2024 OPERATING BUDGET	FY 2024 2 MONTHS YTD OPERATING ACTUAL	FY 2024 OPERATING BUDGET BALANCE	FY 2024 2 MONTHS YTD OPERATING 16.7%	FY 2023 2 MONTHS YTD OPERATING ACTUAL	YTD 16.7% 2023
405-520-532-30404	OIL & GREASE	90.00	-	90.00	0%	-	0.00 %
405-520-532-30405	TIRES	90.00	21.00	68.75	23%	-	0.00 %
405-520-532-30410	TELEPHONE EXPENSE	2,700.00	162.00	2,537.75	6%	235.00	8.93 %
405-520-532-30440	RENTALS/LEASES	90.00	-	90.00	0%	-	0.00 %
405-520-532-30451	INSURANCE - PROPERTY LIABILITY	51,964.00	12,989.00	38,974.84	25%	9,716.00	23.56 %
405-520-532-30465	COPIER REPAIRS	1,800.00	-	1,800.00	0%	-	0.00 %
405-520-532-30490	BANK CHARGES	900.00	-	900.00	0%	-	0.00 %
405-520-532-30491	OTHER OPERATING EXPENSE	1,260.00	188.00	1,072.13	15%	406.00	16.11 %
405-520-532-30493	TRAINING	2,160.00	-	2,160.00	0%	-	0.00 %
405-520-532-30511	OFFICE SUPPLIES	360.00	-	360.00	0%	-	0.00 %
405-520-532-30521	OPERATING SUPPLIES	900.00	129.00	770.69	14%	229.00	28.25 %
405-520-532-30522	OPERATING SUPPLIES - UNIFORMS	252.00	24.00	227.80	10%	36.00	12.88 %
405-520-532-30580	TAXES-STATE ASSESSMENT	1,800.00	-	1,800.00	0%	-	0.00 %
405-520-532-31000	OTHER OPERATING EXP - IT SUPPO	9,500.00	1,583.00	7,916.66	17%	1,583.00	16.66 %
405-520-532-70113	2021 BOND DEBT SERVICE PRINCIP	30,622.00	15,248.00	15,373.95	50%	15,000.00	49.79 %
405-520-532-70114	2021 BOND DEBT SERVICE INTERES	8,219.00	4,172.00	4,046.51	51%	4,421.00	50.71 %
405-520-532-90990	TRANSFER OF PROFIT	303,737.00	50,623.00	253,114.16	17%	23,758.00	16.66 %
405-520-532-91000	BUSINESS ACTIVITY SHARED EXP	45,424.00	7,571.00	37,853.34	17%	10,847.00	16.66 %
	TOTAL GAS ADM	1,474,636.00	216,630.00	1,258,005.30	15%	243,796.00	14.00-%
	GAS DISTRIBUTION						
405-561-532-10120	REGULAR SALARIES & WAGES	129,253.00	17,383.00	111,870.01	13%	21,247.00	12.84 %
405-561-532-10140	OVERTIME	3,500.00	62.00	3,437.94	2%	585.00	16.72 %
405-561-532-10210	FICA TAXES	10,156.00	1,298.00	8,857.61	13%	1,610.00	12.45 %
405-561-532-10220	RETIREMENT CONTRIBUTIONS	15,510.00	2,086.00	13,424.05	13%	2,443.00	12.05 %
405-561-532-10230	LIFE & HEALTH INSURANCE	18,200.00	2,781.00	15,419.11	15%	3,939.00	14.39 %
405-561-532-30403	GASOLINE & DIESEL	3,150.00	490.00	2,660.10	16%	300.00	8.55 %
405-561-532-30404	OIL & GREASE	261.00	-	261.00	0%	-	0.00 %
405-561-532-30405	TIRES	705.00	-	705.00	0%	170.00	21.70 %
405-561-532-30406	VEHICLE PARTS	2,160.00	171.00	1,988.53	8%	123.00	7.94 %
405-561-532-30407	VEHICLE REPAIR PARTS AND LABO	450.00	80.00	370.00	18%	-	0.00 %
405-561-532-30430	UTILITIES	1,400.00	248.00	1,152.16	18%	248.00	16.65 %
405-561-532-30462	REPAIR & MAINT-EQUIPMENT & TOO	328.00	126.00	202.26	38%	-	0.00 %
405-561-532-30467	MAINT. OF MAINS & LINES - GAS	7,200.00	-	7,200.00	0%	-	0.00 %
405-561-532-30468	MAINTENANCE OF SERVICES - GAS	3,913.00	-	3,913.00	0%	-	0.00 %
405-561-532-30491	OTHER OPERATING EXPENSE	286.00	-	286.00	0%	-	0.00 %

CITY OF QUINCY, FL
 OPERATING EXPENSES FOR THE TWO (2) MONTHS ENDED NOVEMBER 30, 2023 - BUDGET TO ACTUAL

G/L ACCT #	ACCOUNT DESCRIPTION	FY 2024 OPERATING BUDGET	FY 2024 2 MONTHS YTD OPERATING ACTUAL	FY 2024 OPERATING BUDGET BALANCE	FY 2024 2 MONTHS YTD OPERATING 16.7%	FY 2023 2 MONTHS YTD OPERATING ACTUAL	YTD 16.7% 2023
405-561-532-30520	OPER SUPP-WATER HEATERS	450.00	-	450.00	0%	-	0.00 %
405-561-532-30521	OPERATING SUPPLIES	163.00	-	163.00	0%	-	0.00 %
405-561-532-30522	OPERATING SUPPLIES - UNIFORMS EQUIPMENT	2,237.00	242.00	1,994.95	11%	375.00	15.08 %
405-561-532-60644	TOTAL GAS DISTRIBUTION	4,500.00	-	4,500.00	0%	-	0.00 %
		203,822.00	24,967.00	178,854.72	12%	31,040.00	8.00-%
	TOTAL GAS FUND	1,678,458.00	241,597.00	1,436,860.02	14%	274,836.00	13.00-%
	REFUSE ADMINISTRATION						
406-410-539-30320	ACCOUNTING & AUDITING SERVICES	12,155.00	-	12,155.00	0%	-	0.00 %
406-410-539-30390	CONTINGENCY	221.00	-	221.00	0%	-	0.00 %
406-410-539-30443	RESIDENTIAL REFUSE	700,000.00	132,741.00	567,259.12	19%	-	0.00 %
406-410-539-30451	INSURANCE - PROPERTY LIABILITY	41,571.00	10,391.00	31,179.67	25%	7,772.00	23.91 %
406-410-539-30480	YARD/SOLID WASTE TIPPING FEES	95,000.00	13,409.00	81,591.12	14%	7,078.00	7.45 %
406-410-539-30490	BANK CHARGES	90.00	-	90.00	0%	16.00	1.56 %
406-410-539-31000	OTHER OPERATING EXP - IT SUPPO	9,500.00	1,583.00	7,916.66	17%	1,583.00	16.66 %
406-410-539-31443	COMMERCIAL REFUSE	495,000.00	112,610.00	382,390.50	23%	-	0.00 %
406-410-539-90990	TRANSFER PROFITS TO GF	162,384.00	27,064.00	135,320.00	17%	34,945.00	16.66 %
406-410-539-91000	BUSINESS ACTIVITY SHARED EXP	45,424.00	7,571.00	37,853.34	17%	10,851.00	16.66 %
	TOTAL REFUSE FUND	1,561,345.00	305,369.00	1,255,976.41	20%	62,245.00	4.00-%
	LANDFILL OPERATIONS						
407-422-536-10120	REGULAR SALARIES & WAGES	46,319.00	5,383.00	40,935.81	12%	5,344.00	9.54 %
407-422-536-10140	OVERTIME	1,000.00	228.00	771.61	23%	117.00	11.73 %
407-422-536-10210	FICA TAXES	3,620.00	401.00	3,218.77	11%	391.00	8.96 %
407-422-536-10220	RETIREMENT CONTRIBUTIONS	5,558.00	646.00	4,912.11	12%	641.00	9.37 %
407-422-536-10230	LIFE & HEALTH INSURANCE	7,800.00	1,219.00	6,580.97	16%	1,176.00	12.73 %
407-422-536-30341	CONTRACTUAL SERVICES	5,400.00	-	5,400.00	0%	-	0.00 %
407-422-536-30346	MONITORING FEES	31,652.00	-	31,652.00	0%	-	0.00 %
407-422-536-30390	CONTINGENCY	4,666.00	-	4,666.00	0%	-	0.00 %
407-422-536-30430	UTILITIES	900.00	154.00	745.58	17%	151.00	14.88 %
407-422-536-30462	REPAIR & MAINT-EQUIPMENT & TOO	501.00	-	501.00	0%	-	0.00 %
407-422-536-30463	REPAIR & MAINT.-BUILDINGS & GR	1,714.00	-	1,714.00	0%	-	0.00 %
407-422-536-30491	OTHER OPERATING EXPENSE	900.00	-	900.00	0%	16.00	1.20 %
407-422-536-30493	TRAINING	1,350.00	-	1,350.00	0%	-	0.00 %
407-422-536-31000	OTHER OPERATING EXP - IT SUPPO	9,500.00	1,583.00	7,916.66	17%	1,583.00	16.66 %

CITY OF QUINCY, FL
 OPERATING EXPENSES FOR THE TWO (2) MONTHS ENDED NOVEMBER 30, 2023 - BUDGET TO ACTUAL

G/L ACCT #	ACCOUNT DESCRIPTION	FY 2024 OPERATING BUDGET	FY 2024 2 MONTHS YTD OPERATING ACTUAL	FY 2024 OPERATING BUDGET BALANCE	FY 2024 2 MONTHS YTD OPERATING 16.7%	FY 2023 2 MONTHS YTD OPERATING ACTUAL	YTD 16.7% 2023
407-422-536-91000	BUSINESS ACTIVITY SHARED EXP	11,356.00	1,893.00	9,463.34	17%	1,037.00	16.66 %
	TOTAL LANDFILL FUND	132,236.00	11,507.00	120,727.85	9%	10,456.00	7.00-%
	TELECOMMUNICATIONS						
508-539-539-30343	PROFESSIONAL SERVICES	175,000.00	-	175,000.00	0%	243.00	0.27 %
508-539-539-30403	GAS & DIESEL	1,750.00	448.00	1,302.14	26%	143.00	7.17 %
508-539-539-30410	TELEPHONE	11,150.00	1,445.00	9,704.70	13%	1,533.00	10.94 %
508-539-539-30430	UTILITIES	5,500.00	1,058.00	4,441.56	19%	1,052.00	15.02 %
508-539-539-30491	OTHER OPERATING EXPENSES	5,100.00	-	5,100.00	0%	2,975.00	50.00 %
508-539-539-30494	Software License	500.00	-	500.00	0%	-	0.00 %
508-539-539-30497	LICENSES & SUPPORT	101,080.00	468.00	100,612.00	0%	-	0.00 %
508-539-539-60644	EQUIPMENT	9,551.00	5,258.00	4,293.00	55%	-	0.00 %
	TOTAL TELECOMMUNICATIONS	309,631.00	8,677.00	300,953.40	3%	5,946.00	3.00-%
	TOTAL ENTERPRISE FUND	23,417,472.00	3,538,378.00	19,879,091.75	15%	3,820,170.00	14.00-%
	TOTAL ALL FUNDS	35,710,198.00	5,095,003.00	30,615,190.31	14%	5,510,447.00	14.00-%

DEBT SERVICE COVERAGE REPORT

AS OF NOVEMBER 30, 2023

**CITY OF QUINCY, FLORIDA
STATEMENT OF DEBT SERVICE COVERAGE
FOR THE TWO MONTHS ENDED NOVEMBER 2023**

REVENUES

Governmental	\$2,229,943
Enterprise	3,246,639
Total Revenues	<u><u>\$5,476,582</u></u>

EXPENDITURES

Personnel	\$1,201,323
Contractual Services	263,723
Professional Services	9,664
Purchased Electric	916,109
Purchased Gas	115,995
Contingency/Reserves/ Parks & Facilities	8,243
Travel, Gas, Oil & Grease, Tires, Auto Parts & Repair	55,842
Telephone	22,114
Utilities	65,395
Community Services	0
Commercial & Residential Refuse	245,351
Insurance - Property Liability	299,926
Rentals, Repair & Maintenance	49,308
Yard Tipping Cost	13,409
Other Operating Expenses	21,465
Training & Software	10,670
Office Supplies	2,499
Operating Materials & Supplies	5,222
Uniforms	6,198
Athletic Supplies & Equipment	23,175
Dues, Publications, Subscriptions & Memberships	33,723
Economic Environment & Development	0
Other Operating Expenses - IT Support	49,470
CRA Operations & Projects	201,251
Aid to Private Organizations	15,000
Transfers	886,260
Business Activity - Enterprise	94,636

Total Expenditures	<u><u>4,615,971</u></u>
---------------------------	--------------------------------

MODIFIED OPERATING INCOME	<u><u>\$860,611</u></u>
----------------------------------	--------------------------------

DEBT SERVICE	<u><u>\$472,978</u></u>
---------------------	--------------------------------

DEBT SERVICE RATIO	<u><u>1.82</u></u>
---------------------------	---------------------------

GRANT REPORT
THE TWO MONTHS ENDED NOVEMBER 30, 2023

**CITY OF QUINCY, FLORIDA
GRANT REPORT
FOR THE TWO MONTHS ENDED NOVEMBER 30, 2023**

ACCOUNT_#	ACCOUNT DESCRIPTION	TOTAL_BUDGETED	THRU_YTD	PERCENTAGE	ADJUSTED	YTD_PERCENTAGE
	AMERICAN RESCUE PLAN ACT GRANT					
001-366-10015	AMERICAN RESCUE PLAN GRANT	\$215,753	\$10,000	\$205,753	5%	
402-331-33000	AMERICAN RESCUE PLAN ACT GRANT	\$215,000		\$215,000	0%	
403-331-33000	AMERICAN RESCUE PLAN ACT GRANT	\$52,027	\$0	\$52,027	0%	
	TOTAL AMER. RESCUE PLAN REVS	\$482,780	\$10,000	\$472,780	2%	
	AMERICAN RESCUE PLAN ACT GRANT					
001-430-541-80833	AMERICAN RESCUE PLAN ACT GRANT	\$215,753	\$10,000	\$205,753	5%	
402-540-535-80833	AMERICAN RESCUE PLAN ACT GRANT	\$215,000	\$0	\$215,000	0%	
403-520-531-80833	AMERICAN RESCUE PLAN ACT GRANT	\$52,027	\$0	\$52,027	0%	
	TOTAL AMER. RESCUE PLAN EXPS	\$482,780	\$10,000	\$472,780	-2%	
	SOAR GRANT					
	SOAR GRANT REVS					
001-366-10018	SOAR - STUDENTS WITH OPP TO AC	\$35,000	\$1,030	\$29,828	15%	
	TOTAL SOAR GRANT REVS	\$35,000	\$1,030	\$29,828	15%	
	SOAR GRANT EXP					
001-001-519-80834	SOAR GRANT - JOB 126	\$35,000	\$1,030	\$33,970	3%	
	TOTAL SOAR GRANT EXP	\$35,000	\$1,030	\$33,970	-3%	
	HOMETOWN REVITALIZATION GRANT					
	HOMETOWN REVITAL. GRANT REV					
002-334-90000	GRANT PROCEEDS	\$2,949,428	\$0	\$2,949,428	0%	
	TOTAL HOMETOWN REVITAL. REVS	\$2,949,428	\$0	\$2,949,428	0%	
	HOMETOWN REVITAL. GRANT EXP					
002-250-552-80836	HOMETOWN REVITALIZATION GRANT	\$2,949,428	\$0	\$2,949,428	0%	
	TOTAL HOMETOWN REVITAL. EXP	\$2,949,428	\$0	\$2,949,428	0%	
	TOTAL GRANT REVENUES	\$3,467,208	\$11,030	\$3,452,036	0%	
	TOTAL HOMETOWN REVITAL. REVS	\$3,467,208	\$11,030	\$3,456,178	0%	

UTILITY BILLING REPORT
AS OF NOVEMBER 30, 2023

City of Quincy, Florida
Billing Statistics for the Month of November, 2023
Cycle 1

	FY 2023	FY 2023	
Month of November	11/7/2023	10/7/2023	Variance
No. of Bills	2,226	2,232	(6)
No. Bills Estimated	95	85	10
Consumption	5,757,859	8,292,524	(2,534,665)
Fuel Adjustment Rate	0.011100	0.011800	(0.001)
Fuel Adjustment	\$61,739	\$95,168	(\$33,429)
Services Billed	\$865,780	\$1,059,113	(\$193,333)

Comments: The month of November 2023 resulted in a increase of 6 accounts, decreased consumption of 2,534,665 and decreased revenue of \$193,333, when compared to October 2023.

Prepared by Donna Reeves, Utility Billing Specialist

City of Quincy, Florida
Billing Statistics for the Month of November, 2023
Cycle 1

	FY 2023	FY 2022	
Month of November	11/7/2023	11/7/2022	Variance
No. of Bills	2,226	2,251	(25)
No. Bills Estimated	95	93	2
Consumption	5,757,859	8,503,709	(2,745,850)
Fuel Adjustment Rate	0.011100	0.041400	(0.030)
Fuel Adjustment	\$61,739	\$342,759	(\$281,020)
Services Billed	\$865,780	\$1,032,650	(\$166,870)

Comments: The month of November 2023 resulted in a decrease of 25 accounts, decreased consumption of 2,745,850 and decreased revenue of \$166,870, when compared to November 2022.

Prepared by Donna Reeves, Utility Billing Specialist

City of Quincy, Florida
Billing Statistics for the Month of November, 2023
Cycle 2

	FY 2023	FY 2023	
Month of November	11/22/2023	10/22/2023	Variance
No. of Bills	2,509	2,508	1
No. Bills Estimated	46	62	(16)
Consumption	2,149,037	2,622,001	(472,964)
Fuel Adjustment Rate	0.009500	0.011100	(0.002)
Fuel Adjustment	18,201	27,526	(\$9,324.82)
Services Billed	\$388,829	\$439,142	(\$50,313)

Comments: The month of November 2023 resulted in an increase of 1 account, decreased consumption of 472,964 and decreased revenue of \$50,313, when compared to October 2023.

City of Quincy, Florida
Billing Statistics for the Month of November, 2023
Cycle 2

FY 2023	FY 2022	
11/22/2023	11/22/2022	Variance

Month of November

No. of Bills	2,509	2,501	8
No. Bills Estimated	46	58	(12)
Consumption	2,149,037	2,253,831	(104,794)
Fuel Adjustment Rate	0.009500	0.023000	(0.014)
Fuel Adjustment	18,201	48,397	(\$30,195.14)
Services Billed	\$388,829	\$432,111	(\$43,282)

Comments: The month of November 2023 resulted in an increase of 8 accounts, decreased consumption of 104,794 and decreased revenue of \$43,282, when compared to November 2022.

**ELECTRIC REVENUE ANALYSIS
AS OF NOVEMBER 30, 2023**

- **PRIOR YEAR**
- **BUDGET VS ACTUAL**

City of Quincy, Florida
Electric Revenue Prior Year Variance
For the Two Months Ended November 2023

Account Number	Description	FY2024 Nov	FY2023 Nov	Variance
403-343-11000	RESIDENTIAL SALES	\$741,590	\$915,340	(\$173,750)
403-343-12000	COMMERCIAL SALES	\$911,285	\$1,439,724	(\$528,439)
403-343-13000	INDUSTRIAL SALES	\$225,443	\$420,830	(\$195,387)
403-343-14000	STREET LIGHTING SALES	\$6,911	\$9,799	(\$2,888)
403-343-15000	INTERDEPARTMENTAL SALES	\$39,442	\$38,803	\$639
403-343-16000	CONNECTIONS	(\$6,296)	\$976	(\$7,272)
403-343-17000	FORFEITED DISCOUNTS - PENALTIES	\$33,159	\$48,309	(\$15,150)
403-343-18500	SPECIAL PROJECT - MATERIAL SALES	\$0	\$84	(\$84)
403-343-19000	CUT ON/OFF FEES	\$1,870	\$680	\$1,190
403-343-24000	TRANSFORMER RENT	\$1,410	\$1,410	\$0
403-343-27000	MISCELLANEOUS CHARGES	(\$4,945)	(\$164)	(\$4,781)
403-343-90000	MISCELLANEOUS REVENUES	\$264	\$424	(\$160)
403-361-10000	INTEREST REVENUE	\$837	\$713	\$124
403-369-90000	MISCELLANEOUS REVENUES	\$1,648	\$11,055	(\$9,407)
	** GRAND TOTAL **	\$1,952,618	\$2,887,983	(\$935,365)
	Percentage	68%	100%	-32%
	Revenue w/o FEMA (non-recurring revenue)	\$1,952,618	\$2,887,983	(\$935,365)

City of Quincy, Florida
 Electric Revenue Analysis - Actual vs Budget
 For the Two Months Ended November 30, 2023

Account Number	Description	Adjusted Budget	Adjusted Budget YTD	YTD Amount	Variance
403-343-11000	RESIDENTIAL SALES	\$5,472,206	\$912,034	\$741,590	(\$170,445)
403-343-12000	COMMERCIAL SALES	\$6,972,186	\$1,162,031	\$911,285	(\$250,746)
403-343-13000	INDUSTRIAL SALES	\$1,819,570	\$303,262	\$225,443	(\$77,819)
403-343-14000	STREET LIGHTING SALES	\$48,985	\$8,164	\$6,911	(\$1,253)
403-343-15000	INTERDEPARTMENTAL SALES	\$236,594	\$39,432	\$39,442	\$9
403-343-16000	CONNECTIONS	\$124,801	\$20,800	(\$6,296)	(\$27,096)
403-343-17000	FORFEITED DISCOUNTS - PENALTIES	\$197,198	\$32,866	\$33,159	\$293
403-343-18500	SPECIAL PROJECT - MATERIAL SALES	\$1,000	\$167	\$0	(\$167)
403-343-19000	CUT ON/OFF FEES	\$7,169	\$1,195	\$1,870	\$675
403-343-24000	TRANSFORMER RENT	\$8,713	\$1,452	\$1,410	(\$42)
403-343-27000	MISCELLANEOUS CHARGES	\$15,000	\$2,500	(\$4,945)	(\$7,445)
403-343-29000	POLE RENT-CABLEVISION	\$24,512	\$4,085	\$0	(\$4,085)
403-343-90000	MISCELLANEOUS REVENUES	\$3,243	\$541	\$264	(\$276)
403-361-10000	INTEREST REVENUE	\$5,255	\$876	\$837	(\$39)
403-369-90000	MISCELLANEOUS REVENUES	\$20,325	\$3,388	\$1,648	(\$1,739)
** GRAND TOTAL **		\$14,956,757	\$2,492,793	\$1,952,618	-\$540,175
Percentage			100%	78%	-22%

CUSTOMER SERVICE RECEIPTS COLLECTED
FOR THE MONTH OF NOVEMBER 30, 2023

City of Quincy
Receipts Collected by Customer Services - For November 2023

For Receipts / From: 11.01.2023 To: 11.30.2023 / Totals For Drawer A

UBSC	1122	\$	463,939.48	\$	672.61	CK	\$	455,331.38
FMSM	79	\$	23,395.57	\$	-	LB	\$	3.00
FMSC	9	\$	26,901.35	\$	-	PP	\$	59,207.02
STSL	10	\$	305.00	\$	30.00			
Transaction Total		\$	514,541.40					
Drawer Total		\$	514,541.40					

For Receipts / From: 11.01.2023 To: 11.30.2023 / Totals For Drawer B

UBSC	1250	\$	252,977.17	\$	459.74	CA	\$	(2.00)
STSL	10	\$	323.75	\$	38.75	CK	\$	248,726.16
FMSM	48	\$	88,568.48	\$	-	LB	\$	48.05
FMSC	3	\$	195.66	\$	-	PP	\$	93,292.85
Transaction Total		\$	342,065.06					
Drawer Total		\$	342,065.06					

For Receipts / From: 11.01.2023 To: 11.30.2023 / Totals For Drawer C

UBSC	748	\$	244,373.95	\$	1,860.40	CK	\$	331,904.52
STSL	14	\$	406.25	\$	46.25	PP	\$	48,603.50
FMSM	45	\$	11,967.57	\$	-			
FMSC	10	\$	123,760.25	\$	-			
Transaction Total		\$	380,508.02					
Drawer Total		\$	380,508.02					

For Receipts / From: 11.01.2023 To: 11.30.2023 / Totals For Drawer D

UBSC	61	\$	14,127.54	\$	72.60	CK	\$	4,654.18
FMSM	1	\$	280.00	\$	-	PP	\$	9,753.36
Transaction Total		\$	14,407.54					
Drawer Total		\$	14,407.54					

For Receipts / From: 11.01.2023 To: 11.30.2023 / Totals For Drawer F

FMSM	21	\$	821,927.18	\$	-	EF	\$	821,927.18
Transaction Total		\$	821,927.18					
Drawer Total		\$	821,927.18					

For Receipts / From: 11.01.2023 To: 11.30.2023 / Grand Totals for All Drawers

UBSC	3181	\$	975,418.14	\$	3,065.35	\$	1,040,616.24
FMSM	194	\$	946,138.80	\$	-	\$	51.05
FMSC	22	\$	150,857.26	\$	-	\$	210,856.73
STSL	34	\$	1,035.00	\$	115.00	\$	(2.00)
						\$	821,927.18
Totals	3431	\$	2,073,449.20	\$	3,180.35	\$	2,073,449.20

LEGEND EXPLANATION

UBSC: Utility Billing FMSM: Fund Management
STSL: Sales Tax FMSC: Fund Management

Prepared by: LaTrenda Gainous Carroll, Customer Services Supervisor

NEW CUSTOMERS REPORT

AS OF NOVEMBER 30, 2023

New Accounts Created as of November 1 - November 30, 2023

Account Number	Cycle	Billing Name	Location Code	Service Address	Account Start Date	Srv User Type
205019	1	ARMONI FARMER	205	803 E Jefferson St	2023-11-01	CI
373018	1	ERNESTO ALGUERA	373	306 E King St	2023-11-21	RI
435028	1	ROBERTO RUIZ	435	410 N Madison St	2023-11-30	RI
585026	1	SHANTERICA WILLIAMS	585	104 E Washington St	2023-11-02	CI
887022	1	ANTHONY CASTANEDA	887	716 Bonita Ave	2023-11-13	RI
1057013	1	JOSEPH LARA	1057	530 S Bellamy Dr	2023-11-13	RI
1845030	1	TERRY MCWHITE	1845	721 W Clark St	2023-11-20	RI
1879029	1	NATASHA HOLMES	1879	1131 Laura St	2023-11-22	RI
2101012	1	JONES CONSTRUCTION	2101	524 Thomas St	2023-11-07	RI
2543034	1	HIDAYAH SAILOR	2543	Golden Leaf Apt. # 3	2023-11-16	RI
2563024	1	CAROLYN KYLE	2563	122 N Cleveland St A	2023-11-22	RI
2952030	2	RICARDO GARLARDO	2952	768 S Duval St	2023-11-07	RI
3417018	2	MANUEL GUERRA	3417	509 Atlanta St	2023-11-09	CI
3440013	2	PABLO TOCOHUU	3440	44 N Shelfer St	2023-11-28	RI
3445031	2	MARLON CASTANEDA	3453	1922 W Jefferson St	2023-11-22	RI
3545015	2	LUIS ESPINO	3545	1729 W King St	2023-11-14	CI
4396023	2	MANUEL MONTEZ	4396	Rentz Mobile Park #	2023-11-07	RO
4533024	2	CHIMIYA WASHINGTON	4533	Gadsden Arms #77	2023-11-08	RI
4547027	2	NIYSENIA ALEXANDER	4547	427 S Stewart St Apt	2023-11-06	RI
4566021	2	LACHASITY PARKS	4566	Parkview Gardens #a-	2023-11-20	RO
4628023	2	FRANCES DUDLEY	4628	Parkview Garden # P-	2023-11-20	RO
4884019	2	LATERRICA WHITAKER	4884	Parkveiw Garden L150	2023-11-20	RO
5043024	1	CHANTAL BETHEL	5043	122 N Cleveland St A	2023-11-07	RI
5448022	1	SHARON SMITH	5448	1305 Live Oak St	2023-11-13	RI
5461016	2	TONYA MEYER	5461	44 Sircy Court	2023-11-06	RO

New Accounts Created as of November 1 - November 30, 2023

5711006	2	FELICIA KNOX	5711	Triple Oaks # 55	2023-11-08	RO
5968005	2	REGINALD DIXON	5968	237 Hogan Ln	2023-11-22	RO
6024019	1	SHERONDA DAVIS	6024	549 -b Williams Stre	2023-11-01	RI
6050007	2	SANTOS NUNEZ ABREGO	6050	1922 W Jefferson St	2023-11-16	RI
6103007	1	CYNTHIA THIGPEN	6103	104 E Washington St	2023-11-07	RI
6197007	1	KENDRIKA JACKSON	6197	1208 W Washington St	2023-11-08	RI
6732018	1	MICHELLE THOMAS	6732	64 N Cleveland St Ap	2023-11-17	RI
8233016	1	ASHLEY HUNTER	8233	64 N Cleveland St Ap	2023-11-28	RI
8448002	1	INGRID OSARIO	8448	329 E Love St	2023-11-21	RI
8649001	1	A-1 SERVICES	8649	110 W Franklin St	2023-11-08	RI
8659001	1	A-1 SERVICES	8659	118 W Franklin St	2023-11-09	RI
8661001	1	TALQUIN ELECTRIC CO-	8661	DEP-WELL / 1641 Main	2023-11-09	CI
8663001	2	T&T CONSTRUCTION LLC	8663	350 Oak Grove Ln	2023-11-16	RO
81210003	2	DEXTER HAYES	8121	2119 Hamilton St	2023-11-21	RI
5.67E+08	2	NICOLE CALDWELL	56670231	324 S Bay St	2023-11-03	RI

Total New Customers: 40

CI = Commercial

RI & RO = Residential

Prepared by: LaTrenda Gainous Carroll, Customer Services Supervisor

ARREARS REPORT

AS OF NOVEMBER 30, 2023

**City of Quincy - Arrears Report
For the Four Months Ended November 2023**

Account Number	30_Day 11.30.2023	60_Day 10.31.2023	90_Day 09.30.2023	Balance	Legend
RESIDENTIAL - CYCLE 1					
292013	\$ 498.88	\$ 448.70	\$ 1,738.57	\$ 2,686.15	PP
1946025	\$ 217.58	\$ 292.98	\$ 2,074.31	\$ 2,584.87	PP
56670556	\$ 149.53	\$ 266.24	\$ 1,898.08	\$ 2,313.85	UO
2471034	\$ 535.99	\$ 722.90	\$ 933.25	\$ 2,192.14	NC, PP
976015	\$ 802.78	\$ 828.58	\$ -	\$ 1,631.36	PP
2203015	\$ 493.33	\$ 574.48	\$ 334.42	\$ 1,402.23	NC, PP
1707024	\$ 180.04	\$ 366.84	\$ 788.89	\$ 1,335.77	NC, PP
824020	\$ 213.29	\$ 477.90	\$ 542.30	\$ 1,233.49	NC
1538012	\$ 816.82	\$ 400.28	\$ -	\$ 1,217.10	NC
548013	\$ 100.71	\$ 91.56	\$ 959.91	\$ 1,152.18	NC
2467011	\$ 80.85	\$ 82.98	\$ 941.62	\$ 1,105.45	UO
2181011	\$ 87.31	\$ 87.31	\$ 891.56	\$ 1,066.18	UO
2026013	\$ 82.13	\$ 82.13	\$ 800.70	\$ 964.96	UO
5517014	\$ 46.46	\$ 191.93	\$ 701.25	\$ 939.64	UO
810011	\$ 103.53	\$ 103.53	\$ 692.54	\$ 899.60	UO
2190033	\$ 144.02	\$ 283.63	\$ 466.91	\$ 894.56	UO
154014	\$ -	\$ 435.08	\$ 356.06	\$ 791.14	NC
1949033	\$ 80.85	\$ 80.85	\$ 615.78	\$ 777.48	UO
1216018	\$ 80.85	\$ 80.85	\$ 612.46	\$ 774.16	UO
316031	\$ 153.18	\$ 127.48	\$ 479.45	\$ 760.11	UO
1971035	\$ 80.85	\$ 80.85	\$ 572.06	\$ 733.76	PP
285016	\$ 203.77	\$ 275.86	\$ 245.09	\$ 724.72	PP
1000013	\$ 345.28	\$ 335.36	\$ -	\$ 680.64	PP
2328023	\$ 80.85	\$ 80.85	\$ 476.00	\$ 637.70	UO
1784011	\$ 156.87	\$ 159.48	\$ 308.54	\$ 624.89	PP
1628024	\$ 306.65	\$ 296.05	\$ -	\$ 602.70	UO
2226029	\$ 91.14	\$ 367.00	\$ 131.75	\$ 589.89	NC
2098011	\$ 80.85	\$ 94.65	\$ 359.34	\$ 534.84	UO
1833014	\$ 234.98	\$ 260.47	\$ 39.35	\$ 534.80	PP
2299012	\$ 162.65	\$ 254.63	\$ 103.50	\$ 520.78	PP
481026	\$ 187.10	\$ 202.33	\$ -	\$ 389.43	NC
438015	\$ 166.47	\$ 200.45	\$ -	\$ 366.92	UO
8244012	\$ 126.74	\$ 154.92	\$ 46.55	\$ 328.21	NC
125021	\$ 94.48	\$ 101.48	\$ 85.11	\$ 281.07	UO

**City of Quincy - Arrears Report
For the Four Months Ended November 2023**

Account Number	30_Day 11.30.2023	60_Day 10.31.2023	90_Day 09.30.2023	Balance	Legend
RESIDENTIAL - CYCLE 1					
1927027	\$ 124.52	\$ 135.90	\$ 15.84	\$ 276.26	NC
2403020	\$ 272.42	\$ -	\$ -	\$ 272.42	NC
4808010	\$ 222.59	\$ 35.14	\$ -	\$ 257.73	NC
8209017	\$ 140.57	\$ 97.33	\$ -	\$ 237.90	NC
66270020	\$ 209.41	\$ 14.92	\$ -	\$ 224.33	NC
1342035	\$ 118.08	\$ 88.27	\$ -	\$ 206.35	NC
738025	\$ 87.83	\$ 87.33	\$ 26.59	\$ 201.75	UO
2193029	\$ 88.76	\$ 97.47	\$ -	\$ 186.23	UO
4885010	\$ 18.48	\$ 55.05	\$ -	\$ 153.52	NC
2240020	\$ 153.01	\$ -	\$ -	\$ 153.01	NC
2347021	\$ 150.00	\$ -	\$ -	\$ 150.00	NC
1713013	\$ 140.37	\$ -	\$ -	\$ 140.37	NC
56670316	\$ 137.22	\$ -	\$ -	\$ 137.22	NC
712014	\$ 120.77	\$ -	\$ -	\$ 120.77	NC
5234002	\$ 119.08	\$ -	\$ -	\$ 119.08	NC
8219017	\$ 118.44	\$ -	\$ -	\$ 118.44	NC
1959019	\$ 116.31	\$ -	\$ -	\$ 116.31	NC
238015	\$ 112.38	\$ -	\$ -	\$ 112.38	PP, NC
2090017	\$ 105.00	\$ -	\$ -	\$ 105.00	NC
1883032	\$ 64.66	\$ 35.24	\$ -	\$ 99.90	AP
6736009	\$ 99.69	\$ -	\$ -	\$ 99.69	NC
276014	\$ 99.29	\$ -	\$ -	\$ 99.29	NC
929021	\$ 99.24	\$ -	\$ -	\$ 99.24	UO
8291007	\$ 99.24	\$ -	\$ -	\$ 99.24	NC
397035	\$ 99.02	\$ -	\$ -	\$ 99.02	UO
21030	\$ 97.61	\$ -	\$ -	\$ 97.61	NC
6744011	\$ 95.08	\$ -	\$ -	\$ 95.08	NC
6512002	\$ 22.32	\$ 19.41	\$ 50.00	\$ 91.73	NC
2169014	\$ 88.68	\$ -	\$ -	\$ 88.68	NC
1353042	\$ 88.45	\$ -	\$ -	\$ 88.45	NC
146025	\$ -	\$ -	\$ 86.93	\$ 86.93	NC
8261009	\$ 85.56	\$ -	\$ -	\$ 85.56	NC
58021	\$ 84.43	\$ -	\$ -	\$ 84.43	NC
1490016	\$ 83.79	\$ -	\$ -	\$ 83.79	NC

**City of Quincy - Arrears Report
For the Four Months Ended November 2023**

Account Number	30_Day 11.30.2023	60_Day 10.31.2023	90_Day 09.30.2023	Balance	Legend
RESIDENTIAL - CYCLE 1					
8242015	\$ 83.54	-	\$ -	83.54	NC
2342012	\$ 80.85	-	\$ -	80.85	NC
4973004	\$ -	-	\$ 80.63	80.63	F
8235012	\$ 70.85	8.75	\$ -	79.60	NC
6624018	\$ 71.73	-	\$ -	71.73	NC
1626013	\$ 71.01	-	\$ -	71.01	UO
5076026	\$ 69.28	-	\$ -	69.28	NC
8206024	\$ 68.96	-	\$ -	68.96	NC
242029	\$ 66.74	-	\$ -	66.74	PP
1884017	\$ 64.26	-	\$ -	64.26	NC
8218015	\$ 56.19	-	\$ -	56.19	NC
6689016	\$ 53.54	-	\$ -	53.54	NC
Total Amount Residential					
Cycle 1	\$ 11,706.06	\$ 9,565.42	\$ 18,535.33	\$ 39,806.81	
Percentage	29%	24%	47%	100%	

**City of Quincy - Arrears Report
For the Four Months Ended November 2023**

Account Number	30_Day 11.30.2023	60_Day 10.31.2023	90_Day 09.30.2023	Balance	Legend
COMMERCIAL - CYCLE 1					
4613011	\$ 5,789.42	\$ 6,858.10	\$ 32,575.95	\$ 45,223.47	PP
4635012	\$ 3,768.80	\$ 5,006.17	\$ 14,439.26	\$ 23,214.23	PP
5388002	\$ 5,558.95	\$ 217.06	\$ -	\$ 5,776.01	UO
1633011	\$ 191.23	\$ 196.11	\$ 5,374.20	\$ 5,761.54	F
3421016	\$ 107.50	\$ 107.39	\$ 1,765.14	\$ 1,980.03	UO
8430001	\$ 148.96	\$ 391.54	\$ 1,135.85	\$ 1,676.35	PP
8520001	\$ 857.85	\$ 339.55	\$ -	\$ 1,197.40	PP
654015	\$ 166.62	\$ 250.76	\$ 199.53	\$ 616.91	PP
356013	\$ 201.38	\$ 216.72	\$ 136.27	\$ 554.37	NC
1674016	\$ 194.76	\$ 323.86	\$ -	\$ 518.62	PP
1774012	\$ 501.32	\$ -	\$ -	\$ 501.32	NC
1474017	\$ 416.48	\$ 72.75	\$ -	\$ 489.23	UO
644016	\$ 188.10	\$ 147.24	\$ -	\$ 335.34	PP
2558038	\$ 124.79	\$ 143.17	\$ -	\$ 267.96	NC
8504002	\$ 155.45	\$ 60.31	\$ -	\$ 215.76	NC
2548011	\$ 179.01	\$ -	\$ -	\$ 179.01	NC
217012	\$ 169.34	\$ -	\$ -	\$ 169.34	NC
199011	\$ 70.76	\$ -	\$ -	\$ 70.76	NC
8356002	\$ 33.11	\$ 33.11	\$ -	\$ 66.22	NC
598015	\$ 57.35	\$ -	\$ -	\$ 57.35	NC
Total Amount Commercial					
Cycle 1	\$ 18,881.18	\$ 14,363.84	\$ 55,626.20	\$ 88,871.22	
Percentage	21%	16%	63%	100%	

**City of Quincy - Arrears Report
For the Four Months Ended November 2023**

Account Number	30_Day 11.30.2023	60_Day 10.31.2023	90_Day 09.30.2023	Balance	Legend
RESIDENTIAL - CYCLE 2					
6324007	\$ 394.84	\$ 472.73	\$ 3,168.76	\$ 4,036.33	PP
6460009	\$ 209.02	\$ 219.56	\$ 3,374.38	\$ 3,802.96	UO
4992005	\$ 143.76	\$ 150.99	\$ 2,958.87	\$ 3,253.62	UO
2716011	\$ 185.35	\$ 353.84	\$ 2,604.93	\$ 3,144.12	PP
2705012	\$ 251.18	\$ 559.64	\$ 1,912.65	\$ 2,723.47	PP
5459008	\$ -	\$ -	\$ 2,308.05	\$ 2,308.05	NC
5713013	\$ 185.11	\$ 219.52	\$ 1,860.63	\$ 2,265.26	PP
3037020	\$ 148.46	\$ 132.18	\$ 1,660.84	\$ 1,941.48	F
5784010	\$ 80.85	\$ 79.73	\$ 1,737.10	\$ 1,897.68	UO
4453023	\$ 257.79	\$ 230.32	\$ 1,367.31	\$ 1,855.42	UO
5768001	\$ 23.58	\$ 31.66	\$ 1,392.48	\$ 1,447.72	UO
4519019	\$ 201.87	\$ 237.03	\$ 954.66	\$ 1,393.56	PP
5258011	\$ 64.01	\$ 62.55	\$ 1,171.37	\$ 1,297.93	UO
2980018	\$ 307.28	\$ 438.00	\$ 363.09	\$ 1,108.37	PP
4963009	\$ 23.58	\$ 23.11	\$ 1,027.03	\$ 1,073.72	UO
2989016	\$ 317.48	\$ 439.83	\$ 204.40	\$ 961.71	PP
3138011	\$ 492.38	\$ 414.31	\$ -	\$ 906.69	PP
6405001	\$ 191.11	\$ 274.39	\$ 432.33	\$ 897.83	PP
4554030	\$ 258.24	\$ 300.53	\$ 224.22	\$ 782.99	NC
6315007	\$ 192.90	\$ 229.29	\$ 235.57	\$ 657.76	NC
2699011	\$ 128.39	\$ 164.98	\$ 363.85	\$ 657.22	PP
6347006	\$ 121.03	\$ 143.73	\$ 335.09	\$ 599.85	UO
2995012	\$ 87.31	\$ 114.89	\$ 309.74	\$ 511.94	UO
3384016	\$ 154.06	\$ 272.77	\$ 72.82	\$ 499.65	NC
2725012	\$ 262.25	\$ 231.79	\$ -	\$ 494.04	UO
4704024	\$ 409.28	\$ 75.14	\$ -	\$ 484.42	NC
4146010	\$ 122.55	\$ 156.06	\$ 122.87	\$ 401.48	PP
4286011	\$ 6.15	\$ 6.15	\$ 358.08	\$ 370.38	NC
6570006	\$ 259.55	\$ 103.55	\$ -	\$ 363.10	F
2588032	\$ 135.78	\$ 174.28	\$ 41.90	\$ 351.96	UO
4922002	\$ -	\$ -	\$ 347.81	\$ 347.81	F
3912012	\$ 17.43	\$ 36.58	\$ 281.92	\$ 335.93	UO
2608012	\$ 135.45	\$ 193.71	\$ -	\$ 329.16	PP
2719015	\$ 291.88	\$ 29.44	\$ -	\$ 321.32	NC

**City of Quincy - Arrears Report
For the Four Months Ended November 2023**

Account Number	30_Day 11.30.2023				60_Day 10.31.2023				90_Day 09.30.2023				Balance	Legend	
	\$	\$	\$	\$	\$	\$	\$	\$	\$	\$	\$	\$			\$
RESIDENTIAL - CYCLE 2															
4506022	\$	207.65	\$	99.90	\$	-	\$	-	\$	307.55	NC				
4540020	\$	78.53	\$	159.42	\$	31.70	\$	-	\$	269.65	NC				
5211012	\$	209.08	\$	54.37	\$	-	\$	-	\$	263.45	NC				
2678012	\$	154.44	\$	97.50	\$	-	\$	-	\$	251.94	UO				
5867006	\$	239.86	\$	-	\$	-	\$	-	\$	239.86	NC				
8420001	\$	231.85	\$	-	\$	-	\$	-	\$	231.85	NC				
5742010	\$	110.66	\$	108.74	\$	-	\$	-	\$	219.40	UO				
3060013	\$	118.20	\$	99.59	\$	-	\$	-	\$	217.79	PP				
4608032	\$	159.52	\$	55.93	\$	-	\$	-	\$	215.45	PP				
2620015	\$	211.92	\$	-	\$	-	\$	-	\$	211.92	PP				
2709013	\$	190.76	\$	-	\$	-	\$	-	\$	190.76	NC				
4614031	\$	114.07	\$	45.05	\$	-	\$	-	\$	159.12	NC				
4668031	\$	128.75	\$	-	\$	-	\$	-	\$	128.75	NC				
4489026	\$	121.95	\$	-	\$	-	\$	-	\$	121.95	NC				
6339004	\$	118.33	\$	-	\$	-	\$	-	\$	118.33	PP				
4493022	\$	116.55	\$	-	\$	-	\$	-	\$	116.55	NC				
5459009	\$	110.86	\$	-	\$	-	\$	-	\$	110.86	NC				
5698009	\$	110.14	\$	-	\$	-	\$	-	\$	110.14	NC				
8640001	\$	13.38	\$	13.05	\$	83.26	\$	-	\$	109.69	NC				
8319010	\$	103.09	\$	-	\$	-	\$	-	\$	103.09	NC				
4468019	\$	91.13	\$	11.85	\$	-	\$	-	\$	102.98	NC				
4502022	\$	76.20	\$	24.31	\$	-	\$	-	\$	100.51	NC				
4454031	\$	100.21	\$	-	\$	-	\$	-	\$	100.21	NC				
4505021	\$	100.00	\$	-	\$	-	\$	-	\$	100.00	NC				
5474016	\$	91.71	\$	8.26	\$	-	\$	-	\$	99.97	NC				
4495019	\$	41.56	\$	58.00	\$	-	\$	-	\$	99.56	NC				
3309016	\$	94.97	\$	-	\$	-	\$	-	\$	94.97	NC				
3579012	\$	13.05	\$	12.73	\$	67.36	\$	-	\$	93.14	NC				
4576032	\$	85.34	\$	7.23	\$	-	\$	-	\$	92.57	NC				
5926001	\$	31.07	\$	32.04	\$	29.39	\$	-	\$	92.50	NC				
4661032	\$	17.89	\$	18.22	\$	55.08	\$	-	\$	91.19	NC				
3939012	\$	5.13	\$	5.13	\$	76.95	\$	-	\$	87.21	NC				
4606029	\$	84.61	\$	-	\$	-	\$	-	\$	84.61	NC				
4542020	\$	76.77	\$	-	\$	-	\$	-	\$	76.77	NC				

**City of Quincy - Arrears Report
For the Four Months Ended November 2023**

Account Number	30_Day 11.30.2023	60_Day 10.31.2023	90_Day 09.30.2023	Balance	Legend
RESIDENTIAL - CYCLE 2					
2745022	\$ 67.56	\$ -	\$ -	\$ 67.56	PP
3414014	\$ 64.84	\$ -	\$ -	\$ 64.84	NC
6565009	\$ 60.78	\$ -	\$ -	\$ 60.78	NC
6087004	\$ 25.76	\$ 29.15	\$ -	\$ 54.91	NC
3093012	\$ 54.73	\$ -	\$ -	\$ 54.73	NC
Total Amount Residential					
Cycle 2	\$ 10,092.80	\$ 7,512.75	\$ 31,536.49	\$ 49,142.04	
Percentage	21%	15%	64%	100%	
COMMERCIAL - CYCLE 2					
4229013	\$ 512.19	\$ 239.14	\$ 4,659.92	\$ 5,411.25	NC
6011002	\$ 70.40	\$ 67.82	\$ 1,184.96	\$ 1,323.18	UO
4467027	\$ 70.88	\$ 127.05	\$ 343.60	\$ 541.53	UO
566706705	\$ -	\$ -	\$ 336.45	\$ 336.45	UO
8631001	\$ 13.38	\$ 13.05	\$ 173.10	\$ 199.53	UO
4585030	\$ 29.97	\$ 75.43	\$ 70.04	\$ 175.44	NC
4598022	\$ 19.63	\$ 19.98	\$ 114.16	\$ 153.77	NC
4645025	\$ 8.71	\$ 12.77	\$ 104.91	\$ 126.39	UO
4913001	\$ 105.80	\$ -	\$ -	\$ 105.80	NC
4657027	\$ 15.59	\$ 22.27	\$ 57.65	\$ 95.51	UO
6063002	\$ 6.90	\$ 7.86	\$ 76.70	\$ 91.46	UO
4644027	\$ 47.01	\$ 17.16	\$ 19.55	\$ 83.72	UO
4792018	\$ 36.42	\$ 19.51	\$ 19.09	\$ 75.02	UO
4619029	\$ 7.95	\$ 9.99	\$ 51.10	\$ 69.04	UO
3592018	\$ 22.38	\$ 33.26	\$ -	\$ 55.64	UO
4646024	\$ 6.25	\$ 6.15	\$ 43.16	\$ 55.56	UO
Total Amount Commercial					
Cycle 2	\$ 973.46	\$ 671.44	\$ 7,254.39	\$ 8,899.29	
Percentage	11%	8%	82%	100%	

TOTAL RESIDENTIAL \$ 88,948.85
TOTAL COMMERCIAL \$ 97,770.51

**City of Quincy - Arrears Report
For the Four Months Ended November 2023**

Account Number	30_Day 11.30.2023	60_Day 10.31.2023	90_Day 09.30.2023	Balance	Legend
----------------	-------------------	-------------------	-------------------	---------	--------

LEGEND MEANING

NC = Not Current
 PP = Payment Plan
 UO = Utilities Off

UR = Under Review
 F= Finalled
 NP = Not Paying

NO/UR = New Ownership & Under Rev
 AP = Agency Pledge
 Prepared by: LaTrenda Gainous Carr

**PURCHASE POWER (FUEL) ADJUSTMENT &
NET METER RATE REPORT
AS OF NOVEMBER 30, 2023**

CITY OF PURCHASE POWER ADJUSTMENT REPORT

FUEL ADJ. UPDATED	OCTOBER SERVICES	NOVEMBER SERVICES	VARIANCE
Duke - transmission cost	\$ 21,885.29	\$ 16,714.48	\$ (5,170.81)
FPL - transmission cost	\$ 34,902.13	\$ 29,608.58	\$ (5,293.55)
FPL Firm Capacity	\$ 321,113.50	\$ 271,114.47	\$ (49,999.03)
SEPA	\$ 136,679.92	\$ 125,357.48	\$ (11,322.44)
Total Cost	\$ 514,580.84	\$ 442,795.01	\$ (71,785.83)
FP&L	7,232,000	6,282,000	(950,000)
SEPA	3,735,276	3,090,112	(645,164)
Total KWH	10,967,276	9,372,112	(1,595,164)
Cost per KWH	0.04692	0.04725	0.0003
Base .038	0.0380	0.0380	-
Delta Cost - Base	0.0089	0.0093	0.0003
Adjust 6 %	1.060	1.060	-
Calculated fuel Adjustment	0.0095	0.0098	0.00035

CITY OF QUINCY NET METER RATE

Wholesale Purchase Energy Cost	OCTOBER SERVICES	NOVEMBER SERVICES	VARIANCE
FPL Firm Energy	\$ 210,363.50	\$ 167,644.47	\$ (42,719.03)
SEPA Energy	\$ 83,371.36	\$ 68,971.30	\$ (14,400.06)
SEPA TOTAL BEFORE CREDIT	\$ 154,435.36	\$ 140,035.30	\$ (14,400.06)
SEPA CREDIT	\$ (17,755.44)	\$ (14,677.82)	\$ 3,077.62
calculate % of credit SEPA	-11.5%	-10.5%	1.0%
net purchase power credit	\$ (9,585.21)	\$ (7,229.24)	\$ 2,355.97
amount charged to Quincy	\$ 73,786.15	\$ 61,742.06	\$ (12,044.09)
Total Cost	\$ 284,149.65	\$ 229,386.53	\$ (54,763.12)
FP&L	7,232,000	6,282,000	(950,000)
SEPA	3,735,276	3,090,112	(645,164)
Total KWH	10,967,276	9,372,112	(1,595,164)
Wholesale Avoidance Cost	-0.02591	-0.02448	0.00143


Submitted By: Amanda Matthews
 Reviewed By: Marcia Carty

DISBURSEMENTS REPORT

THE MONTH OF NOVEMBER 30, 2023

Category	No. of Payments	Value	%
Payroll Related	326	\$ 679,084.08	25%
Accounts Payable	221	\$ 2,074,828.51	75%
Checks/ NODs	547	\$ 2,753,912.59	100%

CITY OF QUINCY DISBURSEMENTS



BUDGET TRANSFER REPORT

THE MONTH OF NOVEMBER 30, 2023

City of Quincy, Florida
Budget Transfers
Month of November 2023

Account Number	Description	Approved Budget	AMOUNT OVERDRAWN	Budget Funds Transferred To	Budget Funds Transferred From	Comment
001-110-511-80820	AID TO PRIVATE ORGANIZATIONS	\$ -		\$ 15,000.00		C Aid to organizations
001-001-519-30491	OTHER OPERATING EXPENSE	\$ 17,460.00			\$ (8,000.00)	C Aid to organizations
001-160-512-30491	OTHER OPERATING EXPENSE	\$ 7,200.00			\$ (7,000.00)	C Aid to organizations
001-001-519-30491	OTHER OPERATING EXPENSE	\$ 17,460.00	\$ (3,426.70)	\$ 4,000.00		CM Operating expenses exceed budget
001-001-519-30342	RECORDING OF THE COMMISSION MTG	\$ 48,000.00			\$ (4,000.00)	CM 10% criteria met per ordinance
001-160-512-30491	OTHER OPERATING EXPENSE	\$ 7,200.00	\$ (350.00)	\$ 500.00		CM Operating expenses exceed budget
001-160-512-30511	OFFICE SUPPLIES GENERAL	\$ 3,150.00			\$ (500.00)	CM Operating expenses exceed budget
400-271-513-30341	CONTRACTUAL SERVICES	\$ 2,250.00	\$ (1,192.67)	\$ 7,500.00		CM Consultant fees in absence of finance director
400-271-513-10110	EXECUTIVE SALARIES & WAGES	\$ 76,052.00			\$ (7,500.00)	CM 10% criteria met per ordinance
	TOTAL BUDGET TRANSFERS			\$ 27,000.00	\$ (27,000.00)	

FIXED ASSET PURCHASES REPORT
THE TWO MONTHS ENDED NOVEMBER 30, 2023

CITY OF QUINCY
FIXED ASSET PURCHASES NOVEMBER 2023

Category	Approved Budget YTD	Actual YTD	% Budget YTD
EQUIPMENT	\$ 73,901.00	\$ 5,258.00	7%
OFFICE FURNITURE EQUIPMENT	\$ 23,177.00	\$ -	0%
SIGNALIZATION AND STREET LIGHTS	\$ 67,500.00	\$ 796.00	1%
VEHICLES	\$ 154,020.00	\$ -	0%
BEAUTIFICATION PROJECTS, CRA CATALYST PROJECTS, SENIOR ENERGY EFF PROGRAM	\$ 817,558.00	\$ 197,916.00	24%
INFRASTRUCTURE	\$ 4,500.00	\$ -	0%
HEAVY EQUIPMENT	\$ 101,250.00	\$ -	0%
TOTAL	\$ 1,241,906.00	\$ 203,970.00	16%

P-CARD REPORT & BANK STATEMENT

THE MONTH OF NOVEMBER 30, 2023



Purchasing Card

FL CITY OF QUINCY
 XXXX-XXXX-XXXX-5777
 October 05, 2023 - November 04, 2023

Company Statement

Account Information	Payment Information	Account Summary
Mall Billing Inquiries to: BANKCARD CENTER PO Box 680441 Dallas, TX 75266-0441 TTY Hearing Impaired: Dial "711" Outside the U.S.: 1.509.353.6656 24 Hours For Lost or Stolen Card: 1.888.449.2273 24 Hours	Statement Date 11/04/23 Payment Due Date 11/17/23 Days in Billing Cycle 31 Credit Limit \$250,000 Cash Limit \$50,000 Total Payment Due \$8,123.72	Previous Balance \$6,175.63 Payments -\$6,175.63 Credits \$0.00 Cash \$0.00 Purchases \$8,123.72 Other Debits \$0.00 Overlimit Fee \$0.00 Late Payment Fee \$0.00 Cash Fees \$0.00 Other Fees \$0.00 Finance Charge \$0.00 Current Balance \$8,123.72

Important Messages

Please do not send payment. Your automatic payment is scheduled to be credited to this account on 11/17/23.

Global Card Access - your card information whenever, wherever and however you need it. From the dashboard, you can quickly check your credit limit, balance, available credit and recent card activity. Other features like View PIN, Change PIN, Lock Card and Alerts help you keep your card secure. For added convenience, you can easily view or download your current statement up to 12 months of past statements. Visit www.bofa.com/globalcardaccess to register your card and start using Global Card Access today.

Cardholder Activity Summary

Account Number Credit Limit	Credits	Cash	Purchases and Other Debits	Total Activity
--------------------------------	---------	------	-------------------------------	----------------

0617563 0812372 0812372 4715290003775777

Account Number: XXXX-XXXX-XXXX- 5777
 October 05, 2023 - November 04, 2023

Total Payment Due **\$8,123.72**
Payment Due Date 11/17/23

Enter payment amount

\$

BANK OF AMERICA
 PO BOX 15731
 WILMINGTON, DE 19886-5731

FL CITY OF QUINCY
 404 W JEFFERSON ST
 QUINCY, FL 32351-2328

Mall this coupon along with your check payable to:
 BANK OF AMERICA

FL CITY OF QUINCY
 XXXX-XXXX-XXXX-5777
 October 05, 2023 - November 04, 2023

Cardholder Activity Summary				
Account Number	Credits	Cash	Purchases and Other Debits	Total Activity
ASHLEY, TIMOTHY XXXX-XXXX-XXXX-6406				
5,000	0.00	0.00	100.00	100.00
BELL, REGINALD XXXX-XXXX-XXXX-5834				
5,000	0.00	0.00	4,911.29	4,911.29
CARTY, MARCIA XXXX-XXXX-XXXX-2942				
11,042	0.00	0.00	55.99	55.99
DEPARTMENT, FIRE XXXX-XXXX-XXXX-5296				
5,000	0.00	0.00	407.03	407.03
FAGG, DECODY XXXX-XXXX-XXXX-7970				
5,000	0.00	0.00	674.82	674.82
PENNINGTON, MICHAEL XXXX-XXXX-XXXX-3251				
5,000	0.00	0.00	240.71	240.71
RESOURCES, HUMAN XXXX-XXXX-XXXX-3874				
2,000	0.00	0.00	468.00	468.00
SHACKELFORD, JANICE XXXX-XXXX-XXXX-1522				
2,500	0.00	0.00	664.88	664.88
ZONING, PLANNING AND XXXX-XXXX-XXXX-6723				
5,000	0.00	0.00	601.00	601.00

Transactions							
Posting Transaction	Date	Date	Description	Reference Number	MCC	Charge	Credit
FL CITY OF QUINCY							Total Activity
Account Number: XXXX-XXXX-XXXX-5777							-\$6,175.63
10/18	10/18		AUTO PAYMENT DEDUCTION		0071		6,175.63
ASHLEY, TIMOTHY							Total Activity
Account Number: XXXX-XXXX-XXXX-6406							100.00
10/06	10/05		PY *GADSDEN MINI STORAGE 850-875-1077 FL	2444500327960011481311	4225	100.00	
BELL, REGINALD							Total Activity
Account Number: XXXX-XXXX-XXXX-5834							4,911.29
10/05	10/04		SAFELITE AUTOGLASS 614-210-9192 OH	24493983277700729300519	5533	343.89	
10/05	10/04		FLYING J 623 MIDWAY FL	24943003278063003972558	5541	14.40	
10/06	10/04		ARCO QUINCY QUINCY FL	24034543278000546988514	5541	25.00	
10/09	10/05		THE HOME DEPOT #0254 TALLAHASSEE FL	24943013279010180533255	5200	24.97	
10/20	10/19		WM SUPERCENTER #488 QUINCY FL	24445003293400192083769	5411	148.00	
10/23	10/20		SAMS CLUB #8120 TALLAHASSEE FL	24445003294400208119945	5300	3,387.72	
10/30	10/27		LOWES #00716* TALLAHASSEE FL	24692163300100076592694	5200	479.00	
11/03	11/01		THE HOME DEPOT #8374 TALLAHASSEE FL	24943013306010181681753	5200	488.31	
CARTY, MARCIA							Total Activity
Account Number: XXXX-XXXX-XXXX-2942							55.99
10/24	10/23		ZOOM.US 888-799-9666 WWW.ZOOM.US CA	24011343296000039072099	4814	55.99	
DEPARTMENT, FIRE							Total Activity
Account Number: XXXX-XXXX-XXXX-5296							407.03
10/11	10/10		WM SUPERCENTER #488 QUINCY FL	24445003284400187051749	5411	407.03	
FAGG, DECODY							Total Activity
Account Number: XXXX-XXXX-XXXX-7970							674.82
10/25	10/23		ODP BUS SOL LLC # 106876 800-463-3768 FL	24137463297100453131282	5965	50.22	
10/25	10/23		ODP BUS SOL LLC # 106876 800-463-3768 FL	24137463297100453131365	5965	50.22	
10/25	10/23		ODP BUS SOL LLC # 101165 800-463-3768 FL	24137463297100453131449	5965	6.99	
10/27	10/24		ODP BUS SOL LLC # 106876 800-463-3768 FL	24137463299100468054949	5965	239.95	
11/03	11/02		AAU 407-934-7200 FL	24765013307206070680070	8398	327.44	
PENNINGTON, MICHAEL							Total Activity
Account Number: XXXX-XXXX-XXXX-3251							240.71
10/17	10/16		ESPOSITO GARDEN CTR TALLAHASSEE FL	24431063290091208000724	5251	141.89	
11/01	10/31		TAKE 5 #477 QUINCY FL	24116413305400303000087	7538	98.82	

Transactions						
<i>Posting Transaction</i>						
<i>Date</i>	<i>Date</i>	<i>Description</i>	<i>Reference Number</i>	<i>MCC</i>	<i>Charge</i>	<i>Credit</i>
RESOURCES, HUMAN						Total Activity
Account Number:XXXX-XXXX-XXXX-3874						468.00
10/30	10/27	SURVEYMONK* T 44914341 WWW.SURVEYMONCA	24492163300000034832301	5734	468.00	
SHACKELFORD, JANICE						Total Activity
Account Number:XXXX-XXXX-XXXX-1522						664.88
10/11	10/10	ADOBE INC. 408-536-6000 CA	24492153283713289755751	5734	19.99	
10/30	10/29	WM SUPERCENTER #1408 TALLAHASSEE FL	24445003303400202666031	5411	494.16	
11/01	10/31	WINN-DIXIE #0184 QUINCY FL	24137463305001465805683	5411	150.73	
ZONING, PLANNING AND						Total Activity
Account Number:XXXX-XXXX-XXXX-6723						601.00
10/16	10/14	BEST WESTERN GATEWAY G GAINESVILLE FL Arrival: 10/08/23	24000973288560902240492	7011	601.00	

Finance Charge Calculation			
Your Annual Percentage Rate (APR) is the annual interest rate on your account.			
	Annual Percentage Rate	Balance Subject to Interest Rate	Finance Charges by Transaction Type
PURCHASES	0.00%	\$0.00	\$0.00
CASH	0.00%	\$0.00	\$0.00

V = Variable Rate (rate may vary), Promotional Balance = APR for limited time on specified transactions.

BANK OF AMERICA			Vendor		9/4/2023-10/4/2023		Justification
Department	Date	Amount	Vendor Name	GL Number			
TIMOTHY ASHLEY	10/5/2023	\$ 100.00	GAUSDEN MINI STORAGE	001-210-521-30511		STORAGE	
REGINALD BELL	10/4/2023	\$ 343.89	SAFELITE AUTOGLASS	001-450-541-30407		REPLACE WINDOW IN INMATE VAN	
REGINALD BELL	10/4/2023	\$ 14.40	FLYING	001-430-541-30491		TO FILL PROPANE TANK	
REGINALD BELL	10/4/2023	\$ 25.00	ARCO QUINCY	001-430-541-30491		REC CENTER RENO PROPANE TANK FOR BUFFER	
REGINALD BELL	10/5/2023	\$ 24.97	THE HOME DEPOT	001-430-541-30491		PART FOR PAINT SPRAYER	
REGINALD BELL	10/19/2023	\$ 148.00	WM SUPERCENTER	001-440-519-30491		VACUUM FOR CITY HALL	
REGINALD BELL	10/20/2023	\$ 3,387.72	SAMS CLUB	001-440-572-30391		001-430-541-30530 TABLES & CHAIRS REC CENTER	
REGINALD BELL	10/27/2023	\$ 479.00	LOWES	001-110-511-30491		NEW PAINT GUN	
REGINALD BELL	11/1/2023	\$ 488.31	THE HOME DEPOT	001-430-541-30530		FRONT ENTRANCE OF RECREATION CENTER	
MARCIA CARTY	10/23/2023	\$ 55.99	ZOOM US	001-110-511-30491		MONTHLY SUBSCRIPTION	
FIRE DEPARTMENT	10/10/2023	\$ 407.03	WM SUPERCENTER	001-210-522-30494		FIRE PREVENTION	
DECODY FAGG	10/23/2023	\$ 50.22	ODP BUS SOL LLC	001-310-572-30511		CALENDARS FOR OFFICE	
DECODY FAGG	10/23/2023	\$ 50.22	ODP BUS SOL LLC	001-310-572-30511		CALENDARS FOR OFFICE	
DECODY FAGG	10/23/2023	\$ 6.99	ODP BUS SOL LLC	001-310-572-30511		INK PENS	
DECODY FAGG	10/24/2023	\$ 239.95	ODP BUS SOL LLC	001-310-572-30511		FLOOR MATS FOR OFFICE CHAIRS-ITEMS CREDITED BACK TO P-CARD	
DECODY FAGG	11/2/2023	\$ 327.44	AAU	001-310-572-30527		AAU TRACK MEMBERSHIP	
MICHAEL PENNINGTON	10/16/2023	\$ 141.89	ESPOSITO GARDEN CTR	405-561-532-30406		PARTS FOR LAWN MOWER	
MICHAEL PENNINGTON	10/31/2023	\$ 98.82	TAKE 5	403-520-531-30404		OIL CHANGE	
HUMAN RESOURCES	10/27/2023	\$ 468.00	SURVEYMONKEY	508-539-539-30497		SURVEY MONKEY	
JANICE SHAKELFORD	10/10/2023	\$ 19.99	ADOBE INC	001-130-519-30491		MONTHLY SUBSCRIPTION	
JANICE SHAKELFORD	10/29/2023	\$ 494.16	WM SUPERCENTER	001-130-519-30491		TRUNK OF TREATS	
JANICE SHAKELFORD	10/31/2023	\$ 150.73	WM/DIXIE	001-130-519-30491		TRUNK OF TREATS	
PLANNING AND ZONING	10/14/2023	\$ 601.00	BEST WESTERN GATEWAY	001-284-515-30493		CODE ENFORCEMENT TRAINING ROBINSON	
		\$ 8,123.72					

LIST OF BANK RECONCILIATIONS & STATEMENTS

AS OF NOVEMBER 30, 2023

CITY OF QUINCY, FL
Bank Statement Listing
Variance FY 2023 vs FY 2024
November 30, 2023

Last 4 digits of acct number	Description	November 2022 Reconciled Balance	November 2023 Reconciled Balance	Variance
6401	CASH CCB CENTRAL CASH 6401	\$ 2,056,685.14	\$ 1,584,531.91	(\$472,153.23)
0002	CASH-CP IM REV BND DBT SVC BANK1	\$ 129,991.45	\$ 57,663.69	(\$72,327.76)
0096	CASH-UTIL SYS IMPR REFD REV BD 03	\$ 77,796.38	\$ 80,131.96	\$2,335.58
0901	CASH - CRA SEPARATE BANK CCB	\$ 307,230.18	\$ 648,739.61	\$341,509.43
1001	CASH - GRANT FUNDS	\$ 2,314,989.67	\$ 2,191,891.84	(\$123,097.83)
2829	CASH - CONFISCATED PROPERTY	\$ 54,287.75	\$ 22,642.20	(\$31,645.55)
3401	LANDFILL LT CARE ESCROW	\$ 49,877.97	\$ 50,474.70	\$596.73
3611	SRL Loan Reserve Grant	\$ 129.05	\$ 1,961.54	\$1,832.49
3920	RATE STABILIZATION/SAVINGS	\$ 2,001,704.26	\$ 2,002,702.62	\$998.36
4801	CASH - CCB QUINCY BEND ACCOUNT	\$ 6,886.18	\$ 6,827.94	(\$58.24)
6051	HURRICANE MICHAEL RECOVERY FEE	\$ 3,287.10	\$ 16,726.55	\$13,439.45
6701	CASH-SRF SEWER	\$ 16,726.55	\$ 200,016.94	\$183,290.39
6702	CASH - DRINKING WATER LOAN	\$ 102,707.75	\$ 31,301.07	(\$71,406.68)
6711	CASH - SEWER SMTGRD CONSTRUCTION	\$ 1,554,213.52	\$ 1,055,939.01	(\$498,274.51)
8679	CENTENNIAL INVESMENT	\$ 513,317.20	\$ 531,240.85	\$17,923.65
0001	FL CLASS INVESTMENT ACCOUNT	\$ -	\$ 506,143.69	\$506,143.69
GRAND TOTAL		\$ 9,189,830.15	\$ 8,988,936.12	\$ (200,894.03)

CITY OF QUINCY, FL
Bank Statement Listing
Prior Month Variance October 2023 vs November 2023
November 30, 2023

Last 4 digits of acct number	Description	October 2023 Reconciled Balance	November 2023 Reconciled Balance	Variance
6401	CASH CCB CENTRAL CASH 6401	\$ 1,217,757.55	\$ 1,584,531.91	\$366,774.36
0002	CASH-CP IM REV BND DBT SVC BANK1	\$ 27,665.60	\$ 57,663.69	\$29,998.09
0096	CASH-UTIL SYS IMPR REFD REV BD 03	\$ 79,934.86	\$ 80,131.96	\$197.10
0901	CASH - CRA SEPARATE BANK CCB	\$ 854,599.40	\$ 648,739.61	(\$205,859.79)
1001	CASH-ARPA GRANT FUNDS	\$ 2,191,891.84	\$ 2,191,891.84	\$0.00
2829	CASH - CONFISCATED PROPERTY	\$ 22,625.46	\$ 22,642.20	\$16.74
3401	LANDFILL LT CARE ESCROW	\$ 50,474.70	\$ 50,474.70	\$0.00
3611	SRL Loan Reserve Grant	\$ 1,961.54	\$ 1,961.54	\$0.00
3920	RATE STABILIZATION/SAVINGS	\$ 2,002,702.62	\$ 2,002,702.62	\$0.00
4801	CASH - CCB QUINCY BEND ACCOUNT	\$ 7,093.18	\$ 6,827.94	(\$265.24)
6051	HURRICANE MICHAEL RECOVERY FEE	\$ 16,726.55	\$ 16,726.55	\$0.00
6701	CASH-SRF SEWER	\$ 200,016.94	\$ 200,016.94	\$0.00
6702	CASH - DRINKING WATER LOAN	\$ 500.00	\$ 31,301.07	\$30,801.07
6711	CASH - SEWER SMTGRD CONSTRUCTION	\$ 1,055,939.01	\$ 1,055,939.01	\$0.00
8679	CENTENNIAL INVESMENT	\$ 529,586.80	\$ 531,240.85	\$1,654.05
0001	FL CLASS INVESTMENT ACCOUNT	\$ -	\$ 506,143.69	\$506,143.69
GRAND TOTAL		\$ 8,259,476.05	\$ 8,988,936.12	\$ 729,460.07

Prepared by Amanda Matthews

CHECKING ACCOUNT

BUSINESS CHECKING + INTEREST		Images	211
Account Number	XXXXXXX6401	Statement Dates	11/01/23 thru 11/30/23
Previous Balance	1,094,448.81	Days in this Statement Period	30
154 Deposits/Credits	2,940,222.31	Avg Ledger Balance	1,363,549.30
201 Checks/Debits	2,485,278.93	Avg Collected Balance	1,363,549.30
Service Charges	.00		
Interest Paid	.00		
Ending Balance	1,549,392.19	2023 Interest Paid	31,677.75

Bank Statement Balance, 11/30/2023

In general ledger - o/s - not in the bank	\$ 1,549,392.19
CRPT deposit in transit	134,337.68
POSTED ON GL NOT IN BANK UNTIL 12/1	560.53
Excleron Deposits in Transit	\$ 72,739.97
Outstanding AP transaction	\$ -
Outstanding Checks	\$ (172,498.46)

Bank Statement Reconciled Balance, 11/30/2023 \$ 1,584,531.91

General Ledger Balance, 11/30/2023 \$ 1,565,572.34
In bank - o/s - not in general ledger

Payments posted in December	\$ 19,772.40
Excleron chargeback posted in December	\$ (675.15)
Excleron chargeback posted in January	\$ (137.68)

Adjusted General Ledger Balance, 11/30/2023 \$ 1,584,531.91

Difference \$ -



e | statement

Capital City Bank OnLine

This October, clients will receive two statements due to system upgrades. The second statement covers a partial month of transactions. Regular statements will resume in November. We apologize for any inconvenience.

CITY OF QUINCY
 OPERATING ACCOUNT
 404 W JEFFERSON ST
 QUINCY FL 32351-2328

Date 11/30/23
 Primary Account

Page 1
 XXXXXX6401

CHECKING ACCOUNT

BUSINESS CHECKING + INTEREST		Images	211
Account Number	XXXXXX6401	Statement Dates	11/01/23 thru 11/30/23
Previous Balance	1,094,448.81	Days in this Statement Period	30
154 Deposits/Credits	2,940,222.31	Avg Ledger Balance	1,363,549.30
201 Checks/Debits	2,485,278.93	Avg Collected Balance	1,363,549.30
Service Charges	.00		
Interest Paid	.00		
Ending Balance	1,549,392.19	2023 Interest Paid	31,677.75

DEPOSITS AND OTHER CREDITS

Date	Description	Amount
11/01	TRSF TO CHECKING XX6401 TRANSFER TO OPER FOR DEBT PAYMNT OCT	41,211.77
11/01	PAYMENTECH TRANSFER CCD EXCEL0004735809	28,657.63
11/01	TRSF TO CHECKING XX6401 TRANSFER DEBT PAYMNT CW 200114	19,673.00
11/01	TRSF TO CHECKING XX6401 TRANSFER COQ OPERATING FOR ADMIN SUPPO	1,666.67
11/01	AMERICAN EXPRESSSETTLEMENTCCD 6585952864	26.01
11/01	REMOTE CAPTURE DEPOSIT	146,361.47
11/01	REMOTE CAPTURE DEPOSIT	4,202.87



e | statement

Capital City Bank OnLine

CITY OF QUINCY
 OPERATING ACCOUNT
 404 W JEFFERSON ST
 QUINCY FL 32351-2328

Date 11/30/23
 Primary Account

Page 2
 XXXXXX6401

BUSINESS CHECKING + INTEREST XXXXXX6401 (Continued)

DEPOSITS AND OTHER CREDITS		
Date	Description	Amount
11/01	REMOTE CAPTURE DEPOSIT	3,726.99
11/01	REMOTE CAPTURE DEPOSIT	425.15
11/02	PAYMENTECH TRANSFER CCD EXCELO004735809	20,374.26
11/02	STATE OF FLORIDAPAYMENTS CTX ISA*00*NV *00*NV *ZZ*9001395052 *ZZ*NV *231101*1136*U*00200*	14,807.66
11/02	REMOTE CAPTURE DEPOSIT	12,490.38
11/02	REMOTE CAPTURE DEPOSIT	9,972.76
11/02	REMOTE CAPTURE DEPOSIT	471.00
11/03	CITY OF QUINCY A/P PAYMTCTX ISA*00*0000000000*00*0000000000 0*ZZ*CITY OF QUINCY*ZZ*VENDOR PAYMENTS*231102*1009*U*00200*0	36,333.05
11/03	PAYMENTECH TRANSFER CCD EXCELO004735809	24,496.09
11/03	ACTIVE MINERALS ALLOCATED CCD VE0090	633.31
11/03	TALQUIN ELECTRICACH PAYMENPPD	560.53
11/03	AMERICAN EXPRESSSETTLEMENTCCD 6585952864	420.90
11/03	ENGIE INSIGHT 820EFT0001CCD EF3110213361613 RMR*IV*8541001 **66.92**\	120.75
11/03	DTM*003*20231103**\ STATE OF FLORIDAPAYMENTS CTX ISA*00*NV *00*NV *ZZ*9001395052 *ZZ*NV *231102*1135*U*00200*	5.00
11/03	REMOTE CAPTURE DEPOSIT	15,940.01
11/03	REMOTE CAPTURE DEPOSIT	9,395.53
11/03	REMOTE CAPTURE DEPOSIT	581.44



e | statement

Capital City Bank OnLine

CITY OF QUINCY
 OPERATING ACCOUNT
 404 W JEFFERSON ST
 QUINCY FL 32351-2328

Date 11/30/23
 Primary Account

Page 3
 XXXXXX6401

BUSINESS CHECKING + INTEREST

XXXXXX6401 (Continued)

DEPOSITS AND OTHER CREDITS		
Date	Description	Amount
11/03	DEPOSIT	48.11
11/06	STATE OF FLORIDAPAYMENTS CTX ISA*00*NV *00*NV *ZZ*9001395052 *ZZ*NV *231103*1135*U*00200*	58,867.75
11/06	PAYMENTECH TRANSFER CCD EXCEL0004735809	25,134.96
11/06	AP CHECK PAYABLES CCD 71323	16,442.91
11/06	ENGIE INSIGHT 820EFT0001CCD EF3110312571632 RMR*IV*3120011 **228.67**\	1,448.09
11/06	DTM*003*20231106**\ STATE OF FLORIDAPAYMENTS CTX ISA*00*NV *00*NV *ZZ*9001395052 *ZZ*NV *231103*1134*U*00200*	10.00
11/06	REMOTE CAPTURE DEPOSIT	16,873.55
11/06	REMOTE CAPTURE DEPOSIT	16,401.62
11/06	REMOTE CAPTURE DEPOSIT	326.56
11/07	CITY OF QUINCY UTILITY PDPPD	37,427.66
11/07	PAYMENTECH TRANSFER CCD EXCEL0004735809	26,260.92
11/07	CITY OF QUINCY UTILITY PDCCD 15-96000416	2,766.00
11/07	CASS INFO. CARR.CONC ACCTSCCD CITY032351A	2,122.43
11/07	AMERICAN EXPRESSSETTLEMENTCCD 6585952864	972.47
11/07	ENGIE INSIGHT 820EFT0001CCD EF3110612221639	313.59



e | statement

Capital City Bank OnLine

CITY OF QUINCY
 OPERATING ACCOUNT
 404 W JEFFERSON ST
 QUINCY FL 32351-2328

Date 11/30/23
 Primary Account

Page 4
 XXXXXX6401

BUSINESS CHECKING + INTEREST

XXXXXX6401 (Continued)

DEPOSITS AND OTHER CREDITS		
Date	Description	Amount
	RMR*IV*8540001 **32.53**\	
11/08	DTM*003*20231107**\ PAYMENTECH TRANSFER CCD	47,394.87
11/08	EXCELO004735809 CASS INFO. CARR. CONC ACCTSCCD CITY032351A	3,104.50
11/08	ENGIE INSIGHT 820EFT0001CCD EF3110711451588 RMR*IV*8544001 **439.56**\	439.56
11/08	DTM*003*20231108**\ AMERICAN EXPRESSSETTLEMENTCCD 6585952864	310.19
11/08	STATE OF FLORIDAPAYMENTS CTX ISA*00*NV *00*NV *ZZ*9001395052 *ZZ*NV *231107*1132*U*00200*	67.05
11/08	STATE OF FLORIDAPAYMENTS CTX ISA*00*NV *00*NV *ZZ*9001395052 *ZZ*NV *231107*1132*U*00200*	64.59
11/08	STATE OF FLORIDAPAYMENTS CTX ISA*00*NV *00*NV *ZZ*9001395052 *ZZ*NV *231107*1132*U*00200*	27.37
11/08	STATE OF FLORIDAPAYMENTS CTX ISA*00*NV *00*NV *ZZ*9001395052 *ZZ*NV *231107*1132*U*00200*	10.97
11/08	STATE OF FLORIDAPAYMENTS CTX ISA*00*NV *00*NV *ZZ*9001395052 *ZZ*NV *231107*1132*U*00200*	5.00



e | statement

Capital City Bank OnLine

CITY OF QUINCY
 OPERATING ACCOUNT
 404 W JEFFERSON ST
 QUINCY FL 32351-2328

Date 11/30/23
 Primary Account

Page 5
 XXXXXXX6401

BUSINESS CHECKING + INTEREST

XXXXXX6401 (Continued)

DEPOSITS AND OTHER CREDITS		
Date	Description	Amount
	*231107*1132*U*00200*	
11/08	DEPOSIT	148,666.89
11/08	REMOTE CAPTURE DEPOSIT	131,554.85
11/08	REMOTE CAPTURE DEPOSIT	26,134.24
11/08	REMOTE CAPTURE DEPOSIT	22,972.44
11/08	REMOTE CAPTURE DEPOSIT	19,721.22
11/08	REMOTE CAPTURE DEPOSIT	17,395.04
11/08	REMOTE CAPTURE DEPOSIT	195.00
11/09	PAYMENTECH TRANSFER CCD EXCEL0004735809	31,646.08
11/09	AMERICAN EXPRESSSETTLEMENTCCD 6585952864	503.95
11/09	CASS INFO. CARR.CONC ACCTSCCD CITY032351A	168.23
11/09	REMOTE CAPTURE DEPOSIT	39,627.74
11/09	REMOTE CAPTURE DEPOSIT	14,173.53
11/09	REMOTE CAPTURE DEPOSIT	241.61
11/10	PAYMENTECH TRANSFER CCD EXCEL0004735809	27,058.61
11/13	PAYMENTECH TRANSFER CCD EXCEL0004735809	16,605.95
11/13	STATE OF FLORIDAPAYMENTS CTX ISA*00*NV *00*NV *ZZ*9001395052 *ZZ*NV *231109*1140*U*00200*	1,315.57
11/13	AMERICAN EXPRESSSETTLEMENTCCD 6585952864	650.02
11/13	ENGIE INSIGHT 820EFT0001CCD EF3111012311630 RMR*IV*5794001 **612.90**	612.90
11/13	DTM*003*20231113** CASS INFO. CARR.CONC ACCTSCCD CITY032351A	414.64



e | statement

Capital City Bank OnLine

CITY OF QUINCY
 OPERATING ACCOUNT
 404 W JEFFERSON ST
 QUINCY FL 32351-2328

Date 11/30/23
 Primary Account

Page 6
 XXXXXX6401

BUSINESS CHECKING + INTEREST

XXXXXXX6401 (Continued)

DEPOSITS AND OTHER CREDITS		
Date	Description	Amount
11/14	TALLAHASSEE COMMPAYMENT CCD SU-001067	559.71
11/14	AMERICAN EXPRESSSETTLEMENTCCD 6585952864	103.95
11/14	REMOTE CAPTURE DEPOSIT	63,116.64
11/14	REMOTE CAPTURE DEPOSIT	31,434.17
11/14	REMOTE CAPTURE DEPOSIT	9,576.94
11/14	REMOTE CAPTURE DEPOSIT	3,957.95
11/14	REMOTE CAPTURE DEPOSIT	1,567.75
11/14	DEPOSIT	1.31
11/15	PAYMENTECH TRANSFER CCD EXCEL0004735809	28,089.67
11/15	AMERICAN EXPRESSSETTLEMENTCCD 6585952864	611.74
11/15	REMOTE CAPTURE DEPOSIT	29,728.93
11/15	REMOTE CAPTURE DEPOSIT	777.95
11/15	REMOTE CAPTURE DEPOSIT	166.47
11/16	PAYMENTECH TRANSFER CCD EXCEL0004735809	27,284.41
11/16	ACTIVE MINERALS ALLOCATED CCD VE0090	21,178.85
11/16	AMERICAN EXPRESSSETTLEMENTCCD 6585952864	287.95
11/16	CASS INFO, CARR.CONC ACCTSCCD CITY032351A	19.46
11/16	DEPOSIT	100,443.20
11/16	REMOTE CAPTURE DEPOSIT	13,606.08
11/16	REMOTE CAPTURE DEPOSIT	6,043.87
11/16	REMOTE CAPTURE DEPOSIT	4,590.89
11/16	REMOTE CAPTURE DEPOSIT	3,509.43
11/16	REMOTE CAPTURE DEPOSIT	1,633.27
11/17	PAYMENTECH TRANSFER CCD EXCEL0004735809	15,078.07
11/17	TALQUIN ELECTRICACH PAYMENPPD	6,533.52



e | statement

Capital City Bank OnLine

CITY OF QUINCY
 OPERATING ACCOUNT
 404 W JEFFERSON ST
 QUINCY FL 32351-2328

Date 11/30/23
 Primary Account

Page 7
 XXXXXX6401

BUSINESS CHECKING + INTEREST

XXXXXX6401 (Continued)

DEPOSITS AND OTHER CREDITS		
Date	Description	Amount
11/17	ENGIE INSIGHT 820EFT0001CCD EF3111612311631 RMR*IV*8541001 **73.97**\	4,823.20
11/17	DTM*003*20231117**\ AMERICAN EXPRESSSETTLEMENTCCD 6585952864	1,201.56
11/17	STATE OF FLORIDAPAYMENTS CTX ISA*00*NV *00*NV *ZZ*9001395052 *ZZ*NV	5.00
11/17	*231116*1141*U*00200* STATE OF FLORIDAPAYMENTS CTX ISA*00*NV *00*NV *ZZ*9001395052 *ZZ*NV	5.00
11/17	*231116*1141*U*00200* REMOTE CAPTURE DEPOSIT	44,293.16
11/17	REMOTE CAPTURE DEPOSIT	10,021.54
11/17	REMOTE CAPTURE DEPOSIT	4,798.04
11/20	STATE OF FLORIDAPAYMENTS CTX ISA*00*NV *00*NV *ZZ*9001395052 *ZZ*NV	35,986.23
11/20	*231117*1134*U*00200* PAYMENTECH TRANSFER CCD EXCEL0004735809	29,990.80
11/20	ENGIE INSIGHT 820EFT0001CCD EF3111712161696 RMR*IV*1981011 **1475.37**\ DTM*003*20231120**\ STATE OF FLORIDAPAYMENTS CTX ISA*00*NV *00*NV *ZZ*9001395052 *ZZ*NV	29,476.99
11/20	*231117*1134*U*00200* SBA COMMUNICATIOPAYABLES CTX	24,530.04
11/20		2,584.77



e | statement

Capital City Bank OnLine

CITY OF QUINCY
 OPERATING ACCOUNT
 404 W JEFFERSON ST
 QUINCY FL 32351-2328

Date 11/30/23
 Primary Account

Page 8
 XXXXXX6401

BUSINESS CHECKING + INTEREST XXXXXX6401 (Continued)

DEPOSITS AND OTHER CREDITS		
Date	Description	Amount
	ISA*00* *00*	
	*ZZ*SBAC *ZZ*WELLS	
11/20	FARGO *231117*1304*U*00401*	
	STATE OF FLORIDAPAYMENTS CTX	1,355.41
	ISA*00*NV *00*NV	
	*ZZ*9001395052 *ZZ*NV	
	*231117*1134*U*00200*	
11/20	AMERICAN EXPRESSSETTLEMENTCCD	890.61
	6585952864	
11/20	STATE OF FLORIDAPAYMENTS CTX	10.00
	ISA*00*NV *00*NV	
	*ZZ*9001395052 *ZZ*NV	
	*231117*1134*U*00200*	
11/20	REMOTE CAPTURE DEPOSIT	41,322.61
11/20	REMOTE CAPTURE DEPOSIT	7,477.19
11/20	REMOTE CAPTURE DEPOSIT	7,332.70
11/21	PAYMENTECH TRANSFER CCD	9,992.41
	EXCEL0004735809	
11/21	ENGIE INSIGHT 820EFT0001CCD	9,717.27
	EF3112012202013	
	RMR*IV*3233012	
	9132.05\	
	DTM*003*20231121**\	
11/22	CITY OF QUINCY UTILITY PDPPD	93,148.50
11/22	PAYMENTECH TRANSFER CCD	23,709.04
	EXCEL0004735809	
11/22	CASS INFO. CARR.CONC ACCTSCCD	18,007.81
	CITYO32351A	
11/22	STATE OF FLORIDAPAYMENTS CTX	12,067.58
	ISA*00*NV *00*NV	
	*ZZ*9001395052 *ZZ*NV	
	*231121*1136*U*00200*	
11/22	STATE OF FLORIDAPAYMENTS CTX	10,700.30



e | statement

Capital City Bank OnLine

CITY OF QUINCY
 OPERATING ACCOUNT
 404 W JEFFERSON ST
 QUINCY FL 32351-2328

Date 11/30/23
 Primary Account

Page 9
 XXXXXXX6401

BUSINESS CHECKING + INTEREST

XXXXXXX6401 (Continued)

DEPOSITS AND OTHER CREDITS		
Date	Description	Amount
	ISA*00*NV *00*NV *ZZ*9001395052 *ZZ*NV *231121*1136*U*00200*	
11/22	CITY OF QUINCY UTILITY PDCCD 15-96000416	421.45
11/22	DEPOSIT	205,158.60
11/22	REMOTE CAPTURE DEPOSIT	35,755.84
11/22	REMOTE CAPTURE DEPOSIT	9,589.23
11/24	PAYMENTECH TRANSFER CCD EXCEL0004735809	18,754.04
11/24	CENTENNIAL BANK BANKTEL CCD	875.03
11/24	AMERICAN EXPRESSSETTLEMENTCCD 6585952864	399.78
11/27	STATE OF FLORIDAPAYMENTS CTX ISA*00*NV *00*NV *ZZ*9001395052 *ZZ*NV *231122*1135*U*00200*	45,050.40
11/27	STATE OF FLORIDAPAYMENTS CTX ISA*00*NV *00*NV *ZZ*9001395052 *ZZ*NV *231122*1135*U*00200*	34,837.31
11/27	PAYMENTECH TRANSFER CCD EXCEL0004735809	23,471.74
11/27	CASS INFO. CARR.CONC ACCTSCCD CITY032351A	707.42
11/27	AMERICAN EXPRESSSETTLEMENTCCD 6585952864	165.20
11/27	A/A EXCESS EARNINGS INT CREDIT	3,822.50
11/28	PAYMENTECH TRANSFER CCD EXCEL0004735809	16,535.40
11/28	AMERICAN EXPRESSSETTLEMENTCCD 6585952864	489.52
11/28	REMOTE CAPTURE DEPOSIT	107,971.92
11/28	REMOTE CAPTURE DEPOSIT	14,009.76



e | statement

Capital City Bank OnLine

CITY OF QUINCY
 OPERATING ACCOUNT
 404 W JEFFERSON ST
 QUINCY FL 32351-2328

Date 11/30/23
 Primary Account

Page 10
 XXXXXX6401

BUSINESS CHECKING + INTEREST

XXXXXXXX6401 (Continued)

DEPOSITS AND OTHER CREDITS		
Date	Description	Amount
11/28	REMOTE CAPTURE DEPOSIT	8,338.39
11/28	REMOTE CAPTURE DEPOSIT	4,928.02
11/28	REMOTE CAPTURE DEPOSIT	1,000.00
11/29	PAYMENTECH TRANSFER CCD EXCEL0004735809	8,559.94
11/29	ENGIE INSIGHT 820EFT0001CCD EF3112812451861 RMR*IV*1482009 **1893.51**\ DTM*003*20231129**\ AMERICAN EXPRESSSETTLEMENTCCD 6585952864	1,893.51
11/29	AMERICAN EXPRESSSETTLEMENTCCD 6585952864	103.95
11/29	REMOTE CAPTURE DEPOSIT	12,618.79
11/29	REMOTE CAPTURE DEPOSIT	7,419.01
11/29	REMOTE CAPTURE DEPOSIT	4,672.53
11/30	AP CHECK PAYABLES CCD 71323	19,772.40
11/30	PAYMENTECH TRANSFER CCD EXCEL0004735809	18,782.56
11/30	AMERICAN EXPRESSSETTLEMENTCCD 6585952864	779.89
11/30	STATE OF FLORIDAPAYMENTS CTX ISA*00*NV *00*NV *ZZ*9001395052 *ZZ*NV *231129*1141*U*00200*	5.00
11/30	DEPOSIT	330,524.49
11/30	REMOTE CAPTURE DEPOSIT	30,968.84
11/30	REMOTE CAPTURE DEPOSIT	11,083.37
11/30	REMOTE CAPTURE DEPOSIT	7,403.04
11/30	REMOTE CAPTURE DEPOSIT	5,901.51
11/30	REMOTE CAPTURE DEPOSIT	4,039.49
11/30	REMOTE CAPTURE DEPOSIT	1,009.04



e | statement

Capital City Bank OnLine

CITY OF QUINCY
 OPERATING ACCOUNT
 404 W JEFFERSON ST
 QUINCY FL 32351-2328

Date 11/30/23
 Primary Account

Page 11
 XXXXXXX6401

BUSINESS CHECKING + INTEREST

XXXXXX6401 (Continued)

OTHER DEBITS		
Date	Description	Amount
11/01	TRSF TO CHECKING XX6702 DEBT S	91,685.84-
11/01	ERVICE FUNDS TRANSFER VIA ONLI	
11/01	TRSF TO CHECKING XX0002 TRSF T	30,000.00-
11/01	O CHECKING XX0002 DEBT SERVIC	
11/01	CITY OF QUINCY A/P PAYMTCTX	19,673.00-
11/02	CHARGEBACK	480.86-
11/02	FL DEPT OF REVENCHILDSUPP CCD	3,681.28-
11/02	202311020000143	
11/03	CITY OF QUINCY A/P PAYMTCTX	144,779.69-
11/03	CITY OF QUINCY A/P PAYMTCTX	36,333.05-
11/06	CHARGEBACK	575.00-
11/06	11/1/23 #78470240077700 C#3751	10.77-
11/06	PA \$210.77 SB \$200	
11/06	PAYMENTECH TRANSFER CCD	308.49-
11/06	EXCEL0004939386	
11/07	CHARGEBACK	200.00-
11/07	FLA DEPT REVENUEC22 CCD	390.82-
11/07	69841912	
11/07	PAYMENTECH TRANSFER CCD	223.00-
11/07	EXCEL0004939386	
11/07	FLA DEPT REVENUEC22 CCD	55.90-
11/07	69842066	
11/08	CHARGEBACK	229.99-
11/08	CHARGEBACK	218.00-
11/08	FLA DEPT REVENUEC01 CCD	242.46-
11/08	69981480	
11/09	CHARGEBACK	4,402.46-
11/09	CHARGEBACK	113.47-
11/09	CITY OF QUINCY PAYROLL PPD	179,566.43-
11/09	CITY OF QUINCY A/P PAYMTCTX	149,209.28-
11/09	CITY OF QUINCY A/P PAYMTCTX	842.18-



e | statement

Capital City Bank OnLine

CITY OF QUINCY
 OPERATING ACCOUNT
 404 W JEFFERSON ST
 QUINCY FL 32351-2328

Date 11/30/23
 Primary Account

Page 12
 XXXXXXX6401

BUSINESS CHECKING + INTEREST

XXXXXXXX6401 (Continued)

				OTHER DEBITS
Date	Description			Amount
11/09	PAYMENTECH	TRANSFER	CCD	300.00-
	EXCEL0004939386			
11/09	CITY OF QUINCY	PAYROLL	PPD	118.79-
11/09	PAYMENTECH	TRANSFER	CCD	46.05-
	EXCEL0004735806			
11/10	CHARGEBACK			309.45-
11/10	IRS	USATAXPYMTCCD		53,190.62-
	270371484533401			
11/10	AMER FUNDS INST	PAYMENTS	CTX	24,506.85-
	ISA*00*	*00*		
	*ZZ*AMER FUNDS INST*ZZ*THE CI			
	TY OF QUI*231109*1600*U*00400*			
11/10	CITY OF QUINCY	A/P	PAYMTCTX	10,022.12-
11/10	PAYMENTECH	TRANSFER	CCD	137.68-
	EXCEL0004939386			
11/13	FL DEPT OF REVENCHILDSUPP		CCD	3,681.28-
	202311130000547			
11/17	CHARGEBACK			139.28-
11/17	CITY OF QUINCY	A/P	PAYMTCTX	580,244.09-
11/17	CITY OF QUINCY	PAYROLL	PPD	206.77-
11/17	PAYMENTECH	TRANSFER	CCD	110.00-
	EXCEL0004939386			
11/20	CHARGEBACK			200.00-
11/20	BANK CARD	PAYMENT	CCD	8,123.72-
	471529000377577			
11/21	CHARGEBACK			150.00-
11/21	PAYMENTECH	TRANSFER	CCD	336.06-
	EXCEL0004939386			
11/22	CITY OF QUINCY	PAYROLL	PPD	176,124.74-
11/22	CITY OF QUINCY	A/P	PAYMTCTX	79,249.51-
11/22	CITY OF QUINCY	A/P	PAYMTCTX	802.78-
11/24	CHARGEBACK			9,222.32-
11/24	IRS	USATAXPYMTCCD		51,922.76-
	270372845998116			



e | statement

Capital City Bank OnLine

CITY OF QUINCY
 OPERATING ACCOUNT
 404 W JEFFERSON ST
 QUINCY FL 32351-2328

Date 11/30/23
 Primary Account

Page 13
 XXXXXX6401

BUSINESS CHECKING + INTEREST XXXXXX6401 (Continued)

			OTHER DEBITS	
Date	Description		Amount	
11/24	AMER FUNDS INST PAYMENTS CTX ISA*00* *00*		24,229.90-	
	*ZZ*AMER FUNDS INST*ZZ*THE CI TY OF QUI*231122*1600*U*00400*			
11/24	CITY OF QUINCY A/P PAYMTCTX		8,978.38-	
11/24	PAYMENTECH TRANSFER CCD EXCEL0004939386		150.00-	
11/28	FLA DEPT REVENUEC22 CCD 71867718		27,525.16-	
11/28	FLA DEPT REVENUEC01 CCD 71871472		27,354.47-	
11/28	PAYMENTECH TRANSFER CCD EXCEL0004939386		189.09-	
11/29	CITY OF QUINCY A/P PAYMTCTX		366,013.25-	
11/29	FL DEPT OF REVENCHILDSUPP CCD 202311290000592		3,509.78-	
11/29	CITY OF QUINCY PAYROLL PPD		210.91-	

CHECKS IN NUMBER ORDER					
Date	Check No	Amount	Date	Check No	Amount
11/21	9953341	45.62	11/07	9953551*	248.28
11/01	9953365*	381.18	11/01	9953557*	542.61
11/10	9953513*	100.00	11/02	9953558	670.33
11/14	9953519*	150.00	11/02	9953559	25,654.05
11/03	9953521*	150.00	11/01	9953560	3,208.45
11/01	9953526*	100.00	11/10	9953561	93.40
11/10	9953529*	150.00	11/03	9953563*	1,472.50
11/02	9953532*	232.49	11/01	9953565*	126.84
11/28	9953534*	150.86	11/06	9953567*	3,645.53
11/01	9953535	83.54	11/07	9953569*	726.00
11/01	9953543*	50.68	11/01	9953570	983.85

* Denotes missing check numbers



e | statement

Capital City Bank OnLine

CITY OF QUINCY
 OPERATING ACCOUNT
 404 W JEFFERSON ST
 QUINCY FL 32351-2328

Date 11/30/23
 Primary Account

Page 14
 XXXXXX6401

BUSINESS CHECKING + INTEREST

XXXXXXX6401 (Continued)

CHECKS IN NUMBER ORDER					
Date	Check No	Amount	Date	Check No	Amount
11/16	9953573*	100.00	11/16	9953634*	3,100.00
11/07	9953574	137.39	11/27	9953635	1,729.29
11/02	9953576*	212.54	11/16	9953636	399.95
11/13	9953578*	1,046.86	11/14	9953637	1,774.68
11/01	9953579	408.60	11/13	9953638	2,429.00
11/01	9953581*	562.00	11/14	9953639	6,439.68
11/01	9953583*	392.00	11/22	9953640	472.00
11/06	9953584	199.99	11/22	9953641	682.00
11/01	9953585	487.37	11/14	9953642	1,351.86
11/08	9953587*	414.49	11/15	9953643	3,303.28
11/16	9953589*	100.00	11/14	9953644	325.94
11/01	9953595*	4,035.47	11/14	9953645	636.97
11/01	9953596	73.78	11/17	9953646	5,070.00
11/07	9953598*	6,921.87	11/16	9953647	918.19
11/02	9953599	245.16	11/16	9953648	168.72
11/02	9953600	96.72	11/16	9953649	2,953.75
11/08	9953602*	481.83	11/16	9953650	147.50
11/08	9953603	1,343.16	11/14	9953652*	2,411.56
11/08	9953611*	166.23	11/16	9953653	1,260.00
11/01	9953617*	495.00	11/14	9953654	6,186.95
11/06	9953618	150.00	11/17	9953655	3,599.90
11/02	9953620*	3,000.00	11/14	9953656	54.30
11/06	9953621	350.00	11/14	9953657	1,875.00
11/17	9953622	8.98	11/14	9953658	104.13
11/13	9953623	76.24	11/10	9953659	212.41
11/16	9953624	22,711.74	11/13	9953660	79.65
11/15	9953625	219.10	11/13	9953661	78.50
11/16	9953626	3,583.83	11/13	9953662	922.53
11/22	9953627	26.54	11/09	9953663	880.93
11/16	9953628	15,133.01	11/13	9953664	546.31
11/14	9953630*	125.50	11/21	9953665	150.00
11/16	9953631	2,102.23	11/28	9953666	150.00
11/16	9953632	3,603.97	11/14	9953667	100.00

* Denotes missing check numbers



e | statement

Capital City Bank OnLine

CITY OF QUINCY
 OPERATING ACCOUNT
 404 W JEFFERSON ST
 QUINCY FL 32351-2328

Date 11/30/23
 Primary Account

Page 15
 XXXXXX6401

BUSINESS CHECKING + INTEREST

XXXXXX6401 (Continued)

CHECKS IN NUMBER ORDER					
Date	Check No	Amount	Date	Check No	Amount
11/13	9953668	100.00	11/24	9953709	362.00
11/15	9953669	330.00	11/30	9953710	269.99
11/24	9953670	15.96	11/30	9953713*	3,664.50
11/27	9953671	69.00	11/21	9953714	400.00
11/27	9953672	7,218.32	11/21	9953715	360.00
11/27	9953673	245.16	11/20	9953716	360.00
11/28	9953674	96.72	11/21	9953717	2,500.00
11/24	9953675	1,080.24	11/24	9953718	182.38
11/24	9953676	4,554.00	11/22	9953719	922.52
11/17	9953679*	12,640.00	11/22	9953720	859.86
11/29	9953683*	42.00	11/24	9953721	690.29
11/30	9953685*	330.97	11/24	9953722	3,000.00
11/30	9953687*	43.86	11/22	9953723	250.00
11/28	9953688	719.35	11/30	9953724	300.00
11/28	9953689	41,800.00	11/22	9953725	337.50
11/29	9953691*	659.39	11/24	9953726	100.00
11/27	9953693*	3,106.57	11/22	9953731*	140.00
11/28	9953694	19,800.00	11/22	9953732	140.00
11/27	9953695	769.99	11/24	9953734*	100.00
11/22	9953696	12,413.00	11/24	9953735	80.00
11/29	9953697	21,850.00	11/29	9953737*	80.23
11/29	9953698	4,346.60	11/30	9953744*	186.71
11/27	9953699	16,154.40	11/24	9953751*	145.86
11/24	9953700	21,665.00	11/30	9953759*	80.00
11/29	9953703*	184.80	11/30	9953783*	911.34
11/28	9953704	2,108.50	11/29	9953784	160.00
11/22	9953705	7,033.75	11/22	9953791*	500.00
11/29	9953706	329.98	11/30	9953792	98.00
11/28	9953707	860.80	11/24	9953793	230.72
11/24	9953708	2,632.50	11/28	9953794	5,645.60

* Denotes missing check numbers



e | statement

Capital City Bank OnLine

CITY OF QUINCY
OPERATING ACCOUNT
404 W JEFFERSON ST
QUINCY FL 32351-2328

Date 11/30/23
Primary Account

Page 16
XXXXXX6401

BUSINESS CHECKING + INTEREST

XXXXXX6401 (Continued)

DAILY BALANCE INFORMATION					
Date	Balance	Date	Balance	Date	Balance
11/01	1,187,110.16	11/10	1,412,162.99	11/21	1,362,202.15
11/02	1,210,952.79	11/13	1,422,801.70	11/22	1,490,806.30
11/03	1,116,752.27	11/14	1,511,583.55	11/24	1,381,492.84
11/06	1,247,017.93	11/15	1,567,105.93	11/27	1,460,254.68
11/07	1,307,977.74	11/16	1,689,420.45	11/28	1,487,127.14
11/08	1,722,945.36	11/17	1,174,160.52	11/29	1,125,007.93
11/09	1,473,826.91	11/20	1,346,434.15	11/30	1,549,392.19

-----END OF STATEMENT-----

CHECKING ACCOUNT

BUSINESS CHECKING + INTEREST		Images	0
Account Number	XXXXXXXX0002	Statement Dates	11/01/23 thru 11/30/23
Previous Balance	27,665.60	Days in this Statement Period	30
1 Deposits/Credits	30,000.00	Avg Ledger Balance	57,665.34
1 Checks/Debits	1.91	Avg Collected Balance	57,665.34
Service Charges	.00		
Interest Paid	.00		
Ending Balance	57,663.69	2023 Interest Paid	29.71

Bank Statement Balance, 11/30/2023	\$	57,663.69
Deposit in Transit		
Outstanding AP Transactions		
Outstanding checks		
Reconciled Balance, 11/30/2023	\$	57,663.69
General Ledger Balance, 11/30/2023	\$	57,663.69
Interest income		
Account analysis charge		
General Ledger Balance 11/30/2023	\$	57,663.69
Difference	\$	-



e | statement

Capital City Bank OnLine

This October, clients will receive two statements due to system upgrades. The second statement covers a partial month of transactions. Regular statements will resume in November. We apologize for any inconvenience.

CITY OF QUINCY
CAPITAL IMPROVEMENT
REVENUE BONDS SERIES 2002
404 W JEFFERSON ST
QUINCY FL 32351-2328

Date 11/30/23
Primary Account

Page 1
XXXXXXXX0002

CHECKING ACCOUNT

BUSINESS CHECKING + INTEREST		Images	0
Account Number	XXXXXXXX0002	Statement Dates	11/01/23 thru 11/30/23
Previous Balance	27,665.60	Days in this Statement Period	30
1 Deposits/Credits	30,000.00	Avg Ledger Balance	57,665.34
1 Checks/Debits	1.91	Avg Collected Balance	57,665.34
Service Charges	.00		
Interest Paid	.00		
Ending Balance	57,663.69	2023 Interest Paid	29.71

DEPOSITS AND OTHER CREDITS

Date	Description	Amount
11/01	TRSF TO CHECKING XX0002 TRSF T	30,000.00
	0 CHECKING XX0002 DEBT SERVIC	

OTHER DEBITS

Date	Description	Amount
11/27	ACCOUNT ANALYSIS CHARGE	1.91-



**Capital City
Bank**

e | statement

Capital City Bank OnLine

CITY OF QUINCY
CAPITAL IMPROVEMENT
REVENUE BONDS SERIES 2002
404 W JEFFERSON ST
QUINCY FL 32351-2328

Date 11/30/23
Primary Account

Page 2
XXXXXXXX0002

BUSINESS CHECKING + INTEREST

XXXXXXXX0002 (Continued)

DAILY BALANCE INFORMATION			
Date	Balance	Date	Balance
11/01	57,665.60	11/27	57,663.69

-----END OF STATEMENT-----

*** CHECKING *** 1406 PAN BUS MMA NJ
 ACCOUNT NUMBER 0111010096
 PREVIOUS STATEMENT BALANCE AS OF 10/31/23 79,934.86
 PLUS 1 DEPOSITS AND OTHER CREDITS 197.10
 LESS 0 CHECKS AND OTHER DEBITS00
 CURRENT STATEMENT BALANCE AS OF 11/30/23 80,131.96
 NUMBER OF DAYS IN THIS STATEMENT PERIOD 30

Bank Statement Balance, 11/30/2023	\$	80,131.96
Deposit in Transit - CRCPT		
Point and pay in Transit Deposits in Transit		
O/S AP Transactions		
Outstanding Checks		
Reconciled Balance, 11/30/2023	\$	80,131.96
General Ledger Balance, 11/30/2023	\$	80,131.96
Interest income		
Dormant account charge		
General Ledger Balance 11/30/2023	\$	80,131.96
Difference	\$	-

CITY OF QUINCY
 UTILITY BOND FUNDS
 404 W JEFFERSON ST
 QUINCY FL 32351

11/30/23
 *****0096

CYCLE-031

*** CHECKING *** 1406 PAN BUS MMA NI
 ACCOUNT NUMBER 0111010096
 PREVIOUS STATEMENT BALANCE AS OF 10/31/23 79,934.86
 PLUS 1 DEPOSITS AND OTHER CREDITS 197.10
 LESS 0 CHECKS AND OTHER DEBITS00
 CURRENT STATEMENT BALANCE AS OF 11/30/23 80,131.96
 NUMBER OF DAYS IN THIS STATEMENT PERIOD 30

CHECKING ACCOUNT TRANSACTIONS

DATE	DESCRIPTION	DEBITS	CREDITS
11/30	INTEREST PAYMENT		197.10

BALANCE BY DATE

DATE	BALANCE	DATE	BALANCE	DATE	BALANCE	DATE	BALANCE
10/31	79,934.86	11/30	80,131.96				

PAYER FEDERAL ID NUMBER..... 71-0009885
 INTEREST PAID YEAR TO DATE..... 2,167.20

CHECKING ACCOUNT

BUSINESS CHECKING + INTEREST		Images	2
Account Number	XXXXXXXX0901	Statement Dates	11/01/23 thru 11/30/23
Previous Balance	860,824.40	Days in this Statement Period	30
Deposits/Credits	.00	Avg Ledger Balance	739,240.29
4 Checks/Debits	165,819.79	Avg Collected Balance	739,240.29
Service Charges	.00		
Interest Paid	.00		
Ending Balance	695,004.61	2023 Interest Paid	173.74

Bank Statement Balance, 11/30/2023	695,004.61
Deposit in Transit - CRCPT	
 O/S AP Transactions	
Outstanding checks	\$ (46,265.00)
Reconciled Balance, 11/30/2023	648,739.61
 General Ledger Balance, 11/30/2023	648,739.61
pending journal entry	
Interest income	
 General Ledger Balance 11/30/2023	648,739.61
 Difference	0.00



e | statement

Capital City Bank OnLine

This October, clients will receive two statements due to system upgrades. The second statement covers a partial month of transactions. Regular statements will resume in November. We apologize for any inconvenience.

CITY OF QUINCY
COMMUNITY REDEVELOPMENT AREA
TRUST FUND
404 W JEFFERSON ST
QUINCY FL 32351-2328

Date 11/30/23
Primary Account

Page 1
XXXXXXXX0901

CHECKING ACCOUNT

BUSINESS CHECKING + INTEREST		Images	2
Account Number	XXXXXXXX0901	Statement Dates	11/01/23 thru 11/30/23
Previous Balance	860,824.40	Days in this Statement Period	30
Deposits/Credits	.00	Avg Ledger Balance	739,240.29
4 Checks/Debits	165,819.79	Avg Collected Balance	739,240.29
Service Charges	.00		
Interest Paid	.00		
Ending Balance	695,004.61	2023 Interest Paid	173.74

OTHER DEBITS

Date	Description	Amount
11/01	TRSF TO CHECKING XX6401 TRANSF	1,666.67-
11/20	COQ OPERATING FOR ADMIN SUPPO CITY OF QUINCY A/P PAYMTCTX	1,000.00-

CHECKS IN NUMBER ORDER

Date	Check No	Amount	Date	Check No	Amount
11/21	12154	237.12	11/09	12155	162,916.00

* Denotes missing check numbers



e | statement

Capital City Bank OnLine

CITY OF QUINCY
COMMUNITY REDEVELOPMENT AREA
TRUST FUND
404 W JEFFERSON ST
QUINCY FL 32351-2328

Date 11/30/23
Primary Account

Page 2
XXXXXXXX0901

BUSINESS CHECKING + INTEREST

XXXXXXXX0901 (Continued)

DAILY BALANCE INFORMATION

Date	Balance	Date	Balance
11/01	859,157.73	11/20	695,241.73
11/09	696,241.73	11/21	695,004.61

-----END OF STATEMENT-----

CHECKING ACCOUNT

BUSINESS CHECKING + INTEREST		Images	0
Account Number	XXXXXXXX1001	Statement Dates	11/01/23 thru 11/30/23
Previous Balance	2,191,891.84	Days in this Statement Period	30
Deposits/Credits	.00	Avg Ledger Balance	2,191,891.84
Checks/Debits	.00	Avg Collected Balance	2,191,891.84
Service Charges	.00		
Interest Paid	.00		
Ending Balance	2,191,891.84		

Bank Statement Balance, 11/30/2023 \$ **2,191,891.84**

TRANSFER IN TRANSIT

Reconciled Balance, 11/30/2023 \$ **2,191,891.84**

General Ledger Balance, 11/30/2023 \$ **2,191,891.84**

Interest income

Account analysis charge

General Ledger Balance 11/30/2023 \$ **2,191,891.84**

Difference \$ **-**



**Capital City
Bank**

e | statement

Capital City Bank OnLine

This October, clients will receive two statements due to system upgrades. The second statement covers a partial month of transactions. Regular statements will resume in November. We apologize for any inconvenience.

CITY OF QUINCY
IMPROVEMENT & REFUNDING
REVENUE BONDS, SERIES 2003
404 W JEFFERSON ST
QUINCY FL 32351-2328

Date 11/30/23
Primary Account

Page 1
XXXXXXXX1001

CHECKING ACCOUNT

BUSINESS CHECKING + INTEREST		Images	0
Account Number	XXXXXXXX1001	Statement Dates	11/01/23 thru 11/30/23
Previous Balance	2,191,891.84	Days in this Statement Period	30
Deposits/Credits	.00	Avg Ledger Balance	2,191,891.84
Checks/Debits	.00	Avg Collected Balance	2,191,891.84
Service Charges	.00		
Interest Paid	.00		
Ending Balance	2,191,891.84		

DAILY BALANCE INFORMATION

Date	Balance
11/01	2,191,891.84

-----END OF STATEMENT-----



P.O. BOX 966
 CONWAY, AR 72033
 888-372-9788
 www.my100bank.com



RETURN SERVICE REQUESTED

*****AUTO**SCH 5-DIGIT 32351

699 0.4670 AV 0.498 5 1 72 122286-01A**000699



CITY OF QUINCY
 LAW ENFORCEMENT TRUST FUND ACCOUNT
 404 W JEFFERSON ST
 QUINCY FL 32351-2328

11/30/23
 *****2829
 CYCLE-031

*** CHECKING *** 1506 PAN BUSINESS MM
 ACCOUNT NUMBER 0111012829
 PREVIOUS STATEMENT BALANCE AS OF 10/31/23 22,625.46
 PLUS 1 DEPOSITS AND OTHER CREDITS 16.74
 LESS 0 CHECKS AND OTHER DEBITS00
 CURRENT STATEMENT BALANCE AS OF 11/30/23 22,642.20
 NUMBER OF DAYS IN THIS STATEMENT PERIOD 30

CHECKING ACCOUNT TRANSACTIONS

DATE	DESCRIPTION	DEBITS	CREDITS
11/30	INTEREST PAYMENT		16.74

BALANCE BY DATE

DATE	BALANCE	DATE	BALANCE
10/31	22,625.46	11/30	22,642.20

PAYER FEDERAL ID NUMBER..... 71-0009885
 INTEREST PAID YEAR TO DATE..... 211.06

CHECKING ACCOUNT

BUSINESS CHECKING + INTEREST		Images	0
Account Number	XXXXXX3401	Statement Dates	11/01/23 thru 11/30/23
Previous Balance	50,474.70	Days in this Statement Period	30
Deposits/Credits	.00	Avg Ledger Balance	50,474.70
Checks/Debits	.00	Avg Collected Balance	50,474.70
Service Charges	.00		
Interest Paid	.00		
Ending Balance	50,474.70		

Bank Statement Balance, 11/30/2023	\$	50,474.70
Deposit in Transit		
Outstanding AP Transaction		
Outstanding Checks		
Reconciled Balance, 11/30/2023	\$	50,474.70
General Ledger Balance, 11/30/2023	\$	50,474.70
Interest income		
Account analysis charge		
General Ledger Balance 11/30/2023	\$	50,474.70
Difference	\$	-



**Capital City
Bank**

e | statement

Capital City Bank OnLine

This October, clients will receive two statements due to system upgrades. The second statement covers a partial month of transactions. Regular statements will resume in November. We apologize for any inconvenience.

CITY OF QUINCY
LANDFILL LONG-TERM CARE ESCROW
404 W JEFFERSON ST
QUINCY FL 32351-2328

Date 11/30/23
Primary Account

Page 1
XXXXXXXX3401

CHECKING ACCOUNT

BUSINESS CHECKING + INTEREST		Images	0
Account Number	XXXXXXXX3401	Statement Dates	11/01/23 thru 11/30/23
Previous Balance	50,474.70	Days in this Statement Period	30
Deposits/Credits	.00	Avg Ledger Balance	50,474.70
Checks/Debits	.00	Avg Collected Balance	50,474.70
Service Charges	.00		
Interest Paid	.00		
Ending Balance	50,474.70		

DAILY BALANCE INFORMATION

Date	Balance
11/01	50,474.70

-----END OF STATEMENT-----

SAVINGS ACCOUNT

Everyday Savings for Business			
Account Number	XXXXXXX3611	Statement Dates	7/03/23 thru 10/01/23
Previous Balance	1,961.30	Days in this Statement Period	91
Deposits/Credits	.00	Avg Ledger Balance	1,961.30
Checks/Debits	.00	Avg Collected Balance	1,961.30
Service Charge	.00	Interest Earned	.25
Interest Paid	.24	Annual Percentage Yield Earned	0.05%
Ending Balance	1,961.54	2023 Interest Paid	.49

Bank Statement Balance, 11/30/2023 \$ **1,961.54**

Reconciled Balance, 11/30/2023 \$ **1,961.54**

General Ledger Balance, 11/30/2023 \$ **1,961.54**

Interest income

March 2023 Account analysis charge

Dec 2021 Account analysis charge

General Ledger Balance 11/30/2023 \$ **1,961.54**

Difference \$ **-**



e | statement

Capital City Bank OnLine

This October, clients will receive two statements due to system upgrades. The second statement covers a partial month of transactions. Regular statements will resume in November. We apologize for any inconvenience.

CITY OF QUINCY
WW 200110 LOAN RESERVE
404 W JEFFERSON ST
QUINCY FL 32351-2328

Date 9/29/23
Primary Account

Page 1
XXXXXXXX3611

SAVINGS ACCOUNT

Everyday Savings for Business

Account Number	XXXXXXXX3611	Statement Dates	7/03/23 thru 10/01/23
Previous Balance	1,961.30	Days in this Statement Period	91
Deposits/Credits	.00	Avg Ledger Balance	1,961.30
Checks/Debits	.00	Avg Collected Balance	1,961.30
Service Charge	.00	Interest Earned	.25
Interest Paid	.24	Annual Percentage Yield Earned	0.05%
Ending Balance	1,961.54	2023 Interest Paid	.49

CREDITS AND DEBITS

Date	Description	Amount
9/30	INTEREST DEPOSIT	.24

DAILY BALANCE INFORMATION

Date	Balance	Date	Balance
7/03	1,961.30	9/30	1,961.54



e | statement

Capital City Bank OnLine

CITY OF QUINCY
WW 200110 LOAN RESERVE
404 W JEFFERSON ST
QUINCY FL 32351-2328

Date 9/29/23
Primary Account

Page 2
XXXXXXXX3611

Everyday Savings for Business

XXXXXXXX3611 (Continued)

INTEREST RATE SUMMARY

Date	Interest Rate
7/02	0.050000%

-----END OF STATEMENT-----

SAVINGS ACCOUNT

REGULAR SAVINGS BUSINESS			
Account Number	XXXXXXX3920	Statement Dates	7/03/23 thru 10/01/23
Previous Balance	2,002,452.98	Days in this Statement Period	91
Deposits/Credits	.00	Avg Ledger Balance	2,002,452.98
Checks/Debits	.00	Avg Collected Balance	2,002,452.98
Service Charge	.00	Interest Earned	249.64
Interest Paid	249.64	Annual Percentage Yield Earned	0.05%
Ending Balance	2,002,702.62	2023 Interest Paid	751.56

Bank Statement Balance, 11/30/2023	\$	2,002,702.62
Deposit in Transit - CRCPT		
Point and pay in Transit Deposits in Transit		
O/S AP Transactions		
outstanding checks		

Reconciled Balance, 11/30/2023	\$	2,002,702.62
---------------------------------------	-----------	---------------------

General Ledger Balance, 11/30/2023	\$	2,002,702.62
Interest income		
Interest income		
Account analysis charge		

General Ledger Balance 11/30/2023	\$	2,002,702.62
--	-----------	---------------------

Difference	\$	-
-------------------	-----------	----------



e | statement

Capital City Bank OnLine

This October, clients will receive two statements due to system upgrades. The second statement covers a partial month of transactions. Regular statements will resume in November. We apologize for any inconvenience.

CITY OF QUINCY
UTILITY DEPOSIT ACCOUNT
404 W JEFFERSON ST
QUINCY FL 32351-2328

Date 9/29/23
Primary Account

Page 1
XXXXXXXX3920

SAVINGS ACCOUNT

REGULAR SAVINGS BUSINESS			
Account Number	XXXXXXXX3920	Statement Dates	7/03/23 thru 10/01/23
Previous Balance	2,002,452.98	Days in this Statement Period	91
Deposits/Credits	.00	Avg Ledger Balance	2,002,452.98
Checks/Debits	.00	Avg Collected Balance	2,002,452.98
Service Charge	.00	Interest Earned	249.64
Interest Paid	249.64	Annual Percentage Yield Earned	0.05%
Ending Balance	2,002,702.62	2023 Interest Paid	751.56

CREDITS AND DEBITS

Date	Description	Amount
10/01	INTEREST DEPOSIT	249.64

DAILY BALANCE INFORMATION

Date	Balance	Date	Balance
7/03	2,002,452.98	10/01	2,002,702.62



e | statement

Capital City Bank OnLine

CITY OF QUINCY
UTILITY DEPOSIT ACCOUNT
404 W JEFFERSON ST
QUINCY FL 32351-2328

Date 9/29/23
Primary Account

Page 2
XXXXXXXX3920

REGULAR SAVINGS BUSINESS

XXXXXXXX3920 (Continued)

INTEREST RATE SUMMARY

Date	Interest Rate
7/02	0.050000%

-----END OF STATEMENT-----

CHECKING ACCOUNT

BUSINESS CHECKING + INTEREST		Images	0
Account Number	XXXXXXXX4801	Statement Dates	11/01/23 thru 11/30/23
Previous Balance	7,093.18	Days in this Statement Period	30
1 Deposits/Credits	286.51	Avg Ledger Balance	6,978.82
10 Checks/Debits	551.75	Avg Collected Balance	6,978.82
Service Charges	.00		
Interest Paid	.00		
Ending Balance	6,827.94		

Bank Statement Balance, 11/30/2023 \$ **6,827.94**

Reconciled Balance, 11/30/2023 \$ **6,827.94**

General Ledger Balance, 11/30/2023 \$ **6,827.94**

Interest income

Account analysis charge

\$ **6,827.94**

Difference

\$ **-**



e | statement

Capital City Bank OnLine

This October, clients will receive two statements due to system upgrades. The second statement covers a partial month of transactions. Regular statements will resume in November. We apologize for any inconvenience.

CITY OF QUINCY
QUINCY BEND ACCOUNT
404 W JEFFERSON ST
QUINCY FL 32351-2328

Date 11/30/23
Primary Account

Page 1
XXXXXXXX4801

CHECKING ACCOUNT

BUSINESS CHECKING + INTEREST		Images	0
Account Number	XXXXXXXX4801	Statement Dates	11/01/23 thru 11/30/23
Previous Balance	7,093.18	Days in this Statement Period	30
1 Deposits/Credits	286.51	Avg Ledger Balance	6,978.82
10 Checks/Debits	551.75	Avg Collected Balance	6,978.82
Service Charges	.00		
Interest Paid	.00		
Ending Balance	6,827.94		

DEPOSITS AND OTHER CREDITS

Date	Description	Amount
11/09	CITY OF QUINCY A/P PAYMTCTX ISA*00*0000000000*00*000000000 0*ZZ*CITY OF QUINCY*ZZ*VENDOR PAYMENTS*231109*1228*U*00200*0	286.51

OTHER DEBITS

Date	Description	Amount
11/01	WAGeworks FSA RECEIVABLECCD INV5799495	4.90-



e | statement

Capital City Bank OnLine

CITY OF QUINCY
 QUINCY BEND ACCOUNT
 404 W JEFFERSON ST
 QUINCY FL 32351-2328

Date 11/30/23
 Primary Account

Page 2
 XXXXXXXX4801

BUSINESS CHECKING + INTEREST XXXXXXXX4801 (Continued)

OTHER DEBITS			
Date	Description		Amount
11/03	WAGWORKS FSA INV5805477	RECEIVABLECCD	215.00-
11/07	WAGWORKS FSA INV5808991	RECEIVABLECCD	4.19-
11/07	WAGWORKS FSA INV5811128	RECEIVABLECCD	3.92-
11/08	WAGWORKS FSA INV5830620	RECEIVABLECCD	13.99-
11/17	WAGWORKS FSA INV5853517	RECEIVABLECCD	132.80-
11/20	WAGWORKS FSA INV5856000	RECEIVABLECCD	24.98-
11/24	WAGWORKS INV5780656	RECEIVABLECCD	100.00-
11/24	WAGWORKS FSA INV5870030	RECEIVABLECCD	22.49-
11/29	WAGWORKS FSA INV5898743	RECEIVABLECCD	29.48-

DAILY BALANCE INFORMATION					
Date	Balance	Date	Balance	Date	Balance
11/01	7,088.28	11/08	6,851.18	11/20	6,979.91
11/03	6,873.28	11/09	7,137.69	11/24	6,857.42
11/07	6,865.17	11/17	7,004.89	11/29	6,827.94

-----END OF STATEMENT-----