

CHECKING ACCOUNT

BUSINESS CHECKING + INTEREST		Images	0
Account Number	XXXXXX6051	Statement Dates	11/01/23 thru 11/30/23
Previous Balance	16,726.55	Days in this Statement Period	30
Deposits/Credits	.00	Avg Ledger Balance	16,726.55
Checks/Debits	.00	Avg Collected Balance	16,726.55
Service Charges	.00		
Interest Paid	.00		
Ending Balance	16,726.55		

Bank Statement Balance, 11/30/2023	\$	16,726.55
outstanding checks		

Reconciled Balance, 11/30/2023	\$	16,726.55
---------------------------------------	-----------	------------------

General Ledger Balance, 11/30/2023	\$	16,726.55
Interest income		
Account analysis charge		

General Ledger Balance 11/30/2023	\$	16,726.55
--	-----------	------------------

Difference	\$	-
-------------------	-----------	----------



**Capital City
Bank**

e | statement

Capital City Bank OnLine

This October, clients will receive two statements due to system upgrades. The second statement covers a partial month of transactions. Regular statements will resume in November. We apologize for any inconvenience.

CITY OF QUINCY
HURRICANE MICHAEL FEE ACCOUNT
404 W JEFFERSON ST
QUINCY FL 32351-2328

Date 11/30/23
Primary Account

Page 1
XXXXXXXX6051

CHECKING ACCOUNT

BUSINESS CHECKING + INTEREST		Images	0
Account Number	XXXXXXXX6051	Statement Dates	11/01/23 thru 11/30/23
Previous Balance	16,726.55	Days in this Statement Period	30
Deposits/Credits	.00	Avg Ledger Balance	16,726.55
Checks/Debits	.00	Avg Collected Balance	16,726.55
Service Charges	.00		
Interest Paid	.00		
Ending Balance	16,726.55		

DAILY BALANCE INFORMATION

Date	Balance
11/01	16,726.55

-----END OF STATEMENT-----



**Capital City
Bank**

e | statement

Capital City Bank OnLine

This October, clients will receive two statements due to system upgrades. The second statement covers a partial month of transactions. Regular statements will resume in November. We apologize for any inconvenience.

CITY OF QUINCY
STATE DEP LOAN REPAYMENT RESERVE
404 W JEFFERSON ST
QUINCY FL 32351-2328

Date 11/30/23
Primary Account

Page 1
xxxxxxx6701

CHECKING ACCOUNT

BUSINESS CHECKING + INTEREST		Images	0
Account Number	xxxxxxx6701	Statement Dates	11/01/23 thru 11/30/23
Previous Balance	200,016.94	Days in this Statement Period	30
Deposits/Credits	.00	Avg Ledger Balance	200,016.94
Checks/Debits	.00	Avg Collected Balance	200,016.94
Service Charges	.00		
Interest Paid	.00		
Ending Balance	200,016.94	2023 Interest Paid	39.12

DAILY BALANCE INFORMATION

Date	Balance
11/01	200,016.94

-----END OF STATEMENT-----

CHECKING ACCOUNT

BUSINESS CHECKING + INTEREST		Images	0
Account Number	XXXXXX6702	Statement Dates	11/01/23 thru 11/30/23
Previous Balance	500.00	Days in this Statement Period	30
1 Deposits/Credits	91,685.84	Avg Ledger Balance	31,301.07
2 Checks/Debits	60,884.77	Avg Collected Balance	31,301.07
Service Charges	.00		
Interest Paid	.00		
Ending Balance	31,301.07	2023 Interest Paid	25.05

Bank Statement Balance, 11/30/2023 \$ **31,301.07**

Reconciled Balance, 11/30/2023 \$ **31,301.07**

General Ledger Balance, 11/30/2023 \$ **31,301.07**

Interest Income \$ -

Account Analysis Charge

General Ledger Balance 11/30/2023 \$ **31,301.07**

Difference \$ -



**Capital City
Bank**

e | statement

Capital City Bank OnLine

This October, clients will receive two statements due to system upgrades. The second statement covers a partial month of transactions. Regular statements will resume in November. We apologize for any inconvenience.

CITY OF QUINCY
DRINKING WATER LOAN REPAYMENT
RESERVE ACCOUNT
404 W JEFFERSON ST
QUINCY FL 32351-2328

Date 11/30/23
Primary Account

Page 1
XXXXXXXX6702

CHECKING ACCOUNT

BUSINESS CHECKING + INTEREST		Images	0
Account Number	XXXXXXXX6702	Statement Dates	11/01/23 thru 11/30/23
Previous Balance	500.00	Days in this Statement Period	30
1 Deposits/Credits	91,685.84	Avg Ledger Balance	31,301.07
2 Checks/Debits	60,884.77	Avg Collected Balance	31,301.07
Service Charges	.00		
Interest Paid	.00		
Ending Balance	31,301.07	2023 Interest Paid	25.05

DEPOSITS AND OTHER CREDITS

Date	Description	Amount
11/01	TRSF TO CHECKING XX6702 DEBT S ERVICE FUNDS TRANSFER VIA ONLI	91,685.84

OTHER DEBITS

Date	Description	Amount
11/01	TRSF TO CHECKING XX6401 TRANSF ER TO OPER FOR DEBT PAYMNT OCT	41,211.77-
11/01	TRSF TO CHECKING XX6401 TRANSF ER DEBT PAYMNT CW 200114	19,673.00-



**Capital City
Bank**

e | statement

Capital City Bank OnLine

CITY OF QUINCY
DRINKING WATER LOAN REPAYMENT
RESERVE ACCOUNT
404 W JEFFERSON ST
QUINCY FL 32351-2328

Date 11/30/23
Primary Account

Page 2
XXXXXXX6702

BUSINESS CHECKING + INTEREST

XXXXXXX6702 (Continued)

DAILY BALANCE INFORMATION

Date	Balance
11/01	31,301.07

-----END OF STATEMENT-----



**Capital City
Bank**

e | statement

Capital City Bank OnLine

This October, clients will receive two statements due to system upgrades. The second statement covers a partial month of transactions. Regular statements will resume in November. We apologize for any inconvenience.

CITY OF QUINCY
SMART GRID CONSTRUCTION ACCOUNT
404 W JEFFERSON ST
QUINCY FL 32351-2328

Date 11/30/23
Primary Account

Page 1
XXXXXXX6711

CHECKING/ACCOUNT

BUSINESS CHECKING + INTEREST		Images	0
Account Number	XXXXXXX6711	Statement Dates	11/01/23 thru 11/30/23
Previous Balance	1,055,939.01	Days in this Statement Period	30
Deposits/Credits	.00	Avg Ledger Balance	1,055,939.01
Checks/Debits	.00	Avg Collected Balance	1,055,939.01
Service Charges	.00		
Interest Paid	.00		
Ending Balance	1,055,939.01	2023 Interest Paid	1,131.37

DAILY BALANCE INFORMATION

Date	Balance
11/01	1,055,939.01

-----END OF STATEMENT-----

*** CHECKING *** 1406 PAN BUS MMA NT

ACCOUNT NUMBER 0502158679

PREVIOUS STATEMENT BALANCE AS OF 10/31/23 529,586.80

PLUS 1 DEPOSITS AND OTHER CREDITS 1,654.05

LESS 0 CHECKS AND OTHER DEBITS00

CURRENT STATEMENT BALANCE AS OF 11/30/23 531,240.85

NUMBER OF DAYS IN THIS STATEMENT PERIOD 30

Bank Statement Balance, 11/30/2023 \$ 531,240.85

Reconciled Balance, 11/30/2023 \$ 531,240.85

General Ledger Balance, 11/30/2023 \$ 531,240.85

Interest Income

Account analysis charge

General Ledger Balance 11/30/2023 \$ 531,240.85

Difference \$ -



P.O. BOX 966
 CONWAY, AR 72033
 888-372-9788
 www.my100bank.com



RETURN SERVICE REQUESTED

*****AUTO**SCH 5-DIGIT 32351

700 0.4670 AV 0.498 5 1 73 I 122286-01A**000700



CITY OF QUINCY
 RENEWAL AND REPLACEMENT
 404 W JEFFERSON ST
 QUINCY FL 32351-2328

11/30/23
 *****8679
 CYCLE-031

*** CHECKING *** 1406 PAN BUS MMA NI
 ACCOUNT NUMBER 0502158679
 PREVIOUS STATEMENT BALANCE AS OF 10/31/23 529,586.80
 PLUS 1 DEPOSITS AND OTHER CREDITS 1,654.05
 LESS 0 CHECKS AND OTHER DEBITS00
 CURRENT STATEMENT BALANCE AS OF 11/30/23 531,240.85
 NUMBER OF DAYS IN THIS STATEMENT PERIOD 30

CHECKING ACCOUNT TRANSACTIONS

DATE	DESCRIPTION	DEBITS	CREDITS
11/30	INTEREST PAYMENT		1,654.05

BALANCE BY DATE

DATE	BALANCE	DATE	BALANCE
10/31	529,586.80	11/30	531,240.85

PAYER FEDERAL ID NUMBER..... 71-0009885
 INTEREST PAID YEAR TO DATE..... 16,694.50

FLCLASS

FLCLASS		Average Monthly Yield: 5.5258%					
	Beginning Balance	Contributions	Withdrawals	Income Earned	Income Earned YTD	Average Daily Balance	Month End Balance
FL-01-0188-0001 Investment Account	503,850.41	0.00	0.00	2,293.28	6,143.69	505,068.53	506,143.69
TOTAL	503,850.41	0.00	0.00	2,293.28	6,143.69	605,068.53	506,143.69

Bank Statement Balance, 11/30/2023

\$ 506,143.69

Reconciled Balance, 11/30/2023

\$ 506,143.69

General Ledger Balance, 11/30/2023

Interest income
Dormant account charge

\$ 506,143.69

General Ledger Balance 11/30/2023

\$ 506,143.69

Difference

\$ -



0000161-0000633 PDF 594098

City of Quincy
404 West Jefferson Street
Quincy, FL 32351

Summary Statement

November 30, 2023

Page 1 of 3

Investor ID: FL-01-0188

FLCLASS

FLCLASS

		Average Monthly Yield: 5.5259%					
	Beginning Balance	Contributions	Withdrawals	Income Earned	Income Earned YTD	Average Daily Balance	Month End Balance
FL-01-0188-0001	503,850.41	0.00	0.00	2,293.28	6,143.69	505,068.53	506,143.69
TOTAL	503,850.41	0.00	0.00	2,293.28	6,143.69	505,068.53	506,143.69

Investment Account

Tel: (844) 220-7600

<https://www.flclass.com/>



Account Statement

November 30, 2023

Page 2 of 3

Account Number: FL-01-0188-0001

Investment Account

Account Summary

Average Monthly Yield: 5.5259%

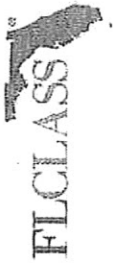
FLCLASS	Beginning Balance	Contributions	Withdrawals	Income Earned	Income Earned YTD	Average Daily Balance	Month End Balance
	503,850.41	0.00	0.00	2,293.28	6,143.69	505,068.53	506,143.69

Transaction Activity

Transaction Date	Transaction Description	Contributions	Withdrawals	Balance	Transaction Number
11/01/2023	Beginning Balance			503,850.41	
11/30/2023	Income Dividend Reinvestment	2,293.28			
11/30/2023	Ending Balance			506,143.69	

Tel: (844) 220-7600

<https://www.flclass.com/>



Daily Rates

November 30, 2023

Page 3 of 3

FLCLASS

FLCLASS

Date	Dividend Rate	Daily Yield
11/01/2023	0.000151700	5.5371%
11/02/2023	0.000151625	5.5343%
11/03/2023	0.000454779	5.5331%
11/04/2023	0.000000000	5.5331%
11/05/2023	0.000000000	5.5331%
11/06/2023	0.000151422	5.5269%
11/07/2023	0.000151517	5.5304%
11/08/2023	0.000151562	5.5320%
11/09/2023	0.000151584	5.5328%
11/10/2023	0.000454719	5.5324%
11/11/2023	0.000000000	5.5324%
11/12/2023	0.000000000	5.5324%
11/13/2023	0.000151560	5.5319%
11/14/2023	0.000151446	5.5278%
11/15/2023	0.000151593	5.5331%
11/16/2023	0.000151608	5.5337%
11/17/2023	0.000454746	5.5328%
11/18/2023	0.000000000	5.5327%
11/19/2023	0.000000000	5.5327%
11/20/2023	0.000151528	5.5308%
11/21/2023	0.000151277	5.5216%
11/22/2023	0.000302420	5.5192%
11/23/2023	0.000000000	5.5192%
11/24/2023	0.000453288	5.5150%
11/25/2023	0.000000000	5.5150%
11/26/2023	0.000000000	5.5150%
11/27/2023	0.000151050	5.5133%
11/28/2023	0.000150868	5.5067%
11/29/2023	0.000150839	5.5056%
11/30/2023	0.000150699	5.5005%

Performance results are shown net of all fees and expenses and reflect the reinvestment of dividends and other earnings. Many factors affect performance including changes in market conditions and interest rates and in response to other economic, political, or financial developments. Investment involves risk including the possible loss of principal. No assurance can be given that the performance objectives of a given strategy will be achieved. Past performance is no guarantee of future results. Any financial and/or investment decision may incur losses.

Tel: (844) 220-7600

<https://www.flclass.com/>

Approval of December 2023 Financials

CITY OF QUINCY, FL FINANCIAL STATEMENTS

THE THREE MONTHS ENDED DECEMBER 31, 2023



ABSTRACT

The City of Quincy is following the path of financial prudence to ensure the effective usage and management of the available assets and resources to meet the goals and objectives of the City's Commissioners and City Management. The attached financial statements and reports tell the story and highlight the path the City of Quincy is following...

Marcia Carty, MS, CPA, CCFP

Contracted Municipal Finance Director

FINANCIAL REPORTS

Prepared January 31, 2024

CITY OF QUINCY, FL
MONTHLY FINANCIAL REPORTS
THE THREE MONTHS ENDED DECEMBER 31, 2023

TABLE OF CONTENTS

Description of Report	Finance Personnel
❖ Overview	Marcia Carty
❖ Summary Report of Revenues & Expenses	Marcia Carty
❖ Comparative Operating Actual Revenues/Expenses	Marcia Carty
❖ Projected Revenues&Expenses ending 09/30/24	Marcia Carty
❖ Statement of Operating Revenues	Amanda Matthews
❖ Statement of Operating Expenses	Amanda Matthews
❖ Debt Service Coverage Report	Marcia Carty
❖ Grant Report	Marcia Carty
❖ Utility Billing Report	Donna Reeves
❖ Electric Revenue Prior Year Analysis	Artenia Jones
❖ Electric Revenue Budget vs Actual Analysis	Artenia Jones
❖ Customer Service Receipts Collected	LaTrenda Gainous
❖ New Customers Report	LaTrenda Gainous
❖ Arrears Report	LaTrenda Gainous
❖ Purchase Power (Fuel) Adjustment Report	Amanda Matthews
❖ Net Metering Report	Amanda Matthews
❖ Disbursements Report	Amanda Matthews
❖ Budget Transfer Report	Marcia Carty
❖ Fixed Asset Purchases Report	Andrea Burks
❖ P-Card Report & Bank Statement	Amanda Matthews
❖ Bank Reconciliations & Statements	Amanda Matthews
○ Variance FY 2023 versus FY 2024	
○ Prior Month November 2023 versus December 2023	
○ Bank Reconciliations and Bank Statements	
○ Bank Accounts Spendable Type	

Note: All reports are reviewed and approved for release by the Finance Director

OVERVIEW OF THE FINANCIAL REPORTS

Overview of Monthly Financial Reports for December 31, 2023
By Finance Director Marcia Carty, CPA

For THE THREE MONTHS ENDED DECEMBER 31, 2023, the following should be noted:

1. Gross operating revenues generated for the above period were \$8,250,204, with \$3,419,731 from the general fund and \$4,830,473 from the enterprise fund, representing 23.1% of the budget for the year, \$35,710,198.
2. Total operating expenses equaled \$7,212,832, of which \$2,400,461 was disbursed from governmental fund and \$4,812,370 from enterprise fund, representing 20.2% of total budget of \$35,710,198. Enterprise funds transfer was decreased by \$450,000 in the month of December, 2023.
3. Net operating results for the City of Quincy were \$1,037,373, with grants results netted to zero. Net results for governmental funds were a profit of \$1,019,270 (due to collections of Ad valorem taxes) and Enterprise Funds were \$18,103.
4. December 2023 revenues were \$1,754,908 less than prior year December 2022 revenues, and expenses are \$1,665,110 less than December 2022, with a net difference of \$89,798 less than prior year.
5. Projected revenues for the year ending 09/30/2024 are \$30,550,975, projected expenses of \$30,454,706, with a net expected income of \$96,266.
6. The debt service coverage rate is greater than 1.0; currently equaling 2.86 of modified operating income.
7. Grant budget is \$3,467,208 for both revenues and expenses. Actual revenues equal \$14,568 and expenses were \$14,568.
8. December 2023 Cycle One number of bills decreased by 8, and estimated bills increased by 7. Utility billing decreased by \$17,890 for Cycle One, when compared to November 2023, and decreased by \$132,576 and \$99,086 (fuel adjustment), when compared to December 2022, due to consumption decrease.
9. Cycle Two for December 2023 number of bills increased by 3, and estimated bills increased by 16. Utility billing increased by \$7,370 when compared to November 2023 and increased by \$25,953 and decreased by \$22,944 (fuel adjustment) when compared to December 2022.
10. Year-to-date, utility revenues for the month ended December 31, 2023, Electric Utility billing is \$1,041,350 or 27% less than the prior year, due to reduction in residential, commercial, and industrial utility sales. Actual revenues, year-to-date, are less than the budget by \$859,664 or 23%.
11. Monthly receipts collected by the Customer Service Division equaled \$2,245,861, which is \$172,412 more than the prior month's receipts of \$2,073,449. \$780,033 is directly related to Utility Billing payments.
12. There were 38 new accounts set up by the Customer Service Department.
13. The Arrears Report reflects an outstanding amount of \$155,804, which is a decrease of \$30,912 from the prior month's balance of \$186,716.
14. For December 2023, purchase power adjustment (fuel) rate adjustment decreased by .00191, from .0098 in November 2023.
15. The calculated Net Meter rate for December 2023 decreased by .00022 from

(.02448) to (.0247), when compared to November 2023.

16. Total disbursements approximated \$2.535 million, paid with 673 checks, NODs, and ACHs.
17. Budget transfers are being executed only as required to continue daily operations, and for the month of December 2023, equaled \$6,253.
18. In the month of December 2023, fixed asset purchase increased by \$48,806.
19. P-card purchases for the month of December 2023 were \$4,101.27. The \$1,500 threshold was exceeded by the Police department (with justification).

Items of Concern –

- Operating cash has increased when compared to November 2023, by \$632,678; and decreased by \$351,578, when compared to the prior year of December 2022.
- Management of FEMA potential reimbursements is a priority and needs to be addressed with the FEMA consultant.

Positive Trend

- 📌 **Cash appears to be stabilizing due to monies spent is less than monies collected.**
- 📌 **Audit process is moving.**
- 📌 **Financial statements are being brought current.**

Highlight –Transfers from the Enterprise Funds to the General Fund reduced this month by \$450,000. Billing rates need to be applied correctly, particularly with WastePro customers.

Conclusion – Cash management and grant maximization are the two strategic tools which should be implemented during this fiscal year, combined with strict adherence to purchasing policies. Purchase orders must be issued before invoices are created or obligations are incurred in order to assist in achieving the fiscal viability goals of the City of Quincy, Florida.

Prepared by

Marcia G. Carty

Marcia G. Carty, CPA, CGFO
Municipal Financial Consultant

SUMMARY REPORT OF REVENUES AND EXPENSES
THE THREE MONTHS ENDED DECEMBER 31, 2023

CITY OF QUINCY, FLORIDA
SUMMARY REPORT OF REVENUE AND EXPENSES
FOR THE THREE MONTH ENDED DECEMBER 31, 2023

ACCOUNT DESCRIPTION	FY 2024			VARIANCE OF BUDGET VS ACTUAL	YTD % (8.3%)
	FY 2024 OPERATING BUDGET	THREE MONTHS YTD OPERATING ACTUAL			
GOVERNMENTAL REVENUES	\$12,292,726	\$3,419,731	-\$8,872,995	27.8%	
GOVERNMENTAL FUNDS EXPENSES	-\$12,292,726	-\$2,400,461	\$9,892,265	-19.5%	
NET GOVERNMENTAL FUND RESULTS	\$0	\$1,019,270	\$1,019,270	8.3%	
TOTAL ENTERPRISE FUND REVENUES	\$23,417,472	\$4,830,473	-\$18,586,999	20.6%	
TOTAL ENTERPRISE FUND EXPENSES	-\$23,417,472	-\$4,812,370	\$18,605,102	-20.6%	
NET ENTERPRISE FUND RESULTS	\$0	\$18,103	\$18,103	0.1%	
TOTAL OPERATING REVENUES	\$35,710,198	\$8,250,204	-\$27,459,994	23.1%	
TOTAL OPERATING EXPENSES	-\$35,710,198	-\$7,212,832	\$28,497,367	-20.2%	
NET TOTAL OPERATING RESULTS	\$0	\$1,037,373	\$1,037,373	2.9%	
GRANT REVENUES	\$3,467,208	\$14,143	\$3,453,065		
GRANT EXPENSES	-\$3,467,208	-\$14,143	-\$3,453,065		
NET GRANT OPERATIONS	\$0	\$0	\$0	0.0%	
CITYWIDE TOTAL REVENUES	\$39,177,406	\$8,264,347	-\$30,913,059	21.1%	
CITYWIDE TOTAL EXPENSES	-\$39,177,406	-\$7,226,975	\$31,950,432	-18.4%	
NET CITYWIDE TOTAL OPERATIONS	\$0	\$1,037,373	\$1,037,373	2.6%	

**COMPARATIVE OPERATING ACTUAL
REVENUES/EXPENSES FOR THE ONE MONTH ENDED
DECEMBER 31, 2023 & DECEMBER 31, 2022**

CITY OF QUINCY, FLORIDA
COMPARATIVE OPERATING REVENUES AND EXPENSES
FOR THE THREE MONTHS ENDED DECEMBER 31, 2023 VS DECEMBER 31, 2022

	FY 2024 THREE MONTHS ENDED 12/31/2023 ACTUAL	FY 2023 THREE MONTHS ENDED 12/31/2022 ACTUAL	VARIANCE BETWEEN FY 2023 AND FY 2024	% OF VARIANCE
REVENUES				
Governmental	\$3,419,731	\$3,849,831	-\$430,100	24.5%
Enterprise	4,830,473	6,155,281	(1,324,808)	75.5%
Total Revenues	\$8,250,204	\$10,005,112	(\$1,754,908)	100.0%
EXPENDITURES				
Personnel	\$1,992,077	\$2,104,299	(\$112,222)	6.4%
Contractual Services	414,689	450,246	(35,557)	2.0%
Professional Services	50,312	38,691	11,621	-0.7%
Purchased Electric	1,399,080	2,162,473	(763,393)	43.5%
Purchased Gas	210,387	330,698	(120,311)	6.9%
Contingency/Reserves/ Parks & Facilities	17,760	0	17,760	-1.0%
Travel, Gas, Oil & Grease, Tires, Auto Parts & Repair	84,661	87,951	(3,290)	0.2%
Telephone	40,420	34,027	6,393	-0.4%
Utilities	100,455	93,742	6,713	-0.4%
Community Services	0	0	0	0.0%
Commercial & Residential Refuse	365,936	118,245	247,691	-14.1%
Insurance - Property Liability	317,237	463,931	(146,694)	8.4%
Rentals, Repair & Maintenance	70,347	33,259	37,088	-2.1%
Yard Tipping Cost	21,088	14,968	6,120	-0.3%
Other Operating Expenses	35,163	82,989	(47,826)	2.7%
Training & Software	25,256	28,301	(3,045)	0.2%
Office Supplies	2,805	4,731	(1,926)	0.1%
Operating Materials & Supplies	24,552	80,191	(55,639)	3.2%
Uniforms	16,529	41,255	(24,726)	1.4%
Athletic Supplies & Equipment	5,665	16,740	(11,075)	0.6%
Dues, Publications, Subscriptions & Memberships	42,283	0	42,283	-2.4%
Economic Environment & Development	0	351,582	(351,582)	20.0%
Other Operating Expenses - IT Support	73,797	47,997	25,800	-1.5%
CRA Operations & Projects	202,919	87,893	115,026	-6.6%
Capital Expenditures	68,881	16,239	52,642	-3.0%
Aid to Private Organizations	15,000	51,000	(36,000)	2.1%
Debt Service - Principal and Interest	594,193	574,523	19,670	-1.1%
Transfers	879,389	1,371,920	(492,531)	28.1%
Business Activity - Enterprise	141,951	190,050	(48,099)	2.7%
Total Expenditures	7,212,832	8,877,941	(1,665,110)	94.9%
NET INCOME (LOSS)	\$1,037,373	\$1,127,171	-\$89,798	-8.7%

**PROJECTED OPERATING ACTUAL
REVENUES/EXPENSES FOR THE TWELVE MONTHS
ENDING SEPTEMBER 30, 2024**

**CITY OF WUINCY, FLORIDA
PROJECTED REVENUES AND EXPENSES
FOR THE TWELVE MONTHS ENDING SEPTEMBER 30, 2024**

**FY 2024
PROJECTED
09/30/2024**

REVENUES

Governmental	\$11,229,081
Enterprise	19,321,891
Total Revenues	<u>\$30,550,972</u>

EXPENDITURES

Personnel	\$8,366,722
Contractual Services	\$1,658,756
Professional Services	\$201,248
Purchased Electric	\$6,537,139
Purchased Gas	\$925,000
Contingency/Reserves/ Parks & Facilities	\$71,040
Travel, Gas, Oil & Grease, Tires, Auto Parts & Repair	\$338,644
Telephone	\$161,680
Utilities	\$401,820
Community Services	\$55,000
Commercial & Residential Refuse	\$1,245,000
Insurance - Property Liability	\$1,268,948
Rentals, Repair & Maintenance	\$281,388
Yard Tipping Cost	\$84,352
Other Operating Expenses	\$140,651
Training & Software	\$101,024
Office Supplies	\$11,220
Operating Materials & Supplies	\$98,208
Uniforms	\$66,116
Athletic Supplies & Equipment	\$22,660
Dues, Publications, Subscriptions & Memberships	\$169,132
Economic Environment & Development	\$429,500
Other Operating Expenses - IT Support	\$295,188
CRA Operations & Projects	\$811,676
Capital Expenditures	\$275,524
Aid to Private Organizations	\$60,000
Debt Service - Principal and Interest	\$1,491,708
Transfers	\$4,317,558
Business Activity - Enterprise	\$567,803
Total Expenditures	<u>30,454,706</u>

NET INCOME (LOSS)

\$96,266

* Based upon Electric Funds transfers reduced by \$1,000,000

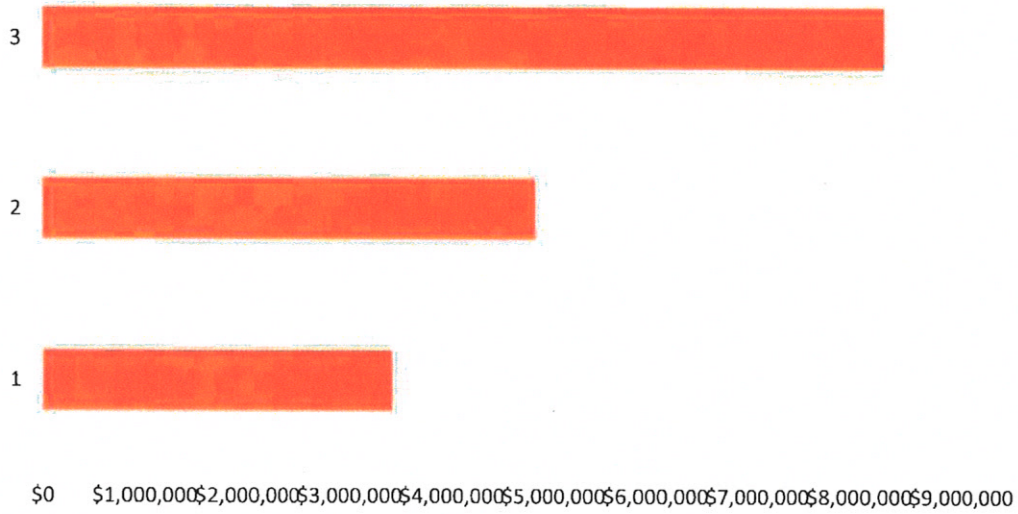
STATEMENT OF OPERATING REVENUES
THE THREE MONTHS ENDED DECEMBER 31, 2023

CITY OF QUINCY, FL
REVENUES CHART FOR THE THREE MONTHS ENDED DECEMBER 31, 2023

REVENUES

Governmental	\$3,419,731
Enterprise	<u>4,830,473</u>
Total Revenues	\$8,250,204

YTD REVENUES AS OF DECEMBER 31, 2023



CITY OF QUINCY, FL
OPERATING REVENUES FOR THE THREE (3) MONTHS ENDED DECEMBER 31, 2023 - BUDGET TO ACTUAL

ACCOUNT #	ACCOUNT DESCRIPTION	ADOPTED BUDGET 2024	3 MONTH YTD 2024	OVER (UNDER) ADJUSTED BUDGET	25% YTD %	PRIOR YTD 2023	PRIOR YTD 25% 2023
GOVERNMENTAL FUNDS							
	GEN FUND REV						
001-311-10000	CURRENT AD VALOREM TAX	1,987,282.00	1,284,211.00	703,071.00	65%	1,247,367.00	75 %
001-312-41000	SALES-LOCAL OPTION GAS TAX	231,972.00	36,102.00	195,870.00	16%	34,810.00	13 %
001-312-60000	LOCAL GOV INFRASTRUCTURE SURTA	834,604.00	189,872.00	644,732.00	23%	192,218.00	30 %
001-314-80000	UTILITY SERVICE TAX - PROPANE	6,109.00	886.00	5,223.00	15%	1,085.00	12 %
001-315-00000	COMMUNICATION SERVICES TAX	265,987.00	66,980.00	199,007.00	25%	65,422.00	26 %
001-321-10000	PROFESSIONAL & OCCUPATION LICE	8,101.00	4,176.00	3,925.00	52%	4,882.00	20 %
001-322-10000	PERMITS	228,282.00	101,504.00	126,778.00	44%	35,177.00	18 %
001-329-10000	OTHER LICENSES, FEES & PERMITS	2,077.00	200.00	1,877.00	10%	425.00	25 %
001-329-20000	ANIMAL REGISTRATION FEES	310.00	-	310.00	0%	-	0 %
001-335-12000	STATE REVENUE SHARING PROCEEDS	440,533.00	71,972.00	368,561.00	16%	94,277.00	26 %
001-335-14000	STATE - MOBILE HOME LICENSE	2,444.00	567.00	1,877.00	23%	756.00	26 %
001-335-15000	STATE - ALCOHOLIC BEVERAGE LIC	14,895.00	2,869.00	12,026.00	19%	2,264.00	56 %
001-335-17000	STATE - D O T REIMBURSEMENT	332,820.00	-	332,820.00	0%	158,429.00	47 %
001-335-18000	STATE - HALF CENT SALES TAX	494,892.00	68,943.00	365,949.00	16%	107,848.00	27 %
001-335-23000	FIREFIGHTERS SUPP COMPENSATION	6,480.00	1,910.00	4,570.00	29%	-	0 %
001-335-41000	STATE - REBATE ON MUN VEH FUEL	9,959.00	2,911.00	7,048.00	29%	1,396.00	10 %
001-335-43000	STATE DEPARTMENT OF HIGHWAY PA	642.00	180.00	462.00	28%	220.00	23 %
001-340-21000	SERVICES - COUNTY FIRE PROTECT	501,268.00	-	501,268.00	0%	121,667.00	25 %
001-340-21500	SERVICES-FIRE INSPECTIONS	2,727.00	581.00	2,146.00	21%	300.00	5 %
001-347-20000	REVENUE - QPRD CONCESSIONS	11,000.00	163.00	10,837.00	1%	-	0 %
001-347-21000	REVENUE - BASEBALL	2,660.00	-	2,660.00	0%	-	0 %
001-347-22000	REVENUE - FOOTBALL	3,900.00	-	3,900.00	0%	-	0 %
001-347-23000	REVENUE - BASKETBALL	8,710.00	590.00	8,120.00	7%	7,806.00	78 %
001-347-25000	REVENUE - CHEERLEADING	6,000.00	-	6,000.00	0%	1,150.00	20 %
001-347-27000	REVENUE - OTHER ACTIVITY FEES	9,200.00	-	9,200.00	0%	-	0 %
001-347-28000	REVENUE - TRACK & FIELD	3,700.00	-	3,700.00	0%	-	0 %
001-347-29000	REVENUE - KICKBALL	1,200.00	-	1,200.00	0%	-	0 %
001-347-30000	RENT ON FACILITIES	20,000.00	3,275.00	16,725.00	16%	4,629.00	15 %
001-347-41000	REVENUE - POOL ADMISSION FEES	2,805.00	-	2,805.00	0%	-	0 %

CITY OF QUINCY, FL
OPERATING REVENUES FOR THE THREE (3) MONTHS ENDED DECEMBER 31, 2023 - BUDGET TO ACTUAL

ACCOUNT #	ACCOUNT DESCRIPTION	ADOPTED BUDGET 2024	3 MONTH YTD 2024	OVER (UNDER) ADJUSTED BUDGET	25% YTD %	PRIOR YTD 2023	PRIOR YTD 25%
001-347-50000	COKE FUND REVENUE	531.00	-	531.00	0%	127.00	42%
001-359-10000	OTH FINES & FORFEITS	52,905.00	7,054.00	45,851.00	13%	11,681.00	23%
001-359-20000	CODE ENFORCEMENT FINES	6,674.00	1,000.00	5,674.00	15%	5,400.00	22%
001-361-10000	INTEREST INC ON INVESTMENTS	-	7,001.00	(7,001.00)	100%	-	0%
001-361-15000	INTEREST INC ON BANK ACCT	2,148.00	1,247.00	901.00	58%	-	0%
001-364-11000	SALE OF LAND - HILLCREST CEMET	7,750.00	524.00	7,226.00	7%	5,832.00	22%
001-364-12000	SALE OF LAND - SUNNYVALE CEMET	46,929.00	11,128.00	35,801.00	24%	12,139.00	27%
001-369-90000	OTHER MISCELLANEOUS REVENUES	66,986.00	80,998.00	(14,012.00)	121%	25,152.00	31%
001-369-92000	CRA Administrative Fees	20,000.00	5,003.00	14,997.00	25%	5,003.00	25%
001-369-95000	Insurance Proceeds	2,000.00	-	2,000.00	0%	1,551.00	26%
001-369-96000	DONATIONS	300.00	500.00	(200.00)	167%	250.00	0%
001-382-10000	CONTRIBUTION FR INTER OPER-ELE	3,949,918.00	987,479.49	2,962,438.51	25%	1,152,564.00	25%
001-382-20000	CONTRIBUTION FR INTER OPER-GAS	303,737.00	75,934.26	227,802.74	25%	35,638.00	25%
001-382-30000	CONTRIBUTION FR INTER OPER-WAT	622,465.00	155,616.24	466,848.76	25%	103,421.00	25%
001-382-40000	CONTRIBUTION FR INTER OPER-REF	162,384.00	40,596.00	121,788.00	25%	52,418.00	25%
001-382-50000	CONTRIBUTION FR INTER OPER-SEW	234,053.00	58,513.26	175,539.74	25%	27,879.00	25%
001-389-00000	USE OF FUND BALANCE	400,021.00	-	400,021.00	0%	-	0%
	TOTAL GENERAL FUND REVS	11,259,360.00	3,270,486.25	7,988,873.75	29%	3,521,183.00	31%
	COMMUNITY REDEVELOPMENT FUND						
002-341-00000	CRA TIF COUNTY FUNDS	603,770.00	599,245.00	4,525.00	99%	-	0%
002-341-10000	CRA TIF CITY FUNDS	429,596.00	-	429,596.00	0%	328,544.00	102%
002-361-10000	INTEREST REVENUE	-	-	-	0%	104.00	104%
	TOTAL CRA REVENUE	1,033,366.00	599,245.00	434,121.00	58%	328,648.00	8%
	TOTAL GOVERNMENTAL	12,292,726.00	3,869,731.25	8,422,994.75	31%	3,849,831.00	
	BUSINESS ACTIVITY AND CUSTOMER						
400-369-90000	MISCELLANEOUS REVENUE	-	1,247.00	(1,247.00)	100%	-	0%
400-381-10000	INTERFUND TRANSFER	567,803.00	141,950.76	425,852.24	25%	190,049.00	25%
	TOTAL BUSINESS ACTIVITY	567,803.00	143,197.76	424,605.24	25%	190,049.00	25%
	ENTERPRISE FUND REVENUES						

CITY OF QUINCY, FL
 OPERATING REVENUES FOR THE THREE (3) MONTHS ENDED DECEMBER 31, 2023 - BUDGET TO ACTUAL

ACCOUNT #	ACCOUNT DESCRIPTION	ADOPTED BUDGET 2024	3 MONTH YTD 2024	OVER (UNDER) ADJUSTED BUDGET	25% YTD %	PRIOR YTD 2023	PRIOR YTD 25% 2023
	SEWER						
402-343-10000	SALES	2,068,133.00	539,865.00	1,528,268.00	26%	480,042.00	24%
402-343-16000	CONNECTIONS	7,956.00	-	7,956.00	0%	1,764.00	21%
402-343-17000	FORFEITED DISCOUNTS - PENALTY	29,884.00	7,864.00	22,020.00	26%	7,795.00	25%
402-343-19000	CUT ON/OFF FEES	104.00	-	104.00	0%	-	0%
402-343-27000	MISCELLANEOUS CHARGES	4,181.00	-	4,181.00	0%	3,399.00	1245%
402-343-50000	SEWER SURCHARGE O/S	62,744.00	15,137.00	47,607.00	24%	15,012.00	29%
402-361-10000	INTEREST REVENUE	2,730.00	1,247.00	1,483.00	46%	284.00	67%
402-369-90000	OTHER MISCELLANEOUS REVENUE	8,222.00	-	8,222.00	0%	6,652.00	0%
	TOTAL SEWER REV	2,183,954.00	564,113.00	1,619,841.00	26%	514,948.00	19%
	ELECTRIC						
403-343-11000	RESIDENTIAL SALES	5,472,206.00	1,115,347.00	4,356,859.00	20%	1,317,322.00	22%
403-343-12000	COMMERCIAL SALES	6,972,186.00	1,313,259.00	5,658,927.00	19%	1,987,262.00	25%
403-343-13000	INDUSTRIAL SALES	1,819,570.00	318,643.00	1,500,927.00	18%	460,845.00	25%
403-343-14000	STREET LIGHTING SALES	48,985.00	10,273.00	38,712.00	21%	13,817.00	19%
403-343-15000	INTERDEPARTMENTAL SALES	236,594.00	58,325.00	178,269.00	25%	58,056.00	15%
403-343-16000	CONNECTIONS	124,801.00	-5,400	130,201.00	-4%	1,424.00	2%
403-343-16500	Hurricane Michael Surcharge	-	673.00	(673.00)	100%	223,278.00	57%
403-343-17000	FORFEITED DISCOUNTS - PENALTY	197,198.00	45,490.00	151,708.00	23%	64,257.00	26%
403-343-18500	SPECIAL PROJECT - MATERIAL SAL	1,000.00	-	1,000.00	0%	84.00	0%
403-343-19000	CUT ON/OFF FEES	7,169.00	2,635.00	4,534.00	37%	1,190.00	11%
403-343-24000	TRANSFORMER RENT	8,713.00	2,115.00	6,598.00	24%	2,115.00	25%
403-343-27000	MISCELLANEOUS CHARGES	15,000.00	(4,474.00)	19,474.00	-30%	(303.00)	4%
403-343-29000	POLE RENT-CABLEVISION	24,512.00	19,832.00	4,680.00	81%	-	0%
403-343-90000	MISCELLANEOUS REVENUES	3,243.00	563.00	2,680.00	17%	690.00	3%
403-361-10000	INTEREST REVENUE	5,255.00	1,497.00	3,758.00	28%	1,322.00	95%
403-369-90000	MISCELLANEOUS REVENUES	20,325.00	1,648.00	18,677.00	8%	12,796.00	177%
	TOTAL ELECTRIC REV	14,956,757.00	2,885,826.00	12,070,931.00	19%	4,144,155.00	23%

CITY OF QUINCY, FL
 OP. RATING REVENUES FOR THE THREE (3) MONTHS ENDED DECEMBER 31, 2023 - BUDGET TO ACTUAL

ACCOUNT #	ACCOUNT DESCRIPTION	ADOPTED BUDGET 2024	3 MONTH YTD 2024	OVER (UNDER) ADJUSTED BUDGET	25% YTD %	PRIOR YTD 2023	PRIOR YTD 25% 2023
	WATER						
404-343-10000	SALES	1,756,002.00	1,467,000.00	1,325,438.00	25%	433,264.00	26%
404-343-15000	INTERDEPARTMENTAL SALES	935.00	14,467.00	49,468.00	23%	13,825.00	18%
404-343-16000	CONNECTIONS	13,185.00	32,372.00	(19,187.00)	246%	2,838.00	10%
404-343-17000	FORFEITED DISCOUNTS-PENALTIES	25,737.00	7,162.00	18,575.00	28%	7,202.00	23%
404-343-27000	MISCELLANEOUS CHARGES	48,136.00	12,457.00	35,679.00	26%	19,778.00	82%
404-343-30000	WATER SURCHARGE O/S	99,413.00	25,258.00	74,155.00	25%	24,389.00	26%
404-361-10000	INTEREST REVENUE	20,800.00	6,924.00	13,956.00	33%	3,697.00	320%
	TOTAL WATER REV	2,027,288.00	529,204.00	1,448,084.00	26%	504,993.00	24%
	GAS						
405-343-10000	GAS SALES	1,438,967.00	227,422.00	1,211,545.00	16%	322,044.00	18%
405-343-15000	GAS INTERDEPARTMENTAL SALES	8,596.00	1,085.00	7,511.00	13%	1,429.00	15%
405-343-16000	GAS CONNECTIONS	1,614.00	-	1,614.00	0%	388.00	11%
405-343-17000	GAS FORFEITED DISCS-PENALTIES	17,719.00	2,002.00	15,717.00	11%	4,953.00	15%
405-343-27000	GAS OTHER CHARGES	500.00	-	500.00	0%	250.00	0%
405-361-10000	INTEREST REVENUE	2,613.00	1,247.00	1,366.00	48%	229.00	286%
405-369-90000	MISCELLANEOUS REVENUE	208,449.00	-	208,449.00	0%	21,553.00	15%
	TOTAL GAS REV	1,678,458.00	221,756.00	1,446,702.00	14%	350,846.00	17%
	REFUSE						
406-343-11000	RESIDENTIAL SALES	772,136.00	186,999.00	585,137.00	24%	186,051.00	24%
406-343-12000	COMMERCIAL SALES	618,863.00	160,138.00	458,725.00	26%	147,959.00	27%
406-343-15000	YARD TRASH COLLECTION	147,561.00	35,581.00	111,980.00	24%	35,717.00	24%
406-343-17000	FORFEITED DISCOUNTS-PENALTIES	20,638.00	4,891.00	15,747.00	24%	5,714.00	29%
406-361-10000	INTEREST REVENUE	2,147.00	1,247.00	900.00	58%	-	0%
	TOTAL REFUSE REV	1,561,345.00	388,856.00	1,172,489.00	25%	375,441.00	25%
	LANDFILL						
407-343-44000	GARBAGE TIPPING FEES	85,098.00	4,962.00	80,136.00	6%	26,852.00	18%
407-361-10000	INTEREST INCOME	2,138.00	1,247.00	891.00	58%	-	0%
407-381-00010	Non-Operating Transfer	45,000.00	11,250.00	33,750.00	25%	-	0%
	TOTAL LANDFILL REV	132,236.00	17,459.00	114,777.00	13%	26,852.00	18%

CITY OF QUINCY, FL
 OPERATING REVENUES FOR THE THREE (3) MONTHS ENDED DECEMBER 31, 2023 - BUDGET TO ACTUAL

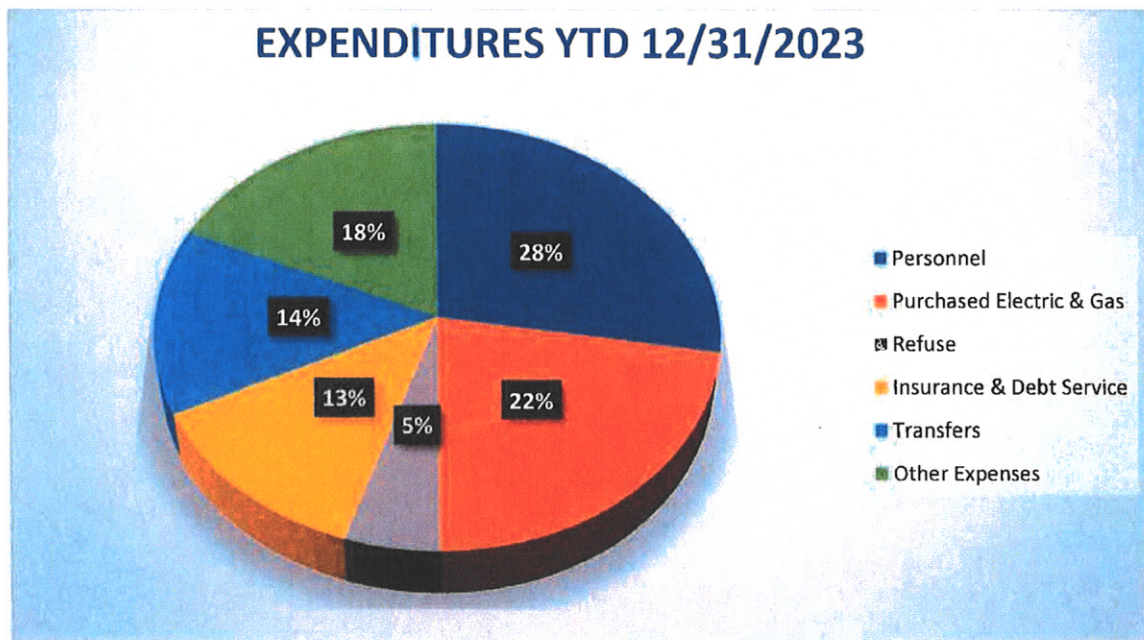
ACCOUNT #	ACCOUNT DESCRIPTION	ADOPTED BUDGET 2024	3 MONTH YTD 2024	OVER (UNDER) ADJUSTED BUDGET	25% YTD %	PRIOR YTD 2023	PRIOR YTD 25% 2023
	TELECOMMUNICATION						
508-381-00010	Non-Operating Transfer	299,631.00	71,713.98	227,917.02	24%	45,497.00	25%
508-381-10000	INTERFUND TRANSFER FROM GENERA	5,000.00	1,250.01	3,749.99	25%	1,250.00	25%
508-381-30000	INTERFUND TRANSFER FROM CRA	5,000.00	1,250.01	3,749.99	25%	1,250.00	25%
508-389-00000	OTHER REVENUE	-	1,247.00	(1,247.00)	100%	-	0%
	TOTAL TELECOMMUNICATIONS REV	309,631.00	75,461.00	234,170.00	24%	47,997.00	25%
	TOTAL ENTERPRISE FND REVS	23,417,472.00	4,835,872.76	18,586,999.24	21%	6,155,281.00	22%
	TOTAL REVENUES	35,710,198.00	8,705,604.01	27,009,993.99	24%	10,005,112.00	24%

STATEMENT OF OPERATING EXPENSES
THE THREE MONTHS ENDED DECEMBER 31, 2023

CITY OF QUINCY, FL
EXPENDITURES CHART FOR THE THREE MONTH ENDED DECEMBER 31, 2023

EXPENDITURES

Personnel	\$1,992,077
Purchased Electric & Gas	1,609,467
Refuse	365,936
Insurance & Debt Service	911,430
Transfers	1,021,340
Other Expenses	1,312,582
Total Expenditures	<u>\$7,212,832</u>



CITY OF QUINCY, FL.
OPERATING EXPENSES FOR THE THREE (3) MONTHS ENDED DECEMBER 31, 2023 - BUDGET TO ACTUAL

G/L ACCT #	ACCOUNT DESCRIPTION	FY 2024 OPERATING BUDGET	FY 2024 3 MONTHS YTD OPERATING ACTUAL	FY 2024 OPERATING BUDGET BALANCE	FY 2024 3 MONTHS YTD OPERATING 25%	FY 2023 3 MONTHS YTD OPERATING ACTUAL	YTD 25% 2023
GENERAL FUND EXPENSES							
	CITY COMMISSION						
001-110-511-10110	SALARIES & WAGES	84,599.00	17,896.00	66,703.00	21%	39,050.00	26.36 %
001-110-511-10210	FICA TAXES	6,472.00	1,294.00	5,178.00	20%	2,876.00	26.28 %
001-110-511-10220	RETIREMENT CONTRIBUTIONS	10,152.00	2,148.00	8,004.00	21%	4,686.00	26.27 %
001-110-511-10230	LIFE & HEALTH INSURANCE	12,785.00	3,196.00	9,589.00	25%	4,822.00	29.84 %
001-110-511-30343	PROFESSIONAL SERVICES	30,000.00	7,275.00	22,725.00	24%	350.00	0.92 %
001-110-511-30437	COMMUNITY EVENTS	10,000.00	-	10,000.00	0%	-	0.00 %
001-110-511-31000	OTHER OPERATING IT SUPPORT	9,500.00	2,375.01	7,124.99	25%	2,375.00	25.00 %
001-110-511-80820	AID TO PRIVATE ORGANIZATIONS	15,000.00	15,000.00	-	100%	51,000.00	73.58 %
001-110-519-30410	TELEPHONE	2,970.00	948.00	2,022.00	32%	-	0.00 %
001-110-519-30500	LEGAL ADS & RECORDINGS	3,200.00	-	3,200.00	0%	-	0.00 %
	TOTAL CITY COMMISSION	184,678.00	50,132.01	134,545.99	27%	105,159.00	28.00-%
	CITY MANAGER						
001-160-512-10110	SALARIES & WAGES	110,000.00	23,811.00	86,189.00	22%	24,066.00	21.72 %
001-160-512-10120	REGULARY SALARIES & WAGES	3,540.00	781.00	2,759.00	22%	668.00	18.91 %
001-160-512-10210	FICA TAXES	8,686.00	1,907.00	6,779.00	22%	1,861.00	21.11 %
001-160-512-10220	RETIREMENT CONTRIBUTIONS	13,625.00	2,882.00	10,743.00	21%	3,060.00	21.95 %
001-160-512-10230	LIFE & HEALTH INSURANCE	30,200.00	7,085.00	23,115.00	23%	7,069.00	24.91 %
001-160-512-30341	CONTRACTUAL SERVICES	13,500.00	7.00	13,493.00	0%	5,000.00	57.60 %
001-160-512-30343	PROFESSIONAL SERVICES	4,500.00	911.00	3,589.00	20%	-	0.00 %
001-160-512-30402	TRAVEL EXPENSE	1,350.00	-	1,350.00	0%	-	0.00 %
001-160-512-30403	GAS	4,500.00	1,746.00	2,754.00	39%	2,044.00	36.59 %
001-160-512-30410	TELEPHONE	8,000.00	2,371.00	5,629.00	30%	1,573.00	18.19 %
001-160-512-30461	REPAIR & MAINTENANCE OFFICE EQ	2,700.00	1,580.00	1,120.00	59%	-	0.00 %
001-160-512-30491	OTHER OPERATING EXPENSE	700.00	647.00	53.00	92%	5,818.00	66.57 %
001-160-512-30511	OFFICE SUPPLIES GENERAL	2,650.00	294.00	2,356.00	11%	123.00	7.63 %
001-160-512-31000	OTHER OPERATING EXP - IT SUPPO	9,500.00	2,375.01	7,124.99	25%	2,375.00	25.00 %
	TOTAL CITY MANAGER	213,451.00	46,397.01	167,053.99	22%	53,657.00	23.00-%
	CITY ATTORNEY						

CITY OF QUINCY, FL
OPERATING EXPENSES FOR THE THREE (3) MONTHS ENDED DECEMBER 31, 2023 - BUDGET TO ACTUAL

GL_ACCT #	ACCOUNT DESCRIPTION	FY 2024 OPERATING BUDGET	FY 2024 3 MONTHS YTD OPERATING ACTUAL	FY 2024 OPERATING BUDGET BALANCE	FY 2024 3 MONTHS YTD OPERATING 25%	FY 2023 3 MONTHS YTD OPERATING ACTUAL	YTD 25% 2023
001-120-514-30341	CONTRACTUAL SERVICES	250,000.00	27,959.00	222,041.00	11%	48,838.00	13.78 %
001-120-514-30402	TRAVEL	1,000.00	-	1,000.00	0%	-	0.00 %
001-120-514-30491	OTHER OPERATING EXPENSE	500.00	-	500.00	0%	-	0.00 %
	TOTAL CITY ATTORNEY	251,500.00	27,959.00	223,541.00	11%	48,838.00	13.00-%
	CITY CLERK						
001-130-519-10110	SALARIES & WAGES	55,460.00	12,241.00	43,219.00	22%	12,162.00	21.76 %
001-130-519-10210	FICA TAXES	4,243.00	966.00	3,277.00	23%	960.00	21.78 %
001-130-519-10220	RETIREMENT CONTRIBUTIONS	6,655.00	1,408.00	5,247.00	21%	1,398.00	21.04 %
001-130-519-10230	LIFE & HEALTH INSURANCE	2,200.00	431.00	1,769.00	20%	433.00	24.06 %
001-130-519-30341	CONTRACTUAL SERVICES	2,217.00	7.00	2,210.00	0%	-	0.00 %
001-130-519-30343	PROFESSIONAL SERVICES	2,866.00	-	2,866.00	0%	-	0.00 %
001-130-519-30402	TRAVEL EXPENSE	1,000.00	-	1,000.00	0%	-	0.00 %
001-130-519-30410	TELEPHONE	6,000.00	2,024.00	3,976.00	34%	1,420.00	19.79 %
001-130-519-30461	REPAIR & MAINT - OFFICE EQUIPM	1,440.00	554.00	886.00	38%	-	0.00 %
001-130-519-30491	OTHER OPERATING EXPENSE	6,300.00	1,403.00	4,897.00	22%	370.00	6.27 %
001-130-519-30493	TRAINING	540.00	-	540.00	0%	-	0.00 %
001-130-519-30500	LEGAL ADS AND RECORDING FEES	5,000.00	-	5,000.00	0%	-	0.00 %
001-130-519-30511	OFFICE SUPPLIES-GENERAL	540.00	-	540.00	0%	137.00	22.82 %
001-130-519-31000	OTHER OPERATING EXP - IT SUPPO	5,000.00	1,249.95	3,750.05	25%	1,250.00	25.00 %
	TOTAL CITY CLERK	99,461.00	20,283.95	79,177.05	20%	18,130.00	20.00-%
	NON-DEPARTMENTAL						
001-001-519-30320	ACCOUNTING & AUDITING SERVICES	35,357.00	-	35,357.00	0%	-	0.00 %
001-001-519-30341	CONTRACTUAL SERVICES	25,000.00	12,187.00	12,813.00	49%	-	0.00 %
001-001-519-30342	RECORDING OF THE COMMISSION MT	41,035.32	8,000.00	33,035.32	19%	8,000.00	16.66 %
001-001-519-30343	PROFESSIONAL SERVICES	2,700.00	98.00	2,602.00	4%	156.00	7.22 %
001-001-519-30410	TELEPHONE	2,173.00	361.00	1,812.00	17%	546.00	23.23 %
001-001-519-30440	SUMMER YOUTH WORK PROGRAM	24,000.00	-	24,000.00	0%	-	0.00 %
001-001-519-30451	INSURANCE	750,000.00	184,748.00	565,252.00	25%	265,634.00	38.79 %
001-001-519-30462	REPAIR & MAINT. - EQUIPMENT &	1,953.00	1,245.00	708.00	64%	-	0.00 %
001-001-519-30465	COPIER PAYMENT	601.00	-	601.00	0%	451.00	99.91 %
001-001-519-30491	OTHER OPERATING EXPENSE	18,424.68	18,424.68	-	100%	32,655.00	57.18 %
001-001-519-30512	POSTAGE	2,777.00	377.00	2,400.00	14%	272.00	6.74 %

CITY OF QUINCY, FL
 OPERATING EXPENSES FOR THE THREE (3) MONTHS ENDED DECEMBER 31, 2023 - BUDGET TO ACTUAL

GL_ACCT #	ACCOUNT DESCRIPTION	FY 2024 OPERATING BUDGET	FY 2024 3 MONTHS YTD OPERATING ACTUAL	FY 2024 OPERATING BUDGET BALANCE	FY 2024 3 MONTHS YTD OPERATING 25%	FY 2023 3 MONTHS YTD OPERATING ACTUAL	YTD 25% 2023
001-001-519-70730	TRANSFER DEBT SVC CAP IMP BOND	358,234.00	90,000.00	268,234.00	25%	90,000.00	25.00%
001-001-519-90000	TRANSFER TO INTERNAL SERVICE F	5,000.00	833.00	4,167.00	17%	1,250.00	25.00%
001-001-552-30645	CRA TIF: ECONOMIC ENVIRON	429,596.00	-	429,596.00	0%	328,544.00	99.99%
	TOTAL NON-DEPARTMENTAL	1,696,851.00	316,273.68	1,380,577.32	19%	727,508.00	46.00-%
	PERSONNEL						
001-260-513-10110	EXE SALARIES & WAGES	65,000.00	14,291.00	50,709.00	22%	14,291.00	21.80%
001-260-513-10120	REGULAR SALARIES & WAGES	88,745.00	19,423.00	69,322.00	22%	20,378.00	22.55%
001-260-513-10210	FICA TAXES	11,762.00	2,325.00	9,437.00	20%	2,423.00	22.25%
001-260-513-10220	RETIREMENT CONTRIBUTIONS	18,449.00	3,903.00	14,546.00	21%	4,056.00	21.80%
001-260-513-10230	LIFE & HEALTH INSURANCE	28,800.00	6,925.00	21,875.00	24%	7,210.00	26.54%
001-260-513-30314	PSYCHIATRIC EVALUATIONS	5,625.00	250.00	5,375.00	4%	-	0.00%
001-260-513-30315	EMPLOYEE QUALITY OF LIFE	12,600.00	1,225.00	11,375.00	10%	1,225.00	24.74%
001-260-513-30341	CONTRACTUAL SERVICES	9,000.00	692.00	8,308.00	8%	691.00	7.26%
001-260-513-30343	PROFESSIONAL SERVICES	9,000.00	-	9,000.00	0%	-	0.00%
001-260-513-30345	VOLUNTEER SERVICES PROGRAM EXP	-	975.00	(975.00)	100%	-	0.00%
001-260-513-30402	TRAVEL EXPENSE	900.00	-	900.00	0%	-	0.00%
001-260-513-30410	TELEPHONE	9,000.00	2,594.00	6,406.00	29%	1,855.00	17.77%
001-260-513-30461	REPAIR AND MAINTENANCE OFFICE	225.00	176.00	49.00	78%	-	0.00%
001-260-513-30491	OTHER OPERATING EXPENSE	2,250.00	-	2,250.00	0%	114.00	15.90%
001-260-513-30493	TRAINING	1,800.00	-	1,800.00	0%	-	0.00%
001-260-513-30511	OFFICE SUPPLIES GENERAL	900.00	92.00	808.00	10%	-	0.00%
001-260-513-30540	PUBLICATIONS, SUBSCRIP. & MEMBE	16,650.00	-	16,650.00	0%	-	0.00%
001-260-513-31000	OTHER OPERATING EXP - IT SUPPO	9,500.00	2,375.01	7,124.99	25%	2,375.00	25.00%
	TOTAL PERSONNEL	290,206.00	55,246.01	234,959.99	19%	54,618.00	20.00-%
	FINANCE						
001-271-513-10110	EXE SALARIES & WAGES	26,111.00	-	26,111.00	0%	5,498.00	20.94%
001-271-513-10120	REGULAR SALARIES & WAGES	58,172.00	12,741.00	45,431.00	22%	10,233.00	15.43%
001-271-513-10140	OVERTIME	500.00	-	500.00	0%	-	0.00%
001-271-513-10210	FICA TAXES	6,486.00	891.00	5,595.00	14%	1,113.00	15.62%
001-271-513-10220	RETIREMENT CONTRIBUTIONS	10,114.00	1,474.00	8,640.00	15%	1,833.00	16.40%
001-271-513-10230	LIFE & HEALTH INSURANCE	12,700.00	2,659.00	10,041.00	21%	3,032.00	20.11%
001-271-513-30343	PROFESSIONAL SERVICES	9,000.00	-	9,000.00	0%	-	0.00%

CITY OF QUINCY, FL
OPERATING EXPENSES FOR THE THREE (3) MONTHS ENDED DECEMBER 31, 2023 - BUDGET TO ACTUAL

G/L ACCT #	ACCOUNT DESCRIPTION	FY 2024 OPERATING BUDGET	FY 2024 3 MONTHS YTD OPERATING ACTUAL	FY 2024 OPERATING BUDGET BALANCE	FY 2024 3 MONTHS YTD OPERATING 25%	FY 2023 3 MONTHS YTD OPERATING ACTUAL	YTD 25% 2023
001-271-513-30402	TRAVEL EXPENSE	1,350.00	-	1,350.00	0%	-	0.00 %
001-271-513-30410	TELEPHONE	6,000.00	2,194.00	3,806.00	37%	1,400.00	18.17 %
001-271-513-30440	EQUIPMENT RENTAL	450.00	-	450.00	0%	125.00	4.47 %
001-271-513-30461	REPAIR & MAINT OFFICE EQUIPMEN	900.00	146.00	754.00	16%	129.00	5.71 %
001-271-513-30465	COPIER LEASE	1,200.00	-	1,200.00	0%	451.00	37.55 %
001-271-513-30491	OTHER OPERATING EXPENSE	900.00	142.00	758.00	16%	50.00	5.00 %
001-271-513-30493	TRAINING	2,250.00	-	2,250.00	0%	-	0.00 %
001-271-513-30511	OFFICE SUPPLIES GENERAL	6,300.00	933.00	5,367.00	15%	1,883.00	23.68 %
001-271-513-30521	OPERATING SUPPLIES	1,350.00	-	1,350.00	0%	-	0.00 %
001-271-513-31000	OTHER OPERATING EXP - IT SUPPO	9,500.00	2,375.01	7,124.99	25%	2,375.00	25.00 %
	TOTAL FINANCE	153,283.00	23,555.01	129,727.99	15%	28,122.00	15.00-%
	GENERAL SERVICES ADM						
001-276-513-10120	REGULAR SALARIES & WAGES	50,003.00	11,119.00	38,884.00	22%	11,119.00	21.99 %
001-276-513-10210	FICA	3,826.00	809.00	3,017.00	21%	811.00	13.51 %
001-276-513-10220	RETIREMENT	6,000.00	1,269.00	4,731.00	21%	1,269.00	16.16 %
001-276-513-10230	LIFE & HEALTH INSURANCE	7,600.00	1,818.00	5,782.00	24%	1,748.00	21.58 %
001-276-513-30493	TRAINING	675.00	-	675.00	0%	-	0.00 %
001-276-513-30500	ADVERTISING	3,600.00	-	3,600.00	0%	-	0.00 %
	TOTAL GEN SERVICES ADM	71,704.00	15,015.00	56,689.00	21%	14,947.00	20.00-%
	LAW ENFORCEMENT ADM						
001-210-521-10110	EXE SALARIES & WAGES	74,999.00	17,127.00	57,872.00	23%	16,407.00	21.71 %
001-210-521-10120	REGULAR SALARIES & WAGES	188,169.00	43,530.00	144,639.00	23%	50,441.00	26.03 %
001-210-521-10130	OTHER SALARIES & WAGES	1,278.00	168.00	1,110.00	13%	408.00	46.83 %
001-210-521-10140	OVERTIME	500.00	407.00	93.00	81%	-	0.00 %
001-210-521-10150	SPEC PAY-INCENTIVE,HOL,LV BUYB	2,000.00	130.00	1,870.00	7%	-	0.00 %
001-210-521-10210	FICA TAXES	20,421.00	4,537.00	15,884.00	22%	5,044.00	25.44 %
001-210-521-10220	RETIREMENT CONTRIBUTIONS	55,732.00	5,931.00	49,801.00	11%	18,414.00	42.29 %
001-210-521-10230	LIFE & HEALTH INSURANCE	29,333.00	10,709.00	18,624.00	37%	9,967.00	25.94 %
001-210-521-30341	CONTRACTUAL SERVICES	1,800.00	24.00	1,776.00	1%	259.00	0.88 %
001-210-521-30402	TRAVEL EXPENSE	1,350.00	-	1,350.00	0%	-	0.00 %
001-210-521-30403	GAS & DIESEL	9,000.00	8,918.00	82.00	99%	3,742.00	16.12 %
001-210-521-30404	OIL & GREASE	900.00	-	900.00	0%	-	0.00 %

CITY OF QUINCY, FL
 OPERATING EXPENSES FOR THE THREE (3) MONTHS ENDED DECEMBER 31, 2023 - BUDGET TO ACTUAL

G/L ACCT #	ACCOUNT DESCRIPTION	FY 2024 OPERATING BUDGET	FY 2024 3 MONTHS YTD OPERATING ACTUAL	FY 2024 OPERATING BUDGET BALANCE	FY 2024 3 MONTHS YTD OPERATING 25%	FY 2023 3 MONTHS YTD OPERATING ACTUAL	YTD 25% 2023
001-210-521-30405	TIRES	450.00	-	450.00	0%	-	0.00 %
001-210-521-30406	VEHICLE PARTS ONLY	1,350.00	-	1,350.00	0%	-	0.00 %
001-210-521-30407	VEHICLE REPAIRS	900.00	-	900.00	0%	-	0.00 %
001-210-521-30410	TELEPHONE	60,000.00	9,503.00	50,497.00	16%	8,872.00	16.68 %
001-210-521-30430	UTILITIES	8,000.00	2,467.00	5,533.00	31%	1,434.00	23.93 %
001-210-521-30464	REPAIRS & MAINTENANCE-RADIO	900.00	-	900.00	0%	-	0.00 %
001-210-521-30491	OTHER OPERATING EXPENSE	1,800.00	7.00	1,793.00	0%	219.00	45.95 %
001-210-521-30492	INVESTIGATIVE FUNDS	1,350.00	-	1,350.00	0%	-	0.00 %
001-210-521-30493	TRAINING	1,350.00	-	1,350.00	0%	-	0.00 %
001-210-521-30494	Software License	13,500.00	8,671.00	4,829.00	64%	16,971.00	100.00 %
001-210-521-30511	OFFICE SUPPLIES-GENERAL	13,500.00	475.00	13,025.00	4%	1,134.00	15.54 %
001-210-521-30521	OPERATING MATERIALS & SUPPLIES	900.00	-	900.00	0%	-	0.00 %
001-210-521-30522	OPERATING SUPPLIES-UNIFORMS	1,350.00	-	1,350.00	0%	-	0.00 %
001-210-521-30540	PUBLICATIONS, SUBSCRIP. & MEMB	900.00	-	900.00	0%	-	0.00 %
001-210-521-31000	OTHER OPERATING EXP - IT SUPPO	9,500.00	2,375.01	7,124.99	25%	2,375.00	25.00 %
001-210-521-60641	OFFICE FURNITURE & EQUIPMENT	1,800.00	-	1,800.00	0%	-	0.00 %
	TOTAL LAW ENFORCEMENT ADM	503,032.00	114,979.01	388,052.99	23%	135,687.00	26.00-%
	LAW ENFORCEMENT OPERATIONS						
001-220-521-10120	REGULAR SALARIES & WAGES	1,666,738.00	323,359.00	1,343,379.00	19%	322,749.00	21.44 %
001-220-521-10130	OTHER SALARIES & WAGES - PT	16,200.00	3,253.00	12,947.00	20%	3,163.00	30.12 %
001-220-521-10140	OVERTIME	155,000.00	12,604.00	142,396.00	8%	35,496.00	24.00 %
001-220-521-10150	SPEC PAY-INCENTIVE,HOL, LV BUY	20,000.00	2,723.00	17,277.00	14%	4,738.00	18.27 %
001-220-521-10210	FICA TAXES	150,131.00	25,197.00	124,934.00	17%	26,854.00	21.56 %
001-220-521-10220	RETIREMENT CONTRIBUTIONS	224,874.00	39,908.00	184,966.00	18%	84,667.00	23.68 %
001-220-521-10230	LIFE & HEALTH INSURANCE	320,262.00	77,044.00	243,218.00	24%	80,341.00	26.00 %
001-220-521-30341	CONTRACTURAL SERVICES	31,350.00	55.00	31,295.00	0%	235.00	6.39 %
001-220-521-30402	TRAVEL EXPENSE	900.00	-	900.00	0%	-	0.00 %
001-220-521-30403	GASOLINE & DIESEL	54,000.00	15,822.00	38,178.00	29%	15,732.00	23.77 %
001-220-521-30404	OIL & GREASE	5,400.00	1,371.00	4,029.00	25%	757.00	11.01 %
001-220-521-30405	TIRES	6,300.00	573.00	5,727.00	9%	1,322.00	24.30 %
001-220-521-30406	VEHICLE PARTS ONLY	60,055.00	925.00	59,130.00	2%	2,184.00	4.52 %
001-220-521-30407	OTHER AUTO EXPENSE	3,150.00	-	3,150.00	0%	585.00	25.44 %
001-220-521-30435	YOUTH DEVELOPMENT ACADEMY & PR	1,350.00	-	1,350.00	0%	-	0.00 %

CITY OF QUINCY, FL
OPERATING EXPENSES FOR THE THREE (3) MONTHS ENDED DECEMBER 31, 2023 - BUDGET TO ACTUAL

G/L_ACCT #	ACCOUNT DESCRIPTION	FY 2024 OPERATING BUDGET	FY 2024 3 MONTHS YTD OPERATING ACTUAL	FY 2024 OPERATING BUDGET BALANCE	FY 2024 3 MONTHS YTD OPERATING 25%	FY 2023 3 MONTHS YTD OPERATING ACTUAL	YTD 25% 2023
001-220-521-30462	REPAIR & MAINT.-EQUIPMENT & TO	540.00	-	540.00	0%	-	0.00 %
001-220-521-30464	REPAIR & MAINTENANCE - RADIOS	450.00	-	450.00	0%	-	0.00 %
001-220-521-30491	OTHER OPERATING EXPENSE	31,500.00	3,922.00	27,578.00	12%	10,946.00	16.85 %
001-220-521-30493	TRAINING	18,000.00	335.00	17,665.00	2%	2,609.00	13.77 %
001-220-521-30494	Software License	17,788.00	7,551.00	10,237.00	42%	8,235.00	99.99 %
001-220-521-30511	OFFICE SUPPLIES	900.00	-	900.00	0%	-	0.00 %
001-220-521-30514	HUMAN INTELLIGENCE - REWARDS	900.00	-	900.00	0%	-	0.00 %
001-220-521-30521	OPERATING MATERIALS & SUPPLIES	49,500.00	1,077.00	48,423.00	2%	63,976.00	71.83 %
001-220-521-30522	OPERATING SUPPLIES - UNIFORMS	31,500.00	2,180.00	29,320.00	7%	6,669.00	11.09 %
001-220-521-60641	OFFICE FURNITURE & EQUIPMENT	9,547.00	-	9,547.00	0%	-	0.00 %
001-220-521-60642	VEHICLES	146,020.00	31,978.00	114,042.00	22%	-	0.00 %
001-220-521-60644	EQUIPMENT	18,000.00	4,095.00	13,905.00	23%	9,586.00	95.85 %
	TOTAL LAW ENFORCEMENT OPERAT	3,040,355.00	553,972.00	2,486,383.00	18%	680,844.00	23.00-%
	FIRE CONTROL ADM						
001-210-522-10110	EXE SALARIES & WAGES	135,062.00	29,437.00	105,625.00	22%	25,098.00	18.88 %
001-210-522-10120	REGULAR SALARIES & WAGES	47,995.00	10,182.00	37,813.00	21%	10,182.00	21.69 %
001-210-522-10150	SPEC PAY-INCENTIVE,HOL,LV BUYB	9,000.00	1,100.00	7,900.00	12%	950.00	17.21 %
001-210-522-10210	FICA TAXES	14,693.00	2,920.00	11,773.00	20%	2,626.00	19.72 %
001-210-522-10220	RETIREMENT CONTRIBUTIONS	43,000.00	5,628.00	37,372.00	13%	7,938.00	26.78 %
001-210-522-10230	LIFE & HEALTH INSURANCE	25,200.00	9,706.00	15,494.00	39%	5,758.00	23.05 %
001-210-522-30410	TELEPHONE	23,000.00	4,409.00	18,591.00	19%	4,660.00	19.06 %
001-210-522-30430	UTILITIES	17,000.00	6,389.00	10,611.00	38%	2,627.00	13.63 %
001-210-522-30461	REPAIR & MAINTENANCE-OFFICE EQ	13,500.00	4,610.00	8,890.00	34%	-	0.00 %
001-210-522-30463	REPAIR & MAINT.-BUILDINGS & GR	31,500.00	1,166.00	30,334.00	4%	317.00	2.87 %
001-210-522-30464	REPAIR & MAINTENANCE-RADIO	6,300.00	165.00	6,135.00	3%	-	0.00 %
001-210-522-30465	COPIER PAYMENT	1,900.00	300.00	1,600.00	16%	451.00	24.91 %
001-210-522-30491	OTHER OPERATING EXPENSE	2,700.00	92.00	2,608.00	3%	473.00	40.63 %
001-210-522-30494	FIRE PREVENTION AND EDUCATION	6,300.00	407.00	5,893.00	6%	540.00	10.80 %
001-210-522-30511	OFFICE SUPPLIES-GENERAL	2,700.00	81.00	2,619.00	3%	120.00	19.32 %
001-210-522-30521	OPERATING MATERIALS & SUPPLIES	1,800.00	-	1,800.00	0%	35.00	2.68 %
001-210-522-30522	OPERATING SUPPLIES - UNIFORMS	3,600.00	91.00	3,509.00	3%	210.00	8.74 %
001-210-522-31000	OTHER OPERATING EXP -IT SUPPOR	9,500.00	2,375.01	7,124.99	25%	2,375.00	25.00 %
001-210-522-60641	OFFICE FURNITURE & EQUIPMENT	10,800.00	-	10,800.00	0%	5,000.00	90.09 %

CITY OF QUINCY, FL
 OPERATING EXPENSES FOR THE THREE (3) MONTHS ENDED DECEMBER 31, 2023 - BUDGET TO ACTUAL

G/L ACCT #	ACCOUNT DESCRIPTION	FY 2024 OPERATING BUDGET	FY 2024 3 MONTHS YTD OPERATING ACTUAL	FY 2024 OPERATING BUDGET BALANCE	FY 2024 3 MONTHS YTD OPERATING 25%	FY 2023 3 MONTHS YTD OPERATING ACTUAL	YTD 25% 2023
	TOTAL FIRE CONTROL ADM	405,550.00	79,058.01	326,491.99	19%	69,360.00	21.00-%
	FIRE CONTROL OPERATIONS						
001-230-522-10120	REGULAR SALARIES & WAGES	936,250.00	200,920.00	735,330.00	21%	189,588.00	21.20 %
001-230-522-10130	OTHER SALARIES & WAGES - P/T	21,296.00	5,344.00	15,952.00	25%	-	0.00 %
001-230-522-10140	OVERTIME	85,000.00	8,361.00	76,639.00	10%	14,937.00	46.67 %
001-230-522-10150	SPEC PAY-INCENTIVE,HOL,LV BUYB	30,020.00	7,925.00	22,095.00	26%	10,935.00	35.33 %
001-230-522-10210	FICA TAXES	82,052.00	16,571.00	65,481.00	20%	15,865.00	22.32 %
001-230-522-10220	RETIREMENT CONTRIBUTIONS	125,000.00	24,300.00	100,700.00	19%	72,487.00	28.83 %
001-230-522-10230	LIFE & HEALTH INSURANCE	218,900.00	45,528.00	173,372.00	21%	52,611.00	25.50 %
001-230-522-30345	VOLUNTEER FIREFIGHTER PROGRAM	15,300.00	-	15,300.00	0%	-	0.00 %
001-230-522-30402	TRAVEL EXPENSE	2,250.00	-	2,250.00	0%	-	0.00 %
001-230-522-30403	GASOLINE & DIESEL	18,000.00	4,919.00	13,081.00	27%	4,770.00	25.04 %
001-230-522-30404	OIL & GREASE	4,500.00	503.00	3,997.00	11%	15.00	1.11 %
001-230-522-30405	TIRES	7,650.00	-	7,650.00	0%	1,415.00	56.61 %
001-230-522-30406	VEHICLE PARTS ONLY	4,500.00	125.00	4,375.00	3%	5.00	0.85 %
001-230-522-30462	REPAIR & MAINT. - EQUIPMENT &	27,000.00	3,067.00	23,933.00	11%	4,328.00	19.40 %
001-230-522-30491	OTHER OPERATING EXPENSE	2,250.00	(119.00)	2,369.00	-5%	681.00	40.20 %
001-230-522-30493	TRAINING	18,000.00	-	18,000.00	0%	-	0.00 %
001-230-522-30511	OFFICE SUPPLIES	900.00	-	900.00	0%	52.00	8.45 %
001-230-522-30521	OPERATING MATERIALS & SUPPLIES	3,600.00	65.00	3,535.00	2%	425.00	14.06 %
001-230-522-30522	OPERATING SUPPLIES - UNIFORMS	67,500.00	2,688.00	64,812.00	4%	25,298.00	37.45 %
001-230-522-60644	EQUIPMENT	27,000.00	-	27,000.00	0%	-	0.00 %
	TOTAL FIRE CONTROL OPERATIONS	1,696,968.00	320,197.00	1,376,771.00	19%	393,412.00	24.00-%
	BUILDING & PLANNING						
001-284-515-10110	EXE SALARIES & WAGES	-	-	-	#DIV/0!	12,452.00	47.61 %
001-284-515-10120	REGULAR SALARIES & WAGES	122,552.00	26,899.00	95,653.00	22%	17,377.00	17.24 %
001-284-515-10140	OVERTIME	188.76	188.76	-	100%	-	0.00 %
001-284-515-10210	FICA TAXES	9,376.00	1,935.00	7,441.00	21%	2,152.00	26.81 %
001-284-515-10220	RETIREMENT CONTRIBUTIONS	14,706.00	3,111.00	11,595.00	21%	3,502.00	25.92 %
001-284-515-10230	LIFE & HEALTH INSURANCE	18,300.00	4,117.00	14,183.00	22%	4,728.00	27.72 %
001-284-515-30341	CONTRACTUAL SERVICES	7,200.00	6,589.00	611.00	92%	400.00	1.77 %
001-284-515-30343	PROFESSIONAL SERVICES	67,500.00	18,340.00	49,160.00	27%	7,650.00	11.05 %

CITY OF QUINCY, FL
 OPERATING EXPENSES FOR THE THREE (3) MONTHS ENDED DECEMBER 31, 2023 - BUDGET TO ACTUAL

GL_ACCT #	ACCOUNT DESCRIPTION	FY 2024 OPERATING BUDGET	FY 2024 3 MONTHS YTD OPERATING ACTUAL	FY 2024 OPERATING BUDGET BALANCE	FY 2024 3 MONTHS YTD OPERATING 25%	FY 2023 3 MONTHS YTD OPERATING ACTUAL	YTD 25% 2023
001-284-515-30402	TRAVEL EXPENSE	1,611.24	-	1,611.24	0%	-	0.00 %
001-284-515-30403	GAS & DIESEL	900.00	298.00	602.00	33%	362.00	34.66 %
001-284-515-30404	OIL & GREASE	180.00	-	180.00	0%	-	0.00 %
001-284-515-30405	TIRES	450.00	-	450.00	0%	-	0.00 %
001-284-515-30406	VEH PARTS ONLY	450.00	-	450.00	0%	-	0.00 %
001-284-515-30407	VEH REPAIRS	450.00	-	450.00	0%	-	0.00 %
001-284-515-30410	TELEPHONE	7,500.00	2,402.00	5,098.00	32%	1,734.00	19.28 %
001-284-515-30461	REPAIR & MAINT. OFFICE EQUIPME	2,250.00	1,427.00	823.00	63%	489.00	12.11 %
001-284-515-30491	OTHER OPERATING EXPENSE	2,700.00	-	2,700.00	0%	1,597.00	47.03 %
001-284-515-30493	TRAINING	2,700.00	701.00	1,999.00	26%	-	0.00 %
001-284-515-30500	ADVERTISEMENTS	1,800.00	-	1,800.00	0%	343.00	99.93 %
001-284-515-30511	OFFICE SUPPLIES GENERAL	900.00	-	900.00	0%	107.00	15.31 %
001-284-515-31000	OTHER OPERATING EXP - IT SUPPO	9,500.00	2,375.01	7,124.99	25%	2,375.00	25.00 %
	TOTAL BUILDING & PLANNING	271,214.00	68,382.77	202,831.23	25%	55,268.00	19.00-%
	RECREATIONAL ACTIVITY						
001-310-572-10110	EXE SALARIES & WAGES	54,388.00	12,047.00	42,341.00	22%	12,457.00	22.47 %
001-310-572-10120	REGULAR SALARIES & WAGES	260,018.00	57,906.00	202,112.00	22%	42,603.00	16.45 %
001-310-572-10130	OTHER SALARIES & WAGES - PT	30,000.00	5,586.00	24,414.00	19%	4,046.00	14.74 %
001-310-572-10140	OVERTIME	2,000.00	-	2,000.00	0%	-	0.00 %
001-310-572-10210	FICA TAXES	26,500.00	5,304.00	21,196.00	20%	4,179.00	17.06 %
001-310-572-10220	RETIREMENT CONTRIBUTIONS	37,728.00	7,999.00	29,729.00	21%	6,108.00	17.12 %
001-310-572-10230	LIFE & HEALTH INSURANCE	70,900.00	18,593.00	52,307.00	26%	13,928.00	20.53 %
001-310-572-30341	CONTRACTUAL SERVICES	1,800.00	-	1,800.00	0%	384.00	5.43 %
001-310-572-30402	TRAVEL EXPENSE	900.00	300.00	600.00	33%	-	0.00 %
001-310-572-30403	GAS & DIESEL	9,000.00	2,592.00	6,408.00	29%	2,331.00	21.18 %
001-310-572-30404	OIL & GREASE	900.00	397.00	503.00	44%	15.00	1.57 %
001-310-572-30405	TIRES	900.00	537.00	363.00	60%	116.00	17.90 %
001-310-572-30406	VEH PARTS ONLY	900.00	-	900.00	0%	138.00	20.24 %
001-310-572-30407	VEHICLE REPAIRS	900.00	389.00	511.00	43%	255.00	98.19 %
001-310-572-30410	TELEPHONE	13,000.00	2,591.00	10,409.00	20%	2,404.00	17.80 %
001-310-572-30440	RENTAL OF EQUIPMENT & BUILDING	900.00	880.00	20.00	98%	-	0.00 %
001-310-572-30462	REPAIR & MAINT-EQUIPMENT & TOO	1,900.00	1,004.00	896.00	53%	161.00	4.06 %
001-310-572-30491	OTHER OPERATING EXPENSES	9,000.00	5,325.00	3,675.00	59%	5,000.00	24.05 %

CITY OF QUINCY, FL
 OPERATING EXPENSES FOR THE THREE (3) MONTHS ENDED DECEMBER 31, 2023 - BUDGET TO ACTUAL

G/L_ACCT #	ACCOUNT DESCRIPTION	FY 2024 OPERATING BUDGET	FY 2024 3 MONTHS YTD OPERATING ACTUAL	FY 2024 OPERATING BUDGET BALANCE	FY 2024 3 MONTHS YTD OPERATING 25%	FY 2023 3 MONTHS YTD OPERATING ACTUAL	YTD 25% 2023
001-310-572-30492	MAINTENANCE OF TANYARD CREEK P	6,300.00	-	6,300.00	0%	1,526.00	21.91 %
001-310-572-30493	TRAINING	900.00	-	900.00	0%	-	0.00 %
001-310-572-30511	OFFICE SUPPLIES - GENERAL	900.00	242.00	658.00	27%	-	0.00 %
001-310-572-30521	OPERATING MATERIALS & SUPPLIES	3,150.00	2,179.00	971.00	69%	545.00	9.57 %
001-310-572-30522	OPERATING SUPPLIES - UNIFORMS	2,700.00	1,133.00	1,567.00	42%	466.00	7.71 %
001-310-572-30523	OPERATING SUP - CHEM	3,600.00	1,392.00	2,208.00	39%	1,184.00	15.22 %
001-310-572-30525	ATHLETIC EQUIPMENT - FOOTBALL	18,000.00	3,098.00	14,902.00	17%	15,715.00	60.10 %
001-310-572-30526	ATHLETIC EQUIP BASEBALL & SOFT	4,500.00	-	4,500.00	0%	-	0.00 %
001-310-572-30527	ATHLETIC EQUIPMENT - TRACK	5,400.00	327.00	5,073.00	6%	-	0.00 %
001-310-572-30528	ATHLETIC EQUIPMENT - BASKETBAL	13,400.00	970.00	12,430.00	7%	-	0.00 %
001-310-572-30529	ATHLETIC EQUIPMENT - OTHER	3,150.00	439.00	2,711.00	14%	1,025.00	99.19 %
001-310-572-30531	ATHLETIC EQUIPMENT - KICKBALL	2,700.00	-	2,700.00	0%	-	0.00 %
001-310-572-30532	ATHLETIC- CHEERLEADING	4,500.00	831.00	3,669.00	18%	-	0.00 %
001-310-572-30540	OTHER RECREATIONAL ACTIVITIES	6,300.00	5,316.00	984.00	84%	300.00	4.62 %
001-310-572-31000	OTHER OPERATING EXP - IT SUPPO	9,500.00	2,375.01	7,124.99	25%	2,375.00	25.00 %
	TOTAL RECREATIONAL ACTIVITY	606,634.00	139,752.01	466,881.99	23%	117,261.00	18.00-%
	PARKS						
001-440-572-30341	CONTRACTUAL SERVICES	9,000.00	3,633.00	5,367.00	40%	451.00	2.82 %
001-440-572-30391	PARKS & FACILITY	27,000.00	11,451.00	15,549.00	42%	2,408.00	5.22 %
001-440-572-30430	UTILITIES	41,000.00	13,597.00	27,403.00	33%	6,350.00	12.91 %
001-440-572-30462	REPAIR & MAINT -EQUIPMENT & TO	2,250.00	403.00	1,847.00	18%	157.00	9.77 %
001-440-572-30463	REPAIR & MAINTENANCE-BLDGS. &	9,000.00	1,660.00	7,340.00	18%	2,851.00	12.65 %
001-440-572-30491	OTHER OPERATING EXPENSES	900.00	-	900.00	0%	-	0.00 %
001-440-572-60642	VEHICLES	45,000.00	-	45,000.00	0%	-	0.00 %
001-440-572-60644	EQUIPMENT	5,850.00	-	5,850.00	0%	-	0.00 %
	TOTAL PARKS	140,000.00	30,744.00	109,256.00	22%	12,217.00	9.00-%
	PUBLIC WORKS ADM						
001-410-539-10110	EXE SALARIES & WAGES	48,048.00	10,543.00	37,505.00	22%	10,543.00	21.77 %
001-410-539-10120	REGULAR SALARIES & WAGES	16,640.00	5,861.00	10,779.00	35%	5,447.00	22.97 %
001-410-539-10140	OVERTIME	500.00	-	500.00	0%	-	0.00 %
001-410-539-10210	FICA TAXES	4,987.00	1,212.00	3,775.00	24%	1,141.00	21.71 %
001-410-539-10220	RETIREMENT CONTRIBUTIONS	5,766.00	1,220.00	4,546.00	21%	1,220.00	21.08 %

CITY OF QUINCY, FL
OPERATING EXPENSES FOR THE THREE (3) MONTHS ENDED DECEMBER 31, 2023 - BUDGET TO ACTUAL

G/L ACCT #	ACCOUNT DESCRIPTION	FY 2024 OPERATING BUDGET	FY 2024 3 MONTHS YTD OPERATING ACTUAL	FY 2024 OPERATING BUDGET BALANCE	FY 2024 3 MONTHS YTD OPERATING 25%	FY 2023 3 MONTHS YTD OPERATING ACTUAL	YTD 25% 2023
001-410-539-10230	LIFE & HEALTH INSURANCE	8,600.00	1,365.00	7,235.00	16%	2,614.00	33.13%
001-410-539-30410	TELEPHONE	7,770.00	1,368.00	6,402.00	18%	1,246.00	13.80%
001-410-539-30430	UTILITIES	62,000.00	20,445.00	41,555.00	33%	13,385.00	16.79%
001-410-539-30440	REPAIR & MAINT BUILDING	900.00	-	900.00	0%	90.00	10.16%
001-410-539-30491	OTHER OPERATING EXPENSE	3,600.00	304.00	3,296.00	8%	88.00	2.03%
001-410-539-30493	TRAINING	1,800.00	-	1,800.00	0%	-	0.00%
001-410-539-30511	OFFICE SUPPLIES	360.00	65.00	295.00	18%	-	0.00%
001-410-539-30521	OPERATING MATERIALS & SUPPLIES	2,700.00	282.00	2,418.00	10%	-	0.00%
001-410-539-30522	OPERATING EXPENSE - UNIFORMS	11,700.00	3,379.00	8,321.00	29%	2,088.00	21.03%
001-410-539-30524	OPERATING SUPPLIES - TOOLS	450.00	-	450.00	0%	-	0.00%
001-410-539-31000	OTHER OPERATING EXP - IT SUPPO	9,500.00	2,375.01	7,124.99	25%	2,375.00	25.00%
	TOTAL PUBLIC WORKS ADM	185,321.00	48,419.01	136,901.99	26%	40,237.00	19.00%
	ROADS & STREETS						
001-430-541-10110	SALARIES & WAGES	6,864.00	1,506.00	5,358.00	22%	1,506.00	21.03%
001-430-541-10120	REGULAR SALARIES & WAGES	432,595.00	90,575.00	342,020.00	21%	78,864.00	21.14%
001-430-541-10140	OVERTIME	6,000.00	1,876.00	4,124.00	31%	1,807.00	20.95%
001-430-541-10210	FICA TAXES	34,077.00	6,789.00	27,288.00	20%	5,814.00	20.94%
001-430-541-10220	RETIREMENT CONTRIBUTIONS	52,735.00	10,524.00	42,211.00	20%	9,085.00	20.37%
001-430-541-10230	LIFE & HEALTH INSURANCE	77,200.00	18,915.00	58,285.00	25%	18,984.00	25.75%
001-430-541-30403	GASOLINE & DIESEL	54,000.00	14,362.00	39,638.00	27%	16,058.00	24.76%
001-430-541-30462	REPAIR & MAINT - HEAVY EQUIPME	4,500.00	309.00	4,191.00	7%	217.00	5.11%
001-430-541-30491	OTHER OPERATING EXPENSE	360.00	64.00	296.00	18%	30.00	9.36%
001-430-541-30521	OPERATING MATERIALS & SUPPLIES	810.00	345.00	465.00	43%	603.00	73.52%
001-430-541-30524	OPERATING SUPPLIES - SMALL TOO	6,750.00	204.00	6,546.00	3%	-	0.00%
001-430-541-30530	ROAD MATERIALS & SUPPLIES	67,500.00	20,875.00	46,625.00	31%	14,298.00	22.29%
001-430-541-60634	STORM WATER FACILITIES	4,500.00	-	4,500.00	0%	-	0.00%
	TOTAL ROADS & STREETS	747,891.00	166,344.00	581,547.00	22%	147,266.00	26.00%
	CEMETERIES & GROUNDS						
001-431-542-10120	REGULAR SALARIES & WAGES	120,537.00	28,040.00	92,497.00	23%	25,068.00	21.89%
001-431-542-10140	OVERTIME	3,400.00	510.00	2,890.00	15%	770.00	23.78%
001-431-542-10210	FICA TAXES	9,482.00	2,052.00	7,430.00	22%	1,830.00	21.80%
001-431-542-10220	RETIREMENT CONTRIBUTIONS	14,464.00	3,185.00	11,279.00	22%	2,837.00	21.12%

CITY OF QUINCY, FL
 OPERATING EXPENSES FOR THE THREE (3) MONTHS ENDED DECEMBER 31, 2023 - BUDGET TO ACTUAL

GIL_ACCT #	ACCOUNT DESCRIPTION	FY 2024 OPERATING BUDGET	FY 2024 3 MONTHS YTD OPERATING ACTUAL	FY 2024 OPERATING BUDGET BALANCE	FY 2024 3 MONTHS YTD OPERATING 25%	FY 2023 3 MONTHS YTD OPERATING ACTUAL	YTD 25% 2023
001-431-542-10230	LIFE & HEALTH INSURANCE	24,000.00	5,869.00	18,131.00	24%	5,900.00	25.90 %
001-431-542-30521	OPERATING SUPPLIES	450.00	12.00	438.00	3%	22.00	21.56 %
	TOTAL CEMETERIES & GROUNDS	172,333.00	39,668.00	132,665.00	23%	36,427.00	22.00-%
	BUILDINGS & GROUNDS						
001-440-519-10120	REGULAR SALARIES & WAGES	176,407.00	38,974.00	137,433.00	22%	38,333.00	20.75 %
001-440-519-10130	OTHER SALARIES & WAGES - PT	1,300.00	-	1,300.00	0%	-	0.00 %
001-440-519-10140	OVERTIME	4,000.00	489.00	3,511.00	12%	1,051.00	7.21 %
001-440-519-10210	FICA TAXES	13,900.00	2,861.00	11,039.00	21%	2,805.00	12.16 %
001-440-519-10220	RETIREMENT CONTRIBUTIONS	21,169.00	4,445.00	16,724.00	21%	4,365.00	14.00 %
001-440-519-10230	LIFE & HEALTH INSURANCE	34,300.00	7,410.00	26,890.00	22%	8,716.00	21.55 %
001-440-519-30341	CONTRACTUAL SERVICES	13,500.00	1,323.00	12,177.00	10%	1,021.00	5.10 %
001-440-519-30463	REPAIR & MAINT.-BUILDINGS & GR	-	-	-	0%	4,905.00	28.85 %
001-440-519-30491	OTHER OPERATING EXPENSE	2,250.00	547.00	1,703.00	24%	429.00	4.61 %
	TOTAL BUILDINGS & GROUNDS	266,826.00	56,049.00	210,777.00	21%	61,625.00	18.00-%
	FLEET MAINTENANCE						
001-450-541-10120	REGULAR SALARIES & WAGES	66,423.00	8,506.00	57,917.00	13%	8,481.00	10.72 %
001-450-541-10140	OVERTIME	1,000.00	225.00	775.00	23%	98.00	9.84 %
001-450-541-10210	FICA TAXES	5,158.00	581.00	4,577.00	11%	572.00	9.33 %
001-450-541-10220	RETIREMENT CONTRIBUTIONS	7,971.00	990.00	6,981.00	12%	987.00	10.26 %
001-450-541-10230	LIFE & HEALTH INSURANCE	11,000.00	2,655.00	8,345.00	24%	2,555.00	22.47 %
001-450-541-30404	OIL & GREASE	1,350.00	980.00	370.00	73%	355.00	11.84 %
001-450-541-30405	TIRES	9,000.00	1,495.00	7,505.00	17%	1,394.00	12.68 %
001-450-541-30406	VEH PARTS ONLY	31,500.00	4,397.00	27,103.00	14%	4,835.00	11.51 %
001-450-541-30407	VEHICLE REPAIRS	18,000.00	1,044.00	16,956.00	6%	594.00	3.11 %
001-450-541-30491	OTHER OPER EXPENSE	6,750.00	573.00	6,177.00	8%	1,395.00	19.25 %
001-450-541-30522	OPERATING SUPPLIES - UNIFORMS	2,700.00	117.00	2,583.00	4%	-	0.00 %
001-450-541-60643	HEAVY EQUIPMENT	101,250.00	-	101,250.00	0%	-	0.00 %
	TOTAL FLEET MAINT	262,102.00	21,563.00	240,539.00	8%	21,266.00	11.00-%
	TOTAL GEN FUND EXPENDITURES	11,259,360.00	2,193,989.48	9,065,370.52	19%	2,821,849.00	25.00-%
	COMMUNITY REDEVELOPMENT AGENCY						

CITY OF QUINCY, FL
 OPERATING EXPENSES FOR THE THREE (3) MONTHS ENDED DECEMBER 31, 2023 - BUDGET TO ACTUAL

G/L ACCT #	ACCOUNT DESCRIPTION	FY 2024 OPERATING BUDGET	FY 2024 3 MONTHS YTD OPERATING ACTUAL	FY 2024 OPERATING BUDGET BALANCE	FY 2024 3 MONTHS YTD OPERATING 25%	FY 2023 3 MONTHS YTD OPERATING ACTUAL	YTD 25% 2023
002-250-552-10120	REGULAR SALARIES & WAGES	86,235.00	-	86,235.00	0%	785.00	0.91 %
002-250-552-10210	FICA	6,597.00	-	6,597.00	0%	-	0.00 %
002-250-552-10220	RETIREMENT CONTRIBUTIONS	10,348.00	-	10,348.00	0%	-	0.00 %
002-250-552-10230	LIFE & HEALTH INSURANCE	14,389.00	-	14,389.00	0%	-	0.00 %
002-250-552-30341	CONTRACTUAL SERVICES	6,180.00	1,420.00	4,760.00	23%	1,500.00	16.57 %
002-250-552-30343	PROFESSIONAL SERVICES	39,346.00	175.00	39,171.00	0%	350.00	1.04 %
002-250-552-30390	CONTINGENCIES - TANYARD CREEK	6,906.00	-	6,906.00	0%	-	0.00 %
002-250-552-30402	TRAVEL EXPENSES	515.00	-	515.00	0%	-	0.00 %
002-250-552-30403	GAS & DIESEL	258.00	-	258.00	0%	-	0.00 %
002-250-552-30410	TELEPHONE	2,266.00	-	2,266.00	0%	-	0.00 %
002-250-552-30490	BANK CHARGES	1,030.00	(3.00)	1,033.00	0%	75.00	7.54 %
002-250-552-30491	OTHER OPERATING EXPENSES	5,150.00	-	5,150.00	0%	-	0.00 %
002-250-552-30493	TRAINING	1,030.00	-	1,030.00	0%	-	0.00 %
002-250-552-30500	LEGAL ADS & RECORDINGS	1,545.00	-	1,545.00	0%	-	0.00 %
002-250-552-30512	POSTAGE	258.00	-	258.00	0%	-	0.00 %
002-250-552-30521	OPERATING SUPPLIES	7,725.00	711.00	7,014.00	9%	-	0.00 %
002-250-552-31000	OTHER OPERATING EXPENSE- IT SU	5,000.00	1,250.01	3,749.99	25%	1,250.00	25.00 %
002-250-552-32000	ADMINISTRATIVE SUPPORT SERVICE	20,000.00	5,003.00	14,997.00	25%	5,003.00	24.99 %
002-250-552-60000	SENIOR ENERGY EFF PROGRAM	103,000.00	-	103,000.00	0%	-	0.00 %
002-250-552-60010	BEAUTIFICATION PROJECTS	1,679.00	-	1,679.00	0%	-	0.00 %
002-250-552-60040	CRA CATALYST PROJECTS	712,879.00	197,916.00	514,963.00	28%	82,890.00	11.00 %
002-250-552-60641	OFFICE FURNITURE & EQUIPMENT	1,030.00	-	1,030.00	0%	-	0.00 %
	TOTAL CRA	1,033,366.00	206,472.01	826,893.99	20%	91,853.00	9.00-%
	TOTAL GOVERNMENTAL FUNDS	12,292,726.00	2,400,461.49	9,892,264.51	20%	2,913,702.00	
	ENTERPRISE FUND						
	FINANCIAL SERVICES						
400-271-513-10110	EXECUTIVE SALARIES & WAGES	68,552.00	-	68,552.00	0%	17,124.00	24.78 %
400-271-513-10120	REGULAR SALARIES & WAGES	174,516.00	38,211.00	136,305.00	22%	30,064.00	15.11 %
400-271-513-10210	FICA TAXES	19,168.00	2,673.00	16,495.00	14%	3,337.00	15.70 %
400-271-513-10220	RETIREMENT CONTRIBUTIONS	30,068.00	4,420.00	25,648.00	15%	5,497.00	16.49 %
400-271-513-10230	LIFE & HEALTH INSURANCE	37,400.00	7,974.00	29,426.00	21%	9,096.00	20.21 %
400-271-513-30341	CONTRACTUAL SERVICES	9,850.00	9,838.00	12.00	100%	478.00	3.74 %

CITY OF QUINCY, FL
 OPERATING EXPENSES FOR THE THREE (3) MONTHS ENDED DECEMBER 31, 2023 - BUDGET TO ACTUAL

G/L ACCT #	ACCOUNT DESCRIPTION	FY 2024 OPERATING BUDGET	FY 2024 3 MONTHS YTD OPERATING ACTUAL	FY 2024 OPERATING BUDGET BALANCE	FY 2024 3 MONTHS YTD OPERATING 25%	FY 2023 3 MONTHS YTD OPERATING ACTUAL	YTD 25% 2023
400-271-513-31000	OTHER OPERATING EXPENSE- IT SU	5,000.00	1,250.01	3,749.99	25%	1,250.00	25.00 %
	TOTAL FINANCIAL SERVICES	344,554.00	64,366.01	280,187.99	19%	66,846.00	17.00-%
	CUSTOMER SERVICES						
400-274-513-10110	EXE SALARIES & WAGES	46,987.00	10,481.00	36,506.00	22%	11,022.00	21.80 %
400-274-513-10120	REGULAR SALARIES & WAGES	95,680.00	20,657.00	75,023.00	22%	10,146.00	10.35 %
400-274-513-10140	OVERTIME	500.00	151.00	349.00	30%	-	0.00 %
400-274-513-10210	FICA TAXES	10,952.00	2,224.00	8,728.00	20%	1,466.00	12.24 %
400-274-513-10220	RETIREMENT CONTRIBUTION	17,120.00	3,555.00	13,565.00	21%	2,166.00	11.53 %
400-274-513-10230	LIFE & HEALTH INSURANCE	18,600.00	5,843.00	12,757.00	31%	2,337.00	9.21 %
400-274-513-30280	Credit Card Processing Charges	9,000.00	(1,952.00)	10,952.00	-22%	52,997.00	39.39 %
400-274-513-30341	CONTRACTUAL SERVICES	1,800.00	-	1,800.00	0%	4,529.00	94.36 %
400-274-513-30410	TELEPHONE	7,000.00	2,611.00	4,389.00	37%	1,852.00	18.95 %
400-274-513-30461	REPAIR & MAINTAIN OFFICE EQUIP	2,250.00	812.00	1,438.00	36%	451.00	12.07 %
400-274-513-30490	BANK CHARGES	900.00	-	900.00	0%	-	0.00 %
400-274-513-30491	OTHER OPERATING EXPENSES	5,400.00	-	5,400.00	0%	3,514.00	56.21 %
400-274-513-30493	TRAINING	360.00	-	360.00	0%	-	0.00 %
400-274-513-30495	Over or Under	900.00	523.00	377.00	58%	(107.00)	15.24-%
400-274-513-30511	OFFICE SUPPLIES-GENERAL	900.00	92.00	808.00	10%	-	0.00 %
400-274-513-31000	OTHER OPERATING EXPENSE IT SUP	5,000.00	1,250.01	3,749.99	25%	1,250.00	25.00 %
	TOTAL CUSTOMER SERVICES	223,349.00	46,247.01	177,101.99	21%	91,623.00	24.00-%
	SEWER ADMINISTRATION						
402-520-535-10110	EXE SALARIES & WAGES	14,797.00	3,238.00	11,559.00	22%	3,238.00	21.72 %
402-520-535-10120	REGULAR SALARIES & WAGES	47,595.00	10,432.00	37,163.00	22%	9,875.00	21.05 %
402-520-535-10140	OVERTIME	2,000.00	450.00	1,550.00	23%	444.00	21.67 %
402-520-535-10210	FICA TAXES	4,926.00	1,000.00	3,926.00	20%	960.00	21.10 %
402-520-535-10220	RETIREMENT CONTRIBUTIONS	7,487.00	1,593.00	5,894.00	21%	1,526.00	20.69 %
402-520-535-10230	LIFE & HEALTH INSURANCE	16,600.00	3,874.00	12,726.00	23%	3,730.00	26.19 %
402-520-535-30320	ACCOUNTING & AUDITING SERVICES	12,154.00	-	12,154.00	0%	-	0.00 %
402-520-535-30341	CONTRACTUAL SERVICES	6,660.00	1,392.00	5,268.00	21%	99.00	0.29 %
402-520-535-30343	PROFESSIONAL SERVICES	18,000.00	-	18,000.00	0%	7,357.00	71.15 %
402-520-535-30390	CONTINGENCY	43,577.00	6,309.00	37,268.00	14%	-	0.00 %
402-520-535-30402	TRAVEL EXPENSE	180.00	-	180.00	0%	-	0.00 %

CITY OF QUINCY, FL
OPERATING EXPENSES FOR THE THREE (3) MONTHS ENDED DECEMBER 31, 2023 - BUDGET TO ACTUAL

G/L_ACT #	ACCOUNT DESCRIPTION	FY 2024 OPERATING BUDGET	FY 2024 3 MONTHS YTD OPERATING ACTUAL	FY 2024 OPERATING BUDGET BALANCE	FY 2024 3 MONTHS YTD OPERATING 25%	FY 2023 3 MONTHS YTD OPERATING ACTUAL	YTD 25% 2023
402-520-535-30403	GAS & DIESEL	180.00	-	180.00	0%	-	0.00 %
402-520-535-30404	OIL & GREASE	360.00	-	360.00	0%	-	0.00 %
402-520-535-30405	TIRES	180.00	-	180.00	0%	-	0.00 %
402-520-535-30410	TELEPHONE	8,000.00	1,449.00	6,551.00	18%	1,752.00	19.49 %
402-520-535-30440	RENTALS & LEASES	311.00	-	311.00	0%	-	0.00 %
402-520-535-30451	INSURANCE - PROPERTY LIABILITY	72,750.00	18,185.00	54,565.00	25%	27,217.00	47.15 %
402-520-535-30465	COPIER REPAIRS	1,800.00	-	1,800.00	0%	-	0.00 %
402-520-535-30490	BANK CHARGES	900.00	-	900.00	0%	9.00	50.00 %
402-520-535-30491	OTHER OPERATING EXPENSE	1,800.00	158.00	1,642.00	9%	710.00	17.64 %
402-520-535-30511	OFFICE SUPPLIES	270.00	-	270.00	0%	-	0.00 %
402-520-535-30521	OPERATING SUPPLIES	120.00	-	120.00	0%	-	0.00 %
402-520-535-30522	OPERATING SUPPLIES - UNIFORMS	224.00	49.00	175.00	22%	48.00	17.91 %
402-520-535-31000	OTHER OPERATING EXP - IT SUPPO	9,500.00	2,375.01	7,124.99	25%	2,375.00	25.00 %
402-520-535-70031	2020A BOND DEBT SERVICE PRINCI	103,284.00	51,376.00	51,908.00	50%	50,329.00	49.74 %
402-520-535-70032	2020A BOND DEBT SERVICE INTERE	15,243.00	7,359.00	7,884.00	48%	8,406.00	51.59 %
402-520-535-70113	2021 BOND DEBT SERVICE PRINCIP	30,622.00	15,248.00	15,374.00	50%	15,000.00	49.79 %
402-520-535-70114	2021 BOND DEBT SERVICE INTERES	8,219.00	4,172.00	4,047.00	51%	4,421.00	50.71 %
402-520-535-70733	DEBT SERVICE SRL 641090 PRINCI	13,258.00	6,594.00	6,664.00	50%	6,455.00	49.73 %
402-520-535-70734	DEBT SERVICE SRL 641090 INTERE	4,698.00	2,384.00	2,314.00	51%	2,523.00	50.69 %
402-520-535-70735	DEBT SERVICE SRL 200100 PRINCI	24,041.00	-	24,041.00	0%	-	0.00 %
402-520-535-70736	DEBT SERVICE SRL 200100 INTERE	3,164.00	-	3,164.00	0%	-	0.00 %
402-520-535-70741	DEBT SERVICE SOLAR ARRAY PRINC	26,376.00	17,884.00	8,492.00	68%	-	0.00 %
402-520-535-70742	DEBT SERVICE SOLAR ARRAY INT	2,638.00	1,789.00	849.00	68%	-	0.00 %
402-520-535-90990	TRANSFER OF PROFIT	234,053.00	58,513.26	175,539.74	25%	27,879.00	24.99 %
402-520-535-90992	TRANSFER TO LANDFILL	45,000.00	11,250.00	33,750.00	25%	-	0.00 %
402-520-535-91000	BUSINESS ACTIVITY SHARED EXP	45,424.00	11,355.99	34,068.01	25%	15,382.00	24.99 %
	TOTAL SEWER ADM	826,391.00	238,429.26	587,961.74	29%	189,735.00	29.00-%
	SEWER TREATMENT						
402-531-535-30341	CONTRACTUAL SERVICES	901,000.00	230,061.00	670,939.00	26%	220,484.00	23.83 %
402-531-535-30430	UTILITIES	153,931.00	33,861.00	120,070.00	22%	30,432.00	15.91 %
402-531-535-30466	REPAIR & MAINTENANCE - PLANT	1,800.00	-	1,800.00	0%	425.00	99.96 %
402-531-535-30491	OTHER OPERATING EXPENSE	1,800.00	-	1,800.00	0%	5,500.00	100.00 %
	TOTAL SEWER TREATMENT	1,058,531.00	263,922.00	794,609.00	25%	256,841.00	23.00-%

CITY OF QUINCY, FL
OPERATING EXPENSES FOR THE THREE (3) MONTHS ENDED DECEMBER 31, 2023 - BUDGET TO ACTUAL

G/L ACCT #	ACCOUNT DESCRIPTION	FY 2024 OPERATING BUDGET	FY 2024 3 MONTHS YTD OPERATING ACTUAL	FY 2024 OPERATING BUDGET BALANCE	FY 2024 3 MONTHS YTD OPERATING 25%	FY 2023 3 MONTHS YTD OPERATING ACTUAL	YTD 25% 2023
	SEWER DISTRIBUTION						
402-540-535-10120	REGULAR SALARIES & WAGES	118,464.00	23,505.00	94,959.00	20%	18,554.00	20.83 %
402-540-535-10140	OVERTIME	7,844.00	3,390.00	4,454.00	43%	1,871.00	14.64 %
402-540-535-10210	FICA TAXES	9,663.00	1,906.00	7,757.00	20%	1,427.00	19.67 %
402-540-535-10220	RETIREMENT CONTRIBUTIONS	14,216.00	2,598.00	11,618.00	18%	1,895.00	18.12 %
402-540-535-10230	LIFE & HEALTH INSURANCE	27,400.00	6,711.00	20,689.00	24%	6,258.00	25.90 %
402-540-535-30312	ENGINEERING STUDY	1,818.00	-	1,818.00	0%	-	0.00 %
402-540-535-30341	CONTRACTUAL SERVICES	2,610.00	-	2,610.00	0%	-	0.00 %
402-540-535-30401	AUTO EXPENSE	450.00	-	450.00	0%	-	0.00 %
402-540-535-30403	GASOLINE & DIESEL	2,430.00	1,449.00	981.00	60%	939.00	24.80 %
402-540-535-30404	OIL & GREASE	1,077.00	-	1,077.00	0%	-	0.00 %
402-540-535-30405	TIRES	1,244.00	-	1,244.00	0%	24.00	10.23 %
402-540-535-30406	AUTO PARTS	968.00	536.00	432.00	55%	80.00	7.97 %
402-540-535-30407	VEHICLE REPAIRS-PARTS AND LABO	5,490.00	-	5,490.00	0%	-	0.00 %
402-540-535-30462	REPAIR & MAINT.-EQUIPMENT & TO	1,476.00	58.00	1,418.00	4%	1,053.00	72.13 %
402-540-535-30467	MAINTENANCE OF MAINS & LINES	92,408.00	-	92,408.00	0%	4,308.00	11.83 %
402-540-535-30491	OTHER OPERATING EXPENSE	270.00	-	270.00	0%	-	0.00 %
402-540-535-30521	OPERATING SUPPLIES	219.00	-	219.00	0%	-	0.00 %
402-540-535-30522	OPERATING SUPPLIES - UNIFORMS	1,985.00	438.00	1,547.00	22%	435.00	21.62 %
402-540-535-60644	EQUIPMENT	9,000.00	26,754.00	(17,754.00)	297%	-	0.00 %
	TOTAL SEWER DISTRIBUTION	299,032.00	67,345.00	231,687.00	23%	36,844.00	6.00-%
	TOTAL SEWER FUND	2,183,954.00	569,696.26	1,614,257.74	26%	483,420.00	17.00-%
	ELECTRIC ADMINISTRATION						
403-520-531-10110	EXE SALARIES & WAGES	29,594.00	6,477.00	23,117.00	22%	5,680.00	19.57 %
403-520-531-10120	REGULAR SALARIES & WAGES	97,791.00	9,524.00	88,267.00	10%	9,524.00	19.27 %
403-520-531-10140	OVERTIME	1,030.00	-	1,030.00	0%	-	0.00 %
403-520-531-10210	FICA TAXES	9,824.00	1,186.00	8,638.00	12%	1,238.00	20.43 %
403-520-531-10220	RETIREMENT CONTRIBUTIONS	15,286.00	1,863.00	13,423.00	12%	1,671.00	18.16 %
403-520-531-10230	LIFE & HEALTH INSURANCE	14,300.00	2,473.00	11,827.00	17%	2,337.00	27.99 %
403-520-531-30320	ACCOUNTING & AUDITING SERVICES	26,518.00	-	26,518.00	0%	-	0.00 %
403-520-531-30341	CONTRACTUAL SERVICES	58,500.00	10,850.00	47,650.00	19%	10,349.00	17.21 %

CITY OF QUINCY, FL
OPERATING EXPENSES FOR THE THREE (3) MONTHS ENDED DECEMBER 31, 2023 - BUDGET TO ACTUAL

GL_ACCT #	ACCOUNT DESCRIPTION	FY 2024 OPERATING BUDGET	FY 2024 3 MONTHS YTD OPERATING ACTUAL	FY 2024 OPERATING BUDGET BALANCE	FY 2024 3 MONTHS YTD OPERATING 25%	FY 2023 3 MONTHS YTD OPERATING ACTUAL	YTD 25% 2023
403-520-531-30343	PROFESSIONAL SERVICES	18,000.00	2,225.00	15,775.00	12%	13,137.00	42.37 %
403-520-531-30370	PURCHASED ELECTRIC	7,690,752.00	1,399,080.00	6,291,672.00	18%	2,162,473.00	22.31 %
403-520-531-30390	CONTINGENCY	151,562.00	-	151,562.00	0%	-	0.00 %
403-520-531-30402	TRAVEL EXPENSE	1,800.00	-	1,800.00	0%	-	0.00 %
403-520-531-30403	GASOLINE & DIESEL	18,000.00	4,383.00	13,617.00	24%	3,416.00	13.66 %
403-520-531-30404	OIL & GREASE	225.00	99.00	126.00	44%	-	0.00 %
403-520-531-30405	TIRES	360.00	165.00	195.00	46%	-	0.00 %
403-520-531-30406	VEHICLE PARTS ONLY	450.00	434.00	16.00	96%	-	0.00 %
403-520-531-30407	VEHICLE REPAIRS	180.00	-	180.00	0%	-	0.00 %
403-520-531-30410	TELEPHONE	7,000.00	2,407.00	4,593.00	34%	1,429.00	19.51 %
403-520-531-30440	RENTALS/LEASES	6,930.00	585.00	6,345.00	8%	-	0.00 %
403-520-531-30451	INSURANCE - PROPERTY LIABILITY	280,607.00	70,141.00	210,466.00	25%	104,981.00	47.15 %
403-520-531-30462	REPAIR & MAINT-EQUIPMENT & TO	900.00	-	900.00	0%	327.00	10.88 %
403-520-531-30465	COPIER PAYMENT	1,800.00	-	1,800.00	0%	-	0.00 %
403-520-531-30491	OTHER OPERATING EXPENSE	7,200.00	1,871.00	5,329.00	26%	6,702.00	58.71 %
403-520-531-30493	TRAINING	12,623.00	-	12,623.00	0%	53.00	0.37 %
403-520-531-30500	LEGAL ADS & RECORDING	1,350.00	42.00	1,308.00	3%	315.00	14.92 %
403-520-531-30511	OFFICE SUPPLIES	517.00	104.00	413.00	20%	220.00	38.25 %
403-520-531-30512	POSTAGE	24,300.00	8.00	24,292.00	0%	25.00	0.09 %
403-520-531-30521	OPERATING SUPPLIES	390.00	-	390.00	0%	-	0.00 %
403-520-531-30522	OPERATING SUPPLIES - UNIFORMS	1,350.00	146.00	1,204.00	11%	145.00	8.20 %
403-520-531-30540	DUES, PUBLICATION, & MEMBERSHI	41,400.00	35,148.00	6,252.00	85%	22,738.00	49.42 %
403-520-531-30580	STATE ASSESSMENT TAXES	2,160.00	1,044.00	1,116.00	48%	-	0.00 %
403-520-531-30591	UNCLAIMED PROPERTY UTILITY REF	4,500.00	-	4,500.00	0%	-	0.00 %
403-520-531-31000	OTHER OPERATING EXP - IT SUPPO	138,856.00	34,713.93	104,142.07	25%	8,497.00	24.99 %
403-520-531-70031	2020A BOND DEBT SERVICE PRINCI	206,568.00	102,752.00	103,816.00	50%	100,658.00	49.74 %
403-520-531-70032	2020A BOND DEBT SERVICE INTERE	30,487.00	14,717.00	15,770.00	48%	16,812.00	51.59 %
403-520-531-70113	2021 BOND DEBT SERVICE PRINCIP	143,687.00	71,549.00	72,138.00	50%	70,382.00	49.79 %
403-520-531-70114	2021 BOND DEBT SERVICE INTERES	38,567.00	19,579.00	18,988.00	51%	20,745.00	50.70 %
403-520-531-90990	TRANSFER OF PROFIT	3,949,918.00	537,479.49	3,412,438.51	14%	1,152,564.00	24.78 %
403-520-531-90990	BUSINESS ACTIVITY SHARED EXP	374,750.00	93,687.81	281,062.19	25%	115,928.00	25.00 %
403-520-531-91000	TOTAL ELECTRIC ADM	13,410,032.00	2,424,733.23	10,985,298.77	18%	3,832,346.00	24.00-%
	ELECTRIC DISTRIBUTION						

CITY OF QUINCY, FL
OPERATING EXPENSES FOR THE THREE (3) MONTHS ENDED DECEMBER 31, 2023 - BUDGET TO ACTUAL

G/L ACCT #	ACCOUNT DESCRIPTION	FY 2024 OPERATING BUDGET	FY 2024 3 MONTHS YTD OPERATING ACTUAL	FY 2024 OPERATING BUDGET BALANCE	FY 2024 3 MONTHS YTD OPERATING 25%	FY 2023 3 MONTHS YTD OPERATING ACTUAL	YTD 25% 2023
403-591-531-10120	REGULAR SALARIES & WAGES	456,063.00	94,070.00	361,993.00	21%	82,033.00	19.72 %
403-591-531-10140	OVERTIME	12,000.00	1,855.00	10,145.00	15%	3,187.00	27.27 %
403-591-531-10210	FICA TAXES	35,807.00	6,736.00	29,071.00	19%	6,087.00	20.01 %
403-591-531-10220	RETIREMENT CONTRIBUTIONS	56,168.00	10,568.00	45,600.00	19%	9,006.00	18.76 %
403-591-531-10230	LIFE & HEALTH INSURANCE	100,900.00	24,507.00	76,393.00	24%	22,509.00	26.33 %
403-591-531-30341	CONTRACTUAL SERVICES	45,000.00	1,100.00	43,900.00	2%	-	0.00 %
403-591-531-30403	GASOLINE & DIESEL	11,867.00	7,912.00	3,955.00	67%	9,511.00	29.36 %
403-591-531-30404	OIL & GREASE	1,145.00	-	1,145.00	0%	216.00	9.49 %
403-591-531-30405	TIRES	2,250.00	66.00	2,184.00	3%	279.00	7.28 %
403-591-531-30406	PARTS	2,700.00	394.00	2,306.00	15%	(1,926.00)	57.69 %
403-591-531-30407	VEHICLE REPAIRS-LABOR & PARTS	18,000.00	4,919.00	13,081.00	27%	10,600.00	30.99 %
403-591-531-30430	UTILITIES	61,000.00	13,946.00	47,054.00	23%	12,229.00	19.26 %
403-591-531-30440	RENTALS / LEASES	1,800.00	-	1,800.00	0%	-	0.00 %
403-591-531-30461	REPAIR & MAINT - OFFICE EQUIPM	225.00	-	225.00	0%	-	0.00 %
403-591-531-30462	REPAIR & MAINT - EQUIPMENT & T	5,400.00	1,699.00	3,701.00	31%	5,736.00	75.57 %
403-591-531-30467	REPAIR & MAINT-MAINS & LINES	13,500.00	-	13,500.00	0%	-	0.00 %
403-591-531-30468	REPAIR & MAINTENANCE - SERVICE	3,703.00	911.00	2,792.00	25%	1,200.00	29.17 %
403-591-531-30469	CONTRACTUAL TREE TRIMMING & LI	16,561.00	-	16,561.00	0%	-	0.00 %
403-591-531-30491	OTHER OPERATING EXPENSES	28,800.00	1,380.00	27,420.00	5%	634.00	2.63 %
403-591-531-30521	OPERATING SUPPLIES	268.00	(1,178.00)	1,446.00	-440%	(98.00)	36.53 %
403-591-531-30522	OPERATING SUPPLIES - UNIFORMS	15,785.00	3,544.00	12,241.00	22%	3,552.00	21.05 %
403-591-531-60635	STREET LIGHTS	27,000.00	-	27,000.00	0%	-	0.00 %
403-591-531-60636	SIGNALIZATION	40,500.00	796.00	39,704.00	2%	1,653.00	4.87 %
403-591-531-70733	BUCKET TRUCKS LOAN PRINCIPAL	101,996.00	-	101,996.00	0%	-	0.00 %
403-591-531-70734	BUCKET TRUCK LOAN INTEREST	1,986.00	-	1,986.00	0%	-	0.00 %
	TOTAL ELECTRIC DISTRIBUTION	1,060,424.00	173,225.00	887,199.00	16%	166,408.00	13.00-%
	ELECTRIC WAREHOUSE						
403-502-531-10120	REGULAR SALARIES & WAGES	34,078.00	7,542.00	26,536.00	22%	7,534.00	21.89 %
403-502-531-10140	OVERTIME	1,500.00	209.00	1,291.00	14%	257.00	22.42 %
403-502-531-10210	FICA TAXES	2,722.00	525.00	2,197.00	19%	524.00	21.67 %
403-502-531-10220	RETIREMENT CONTRIBUTIONS	4,089.00	866.00	3,223.00	21%	865.00	21.15 %
403-502-531-10230	LIFE & HEALTH INSURANCE	8,600.00	1,879.00	6,721.00	22%	1,809.00	27.74 %
403-502-531-30430	UTILITIES	2,903.00	838.00	2,065.00	29%	649.00	19.09 %

CITY OF QUINCY, FL
OPERATING EXPENSES FOR THE THREE (3) MONTHS ENDED DECEMBER 31, 2023 - BUDGET TO ACTUAL

G/L ACCT #	ACCOUNT DESCRIPTION	FY 2024 OPERATING BUDGET	FY 2024 3 MONTHS YTD OPERATING ACTUAL	FY 2024 OPERATING BUDGET BALANCE	FY 2024 3 MONTHS YTD OPERATING 25%	FY 2023 3 MONTHS YTD OPERATING ACTUAL	YTD 25% 2023
403-502-531-30461	R/M-OFFICE EQUIPMENT	134.00	-	134.00	0%	-	0.00 %
403-502-531-30462	REPAIR & MAINT - EQUIP AND TOO	900.00	-	900.00	0%	257.00	7.34 %
403-502-531-30463	REPAIR & MAINT - BLDG AND GROU	900.00	-	900.00	0%	90.00	11.46 %
403-502-531-30490	BANK CHARGES	900.00	-	900.00	0%	-	0.00 %
403-502-531-30491	OTHER OPERATING EXPENSE	270.00	-	270.00	0%	72.00	23.92 %
403-502-531-30521	OPERATING SUPPLIES	1,270.00	55.00	1,215.00	4%	-	0.00 %
403-502-531-30522	OPERATING SUPPLIES - UNIFORMS	650.00	146.00	504.00	22%	131.00	17.53 %
	TOTAL ELECTRIC WAREHOUSE	58,916.00	12,060.00	46,856.00	20%	12,188.00	20.00-%
	LINE CLEARING- ELECTRIC						
403-539-531-10120	REGULAR SALARIES & WAGES - LIN	157,798.00	36,519.00	121,279.00	23%	36,072.00	21.72 %
403-539-531-10140	OVERTIME - LINE CLEARING CREW	30,900.00	2,971.00	27,929.00	10%	4,718.00	17.03 %
403-539-531-10210	FICA TAXES - LINE CLEARING CRE	14,435.00	2,811.00	11,624.00	19%	2,920.00	20.94 %
403-539-531-10220	RETIREMENT CONTRIBUTIONS - LIN	22,644.00	4,004.00	18,640.00	18%	3,949.00	21.04 %
403-539-531-10230	LIFE & HEALTH INS - LINE CLEAR	42,900.00	9,535.00	33,365.00	22%	9,191.00	27.88 %
403-539-531-30341	CONTRACTUAL SERVICES	49,208.00	-	49,208.00	0%	-	0.00 %
403-539-531-30343	PROFESSIONAL SERVICES	49,500.00	2,933.00	46,567.00	6%	9,358.00	22.00 %
403-539-531-30469	CONTRACTUAL SRVC TREE TRIMMING	60,000.00	47,117.00	12,883.00	79%	-	0.00 %
	TOTAL LINE CLEARING	427,385.00	105,890.00	321,495.00	25%	66,208.00	13.00-%
	TOTAL ELECTRIC FUND	14,956,757.00	2,715,908.23	12,240,848.77	18%	4,077,150.00	23.00-%
	WATER ADMINISTRATION						
404-520-533-10110	EXE SALARIES & WAGES	14,797.00	3,238.00	11,559.00	22%	3,238.00	21.72 %
404-520-533-10120	REGULAR SALARIES & WAGES	47,595.00	10,431.00	37,164.00	22%	16,496.00	25.37 %
404-520-533-10140	OVERTIME	3,659.00	449.00	3,210.00	12%	1,799.00	35.35 %
404-520-533-10210	FICA TAXES	5,053.00	1,000.00	4,053.00	20%	1,522.00	25.16 %
404-520-533-10220	RETIREMENT CONTRIBUTIONS	7,487.00	1,592.00	5,895.00	21%	2,214.00	23.64 %
404-520-533-10230	LIFE & HEALTH INSURANCE	21,400.00	3,873.00	17,527.00	18%	5,478.00	28.94 %
404-520-533-30320	ACCOUNTING & AUDITING SERVICES	12,154.00	-	12,154.00	0%	-	0.00 %
404-520-533-30341	CONTRACTUAL SERVICES	6,559.00	1,392.00	5,167.00	21%	1,089.00	10.12 %
404-520-533-30343	PROFESSIONAL SERVICES	433.00	-	433.00	0%	90.00	100.00 %
404-520-533-30390	CONTINGENCY	51,927.00	-	51,927.00	0%	-	0.00 %
404-520-533-30402	TRAVEL EXPENSE	180.00	-	180.00	0%	-	0.00 %

CITY OF QUINCY, FL
 OPERATING EXPENSES FOR THE THREE (3) MONTHS ENDED DECEMBER 31, 2023 - BUDGET TO ACTUAL

GL_ACCT #	ACCOUNT DESCRIPTION	FY 2024 OPERATING BUDGET	FY 2024 3 MONTHS YTD OPERATING ACTUAL	FY 2024 OPERATING BUDGET BALANCE	FY 2024 3 MONTHS YTD OPERATING 25%	FY 2023 3 MONTHS YTD OPERATING ACTUAL	YTD 25% 2023
404-520-533-30404	OIL & GREASE	90.00	-	90.00	0%	-	0.00 %
404-520-533-30405	TIRES	360.00	-	360.00	0%	-	0.00 %
404-520-533-30410	TELEPHONE	2,000.00	328.00	1,672.00	16%	303.00	15.63 %
404-520-533-30440	RENTALS & LEASES	498.00	-	498.00	0%	-	0.00 %
404-520-533-30451	INSURANCE - PROPERTY LIABILITY	83,143.00	20,783.00	62,360.00	25%	31,105.00	47.15 %
404-520-533-30465	COPIER REPAIRS	1,800.00	-	1,800.00	0%	-	0.00 %
404-520-533-30490	BANK CHARGES	900.00	-	900.00	0%	-	0.00 %
404-520-533-30491	OTHER OPERATING EXPENSE	1,800.00	158.00	1,642.00	9%	710.00	40.13 %
404-520-533-30493	TRAINING	900.00	-	900.00	0%	-	0.00 %
404-520-533-30501	PERMITS & FEES	78.00	-	78.00	0%	-	0.00 %
404-520-533-30511	OFFICE SUPPLIES	187.00	-	187.00	0%	-	0.00 %
404-520-533-30521	OPERATING SUPPLIES	270.00	-	270.00	0%	-	0.00 %
404-520-533-30522	OPERATING SUPPLIES - UNIFORMS	225.00	49.00	176.00	22%	48.00	17.91 %
404-520-533-31000	OTHER OPERATING EXP - IT SUPPO	9,500.00	2,375.01	7,124.99	25%	2,375.00	25.00 %
404-520-533-70031	2020A BOND SERVICE PRINCIPAL	103,284.00	51,376.00	51,908.00	50%	50,329.00	49.74 %
404-520-533-70032	2020A BOND DEBT SERVICE INTERE	15,244.00	7,359.00	7,885.00	48%	8,406.00	51.59 %
404-520-533-70113	2021 BOND DEBT SERVICE PRINCIP	30,622.00	15,248.00	15,374.00	50%	15,000.00	49.79 %
404-520-533-70114	2021 BOND DEBT SERVICE INTERES	8,219.00	4,172.00	4,047.00	51%	4,421.00	50.71 %
404-520-533-70722	2020C FDEP BBT PRINCIPAL	150,239.00	74,725.00	75,514.00	50%	73,173.00	49.73 %
404-520-533-70723	2020C FDEP BBT INTEREST	32,191.00	16,490.00	15,701.00	51%	18,042.00	51.09 %
404-520-533-90990	TRANSFER OF PROFIT	622,466.00	155,616.24	466,849.76	25%	103,421.00	25.00 %
404-520-533-91000	BUSINESS ACTIVITY SHARED EXP	45,424.00	11,355.99	34,068.01	25%	24,639.00	25.00 %
	TOTAL WATER ADM	1,280,684.00	382,010.24	898,673.76	30%	363,898.00	30.00-%
	WATER TREATMENT						
404-530-533-30341	CONTRACTUAL SERVICES	382,000.00	95,635.00	286,365.00	25%	92,118.00	23.45 %
404-530-533-30430	UTILITIES	105,000.00	6,745.00	98,255.00	6%	25,185.00	18.94 %
404-530-533-30466	REPAIR & MAINTENANCE - PLANT	1,800.00	-	1,800.00	0%	-	0.00 %
404-530-533-30469	REPAIR & MAINT RESERVOIRS	2,340.00	-	2,340.00	0%	-	0.00 %
	TOTAL WATER TREATMENT	491,140.00	102,380.00	388,760.00	21%	117,303.00	21.00-%
	WATER DISTRIBUTION						
404-539-533-10120	REGULAR SALARIES & WAGES	118,464.00	23,504.00	94,960.00	20%	18,554.00	20.83 %
404-539-533-10140	OVERTIME	8,137.00	3,388.00	4,749.00	42%	1,871.00	14.64 %

CITY OF QUINCY, FL
 OPERATING EXPENSES FOR THE THREE (3) MONTHS ENDED DECEMBER 31, 2023 - BUDGET TO ACTUAL

G/L ACCT #	ACCOUNT DESCRIPTION	FY 2024 OPERATING BUDGET	FY 2024 3 MONTHS YTD OPERATING ACTUAL	FY 2024 OPERATING BUDGET BALANCE	FY 2024 3 MONTHS YTD OPERATING 25%	FY 2023 3 MONTHS YTD OPERATING ACTUAL	YTD 25% 2023
404-539-533-10210	FICA TAXES	9,685.00	1,905.00	7,780.00	20%	1,427.00	19.67 %
404-539-533-10220	RETIREMENT CONTRIBUTIONS	14,216.00	2,598.00	11,618.00	18%	1,895.00	18.13 %
404-539-533-10230	LIFE & HEALTH INSURANCE	27,200.00	6,711.00	20,489.00	25%	6,258.00	25.82 %
404-539-533-30403	GASOLINE & DIESEL	1,800.00	1,083.00	717.00	60%	1,731.00	25.03 %
404-539-533-30404	OIL & GREASE	360.00	-	360.00	0%	-	0.00 %
404-539-533-30405	TIRES	1,080.00	-	1,080.00	0%	26.00	7.72 %
404-539-533-30406	AUTO PARTS	990.00	-	990.00	0%	281.00	42.13 %
404-539-533-30407	VEHICLE REPAIRS-PARTS AND LABO	1,086.00	-	1,086.00	0%	-	0.00 %
404-539-533-30462	REPAIR & MAINT.-EQUIPMENT & TO	734.00	318.00	416.00	43%	162.00	17.17 %
404-539-533-30467	REPAIR & MAINT.-MAINS & LINES	58,208.00	-	58,208.00	0%	3,945.00	3.61 %
404-539-533-30468	REPAIR & MAINT.-SERVICES	10,980.00	-	10,980.00	0%	-	0.00 %
404-539-533-30491	OTHER OPERATING EXPENSE	274.00	-	274.00	0%	-	0.00 %
404-539-533-30521	OPERATING SUPPLIES	450.00	-	450.00	0%	-	0.00 %
404-539-533-30522	OPERATING SUPPLIES - UNIFORMS	1,800.00	438.00	1,362.00	24%	435.00	21.62 %
	TOTAL WATER DISTRIBUTION	255,464.00	39,945.00	215,519.00	16%	36,585.00	12.00-%
	TOTAL WATER FUND	2,027,288.00	524,335.24	604,279.00	26%	517,786.00	25.00-%
	GAS ADMINISTRATION						
405-520-532-10110	EXE SALARIES & WAGES	14,797.00	3,238.00	11,559.00	22%	3,238.00	18.03 %
405-520-532-10120	REGULAR SALARIES & WAGES	21,897.00	4,762.00	17,135.00	22%	5,288.00	20.30 %
405-520-532-10140	OVERTIME	1,500.00	-	1,500.00	0%	-	0.00 %
405-520-532-10210	FICA TAXES	2,922.00	593.00	2,329.00	20%	630.00	17.91 %
405-520-532-10220	RETIREMENT CONTRIBUTIONS	4,403.00	931.00	3,472.00	21%	985.00	17.84 %
405-520-532-10230	LIFE & HEALTH INSURANCE	8,000.00	1,236.00	6,764.00	15%	1,339.00	17.96 %
405-520-532-30320	ACCOUNTING & AUDITING SERVICES	12,117.00	-	12,117.00	0%	-	0.00 %
405-520-532-30341	CONTRACTUAL SERVICES	8,168.00	3,002.00	5,166.00	37%	99.00	1.08 %
405-520-532-30343	PROFESSIONAL SERVICES	7,380.00	-	7,380.00	0%	-	0.00 %
405-520-532-30380	PURCHASED GAS	925,000.00	210,387.00	714,613.00	23%	330,698.00	25.43 %
405-520-532-30390	CONTINGENCY	5,954.00	-	5,954.00	0%	-	0.00 %
405-520-532-30402	TRAVEL EXPENSE	180.00	-	180.00	0%	-	0.00 %
405-520-532-30403	GAS & DIESEL	450.00	-	450.00	0%	-	0.00 %
405-520-532-30404	OIL & GREASE	90.00	-	90.00	0%	-	0.00 %
405-520-532-30405	TIRES	90.00	21.00	69.00	23%	-	0.00 %

CITY OF QUINCY, FL
OPERATING EXPENSES FOR THE THREE (3) MONTHS ENDED DECEMBER 31, 2023 - BUDGET TO ACTUAL

G/L ACCT #	ACCOUNT DESCRIPTION	FY 2024 OPERATING BUDGET	FY 2024 3 MONTHS YTD OPERATING ACTUAL	FY 2024 OPERATING BUDGET BALANCE	FY 2024 3 MONTHS YTD OPERATING 25%	FY 2023 3 MONTHS YTD OPERATING ACTUAL	YTD 25% 2023
405-520-532-30410	TELEPHONE EXPENSE	2,700.00	328.00	2,372.00	12%	303.00	11.54 %
405-520-532-30440	RENTAL/SLEASSES	90.00	-	90.00	0%	-	0.00 %
405-520-532-30451	INSURANCE - PROPERTY LIABILITY	51,964.00	12,989.00	38,975.00	25%	19,441.00	47.15 %
405-520-532-30465	COPIER REPAIRS	1,800.00	-	1,800.00	0%	-	0.00 %
405-520-532-30490	BANK CHARGES	900.00	-	900.00	0%	-	0.00 %
405-520-532-30491	OTHER OPERATING EXPENSE	1,260.00	267.00	993.00	21%	665.00	26.37 %
405-520-532-30493	TRAINING	2,160.00	-	2,160.00	0%	-	0.00 %
405-520-532-30511	OFFICE SUPPLIES	360.00	-	360.00	0%	-	0.00 %
405-520-532-30521	OPERATING SUPPLIES	900.00	129.00	771.00	14%	385.00	47.49 %
405-520-532-30522	OPERATING SUPPLIES - UNIFORMS	252.00	49.00	203.00	19%	48.00	17.27 %
405-520-532-30580	TAXES-STATE ASSESSMENT	1,800.00	775.00	1,025.00	43%	-	0.00 %
405-520-532-31000	OTHER OPERATING EXP - IT SUPPO	9,500.00	2,375.01	7,124.99	25%	2,375.00	25.00 %
405-520-532-70113	2021 BOND DEBT SERVICE PRINCIP	30,622.00	15,248.00	15,374.00	50%	15,000.00	49.79 %
405-520-532-70114	2021 BOND DEBT SERVICE INTERES	8,219.00	4,172.00	4,047.00	51%	4,421.00	50.71 %
405-520-532-90990	TRANSFER OF PROFIT	303,737.00	75,934.26	227,802.74	25%	35,638.00	25.00 %
405-520-532-91000	BUSINESS ACTIVITY SHARED EXP	45,424.00	11,355.99	34,068.01	25%	16,270.00	25.00 %
	TOTAL GAS ADM	1,474,636.00	347,792.26	1,126,843.74	24%	436,823.00	26.00-%
	GAS DISTRIBUTION						
405-561-532-10120	REGULAR SALARIES & WAGES	129,253.00	28,290.00	100,963.00	22%	33,181.00	20.06 %
405-561-532-10140	OVERTIME	3,500.00	143.00	3,357.00	4%	689.00	19.68 %
405-561-532-10210	FICA TAXES	10,156.00	2,118.00	8,038.00	21%	2,509.00	19.41 %
405-561-532-10220	RETIREMENT CONTRIBUTIONS	15,510.00	3,278.00	12,232.00	21%	3,658.00	18.04 %
405-561-532-10230	LIFE & HEALTH INSURANCE	18,200.00	4,198.00	14,002.00	23%	5,063.00	18.50 %
405-561-532-30403	GASOLINE & DIESEL	3,150.00	753.00	2,397.00	24%	757.00	21.61 %
405-561-532-30404	OIL & GREASE	261.00	-	261.00	0%	-	0.00 %
405-561-532-30405	TIRES	705.00	-	705.00	0%	170.00	21.70 %
405-561-532-30406	VEHICLE PARTS	2,160.00	162.00	1,998.00	8%	123.00	7.94 %
405-561-532-30407	VEHICLE REPAIR PARTS AND LABO	450.00	80.00	370.00	18%	-	0.00 %
405-561-532-30430	UTILITIES	1,400.00	373.00	1,027.00	27%	248.00	16.65 %
405-561-532-30462	REPAIR & MAINT-EQUIPMENT & TOO	328.00	126.00	202.00	38%	136.00	32.92 %
405-561-532-30467	MAINT. OF MAINS & LINES - GAS	7,200.00	-	7,200.00	0%	-	0.00 %
405-561-532-30468	MAINTENANCE OF SERVICES - GAS	3,913.00	-	3,913.00	0%	-	0.00 %
405-561-532-30491	OTHER OPERATING EXPENSE	286.00	-	286.00	0%	-	0.00 %

CITY OF QUINCY, FL
 OPERATING EXPENSES FOR THE THREE (3) MONTHS ENDED DECEMBER 31, 2023 - BUDGET TO ACTUAL

G/L ACCT #	ACCOUNT DESCRIPTION	FY 2024 OPERATING BUDGET	FY 2024 3 MONTHS YTD OPERATING ACTUAL	FY 2024 OPERATING BUDGET BALANCE	FY 2024 3 MONTHS YTD OPERATING 25%	FY 2023 3 MONTHS YTD OPERATING ACTUAL	YTD 25% 2023
405-561-532-30520	OPER SUPP-WATER HEATERS	450.00	-	450.00	0%	-	0.00 %
405-561-532-30521	OPERATING SUPPLIES	163.00	-	163.00	0%	-	0.00 %
405-561-532-30522	OPERATING SUPPLIES - UNIFORMS	2,237.00	486.00	1,751.00	22%	498.00	20.03 %
405-561-532-60644	EQUIPMENT	4,500.00	-	4,500.00	0%	-	0.00 %
	TOTAL GAS DISTRIBUTION	203,822.00	40,007.00	163,815.00	20%	47,032.00	13.00-%
	TOTAL GAS FUND	1,678,458.00	387,799.26	1,290,658.74	23%	483,855.00	23.00-%
	REFUSE ADMINISTRATION						
406-410-539-30320	ACCOUNTING & AUDITING SERVICES	12,155.00	-	12,155.00	0%	-	0.00 %
406-410-539-30390	CONTINGENCY	221.00	-	221.00	0%	-	0.00 %
406-410-539-30443	RESIDENTIAL REFUSE	700,000.00	200,357.00	499,643.00	29%	63,684.00	11.03 %
406-410-539-30451	INSURANCE - PROPERTY LIABILITY	41,571.00	10,391.00	31,180.00	25%	15,553.00	47.85 %
406-410-539-30480	YARD/SOLID WASTE TIPPING FEES	95,000.00	21,088.00	73,912.00	22%	14,968.00	15.75 %
406-410-539-30490	BANK CHARGES	90.00	-	90.00	0%	16.00	1.56 %
406-410-539-31000	OTHER OPERATING EXP - IT SUPPO	9,500.00	2,375.01	7,124.99	25%	2,375.00	25.00 %
406-410-539-31443	COMMERCIAL REFUSE	495,000.00	165,579.00	329,421.00	33%	54,561.00	10.98 %
406-410-539-90990	TRANSFER PROFITS TO GF	162,384.00	40,596.00	121,788.00	25%	52,418.00	25.00 %
406-410-539-91000	BUSINESS ACTIVITY SHARED EXP	45,424.00	11,355.99	34,068.01	25%	16,276.00	24.99 %
	TOTAL REFUSE FUND	1,561,345.00	451,742.00	1,109,603.00	29%	219,851.00	15.00-%
	LANDFILL OPERATIONS						
407-422-536-10120	REGULAR SALARIES & WAGES	46,319.00	8,709.00	37,610.00	19%	8,703.00	15.54 %
407-422-536-10140	OVERTIME	1,000.00	289.00	711.00	29%	201.00	20.14 %
407-422-536-10210	FICA TAXES	3,620.00	644.00	2,976.00	18%	639.00	14.65 %
407-422-536-10220	RETIREMENT CONTRIBUTIONS	5,558.00	1,010.00	4,548.00	18%	1,009.00	14.75 %
407-422-536-10230	LIFE & HEALTH INSURANCE	7,800.00	1,837.00	5,963.00	24%	1,772.00	19.19 %
407-422-536-30341	CONTRACTUAL SERVICES	5,400.00	-	5,400.00	0%	-	0.00 %
407-422-536-30346	MONITORING FEES	31,652.00	12,195.00	19,457.00	39%	-	0.00 %
407-422-536-30390	CONTINGENCY	4,666.00	-	4,666.00	0%	-	0.00 %
407-422-536-30430	UTILITIES	900.00	240.00	660.00	27%	151.00	14.88 %
407-422-536-30462	REPAIR & MAINT-EQUIPMENT & TOO	501.00	-	501.00	0%	-	0.00 %
407-422-536-30463	REPAIR & MAINT -BUILDINGS & GR	1,714.00	29.00	1,685.00	2%	47.00	1.69 %
407-422-536-30491	OTHER OPERATING EXPENSE	900.00	-	900.00	0%	16.00	1.20 %

CITY OF QUINCY, FL
OPERATING EXPENSES FOR THE THREE (3) MONTHS ENDED DECEMBER 31, 2023 - BUDGET TO ACTUAL

G/L ACCT #	ACCOUNT DESCRIPTION	FY 2024 OPERATING BUDGET	FY 2024 3 MONTHS YTD OPERATING ACTUAL	FY 2024 OPERATING BUDGET BALANCE	FY 2024 3 MONTHS YTD OPERATING 25%	FY 2023 3 MONTHS YTD OPERATING ACTUAL	YTD 25% 2023
407-422-536-30493	TRAINING	1,350.00	-	1,350.00	0%	-	0.00%
407-422-536-31000	OTHER OPERATING EXP - IT SUPPO	9,500.00	2,375.01	7,124.99	25%	2,375.00	25.00%
407-422-536-91000	BUSINESS ACTIVITY SHARED EXP	11,356.00	2,838.99	8,517.01	25%	1,555.00	25.00%
	TOTAL LANDFILL FUND	132,236.00	30,167.00	102,069.00	23%	16,468.00	11.00-%
	TELECOMMUNICATIONS						
508-539-539-30343	PROFESSIONAL SERVICES	175,000.00	5,185.00	169,815.00	3%	243.00	0.27%
508-539-539-30403	GAS & DIESEL	1,750.00	512.00	1,238.00	29%	292.00	14.64%
508-539-539-30410	TELEPHONE	11,150.00	2,532.00	8,618.00	23%	2,678.00	19.13%
508-539-539-30430	UTILITIES	5,500.00	1,554.00	3,946.00	28%	1,052.00	15.02%
508-539-539-30491	OTHER OPERATING EXPENSES	5,100.00	-	5,100.00	0%	2,975.00	50.00%
508-539-539-30494	Software License	500.00	-	500.00	0%	-	0.00%
508-539-539-30497	LICENSES & SUPPORT	101,080.00	7,068.00	94,012.00	7%	-	0.00%
508-539-539-60644	EQUIPMENT	9,551.00	5,258.00	4,293.00	55%	-	0.00%
	TOTAL TELECOMMUNICATIONS	309,631.00	22,109.00	287,522.00	7%	7,240.00	4.00-%
	TOTAL ENTERPRISE FUND	23,417,572.00	4,812,370.01	16,561,797.33	21%	5,964,239.00	22.00-%
	TOTAL ALL FUNDS	35,710,298.00	7,212,831.50	28,768,799.75	20%	8,877,941.00	23.00-%

DEBT SERVICE COVERAGE REPORT

AS OF DECEMBER 31, 2023

CITY OF WUINCY, FLORIDA
STATEMENT OF DEBT SERVICE COVERAGE
FOR THE THREE MONTHS ENDED DECEMBER 31, 2023

REVENUES

Governmental	\$3,419,731
Enterprise	4,830,473
Total Revenues	<u>\$8,250,204</u>

EXPENDITURES

Personnel	\$1,992,077
Contractual Services	414,689
Professional Services	50,312
Purchased Electric	1,399,080
Purchased Gas	210,387
Contingency/Reserves/ Parks & Facilities	17,760
Travel, Gas, Oil & Grease, Tires, Auto Parts & Repair	84,661
Telephone	40,420
Utilities	100,455
Community Services	0
Commercial & Residential Refuse	365,936
Insurance - Property Liability	317,237
Rentals, Repair & Maintenance	70,347
Yard Tipping Cost	21,088
Other Operating Expenses	35,163
Training & Software	25,256
Office Supplies	2,805
Operating Materials & Supplies	24,552
Uniforms	16,529
Athletic Supplies & Equipment	5,665
Dues, Publications, Subscriptions & Memberships	42,283
Economic Environment & Development	0
Other Operating Expenses - IT Support	73,797
CRA Operations & Projects	202,919
Aid to Private Organizations	15,000
Transfers	879,389
Business Activity - Enterprise	141,951

Total Expenditures **6,549,758**

MODIFIED OPERATING INCOME **\$1,700,447**

DEBT SERVICE **\$594,193**

DEBT SERVICE RATIO **2.86**

GRANT REPORT
THE THREE MONTHS ENDED DECEMBER 31, 2023

CITY OF QUINCY, FLORIDA
GRANT REPORT

FOR THE THREE MONTHS ENDED DECEMBER 31, 2023

ACCOUNT #	ACCOUNT DESCRIPTION	FED_BUDG	THS_YTD	FR_ADJUST	YTD %
AMERICAN RESCUE PLAN ACT GRANT					
001-366-10015	AMERICAN RESCUE PLAN GRANT	\$215,753	\$10,000	\$205,753	5%
402-331-33000	AMERICAN RESCUE PLAN ACT GRANT	\$215,000	\$0	\$215,000	0%
403-331-33000	AMERICAN RESCUE PLAN ACT GRANT	\$52,027	\$0	\$52,027	0%
	TOTAL AMER. RESCUE PLAN REVS	\$482,780	\$10,000	\$257,780	4%
AMERICAN RESCUE PLAN ACT GRANT					
001-430-541-80833	AMERICAN RESCUE PLAN ACT GRANT	\$215,753	\$10,000	\$205,753	5%
402-540-535-80833	AMERICAN RESCUE PLAN ACT GRANT	\$215,000	\$0	\$215,000	0%
403-520-531-80833	AMERICAN RESCUE PLAN ACT GRANT	\$52,027	\$0	\$52,027	0%
	TOTAL AMER. RESCUE PLAN EXPS	\$482,780	\$10,000	\$472,780	-2%
SOAR GRANT					
SOAR GRANT REVS					
001-366-10018	SOAR - STUDENTS WITH OPP TO AC	\$35,000	\$4,568	\$30,432	15%
	TOTAL SOAR GRANT REVS	\$35,000	\$4,568	\$30,432	15%
SOAR GRANT EXP					
001-001-519-80834	SOAR GRANT - JOB 126	\$35,000	\$4,568	\$30,432	3%
	TOTAL SOAR GRANT EXP	\$35,000	\$4,568	\$30,432	-3%
HOMETOWN REVITALIZATION GRANT					
HOMETOWN REVITAL. GRANT REV					
002-334-90000	GRANT PROCEEDS	\$2,949,428	\$0	\$2,949,428	0%
	TOTAL HOMETOWN REVITAL. REVS	\$2,949,428	\$0	\$2,949,428	0%
HOMETOWN REVITAL. GRANT EXP					
002-250-552-80836	HOMETOWN REVITALIZATION GRANT	\$2,949,428	\$0	\$2,949,428	0%
	TOTAL HOMETOWN REVITAL. EXP	\$2,949,428	\$0	\$2,949,428	0%
TOTAL GRANT REVENUES		\$3,467,208	\$14,568	\$3,237,640	0%
TOTAL GRANT EXPENSES		\$3,467,208	\$14,568	\$3,452,640	0%

UTILITY BILLING REPORT
AS OF DECEMBER 31, 2023

City of Quincy, Florida
Billing Statistics for the Month of December, 2023
Cycle 1
Prior Month Comparison

	FY 2023	FY 2023	
Month of December	12/7/2023	11/7/2022	Variance
No. of Bills	2,218	2,226	(8)
No. Bills Estimated	88	95	(7)
Consumption	4,850,474	5,757,859	(907,385)
Fuel Adjustment Rate	0.009500	0.011100	(0.002)
Fuel Adjustment	\$43,849	\$61,739	(\$17,890)
Services Billed	\$865,956	\$865,780	\$176

Comments: The month of December 2023 resulted in a decrease of 8 accounts, decreased consumption of 907,385 and increased revenue of \$176, when compared to November 2023.

Prepared by Donna Reeves, Utility Billing Specialist

City of Quincy, Florida
Billing Statistics for the Month of December, 2023
Cycle 1
Prior Year Comparison

	FY 2023	FY 2022	Variance
Month of December	12/7/2023	12/7/2022	Variance
No. of Bills	2,218	2,254	(36)
No. Bills Estimated	88	79	9
Consumption	4,850,474	6,443,268	(1,592,794)
Fuel Adjustment Rate	0.009500	0.230000	(0.221)
Fuel Adjustment	\$43,849	\$142,935	(\$99,086)
Services Billed	\$865,956	\$998,531	(\$132,576)

Comments: The month of December 2023 resulted in a decrease of 36 accounts, decreased consumption of 1,592,794 and decreased revenue of \$132,576, when compared to December 2022.

Prepared by Donna Reeves, Utility Billing Specialist

**City of Quincy - Arrears Report
For the Four Months Ended December 2023**

Account Number	30 Day 11.30.2023	60 Day 10.31.2023	90 Day 09.30.2023	Balance	Legend
RESIDENTIAL - CYCLE 2					
3093012	\$ 54.73	\$ -	\$ -	\$ 54.73	NC
2608012	\$ 54.16	\$ -	\$ -	\$ 54.16	PP
Total Amount Residential	\$ 6,753.79	\$ 5,828.02	\$ 23,156.60	\$ 35,738.41	
Percentage	19%	16%	65%	100%	

COMMERCIAL - CYCLE 2					
4229013	\$ 512.19	\$ 239.14	\$ 4,359.92	\$ 5,111.25	PP
6011002	\$ 70.40	\$ 67.82	\$ 1,184.96	\$ 1,323.18	UO
4467027	\$ 70.88	\$ 127.05	\$ 343.60	\$ 541.53	NC
566706705	\$ -	\$ -	\$ 336.45	\$ 336.45	NC
8631001	\$ 13.38	\$ 13.05	\$ 173.10	\$ 199.53	UO
4598022	\$ 19.63	\$ 19.98	\$ 114.16	\$ 153.77	NC
4645025	\$ 8.71	\$ 12.77	\$ 104.91	\$ 126.39	NC
4657027	\$ 15.59	\$ 22.27	\$ 57.65	\$ 95.51	NC
6063002	\$ 6.90	\$ 7.86	\$ 76.70	\$ 91.46	NC
4661032	\$ 17.89	\$ 18.22	\$ 55.08	\$ 91.19	NC
4644027	\$ 47.01	\$ 17.16	\$ 19.55	\$ 83.72	NC
4792018	\$ 36.42	\$ 19.51	\$ 19.09	\$ 75.02	NC
4619029	\$ 7.95	\$ 9.99	\$ 51.10	\$ 69.04	NC
3414014	\$ 64.84	\$ -	\$ -	\$ 64.84	NC
3592018	\$ 22.38	\$ 33.26	\$ -	\$ 55.64	UO
4646024	\$ 6.25	\$ 6.15	\$ 43.16	\$ 55.56	NC
Total Amount Commercial	\$ 920.42	\$ 614.23	\$ 6,939.43	\$ 8,474.08	
Percentage	11%	7%	82%	100%	

Total Residential \$ 71,199.76
 Total Commercial \$ 84,604.34

LEGEND MEANING

- NC = Not Current
- PP = Payment Plan
- UO = Utilities Off
- UR = Under Review
- F = Finalized
- NP = Not Paying
- NO/UR = New Ownership & Under Review
- AP = Agency Pledge
- BB = Budget Billing

Prepared by: LaTrenda Gainous Carroll, Customer Services Supervisor

**PURCHASE POWER (FUEL) ADJUSTMENT &
NET METER RATE REPORT
AS OF DECEMBER 31, 2023**

CITY OF PURCHASE POWER ADJUSTMENT REPORT

FUEL ADJ. UPDATED	NOVEMBER SERVICES	DECEMBER SERVICES	VARIANCE
Duke - transmission cost	\$ 16,714.48	\$ 18,209.26	\$ 1,494.78
FPL - transmission cost	\$ 29,608.58	\$ 34,756.02	\$ 5,147.44
FPL Firm Capacity	\$ 271,114.47	\$ 277,936.46	\$ 6,821.99
SEPA	\$ 125,357.48	\$ 149,372.15	\$ 24,014.67
Total Cost	\$ 442,795.01	\$ 480,273.89	\$ 37,478.88
FP&L	6,282,000	6,959,000	677,000
SEPA	3,090,112	3,607,153	517,041
Total KWH	9,372,112	10,566,153	1,194,041
Cost per KWH	0.04725	0.04545	(0.0018)
Base .038	0.0380	0.0380	-
Delta Cost - Base	0.0093	0.0075	(0.0018)
Adjust 6 %	1.060	1.060	-
Calculated fuel adjustment	0.0098	0.0079	(0.00191)

CITY OF QUINCY NET METER RATE

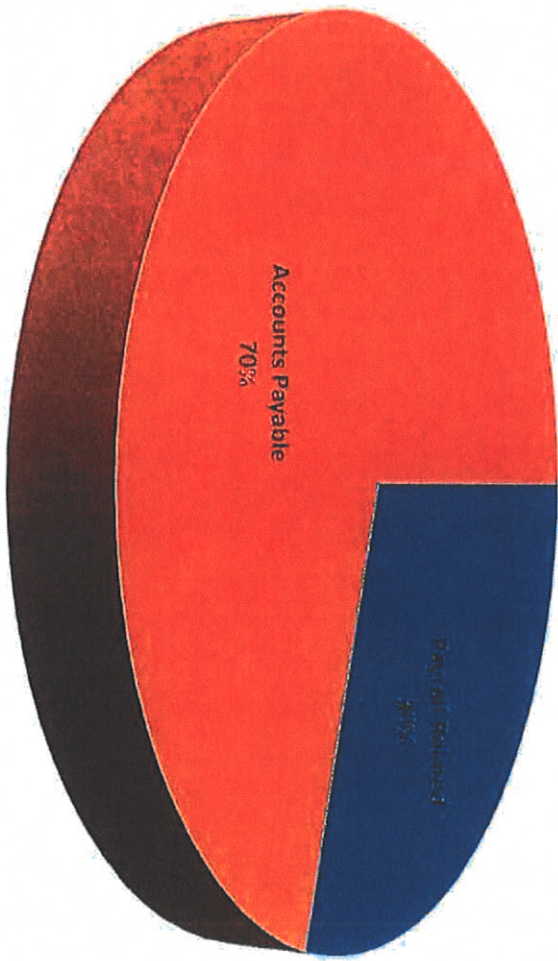
Wholesale Purchase Energy Cost	NOVEMBER SERVICES	DECEMBER SERVICES	VARIANCE
FPL Firm Energy	\$ 167,644.47	\$ 181,686.46	\$ 14,041.99
SEPA Energy	\$ 68,971.30	\$ 80,511.65	\$ 11,540.35
SEPA TOTAL BEFORE CREDIT	\$ 140,035.30	\$ 151,575.65	\$ 11,540.35
SEPA CREDIT	\$ (14,677.82)	\$ (2,203.50)	\$ 12,474.32
calculate % of credit SEPA	-10.5%	-1.5%	9.0%
net purchase power credit	\$ (7,229.24)	\$ (1,170.42)	\$ 6,058.82
amount charged to Quincy	\$ 61,742.06	\$ 79,341.23	\$ 17,599.17
Total Cost	\$ 229,386.53	\$ 261,027.69	\$ 31,641.16
FP&L	6,282,000	6,959,000	677,000
SEPA	3,090,112	3,607,153	517,041
Total KWH	9,372,112	10,566,153	1,194,041
Wholesale Avoidance Cost	-0.02448	-0.0247	(0.00022)

Submitted By: Amanda Matthews
Reviewed By: Marcia Corry

DISBURSEMENTS REPORT
THE MONTH OF DECEMBER 31, 2023

Category	No. of Payments	Value	%
Payroll Related	482	\$ 763,794.27	30%
Accounts Payable	191	\$ 1,771,151.04	70%
Checks/ NODs	673	\$ 2,534,945.31	100%

CITY OF QUINCY DISBURSEMENTS



BUDGET TRANSFER REPORT
THE MONTH OF DECEMBER 31, 2023

City of Quincy, Florida
Budget Transfers
Month of December 2023

Account Number	Description	Approved Budget	AMOUNT OVERDRAWN	Budget Funds Transferred To	Budget Funds Transferred From	Comment
001-001-519-30491	OTHER OPERATING EXPENSE	\$ 17,460.00	\$ (4,964.68)	\$ 4,964.68	\$ (2,964.68)	10% criteria met per ordinance
001-001-519-30342	RECORDING OF THE COMMISSION MTG	\$ 48,000.00			\$ (2,000.00)	10% criteria met per ordinance
001-001-519-30341	CONTRACTUAL SERVICES	\$ 27,000.00				Operating expenses exceed budget
001-284-515-10140	OVERTIME	\$ -	\$ (188.76)	\$ 188.76		Operating expenses exceed budget
001-284-515-30402	TRAVEL EXPENSE	\$ 1,800.00			\$ (188.76)	Operating expenses exceed budget
001-310-572-30462	REPAIR & MAINT-EQUIPMENT & TOOLS	\$ 900.00	\$ (104.03)	\$ 1,000.00		Operating expenses exceed budget
001-310-572-30528	ATHLETIC EQUIPMENT - BASKETBALL	\$ 14,400.00			\$ (1,000.00)	10% criteria met per ordinance
400-271-513-30341	CONTRACTUAL SERVICES	\$ 2,250.00	\$ (87.80)	\$ 100.00		Consultant fees in absence of finance director
400-271-513-10110	EXECUTIVE SALARIES & WAGES	\$ 76,052.00			\$ (100.00)	10% criteria met per ordinance
	TOTAL BUDGET TRANSFERS			\$ 6,253.44	\$ (6,253.44)	

FIXED ASSET PURCHASES REPORT
THE THREE MONTHS ENDED DECEMBER 31, 2023

CITY OF QUINCY
FIXED ASSET PURCHASES DECEMBER 2023

Category	Approved Budget YTD	Actual YTD	% Budget YTD
EQUIPMENT	\$ 300,276.51	\$ 2,153.40	1%
OFFICE FURNITURE EQUIPMENT	\$ 19,108.00	\$ 5,000.00	26%
SIGNALIZATION AND STREET LIGHTS	\$ 75,000.00	\$ 1,652.50	2%
VEHICLES	\$ 242,635.76	\$ -	0%
BEAUTIFICATION PROJECTS, CRA CATALYST PROJECTS, SENIOR ENERGY EFF PROGRAM	\$ 666,599.00	\$ 40,000.00	6%
INFRASTRUCTURE	\$ 5,000.00	\$ -	0%
TOTAL	\$ 1,308,619.27	\$ 48,805.90	4%

P-CARD REPORT & BANK STATEMENT

THE MONTH OF DECEMBER 31, 2023



Purchasing Card

FL CITY OF QUINCY
 XXXX-XXXX-XXXX-5777
 December 05, 2023 - January 04, 2024

Company Statement

Account Information	Payment Information	Account Summary
Mail Billing Inquiries to: BANKCARD CENTER PO Box 660441 Dallas, TX 75266-0441 TTY Hearing Impaired: Dial "711" Outside the U.S.: 1.509.353.6656 24 Hours For Lost or Stolen Card: 1.888.449.2273 24 Hours	Statement Date 01/04/24 Payment Due Date 01/18/24 Days in Billing Cycle 31 Credit Limit \$250,000 Cash Limit \$50,000 Total Payment Due \$4,101.27	Previous Balance \$9,528.28 Payments -\$9,528.28 Credits -\$20.69 Cash \$0.00 Purchases \$4,121.96 Other Debits \$0.00 Overlimit Fee \$0.00 Late Payment Fee \$0.00 Cash Fees \$0.00 Other Fees \$0.00 Finance Charge \$0.00 Current Balance \$4,101.27

Important Messages

Please do not send payment. Your automatic payment is scheduled to be credited to this account on 01/18/24.

Global Card Access - your card information whenever, wherever and however you need it. From the dashboard, you can quickly check your credit limit, balance, available credit and recent card activity. Other features like View PIN, Change PIN, Lock Card and Alerts help you keep your card secure. For added convenience, you can easily view or download your current statement up to 12 months of past statements. Visit www.bofa.com/globalcardaccess to register your card and start using Global Card Access today.

Cardholder Activity Summary

Account Number	Credits	Cash	Purchases and Other Debits	Total Activity
Credit Limit				

0952828 0410127 0410127 4715290003775777

Account Number: XXXX-XXXX-XXXX- 5777
 December 05, 2023 - January 04, 2024

Total Payment Due \$4,101.
 Payment Due Date 01/18/24

Enter payment amount

\$

BANK OF AMERICA
 PO BOX 15731
 WILMINGTON, DE 19886-5731

FL CITY OF QUINCY
 404 W JEFFERSON ST
 QUINCY, FL 32351-2328

Mall this coupon along with your check payable to:
 BANK OF AMERICA

FL CITY OF QUINCY
 XXXX-XXXX-XXXX-5777
 December 05, 2023 - January 04, 2024

Page 3 of 4

Cardholder Activity Summary				
Account Number	Credits	Cash	Purchases and Other Debits	Total Activity
ASHLEY, TIMOTHY XXXX-XXXX-XXXX-6406				
5,000	0.00	0.00	2,305.14	2,305.14
CARTY, MARCIA XXXX-XXXX-XXXX-2942				
10,930	0.00	0.00	580.99	580.99
FAGG, DECODY XXXX-XXXX-XXXX-7970				
5,000	0.00	0.00	616.56	616.56
NIXON, ROBERT XXXX-XXXX-XXXX-9847				
5,000	0.00	0.00	570.60	570.60
RESOURCES, HUMAN XXXX-XXXX-XXXX-3874				
2,000	20.69	0.00	19.88	-0.81
SHACKELFORD, JANICE XXXX-XXXX-XXXX-1522				
2,500	0.00	0.00	19.99	19.99
ZONING, PLANNING AND XXXX-XXXX-XXXX-6723				
5,000	0.00	0.00	8.80	8.80

Transactions						
Posting Date	Date	Description	Reference Number	MCC	Charge	Credit
FL CITY OF QUINCY						Total Activity
Account Number: XXXX-XXXX-XXXX-5777						-\$9,528.28
12/18	12/18	AUTO PAYMENT DEDUCTION		0071		9,528.28
ASHLEY, TIMOTHY						Total Activity
Account Number: XXXX-XXXX-XXXX-6406						2,305.14
12/06	12/05	PY *GADSDEN MINI STORAGE 850-875-1077 FL	24445003340600167703506	4225	100.00	
12/07	12/06	SUNPASS*ACC114768140 888-865-5352 FL	24431063340083411352968	4784	18.07	
12/07	12/06	SUNPASS*ACC123455742 888-865-5352 FL	24431063340083411352604	4784	9.62	
12/26	12/23	WAL-MART #0488 QUINCY FL	24226383357360891366754	5411	87.39	
12/26	12/23	WAL-MART #0488 QUINCY FL	24226383357360891366762	5411	194.38	
12/26	12/23	WAL-MART #0488 QUINCY FL	24226383357360891366770	5411	92.71	
12/26	12/23	WAL-MART #0488 QUINCY FL	24226383357360891366788	5411	30.24	
12/26	12/23	WAL-MART #0488 QUINCY FL	24226383357360891366796	5411	213.48	
12/26	12/23	WAL-MART #0488 QUINCY FL	24226383357360891366804	5411	198.18	
12/26	12/23	WAL-MART #0488 QUINCY FL	24226383357360891366812	5411	99.15	
12/26	12/23	WAL-MART #0488 QUINCY FL	24226383357360891366820	5411	227.99	
12/26	12/23	WAL-MART #0488 QUINCY FL	24226383357360891366838	5411	218.55	
12/26	12/23	WAL-MART #0488 QUINCY FL	242263833568091000032727	5411	69.76	
12/26	12/23	WM SUPERCENTER #488 QUINCY FL	24445003358400318302319	5411	100.97	
12/26	12/23	WM SUPERCENTER #488 QUINCY FL	24445003358400318302491	5411	88.88	
12/26	12/23	WM SUPERCENTER #488 QUINCY FL	24445003358400318302566	5411	181.61	
12/26	12/23	WM SUPERCENTER #488 QUINCY FL	24445003358400318302640	5411	181.74	
12/28	12/27	MIDWAY ENTERPRISE FL LLC QUINCY FL	24755423361173615631487	5532	192.42	
CARTY, MARCIA						Total Activity
Account Number: XXXX-XXXX-XXXX-2942						580.99
12/05	12/04	PY *GADSDEN MINI STORAGE 850-875-1077 FL	24445003339000992438670	4225	525.00	
12/26	12/22	ZOOM.US 888-799-9666 WWW.ZOOM.US CA	24011343356000081045556	4814	55.99	
FAGG, DECODY						Total Activity
Account Number: XXXX-XXXX-XXXX-7970						616.56
12/06	12/05	AMZN Mktp US*N59UA4SN3 Amzn.com/billWA	24692163339102533359753	5942	64.40	
12/07	12/06	WAL-MART #5214 KISSIMMEE FL	24226383341400003399845	5542	43.67	
12/11	12/09	CIRCLE K 07550 PLANT CITY FL	24692163344107002409578	5542	35.00	
12/11	12/09	CIRCLE K 07550 PLANT CITY FL	24692163344107002409586	5542	42.36	
12/15	12/13	THE HOME DEPOT #6374 TALLAHASSEE FL	24943013348010182016595	5200	125.76	
12/26	12/22	Staples Inc staples.com MA	24164073356105037501174	5111	146.04	
01/04	01/03	ADT SECURITY*074509102 WWW.ADT.COM FL	24692164003105018451402	4814	159.33	
NIXON, ROBERT						Total Activity
Account Number: XXXX-XXXX-XXXX-9847						570.60
12/05	12/04	AMZN Mktp US*0D1KC7G33 Amzn.com/billWA	24692163338101538361401	5942	253.10	
12/06	12/05	AMZN Mktp US*AV5LU1TP3 Amzn.com/billWA	24692163339102486592442	5942	64.40	

FL CITY OF QUINCY
 XXXX-XXXX-XXXX-5777
 December 05, 2023 - January 04, 2024

Transactions

Posting Transaction						
Date	Date	Description	Reference Number	MCC	Charge	Credit
RESOURCES, HUMAN						Total Activity
Account Number: XXXX-XXXX-XXXX-3874						-\$0.81
12/05	12/04	WAL-MART #0488	QUINCY FL	24226383338360769647768	5411	19.88
12/28	12/27	WALMART.COM	WALMART.COM AR	74055233361083001575468	5310	20.69
SHACKELFORD, JANICE						Total Activity
Account Number: XXXX-XXXX-XXXX-1522						19.99
12/11	12/10	ADOBE *ACROPRO SUBS	408-536-6000 CA	24492153344715943721464	5734	19.99
ZONING, PLANNING AND						Total Activity
Account Number: XXXX-XXXX-XXXX-6723						8.80
12/20	12/19	USPS PO 1178450855	QUINCY FL	24137463354001844443545	9402	8.80

Finance Charge Calculation

Your Annual Percentage Rate (APR) is the annual interest rate on your account.

	Annual Percentage Rate	Balance Subject to Interest Rate	Finance Charges by Transaction Type
PURCHASES	0.00%	\$0.00	\$0.00
CASH	0.00%	\$0.00	\$0.00

V = Variable Rate (rate may vary), Promotional Balance = APR for limited time on specified transactions.

BANK OF AMERICA				Vendor		11/4/2023-12/4/2023
Department	Date	Amount	Vendor Name	GL Number	Justification	
CARLOS HILL	12/5/2023	\$ 100.00	GAOSDEN MINI STORAGE	001-220-521-30491	STORAGE RENTAL	
CARLOS HILL	12/6/2023	\$ 18.07	SUNPASS	001-220-521-30491	TOLL FEES	
CARLOS HILL	12/6/2023	\$ 9.62	SUNPASS	001-220-521-30491	TOLL FEES	
CARLOS HILL	12/23/2023	\$ 87.39	WAL-MART	001-220-521-30491	SHOP WITH A COP	
CARLOS HILL	12/23/2023	\$ 194.38	WAL-MART	001-220-521-30491	SHOP WITH A COP	
CARLOS HILL	12/23/2023	\$ 92.71	WAL-MART	001-220-521-30491	SHOP WITH A COP	
CARLOS HILL	12/23/2023	\$ 30.24	WAL-MART	001-220-521-30491	SHOP WITH A COP	
CARLOS HILL	12/23/2023	\$ 213.48	WAL-MART	001-220-521-30491	SHOP WITH A COP	
CARLOS HILL	12/23/2023	\$ 198.18	WAL-MART	001-220-521-30491	SHOP WITH A COP	
CARLOS HILL	12/23/2023	\$ 99.15	WAL-MART	001-220-521-30491	SHOP WITH A COP	
CARLOS HILL	12/23/2023	\$ 227.99	WAL-MART	001-220-521-30491	SHOP WITH A COP	
CARLOS HILL	12/23/2023	\$ 218.55	WAL-MART	001-220-521-30491	SHOP WITH A COP	
CARLOS HILL	12/23/2023	\$ 69.76	WAL-MART	001-220-521-30491	SHOP WITH A COP	
CARLOS HILL	12/23/2023	\$ 100.97	WIM SUPERCENTER	001-220-521-30491	SHOP WITH A COP	
CARLOS HILL	12/23/2023	\$ 88.88	WIM SUPERCENTER	001-220-521-30491	SHOP WITH A COP	
CARLOS HILL	12/23/2023	\$ 181.61	WIM SUPERCENTER	001-220-521-30491	SHOP WITH A COP	
CARLOS HILL	12/23/2023	\$ 181.74	WIM SUPERCENTER	001-220-521-30491	SHOP WITH A COP	
CARLOS HILL	12/27/2023	\$ 192.42	MIDWAY ENTERPRISE	001-220-521-30491	SHOP WITH A COP	
MARCA CARTY	12/4/2023	\$ 525.00	GADSDEN MINI STORAGE	001-110-511-30491	RECURRING SERVICE (6 MONTHS)	
DECODE FAGG	12/22/2023	\$ 55.99	ZOOM.US	001-110-511-30491	MONTHLY RECURRING SERVICE	
DECODE FAGG	12/5/2023	\$ 64.40	AMZN	001-310-572-30532	CHEERLEADER XMAS PARADE UNIFORMS	
DECODE FAGG	12/6/2023	\$ 43.67	WAL-MART	001-310-572-30403	FUEL PLANT CITY, FL CITY VEHICLE	
DECODE FAGG	12/9/2023	\$ 35.00	CIRCLE K	001-310-572-30403	FUEL PLANT CITY, FL CITY VEHICLE	
DECODE FAGG	12/9/2023	\$ 42.36	CIRCLE K	001-310-572-30403	FUEL PLANT CITY, FL CITY VEHICLE	
DECODE FAGG	12/13/2023	\$ 125.76	THE HOME DEPOT	001-310-572-30491	TABLE FOR FRONT OFFICE AT RECREATION CENTER	
DECODE FAGG	12/22/2023	\$ 146.04	STAPLES	001-310-572-30511	CHAIR MATS FOR RECREATION CENTER OFFICES	
DECODE FAGG	1/3/2024	\$ 159.33	ADT SECURITY	001-310-572-30491	CHRISTMAS PARADE	
ROBERT NIXON	12/4/2023	\$ 253.10	AMZN	001-001-519-30491	CHRISTMAS PARADE	
ROBERT NIXON	12/5/2023	\$ 64.40	AMZN	001-001-519-30491	CHRISTMAS PARADE	
ROBERT NIXON	12/5/2023	\$ 253.10	AMZN	001-001-519-30491	CHRISTMAS PARADE	
HUNMAN RESOURCES	12/4/2023	\$ 19.88	WAL-MART	001-001-519-30491	CHRISTMAS PARADE	
JANICE SHACKELFORD	12/10/2023	\$ 19.99	ADOBE	001-130-519-30491	MONTHLY RECURRING SERVICE	
PLANNING AND ZONING	12/19/2023	\$ 8.80	USPS	001-284-515-30491	POSTAGE	
		\$ 4,121.96				

LIST OF BANK RECONCILIATIONS & STATEMENTS

AS OF DECEMBER 31, 2023

CITY OF QUINCY, FL
Bank Statement Listing
Variance FY 2023 vs FY 2024
December 31, 2023

Last 4 digits of acct number	Description	December 2022 Reconciled Balance	December 2023 Reconciled Balance	Variance
6401	CASH CCB CENTRAL CASH 6401	\$ 2,038,352.30	\$ 1,114,345.68	(\$924,006.62)
0002	CASH-CP IM REV BND DBT SVC BANK1	\$ 140,587.71	\$ 71,819.69	(\$68,768.02)
0096	CASH-UTIL SYS IMPR REFD REV BD 03	\$ 77,964.76	\$ 80,336.13	\$2,371.37
0901	CASH - CRA SEPARATE BANK CCB	\$ 565,962.91	\$ 1,235,837.14	\$669,874.23
1001	CASH - GRANT FUNDS	\$ 2,087,195.43	\$ 2,181,891.84	\$94,696.41
2829	CASH - CONFISCATED PROPERTY	\$ 46,277.86	\$ 22,659.51	(\$23,618.35)
3401	LANDFILL LT CARE ESCROW	\$ 49,877.97	\$ 50,474.70	\$596.73
3611	SRL Loan Reserve Grant	\$ 120.05	\$ 1,961.79	\$1,841.74
3920	RATE STABILIZATION/SAVINGS	\$ 2,001,951.06	\$ 2,002,952.28	\$1,001.22
4801	CASH - CCB QUINCY BEND ACCOUNT	\$ 6,854.72	\$ 7,276.19	\$421.47
6051	HURRICANE MICHAEL RECOVERY FEE	\$ 16,726.55	\$ 16,726.55	\$0.00
6701	CASH-SRF SEWER	\$ 241,682.46	\$ 200,016.94	(\$41,665.52)
6702	CASH - DRINKING WATER LOAN	\$ 124,138.07	\$ 31,771.83	(\$92,366.24)
6711	CASH - SEWER SMTGRD CONSTRUCTION	\$ 1,554,807.64	\$ 1,055,939.01	(\$498,868.63)
8679	CENTENNIAL INVESMENT	\$ 514,546.35	\$ 532,955.38	\$18,409.03
0001	FL CLASS INVESTMENT ACCOUNT	\$ -	\$ 508,502.84	\$508,502.84
GRAND TOTAL		\$ 9,467,045.84	\$ 9,115,467.50	\$ (351,578.34)

CITY OF QUINCY, FL
Bank Statement Listing
Prior Month Variance November 2023 vs December 2023
December 31, 2023

Last 4 digits of acct number	Description	November 2023 Reconciled Balance	December 2023 Reconciled Balance	Variance
6401	CASH CCB CENTRAL CASH 6401	\$ 1,584,531.91	\$ 1,114,345.68	(\$470,186.23)
0002	CASH-CP IM REV BND DBT SVC BANK1	\$ 57,663.69	\$ 71,819.69	\$14,156.00
0096	CASH-UTIL SYS IMPR REFD REV BD 03	\$ 80,131.96	\$ 80,336.13	\$204.17
0901	CASH - CRA SEPARATE BANK CCB	\$ 648,739.61	\$ 1,235,837.14	\$587,097.53
1001	CASH-ARPA GRANT FUNDS	\$ 2,191,891.84	\$ 2,181,891.84	(\$10,000.00)
2829	CASH - CONFISCATED PROPERTY	\$ 22,642.20	\$ 22,659.51	\$17.31
3401	LANDFILL LT CARE ESCROW	\$ 50,474.70	\$ 50,474.70	\$0.00
3611	SRL Loan Reserve Grant	\$ 1,961.54	\$ 1,961.79	\$0.25
3920	RATE STABILIZATION/SAVINGS	\$ 2,002,702.62	\$ 2,002,952.28	\$249.66
4801	CASH - CCB QUINCY BEND ACCOUNT	\$ 6,827.94	\$ 7,276.19	\$448.25
6051	HURRICANE MICHAEL RECOVERY FEE	\$ 16,726.55	\$ 16,726.55	\$0.00
6701	CASH-SRF SEWER	\$ 200,016.94	\$ 200,016.94	\$0.00
6702	CASH - DRINKING WATER LOAN	\$ 31,301.07	\$ 31,771.83	\$470.76
6711	CASH - SEWER SMTGRD CONSTRUCTION	\$ 1,055,939.01	\$ 1,055,939.01	\$0.00
8679	CENTENNIAL INVESMENT	\$ 531,240.85	\$ 532,955.38	\$1,714.53
0001	FL CLASS INVESTMENT ACCOUNT	\$ -	\$ 508,502.84	\$508,502.84
GRAND TOTAL		\$ 8,482,792.43	\$ 9,115,467.50	\$ 632,675.07

Prepared by Amanda Matthews

CHECKING ACCOUNT

BUSINESS CHECKING + INTEREST		Images	377
Account Number	XXXXXX6401	Statement Dates	12/01/23 thru 12/31/23
Previous Balance	1,549,392.19	Days in this Statement Period	31
149 Deposits/Credits	2,754,907.88	Avg Ledger Balance	1,625,926.84
375 Checks/Debits	3,097,775.93	Avg Collected Balance	1,625,926.84
Service Charges	.00		
Interest Paid	.00		
Ending Balance	1,206,524.14	2023 Interest Paid	35,365.84

Bank Statement Balance, 12/31/2023

In general ledger - o/s - not in the bank	\$ 1,206,524.14
CRPT deposit in transit	\$ 31,796.15
Exceleron Deposits in Transit	\$ 52,100.66
Outstanding AP transaction	\$ -
Outstanding Checks	\$ (176,075.27)

Bank Statement Reconciled Balance, 12/31/2023

\$ 1,114,345.68

General Ledger Balance, 12/31/2023

\$ 1,123,108.25

In bank - o/s - not in general ledger

Chargebacks posted in January	\$ (10,004.76)
Utility payment posted in January	\$ 1,242.19

unknown

Exceleron difference

Adjusted General Ledger Balance, 12/31/2023

\$ 1,114,345.68

Difference

\$ -



e | statement

Capital City Bank OnLine

This October, clients will receive two statements due to system upgrades. The second statement covers a partial month of transactions. Regular statements will resume in November. We apologize for any inconvenience.

CITY OF QUINCY
 OPERATING ACCOUNT
 404 W JEFFERSON ST
 QUINCY FL 32351-2328

Date 12/29/23
 Primary Account

Page 1
 XXXXXX6401

CHECKING ACCOUNT

BUSINESS CHECKING + INTEREST		Images	377
Account Number	XXXXXXXX6401	Statement Dates	12/01/23 thru 12/31/23
Previous Balance	1,549,392.19	Days in this Statement Period	31
149 Deposits/Credits	2,754,907.88	Avg Ledger Balance	1,625,926.84
375 Checks/Debits	3,097,775.93	Avg Collected Balance	1,625,926.84
Service Charges	.00		
Interest Paid	.00		
Ending Balance	1,206,524.14	2023 Interest Paid	35,365.84

DEPOSITS AND OTHER CREDITS

Date	Description	Amount
12/01	PAYMENTECH TRANSFER CCD EXCEL0004735809	21,172.96
12/01	TRSF TO CHECKING XX6401 TRANSF COQ OPERATING FOR ADMIN SUPPO	1,666.67
12/01	TALQUIN ELECTRICACH PAYMENPPD	560.53
12/01	AMERICAN EXPRESSSETTLEMENTCCD 6585952864	551.65
12/01	ENGIE INSIGHT 820EFT0001CCD EF3113012231713 RMR*IV*56670436 **90.17**\	90.17



e | statement

Capital City Bank OnLine

CITY OF QUINCY
OPERATING ACCOUNT
404 W JEFFERSON ST
QUINCY FL 32351-2328

Date 12/29/23
Primary Account

Page 2
XXXXXXX6401

BUSINESS CHECKING + INTEREST

XXXXXXX6401 (Continued)

DEPOSITS AND OTHER CREDITS		
Date	Description	Amount
	DTM*003*20231201**\ REMOTE CAPTURE DEPOSIT	122,180.18
12/01	REMOTE CAPTURE DEPOSIT	7,102.57
12/01	REMOTE CAPTURE DEPOSIT	4,771.68
12/01	REMOTE CAPTURE DEPOSIT	283.25
12/01	DEPOSIT	147.37
12/04	PAYMENTECH TRANSFER CCD EXCEL0004735809	23,088.52
12/04	AMERICAN EXPRESSSETTLEMENTCCD 6585952864	165.36
12/04	STATE OF FLORIDAPAYMENTS CTX ISA*00*NV *00*NV *ZZ*9001395052 *ZZ*NV *231201*1138*U*00200*	16.75
12/04	STATE OF FLORIDAPAYMENTS CTX ISA*00*NV *00*NV *ZZ*9001395052 *ZZ*NV *231201*1138*U*00200*	15.00
12/04	REMOTE CAPTURE DEPOSIT	21,827.38
12/04	REMOTE CAPTURE DEPOSIT	11,401.08
12/04	REMOTE CAPTURE DEPOSIT	10,875.66
12/04	REMOTE CAPTURE DEPOSIT	972.89
12/05	PAYMENTECH TRANSFER CCD EXCEL0004735809	27,926.84
12/05	AMERICAN EXPRESSSETTLEMENTCCD 6585952864	877.84
12/05	ENGIE INSIGHT 820EFT0001CCD EF3120412221624 RMR*IV*6412001 **76.70**\ DTM*003*20231205**\ REMOTE CAPTURE DEPOSIT	311.02
12/05	REMOTE CAPTURE DEPOSIT	27,837.38
12/05	REMOTE CAPTURE DEPOSIT	21,395.18
12/05	REMOTE CAPTURE DEPOSIT	15,216.26



e | statement

Capital City Bank OnLine

CITY OF QUINCY
 OPERATING ACCOUNT
 404 W JEFFERSON ST
 QUINCY FL 32351-2328

Date 12/29/23
 Primary Account

Page 3
 XXXXXXX6401

BUSINESS CHECKING + INTEREST

XXXXXXX6401 (Continued)

DEPOSITS AND OTHER CREDITS		
Date	Description	Amount
12/05	REMOTE CAPTURE DEPOSIT	14,462.34
12/05	REMOTE CAPTURE DEPOSIT	11,961.61
12/05	DEPOSIT	69.32
12/06	PAYMENTECH TRANSFER CCD EXCEL0004735809	35,194.21
12/06	ENGIE INSIGHT 820EFT0001CCD EF3120511561684 RMR*IV*6419001	2,111.97
	519.14\	
12/06	DTM*003*20231206**\ STATE OF FLORIDAPAYMENTS CTX ISA*00*NV *00*NV *ZZ*9001395052 *ZZ*NV *231205*1137*U*00200*	912.35
12/06	AMERICAN EXPRESSSETTLEMENTCCD 6585952864	121.03
12/06	STATE OF FLORIDAPAYMENTS CTX ISA*00*NV *00*NV *ZZ*9001395052 *ZZ*NV *231205*1137*U*00200*	11.75
12/06	DEPOSIT	499,300.83
12/07	CITY OF QUINCY UTILITY PDPPD	26,510.77
12/07	PAYMENTECH TRANSFER CCD EXCEL0004735809	16,641.28
12/07	CASS INFO. CARR.CONC ACCTSCCD CITY032351A	3,946.77
12/07	CITY OF QUINCY UTILITY PDCCD 15-96000416	2,251.44
12/07	ENGIE INSIGHT 820EFT0001CCD EF3120614111867 RMR*IV*8540001	162.28
	30.82\	
12/07	DTM*003*20231207**\ REMOTE CAPTURE DEPOSIT	10,314.10



e | statement

Capital City Bank OnLine

CITY OF QUINCY
 OPERATING ACCOUNT
 404 W JEFFERSON ST
 QUINCY FL 32351-2328

Date 12/29/23
 Primary Account

Page 4
 XXXXXXX6401

BUSINESS CHECKING + INTEREST

XXXXXX6401 (Continued)

DEPOSITS AND OTHER CREDITS		
Date	Description	Amount
12/07	REMOTE CAPTURE DEPOSIT	8,403.71
12/08	PAYMENTECH TRANSFER CCD EXCEL0004735809	17,809.73
12/08	ACTIVE MINERALS 12062023 CCD VE0090	629.64
12/08	AMERICAN EXPRESSSETTLEMENTCCD 6585952864	167.06
12/08	ENGIE INSIGHT 820EFT0001CCD EF3120712301880 RMR*IV*3745011 **58.73**\	58.73
12/08	DTM*003*20231208**\ STATE OF FLORIDAPAYMENTS CTX ISA*00*NV *00*NV *ZZ*9001395052 *ZZ*NV *231207*1136*U*00200*	21.75
12/08	STATE OF FLORIDAPAYMENTS CTX ISA*00*NV *00*NV *ZZ*9001395052 *ZZ*NV *231207*1136*U*00200*	10.97
12/11	PAYMENTECH TRANSFER CCD EXCEL0004735809	20,830.20
12/11	CASS INFO, CARR.CONC ACCTSCCD CITY032351A	356.12
12/11	AMERICAN EXPRESSSETTLEMENTCCD 6585952864	235.05
12/11	STATE OF FLORIDAPAYMENTS CTX ISA*00*NV *00*NV *ZZ*9001395052 *ZZ*NV *231208*1137*U*00200*	5.00
12/11	REMOTE CAPTURE DEPOSIT	14,072.12
12/11	REMOTE CAPTURE DEPOSIT	12,251.30
12/11	REMOTE CAPTURE DEPOSIT	6,921.67
12/11	REMOTE CAPTURE DEPOSIT	3,759.40



e | statement

Capital City Bank OnLine

CITY OF QUINCY
 OPERATING ACCOUNT
 404 W JEFFERSON ST
 QUINCY FL 32351-2328

Date 12/29/23
 Primary Account

Page 5
 XXXXXXX6401

BUSINESS CHECKING + INTEREST

XXXXXX6401 (Continued)

DEPOSITS AND OTHER CREDITS		
Date	Description	Amount
12/11	REMOTE CAPTURE DEPOSIT	1,128.42
12/12	PAYMENTECH TRANSFER CCD EXCEL0004735809	22,809.09
12/12	STATE OF FLORIDAPAYMENTS CTX ISA*00*NV *00*NV *ZZ*9001395052 *ZZ*NV *231211*1133*U*00200*	67.05
12/12	ENGIE INSIGHT 820EFT0001CCD EF3121112161633 RMR*IV*795011 **62.72**\	62.72
12/12	DTM*003*20231212**\ STATE OF FLORIDAPAYMENTS CTX ISA*00*NV *00*NV *ZZ*9001395052 *ZZ*NV *231211*1133*U*00200*	18.48
12/12	REMOTE CAPTURE DEPOSIT	7,146.75
12/12	REMOTE CAPTURE DEPOSIT	4,873.02
12/13	PAYMENTECH TRANSFER CCD EXCEL0004735809	18,171.95
12/13	AMERICAN EXPRESSSETTLEMENTCCD 6585952864	840.58
12/13	STATE OF FLORIDAPAYMENTS CTX ISA*00*NV *00*NV *ZZ*9001395052 *ZZ*NV *231212*1339*U*00200*	15.00
12/13	STATE OF FLORIDAPAYMENTS CTX ISA*00*NV *00*NV *ZZ*9001395052 *ZZ*NV *231212*1339*U*00200*	11.75
12/13	REMOTE CAPTURE DEPOSIT	13,287.65
12/13	REMOTE CAPTURE DEPOSIT	12,458.30
12/13	REMOTE CAPTURE DEPOSIT	9,691.50
12/13	REMOTE CAPTURE DEPOSIT	244.43



e | statement

Capital City Bank OnLine

CITY OF QUINCY
 OPERATING ACCOUNT
 404 W JEFFERSON ST
 QUINCY FL 32351-2328

Date 12/29/23
 Primary Account

Page 6
 XXXXXX6401

BUSINESS CHECKING + INTEREST

XXXXXXX6401 (Continued)

DEPOSITS AND OTHER CREDITS

Date	Description	Amount
12/14	PAYMENTECH TRANSFER CCD EXCEL0004735809	12,129.55
12/14	AMERICAN EXPRESSSETTLEMENTCCD 6585952864	589.37
12/14	ENGIE INSIGHT 820EFT0001CCD EF3121312091851 RMR*IV*8544001 **393.45**\	393.45
12/14	DTM*003*20231214**\ DEPOSIT	599,245.32
12/14	REMOTE CAPTURE DEPOSIT	7,805.47
12/14	REMOTE CAPTURE DEPOSIT	7,753.65
12/14	REMOTE CAPTURE DEPOSIT	6,543.48
12/14	REMOTE CAPTURE DEPOSIT	150.06
12/15	PAYMENTECH TRANSFER CCD EXCEL0004735809	16,618.19
12/15	TALQUIN ELECTRICACH PAYMENPPD	6,135.42
12/15	TALLAHASSEE COMMPAYMENT CCD SU-001067	517.89
12/15	AMERICAN EXPRESSSETTLEMENTCCD 6585952864	425.02
12/15	STATE OF FLORIDAPAYMENTS CTX ISA*00*NV *00*NV *ZZ*9001395052 *ZZ*NV *231214*1141*U*00200*	78.50
12/15	STATE OF FLORIDAPAYMENTS CTX ISA*00*NV *00*NV *ZZ*9001395052 *ZZ*NV *231214*1141*U*00200*	33.50
12/15	REMOTE CAPTURE DEPOSIT	34,093.73
12/15	REMOTE CAPTURE DEPOSIT	4,495.83
12/15	REMOTE CAPTURE DEPOSIT	1,818.70
12/18	PAYMENTECH TRANSFER CCD EXCEL0004735809	23,031.47



e | statement

Capital City Bank OnLine

CITY OF QUINCY
 OPERATING ACCOUNT
 404 W JEFFERSON ST
 QUINCY FL 32351-2328

Date 12/29/23
 Primary Account

Page 8
 XXXXXX6401

BUSINESS CHECKING + INTEREST

XXXXXXX6401 (Continued)

DEPOSITS AND OTHER CREDITS		
Date	Description	Amount
	ISA*00* *00* *ZZ*SBAC *ZZ*WELLS	
12/20	FARGO *231219*1349*U*00401* STATE OF FLORIDAPAYMENTS CTX ISA*00*NV *00*NV	221.75
12/20	*ZZ*9001395052 *ZZ*NV *231219*1134*U*00200* STATE OF FLORIDAPAYMENTS CTX ISA*00*NV *00*NV	5.00
12/20	*ZZ*9001395052 *ZZ*NV *231219*1134*U*00200*	
12/20	REMOTE CAPTURE DEPOSIT	19,777.91
12/20	REMOTE CAPTURE DEPOSIT	11,918.20
12/20	REMOTE CAPTURE DEPOSIT	10,179.29
12/21	ENGIE INSIGHT 820EFT0001CCD EF3122012421968 RMR*IV*1982011 **20148.85**\	20,432.20
12/21	DTM*003*20231221**\ PAYMENTECH TRANSFER CCD EXCEL0004735809	11,290.75
12/22	CITY OF QUINCY UTILITY PDPPD	92,393.74
12/22	PAYMENTECH TRANSFER CCD EXCEL0004735809	12,545.41
12/22	CASS INFO. CARR. CONC ACCTSCCD CITY032351A	9,377.12
12/22	ENGIE INSIGHT 820EFT0001CCD EF3122112251747 RMR*IV*6426002 **2283.26**\ DTM*003*20231222**\ CITY OF QUINCY UTILITY PDCCD 15-96000416	5,183.00
12/22	STATE OF FLORIDAPAYMENTS CTX	4,245.65
12/22	STATE OF FLORIDAPAYMENTS CTX	1,156.52



e | statement

Capital City Bank OnLine

CITY OF QUINCY
 OPERATING ACCOUNT
 404 W JEFFERSON ST
 QUINCY FL 32351-2328

Date 12/29/23
 Primary Account

Page 9
 XXXXXX6401

BUSINESS CHECKING + INTEREST

XXXXXX6401 (Continued)

DEPOSITS AND OTHER CREDITS		
Date	Description	Amount
	ISA*00*NV *00*NV *ZZ*9001395052 *ZZ*NV	
12/22	*231221*1138*U*00200* AMERICAN EXPRESSSETTLEMENTCCD 6585952864	103.07
12/22	STATE OF FLORIDAPAYMENTS CTX ISA*00*NV *00*NV *ZZ*9001395052 *ZZ*NV	38.50
12/26	*231221*1137*U*00200* STATE OF FLORIDAPAYMENTS CTX ISA*00*NV *00*NV	43,756.65
12/26	*ZZ*9001395052 *ZZ*NV *231222*1135*U*00200* PAYMENTECH TRANSFER CCD EXCEL0004735809	28,591.54
12/26	STATE OF FLORIDAPAYMENTS CTX ISA*00*NV *00*NV *ZZ*9001395052 *ZZ*NV	13,666.83
12/26	*231222*1134*U*00200* ENGIE INSIGHT 820EFT0001CCD EF3122212511762 RMR*IV*1482009 **2214.04**\	2,214.04
12/26	DTM*003*20231226**\ CASS INFO. CARR.CONC ACCTSCCD CITY032351A	1,064.86
12/26	CENTENNIAL BANK BANKTEL CCD	600.72
12/26	AMERICAN EXPRESSSETTLEMENTCCD 6585952864	574.15
12/26	STATE OF FLORIDAPAYMENTS CTX ISA*00*NV *00*NV *ZZ*9001395052 *ZZ*NV	20.00
12/26	*231222*1135*U*00200* A/A EXCESS EARNINGS INT CREDIT	3,688.09



e | statement

Capital City Bank OnLine

CITY OF QUINCY
 OPERATING ACCOUNT
 404 W JEFFERSON ST
 QUINCY FL 32351-2328

Date 12/29/23
 Primary Account

Page 10
 XXXXXX6401

BUSINESS CHECKING + INTEREST

XXXXXXX6401 (Continued)

DEPOSITS AND OTHER CREDITS

Date	Description	Amount
12/26	REMOTE CAPTURE DEPOSIT	21,198.19
12/26	REMOTE CAPTURE DEPOSIT	18,666.09
12/26	REMOTE CAPTURE DEPOSIT	13,622.21
12/26	REMOTE CAPTURE DEPOSIT	3,953.88
12/26	DEPOSIT	500.00
12/26	DEPOSIT	139.80
12/27	TRSF TO CHECKING XX6401 TRANSFER FOR DEBT SERVICE PAYMENT	91,215.08
12/27	PAYMENTECH TRANSFER CCD EXCEL0004735809	19,578.76
12/27	STATE OF FLORIDAPAYMENTS CTX ISA*00*NV *00*NV *ZZ*9001395052 *ZZ*NV *231226*1131*U*00200*	11,817.72
12/27	TRSF TO CHECKING XX6401 TRANSFER ARPA INVOICE MLK DRAINAGE P	10,000.00
12/27	ENGIE INSIGHT 820EFT0001CCD EF3122612361672 RMR*IV*3232013 **1846.52**\ DTM*003*20231227**\	2,002.08
12/27	AMERICAN EXPRESSSETTLEMENTCCD 6585952864	153.95
12/27	REMOTE CAPTURE DEPOSIT	22,214.40
12/28	CITY OF QUINCY A/P PAYMTCTX ISA*00*0000000000*00*0000000000 *ZZ*CITY OF QUINCY*ZZ*VENDOR PAYMENTS*231228*1220*U*00200*0	65,666.49
12/28	PAYMENTECH TRANSFER CCD EXCEL0004735809	18,706.59
12/28	ENGIE INSIGHT 820EFT0001CCD EF3122712212211	10,689.56



e | statement

Capital City Bank OnLine

CITY OF QUINCY
OPERATING ACCOUNT
404 W JEFFERSON ST
QUINCY FL 32351-2328

Date 12/29/23
Primary Account

Page 11
XXXXXXX6401

BUSINESS CHECKING + INTEREST

XXXXXXX6401 (Continued)

DEPOSITS AND OTHER CREDITS		
Date	Description	Amount
	RMR*IV*3233012 **10689.56**\ DTM*003*20231228**\ 12/28 AMERICAN EXPRESSSETTLEMENTCCD 6585952864	33.95
12/28	REMOTE CAPTURE DEPOSIT	43,951.42
12/28	REMOTE CAPTURE DEPOSIT	3,046.09
12/29	PAYMENTECH TRANSFER CCD EXCEL0004735809	14,201.45
12/29	ENGIE INSIGHT 820EFT0001CCD EF3122812211733 RMR*IV*5882001 **1242.19**\ DTM*003*20231229**\ 12/29 AMERICAN EXPRESSSETTLEMENTCCD 6585952864	1,242.19
		850.59

OTHER DEBITS		
Date	Description	Amount
12/01	CHARGEBACK	265.47-
12/01	TRSF TO CHECKING XX6702 DEBT S ERVICE FUNDS TRANSFER VIA ONLI	91,685.84-
12/01	TRSF TO CHECKING XX0002 TRSF T O CHECKING XX0002 DEBT SERVIC	30,000.00-
12/04	CHARGEBACK	280.00-
12/05	PAYMENTECH TRANSFER CCD EXCEL0004939386	1,381.73-
12/06	PAYMENTECH TRANSFER CCD EXCEL0004939386	250.00-
12/07	CITY OF QUINCY A/P PAYMTCTX	259,021.65-
12/07	AMER FUNDS INST PAYMENTS CTX	25,298.14-



e | statement

Capital City Bank OnLine

CITY OF QUINCY
 OPERATING ACCOUNT
 404 W JEFFERSON ST
 QUINCY FL 32351-2328

Date 12/29/23
 Primary Account

Page 12
 XXXXXX6401

BUSINESS CHECKING + INTEREST XXXXXX6401 (Continued)

		OTHER DEBITS	
Date	Description		Amount
	ISA*00* *00*		
	*ZZ*AMER FUNDS INST*ZZ*THE CI		
	TY OF QUI*231206*1600*U*00400*		
12/07	PAYMENTECH TRANSFER CCD		285.00-
	EXCEL0004939386		
12/08	CITY OF QUINCY PAYROLL PPD		187,241.41-
12/08	CITY OF QUINCY A/P PAYMTCTX		141,907.42-
12/08	CITY OF QUINCY A/P PAYMTCTX		679.65-
12/08	CITY OF QUINCY PAYROLL PPD		139.63-
12/11	CHARGEBACK		231.66-
12/11	CHARGEBACK		134.63-
12/11	CITY OF QUINCY A/P PAYMTCTX		9,280.30-
12/12	CHARGEBACK		450.83-
12/12	IRS USATAXPYMTCCD		64,091.76-
	270374683055718		
12/12	FL DEPT OF REVENCHILDSUPP CCD		3,689.78-
	202312120000160		
12/14	FLA DEPT REVENUEC22 CCD		66.36-
	73433912		
12/14	FLA DEPT REVENUEC01 CCD		35.88-
	73433806		
12/18	CHARGEBACK		430.97-
12/18	CHARGEBACK		353.00-
12/18	CHARGEBACK		129.00-
12/18	TRSF TO CHECKING XX0901 2023 C		599,245.32-
	RA1 AND CRA2 GADSDEN COUNTY BO		
12/19	CITY OF QUINCY A/P PAYMTCTX		3,071.25-
12/19	PAYMENTECH TRANSFER CCD		200.00-
	EXCEL0004939386		
12/20	CITY OF QUINCY PAYROLL PPD		179,405.92-
12/20	BANK CARD PAYMENT CCD		9,528.28-
	471529000377577		
12/20	CITY OF QUINCY A/P PAYMTCTX		832.33-



e | statement

Capital City Bank OnLine

CITY OF QUINCY
 OPERATING ACCOUNT
 404 W JEFFERSON ST
 QUINCY FL 32351-2328

Date 12/29/23
 Primary Account

Page 13
 XXXXXXX6401

BUSINESS CHECKING + INTEREST

XXXXXXXX6401 (Continued)

				OTHER DEBITS
Date	Description			Amount
12/20	PAYMENTECH	TRANSFER	CCD	345.00-
	EXCEL0004939386			
12/21	CHARGEBACK			1,510.07-
12/21	CITY OF QUINCY	A/P PAYMTCTX		628,221.36-
12/21	IRS	USATAXPYMTCCD		53,088.33-
	270375525825369			
12/21	PAYMENTECH	TRANSFER	CCD	200.00-
	EXCEL0004939386			
12/21	PAYMENTECH	TRANSFER	CCD	63.00-
	EXCEL0004735806			
12/22	CHARGEBACK			94.50-
12/22	FLA DEPT REVENUEC01		CCD	24,633.91-
	74416444			
12/22	FLA DEPT REVENUEC22		CCD	21,575.05-
	74407430			
12/26	CHARGEBACK			289.86-
12/26	CHARGEBACK			165.57-
12/26	AMER FUNDS INST PAYMENTS		CTX	24,455.71-
	ISA*00*		*00*	
	*ZZ*AMER FUNDS INST*ZZ*THE CI			
	TY OF QUI*231222*1049*U*00400*			
12/26	FL DEPT OF REVENCHILDSUPP		CCD	3,272.78-
	202312260001794			
12/26	PAYMENTECH	TRANSFER	CCD	121.50-
	EXCEL0004939386			
12/27	CHARGEBACK			3,873.68-
12/27	CHARGEBACK			248.71-
12/27	PAYMENTECH	TRANSFER	CCD	600.00-
	EXCEL0004939386			
12/28	CHARGEBACK			1,753.11-
12/28	CITY OF QUINCY	A/P PAYMTCTX		65,666.49-
12/28	CITY OF QUINCY	A/P PAYMTCTX		4,421.51-
12/29	CITY OF QUINCY	A/P PAYMTCTX		316,650.81-



e | statement

Capital City Bank OnLine

CITY OF QUINCY
 OPERATING ACCOUNT
 404 W JEFFERSON ST
 QUINCY FL 32351-2328

Date 12/29/23
 Primary Account

Page 14
 XXXXXXX6401

BUSINESS CHECKING + INTEREST

XXXXXXXX6401 (Continued)

OTHER DEBITS				
Date	Description			Amount
12/29	PAYMENTECH	TRANSFER	CCD	234.11-
	EXCEL0004735806			
12/29	CITY OF QUINCY	PAYROLL	PPD	59.34-

CHECKS IN NUMBER ORDER					
Date	Check No	Amount	Date	Check No	Amount
12/20	9953544	25.88	12/15	9953747	254.76
12/06	9953550*	203.22	12/20	9953748	269.50
12/05	9953552*	172.19	12/21	9953750*	47.84
12/06	9953629*	9,380.00	12/11	9953752*	259.07
12/06	9953633*	246.80	12/04	9953753	139.67
12/05	9953677*	501.80	12/15	9953754	241.57
12/01	9953678	1,343.16	12/22	9953755	183.35
12/07	9953680*	84.00	12/26	9953756	82.85
12/04	9953682*	201.77	12/12	9953757	123.50
12/04	9953690*	9.50	12/07	9953758	166.86
12/19	9953692*	100.00	12/06	9953760*	94.08
12/04	9953701*	1,786.63	12/04	9953761	1,065.00
12/04	9953702	3,266.12	12/01	9953762	236.66
12/07	9953711*	148.00	12/01	9953763	2,960.84
12/01	9953712	801.54	12/05	9953764	3,018.38
12/27	9953727*	80.00	12/04	9953765	83.40
12/20	9953729*	100.00	12/01	9953766	333.30
12/06	9953730	40.00	12/04	9953767	220.00
12/20	9953736*	80.00	12/05	9953768	1,136.81
12/06	9953738*	185.53	12/05	9953769	164.45
12/06	9953740*	262.10	12/01	9953770	801.96
12/29	9953741	165.96	12/04	9953771	658.17
12/06	9953742	214.52	12/12	9953772	165.47
12/07	9953745*	128.19	12/04	9953773	41,800.00
12/27	9953746	131.42	12/01	9953775*	235.58

* Denotes missing check numbers



e | statement

Capital City Bank OnLine

CITY OF QUINCY
 OPERATING ACCOUNT
 404 W JEFFERSON ST
 QUINCY FL 32351-2328

Date 12/29/23
 Primary Account

Page 15
 XXXXXX6401

BUSINESS CHECKING + INTEREST

XXXXXX6401 (Continued)

CHECKS IN NUMBER ORDER					
Date	Check No	Amount	Date	Check No	Amount
12/06	9953776	5,258.00	12/12	9953818	100.00
12/01	9953777	125.00	12/11	9953819	500.00
12/01	9953778	15,922.50	12/14	9953820	150.00
12/04	9953779	5,950.00	12/12	9953821	300.00
12/05	9953780	262.73	12/14	9953822	292.92
12/07	9953781	10,000.00	12/14	9953823	1,943.79
12/05	9953782	16,154.40	12/14	9953824	2,306.10
12/04	9953785*	160.00	12/14	9953825	1,780.40
12/04	9953786	200.00	12/18	9953826	233.41
12/04	9953787	218.00	12/20	9953827	112.20
12/04	9953788	218.00	12/18	9953828	1,788.19
12/07	9953789	2,087.10	12/14	9953829	662.24
12/04	9953790	281.00	12/13	9953830	23.85
12/01	9953795*	10,000.00	12/14	9953831	853.87
12/04	9953796	5,000.00	12/26	9953832	704.40
12/11	9953798*	243.80	12/14	9953834*	53.16
12/12	9953799	198.55	12/19	9953835	139.97
12/11	9953800	159.31	12/14	9953836	225.00
12/11	9953801	25.40	12/11	9953837	5,189.15
12/11	9953802	922.53	12/19	9953838	9,059.78
12/08	9953803	866.88	12/08	9953840*	2,500.00
12/11	9953804	516.30	12/19	9953842*	191.08
12/11	9953805	200.00	12/13	9953843	93.08
12/12	9953806	140.00	12/22	9953844	101.04
12/27	9953807	160.00	12/14	9953845	10,769.60
12/20	9953809*	110.00	12/13	9953846	18,672.50
12/11	9953811*	172.00	12/14	9953847	1,351.86
12/11	9953812	172.00	12/18	9953848	1,781.65
12/12	9953813	64.00	12/12	9953849	91.55
12/12	9953814	140.00	12/18	9953850	329.98
12/12	9953815	136.00	12/13	9953851	125.00
12/20	9953816	160.00	12/15	9953852	639.10
12/26	9953817	48.00	12/18	9953854*	722.00

* Denotes missing check numbers



e | statement

Capital City Bank OnLine

CITY OF QUINCY
 OPERATING ACCOUNT
 404 W JEFFERSON ST
 QUINCY FL 32351-2328

Date 12/29/23
 Primary Account

Page 16
 XXXXXX6401

BUSINESS CHECKING + INTEREST

XXXXXXX6401 (Continued)

CHECKS IN NUMBER ORDER					
Date	Check No	Amount	Date	Check No	Amount
12/15	9953855	4,918.00	12/14	9953894	300.00
12/12	9953856	550.00	12/18	9953895	300.00
12/11	9953857	500.00	12/13	9953896	300.00
12/21	9953858	500.00	12/12	9953897	300.00
12/11	9953859	500.00	12/20	9953898	300.00
12/11	9953861*	500.00	12/12	9953899	300.00
12/11	9953862	300.00	12/14	9953900	300.00
12/13	9953863	300.00	12/12	9953901	300.00
12/12	9953865*	500.00	12/14	9953902	300.00
12/27	9953866	300.00	12/12	9953903	200.00
12/12	9953867	300.00	12/14	9953904	200.00
12/15	9953868	300.00	12/14	9953905	300.00
12/15	9953869	300.00	12/18	9953906	300.00
12/18	9953871*	500.00	12/13	9953907	300.00
12/12	9953872	300.00	12/12	9953908	300.00
12/11	9953875*	500.00	12/12	9953909	300.00
12/12	9953876	300.00	12/12	9953910	300.00
12/18	9953877	300.00	12/12	9953911	300.00
12/12	9953878	300.00	12/11	9953912	300.00
12/12	9953879	500.00	12/11	9953913	300.00
12/18	9953880	300.00	12/14	9953914	300.00
12/12	9953881	300.00	12/12	9953915	300.00
12/11	9953882	300.00	12/13	9953916	300.00
12/20	9953883	300.00	12/11	9953917	300.00
12/13	9953884	300.00	12/12	9953918	300.00
12/13	9953885	300.00	12/14	9953919	300.00
12/11	9953886	300.00	12/11	9953920	300.00
12/18	9953888*	300.00	12/12	9953921	300.00
12/27	9953889	300.00	12/12	9953922	300.00
12/11	9953890	300.00	12/18	9953923	300.00
12/12	9953891	300.00	12/11	9953924	300.00
12/13	9953892	300.00	12/12	9953925	300.00
12/13	9953893	300.00	12/13	9953926	300.00

* Denotes missing check numbers



e | statement

Capital City Bank OnLine

CITY OF QUINCY
 OPERATING ACCOUNT
 404 W JEFFERSON ST
 QUINCY FL 32351-2328

Date 12/29/23
 Primary Account

Page 17
 XXXXXX6401

BUSINESS CHECKING + INTEREST

XXXXXX6401 (Continued)

CHECKS IN NUMBER ORDER					
Date	Check No	Amount	Date	Check No	Amount
12/12	9953927	300.00	12/11	9953961	300.00
12/12	9953928	300.00	12/11	9953962	300.00
12/13	9953929	300.00	12/19	9953963	300.00
12/13	9953930	300.00	12/12	9953964	300.00
12/22	9953931	300.00	12/11	9953965	300.00
12/22	9953932	300.00	12/12	9953966	300.00
12/12	9953933	300.00	12/28	9953967	300.00
12/13	9953934	200.00	12/14	9953968	300.00
12/27	9953936*	200.00	12/19	9953969	300.00
12/12	9953937	200.00	12/11	9953970	300.00
12/18	9953938	200.00	12/12	9953971	300.00
12/20	9953939	500.00	12/12	9953972	300.00
12/12	9953940	200.00	12/14	9953973	300.00
12/12	9953941	200.00	12/15	9953974	300.00
12/12	9953942	200.00	12/11	9953975	300.00
12/13	9953943	200.00	12/14	9953976	300.00
12/13	9953944	200.00	12/13	9953977	300.00
12/13	9953945	200.00	12/13	9953978	300.00
12/14	9953946	200.00	12/13	9953979	300.00
12/11	9953947	300.00	12/12	9953980	500.00
12/12	9953948	300.00	12/12	9953981	300.00
12/13	9953949	300.00	12/12	9953982	300.00
12/13	9953950	300.00	12/13	9953983	300.00
12/15	9953951	300.00	12/14	9953984	300.00
12/13	9953952	300.00	12/12	9953985	300.00
12/11	9953953	300.00	12/12	9953986	300.00
12/21	9953954	300.00	12/12	9953987	300.00
12/12	9953955	500.00	12/14	9953988	300.00
12/15	9953956	200.00	12/13	9953989	300.00
12/11	9953957	300.00	12/13	9953990	300.00
12/20	9953958	300.00	12/19	9953991	200.00
12/15	9953959	300.00	12/13	9953992	300.00
12/13	9953960	300.00	12/12	9953993	300.00

* Denotes missing check numbers



e | statement

Capital City Bank OnLine

CITY OF QUINCY
 OPERATING ACCOUNT
 404 W JEFFERSON ST
 QUINCY FL 32351-2328

Date 12/29/23
 Primary Account

Page 18
 XXXXXX6401

BUSINESS CHECKING + INTEREST

XXXXXX6401 (Continued)

CHECKS IN NUMBER ORDER					
Date	Check No	Amount	Date	Check No	Amount
12/11	9953994	300.00	12/21	9954027	870.40
12/14	9953995	300.00	12/22	9954028	507.28
12/14	9953996	300.00	12/26	9954029	120.00
12/12	9953997	300.00	12/26	9954030	200.00
12/12	9953998	300.00	12/26	9954031	144.00
12/12	9953999	300.00	12/26	9954034*	180.00
12/27	9954000	300.00	12/22	9954035	144.00
12/13	9954001	300.00	12/22	9954036	144.00
12/13	9954002	300.00	12/26	9954038*	144.00
12/12	9954003	300.00	12/26	9954039	144.00
12/12	9954004	300.00	12/22	9954040	168.00
12/12	9954005	300.00	12/26	9954041	144.00
12/12	9954006	300.00	12/22	9954042	100.00
12/13	9954007	200.00	12/26	9954044*	97.03
12/13	9954008	300.00	12/21	9954048*	201.43
12/13	9954009	300.00	12/26	9954049	83.94
12/20	9954010	15.96	12/27	9954051*	50.26
12/20	9954011	59.00	12/28	9954054*	154.72
12/21	9954012	7,307.89	12/27	9954056*	86.05
12/18	9954013	150.00	12/27	9954060*	53.24
12/26	9954014	245.16	12/29	9954061	214.11
12/26	9954015	96.72	12/28	9954071*	129.86
12/26	9954016	1,080.24	12/28	9954073*	171.60
12/20	9954017	5,211.02	12/22	9954077*	3,333.00
12/28	9954018	496.35	12/29	9954078	900.00
12/29	9954019	1,343.16	12/27	9954080*	178.88
12/12	9954020	350.00	12/26	9954081	550.00
12/19	9954021	300.00	12/28	9954082	54.63
12/14	9954022	153.80	12/27	9954083	438.90
12/22	9954023	226.26	12/27	9954090*	282.78
12/22	9954024	214.75	12/26	9954091	3,000.00
12/22	9954025	263.20	12/28	9954092	341.37
12/22	9954026	922.52	12/28	9954093	6,440.88

* Denotes missing check numbers



e | statement

Capital City Bank OnLine

CITY OF QUINCY
 OPERATING ACCOUNT
 404 W JEFFERSON ST
 QUINCY FL 32351-2328

Date 12/29/23
 Primary Account

Page 19
 XXXXXX6401

BUSINESS CHECKING + INTEREST

XXXXXXX6401 (Continued)

CHECKS IN NUMBER ORDER					
Date	Check No	Amount	Date	Check No	Amount
12/27	9954094	767.60	12/22	9954106	3,300.00
12/28	9954099*	1,000.56	12/29	9954108*	339.00
12/22	9954104*	3,300.00	12/28	9954111*	15,340.00
12/22	9954105	5,185.00	12/21	9954112	4,850.00

* Denotes missing check numbers

DAILY BALANCE INFORMATION					
Date	Balance	Date	Balance	Date	Balance
12/01	1,553,207.37	12/12	1,619,029.04	12/21	1,138,448.47
12/04	1,560,032.75	12/13	1,646,035.77	12/22	1,198,495.62
12/05	1,657,298.05	12/14	2,255,701.14	12/26	1,315,382.91
12/06	2,178,815.94	12/15	2,312,164.49	12/27	1,464,313.38
12/07	1,949,827.35	12/18	1,839,632.04	12/28	1,510,136.40
12/08	1,635,190.24	12/19	1,880,608.53	12/29	1,206,524.14
12/11	1,669,343.37	12/20	1,803,885.84		

-----END OF STATEMENT-----

CHECKING ACCOUNT

BUSINESS CHECKING + INTEREST		Images	1
Account Number	XXXXXX0002	Statement Dates	12/01/23 thru 12/31/23
Previous Balance	57,663.69	Days in this Statement Period	31
1 Deposits/Credits	30,000.00	Avg Ledger Balance	85,108.20
1 Checks/Debits	15,844.00	Avg Collected Balance	85,108.20
Service Charges	.00		
Interest Paid	.00		
Ending Balance	71,819.69	2023 Interest Paid	29.71

Bank Statement Balance, 12/31/2023	\$	71,819.69
Deposit in Transit		
Outstanding AP Transactions		
Outstanding checks		

Reconciled Balance, 12/31/2023	\$	71,819.69
---------------------------------------	----	-----------

General Ledger Balance, 12/31/2023	\$	71,819.69
Interest income		
Account analysis charge		

General Ledger Balance 12/31/2023	\$	71,819.69
--	----	-----------

Difference	\$	-
-------------------	----	---



e | statement

Capital City Bank OnLine

This October, clients will receive two statements due to system upgrades. The second statement covers a partial month of transactions. Regular statements will resume in November. We apologize for any inconvenience.

CITY OF QUINCY
 CAPITAL IMPROVEMENT
 REVENUE BONDS SERIES 2002
 404 W JEFFERSON ST
 QUINCY FL 32351-2328

Date 12/29/23
 Primary Account

Page 1
 XXXXXXXX0002

CHECKING ACCOUNT

BUSINESS CHECKING + INTEREST		Images	1
Account Number	XXXXXXXX0002	Statement Dates	12/01/23 thru 12/31/23
Previous Balance	57,663.69	Days in this Statement Period	31
1 Deposits/Credits	30,000.00	Avg Ledger Balance	85,108.20
1 Checks/Debits	15,844.00	Avg Collected Balance	85,108.20
Service Charges	.00		
Interest Paid	.00		
Ending Balance	71,819.69	2023 Interest Paid	29.71

DEPOSITS AND OTHER CREDITS

Date	Description	Amount
12/01	TRSF TO CHECKING XX0002 TRSF T O CHECKING XX0002 DEBT SERVIC	30,000.00

CHECKS IN NUMBER ORDER

Date	Check No	Amount
12/27	30129	15,844.00

* Denotes missing check numbers



e | statement

Capital City Bank OnLine

CITY OF QUINCY
CAPITAL IMPROVEMENT
REVENUE BONDS SERIES 2002
404 W JEFFERSON ST
QUINCY FL 32351-2328

Date 12/29/23
Primary Account

Page 2
XXXXXXXX0002

BUSINESS CHECKING + INTEREST

XXXXXXXX0002 (continued)

DAILY BALANCE INFORMATION

Date	Balance	Date	Balance
12/01	87,663.69	12/27	71,819.69

-----END OF STATEMENT-----

*** CHECKING *** 1406 PAN BUS MMA NI
 ACCOUNT NUMBER 0111010096
 PREVIOUS STATEMENT BALANCE AS OF 11/30/23 80,131.96
 PLUS 1 DEPOSITS AND OTHER CREDITS 204.17
 LESS 0 CHECKS AND OTHER DEBITS00
 CURRENT STATEMENT BALANCE AS OF 12/31/23 80,336.13
 NUMBER OF DAYS IN THIS STATEMENT PERIOD 31

Bank Statement Balance, 12/31/2023	\$	80,336.13
Deposit in Transit - CRCPT		
Point and pay in Transit Deposits in Transit		
O/S AP Transactions		
Outstanding Checks		
Reconciled Balance, 12/31/2023	\$	80,336.13
General Ledger Balance, 12/31/2023	\$	80,336.13
Interest income		
Dormant account charge		
General Ledger Balance 12/31/2023	\$	80,336.13
Difference	\$	-



P.O. BOX 966
 CONWAY, AR 72033
 888-372-9788
 www.my100bank.com



RETURN SERVICE REQUESTED

*****AUTO**SCH 5-DIGIT 32351

306 0.4670 AV 0.498 3 1 54 122844-01A**000306



CITY OF QUINCY
 UTILITY BOND FUNDS
 404 W JEFFERSON ST
 QUINCY FL 32351-2328

12/31/23
 *****0096

CYCLE-031

*** CHECKING *** 1406 PAN BUS MMA NI
 ACCOUNT NUMBER 0111010096
 PREVIOUS STATEMENT BALANCE AS OF 11/30/23 80,131.96
 PLUS 1 DEPOSITS AND OTHER CREDITS 204.17
 LESS 0 CHECKS AND OTHER DEBITS00
 CURRENT STATEMENT BALANCE AS OF 12/31/23 80,336.13
 NUMBER OF DAYS IN THIS STATEMENT PERIOD 31

CHECKING ACCOUNT TRANSACTIONS

DATE	DESCRIPTION	DEBITS	CREDITS
12/31	INTEREST PAYMENT		204.17

BALANCE BY DATE

DATE	BALANCE	DATE	BALANCE	DATE	BALANCE	DATE	BALANCE
11/30	80,131.96	12/31	80,336.13				

PAYER FEDERAL ID NUMBER..... 71-0009885
 INTEREST PAID YEAR TO DATE..... 2,371.37

CHECKING ACCOUNT

BUSINESS CHECKING + INTEREST		Images	4
Account Number	XXXXXXX0901	Statement Dates	12/01/23 thru 12/31/23
Previous Balance	695,004.61	Days in this Statement Period	31
1 Deposits/Credits	599,245.32	Avg Ledger Balance	951,136.76
6 Checks/Debits	26,775.67	Avg Collected Balance	951,136.76
Service Charges	.00		
Interest Paid	.00		
Ending Balance	1,267,474.26	2023 Interest Paid	173.74

Bank Statement Balance, 12/31/2023 1,267,474.26
 Deposit in Transit - CRCPT

O/S AP Transactions
 Outstanding checks \$ (31,637.12)

Reconciled Balance, 12/31/2023 1,235,837.14

General Ledger Balance, 12/31/2023 1,235,837.14
 pending journal entry
 Interest income

General Ledger Balance 12/31/2023 1,235,837.14

Difference 0.00



e | statement

Capital City Bank OnLine

This October, clients will receive two statements due to system upgrades. The second statement covers a partial month of transactions. Regular statements will resume in November. We apologize for any inconvenience.

CITY OF QUINCY
 COMMUNITY REDEVELOPMENT AREA
 TRUST FUND
 404 W JEFFERSON ST
 QUINCY FL 32351-2328

Date 12/29/23
 Primary Account

Page 1
 XXXXXXX0901

CHECKING ACCOUNT

BUSINESS CHECKING + INTEREST		Images	4
Account Number	XXXXXXXX0901	Statement Dates	12/01/23 thru 12/31/23
Previous Balance	695,004.61	Days in this Statement Period	31
1 Deposits/Credits	599,245.32	Avg Ledger Balance	951,136.76
6 Checks/Debits	26,775.67	Avg Collected Balance	951,136.76
Service Charges	.00		
Interest Paid	.00		
Ending Balance	1,267,474.26	2023 Interest Paid	173.74

DEPOSITS AND OTHER CREDITS

Date	Description	Amount
12/18	TRSF TO CHECKING XX0901 2023 C RA1 AND CRA2 GADSDEN COUNTY BO	599,245.32

OTHER DEBITS

Date	Description	Amount
12/01	TRSF TO CHECKING XX6401 TRANSF COQ OPERATING FOR ADMIN SUPPO	1,666.67-
12/21	CITY OF QUINCY A/P PAYMTCTX	500.00-



e | statement

Capital City Bank OnLine

CITY OF QUINCY
COMMUNITY REDEVELOPMENT AREA
TRUST FUND
404 W JEFFERSON ST
QUINCY FL 32351-2328

Date 12/29/23
Primary Account

Page 2
XXXXXXXX0901

BUSINESS CHECKING + INTEREST

XXXXXXXX0901 (Continued)

CHECKS IN NUMBER ORDER

Date	Check No	Amount	Date	Check No	Amount
12/26	12156	10,000.00	12/13	12163	9,149.00
12/01	12162*	5,040.00	12/27	12164	420.00

* Denotes missing check numbers

DAILY BALANCE INFORMATION

Date	Balance	Date	Balance	Date	Balance
12/01	688,297.94	12/18	1,278,394.26	12/26	1,267,894.26
12/13	679,148.94	12/21	1,277,894.26	12/27	1,267,474.26

-----END OF STATEMENT-----

CHECKING ACCOUNT

BUSINESS CHECKING + INTEREST		Images	0
Account Number	XXXXXXXX1001	Statement Dates	12/01/23 thru 12/31/23
Previous Balance	2,191,891.84	Days in this Statement Period	31
Deposits/Credits	.00	Avg Ledger Balance	2,190,278.93
1 Checks/Debits	10,000.00	Avg Collected Balance	2,190,278.93
Service Charges	.00		
Interest Paid	.00		
Ending Balance	2,181,891.84		

Bank Statement Balance, 12/31/2023	\$	2,181,891.84
TRANSFER IN TRANSIT		

Reconciled Balance, 12/31/2023	\$	2,181,891.84
---------------------------------------	-----------	---------------------

General Ledger Balance, 12/31/2023	\$	2,181,891.84
Interest income		
Account analysis charge		

General Ledger Balance 12/31/2023	\$	2,181,891.84
--	-----------	---------------------

Difference	\$	-
-------------------	-----------	----------



e | statement

Capital City Bank OnLine

This October, clients will receive two statements due to system upgrades. The second statement covers a partial month of transactions. Regular statements will resume in November. We apologize for any inconvenience.

CITY OF QUINCY
IMPROVEMENT & REFUNDING
REVENUE BONDS, SERIES 2003
404 W JEFFERSON ST
QUINCY FL 32351-2328

Date 12/29/23
Primary Account

Page 1
XXXXXXXX1001

CHECKING ACCOUNT

BUSINESS CHECKING + INTEREST		Images	0
Account Number	XXXXXXXX1001	Statement Dates	12/01/23 thru 12/31/23
Previous Balance	2,191,891.84	Days in this Statement Period	31
Deposits/Credits	.00	Avg Ledger Balance	2,190,278.93
1 Checks/Debits	10,000.00	Avg Collected Balance	2,190,278.93
Service Charges	.00		
Interest Paid	.00		
Ending Balance	2,181,891.84		

OTHER DEBITS

Date	Description	Amount
12/27	TRSF TO CHECKING XX6401 TRANSF ER ARPA INVOICE MLK DRAINAGE P	10,000.00-

DAILY BALANCE INFORMATION

Date	Balance	Date	Balance
12/01	2,191,891.84	12/27	2,181,891.84

-----END OF STATEMENT-----

*** CHECKING *** 1506 PAN BUSINESS MM
ACCOUNT NUMBER 0111012829
PREVIOUS STATEMENT BALANCE AS OF 11/30/23 22,642.20
PLUS 1 DEPOSITS AND OTHER CREDITS 17.31
LESS 0 CHECKS AND OTHER DEBITS00
CURRENT STATEMENT BALANCE AS OF 12/31/23 22,659.51
NUMBER OF DAYS IN THIS STATEMENT PERIOD 31

Bank Statement Balance, 12/31/2023 \$ **22,659.51**

Reconciled Balance, 12/31/2023 \$ **22,659.51**

General Ledger Balance, 12/31/2023 \$ **22,659.51**
Interest Income
Dormant Account Charge

General Ledger Balance 12/31/2023 \$ **22,659.51**

Difference \$ **-**



P.O. BOX 966
 CONWAY, AR 72033
 888-372-9788
 www.my100bank.com



RETURN SERVICE REQUESTED

*****AUTO**SCH 5-DIGIT 32351
 307 0.4670 AV 0.498 3 155 122844-01A**000307



CITY OF QUINCY
 LAW ENFORCEMENT TRUST FUND ACCOUNT
 404 W JEFFERSON ST
 QUINCY FL 32351-2328

12/31/23
 *****2829
 CYCLE-031

*** CHECKING *** 1506 PAN BUSINESS MM
 ACCOUNT NUMBER 0111012829
 PREVIOUS STATEMENT BALANCE AS OF 11/30/23 22,642.20
 PLUS 1 DEPOSITS AND OTHER CREDITS 17.31
 LESS 0 CHECKS AND OTHER DEBITS00
 CURRENT STATEMENT BALANCE AS OF 12/31/23 22,659.51
 NUMBER OF DAYS IN THIS STATEMENT PERIOD 31

CHECKING ACCOUNT TRANSACTIONS

DATE	DESCRIPTION	DEBITS	CREDITS
12/31	INTEREST PAYMENT		17.31

BALANCE BY DATE

DATE	BALANCE	DATE	BALANCE	DATE	BALANCE	DATE	BALANCE
11/30	22,642.20	12/31	22,659.51				

PAYER FEDERAL ID NUMBER..... 71-0009885
 INTEREST PAID YEAR TO DATE..... 228.37

CHECKING ACCOUNT

BUSINESS CHECKING + INTEREST		Images	0
Account Number	XXXXXXX3401	Statement Dates	12/01/23 thru 12/31/23
Previous Balance	50,474.70	Days in this Statement Period	31
Deposits/Credits	.00	Avg Ledger Balance	50,474.70
Checks/Debits	.00	Avg Collected Balance	50,474.70
Service Charges	.00		
Interest Paid	.00		
Ending Balance	50,474.70		

Bank Statement Balance, 12/31/2023	\$	50,474.70
Deposit in Transit		
Outstanding AP Transaction		
Outstanding Checks		

Reconciled Balance, 12/31/2023	\$	50,474.70
---------------------------------------	----	------------------

General Ledger Balance, 12/31/2023	\$	50,474.70
Interest income		
Account analysis charge		

General Ledger Balance 12/31/2023	\$	50,474.70
--	----	------------------

Difference	\$	-
-------------------	----	----------



e | statement

Capital City Bank OnLine

This October, clients will receive two statements due to system upgrades. The second statement covers a partial month of transactions. Regular statements will resume in November. We apologize for any inconvenience.

CITY OF QUINCY
LANDFILL LONG-TERM CARE ESCROW
404 W JEFFERSON ST
QUINCY FL 32351-2328

Date 12/29/23
Primary Account

Page 1
XXXXXXXX3401

CHECKING ACCOUNT

BUSINESS CHECKING + INTEREST		Images	0
Account Number	XXXXXXXX3401	Statement Dates	12/01/23 thru 12/31/23
Previous Balance	50,474.70	Days in this Statement Period	31
Deposits/Credits	.00	Avg Ledger Balance	50,474.70
Checks/Debits	.00	Avg Collected Balance	50,474.70
Service Charges	.00		
Interest Paid	.00		
Ending Balance	50,474.70		

DAILY BALANCE INFORMATION

Date	Balance
12/01	50,474.70

-----END OF STATEMENT-----



e | statement

Capital City Bank OnLine

This October, clients will receive two statements due to system upgrades. The second statement covers a partial month of transactions. Regular statements will resume in November. We apologize for any inconvenience.

CITY OF QUINCY
WW 200110 LOAN RESERVE
404 W JEFFERSON ST
QUINCY FL 32351-2328

Date 12/29/23
Primary Account

Page 1
XXXXXXXX3611

SAVINGS ACCOUNT

Everyday Savings for Business		Statement Dates	10/02/23 thru 12/31/23
Account Number	XXXXXXXX3611	Days in this Statement Period	91
Previous Balance	1,961.54	Avg Ledger Balance	1,961.54
Deposits/Credits	.00	Avg Collected Balance	1,961.54
Checks/Debits	.00	Interest Earned	.24
Service Charge	.00	Annual Percentage Yield Earned	0.05%
Interest Paid	.25	2023 Interest Paid	.74
Ending Balance	1,961.79		

CREDITS AND DEBITS

Date	Description	Amount
12/31	INTEREST DEPOSIT	.25

DAILY BALANCE INFORMATION

Date	Balance	Date	Balance
10/02	1,961.54	12/31	1,961.79



e | statement

Capital City Bank OnLine

CITY OF QUINCY
WW 200110 LOAN RESERVE
404 W JEFFERSON ST
QUINCY FL 32351-2328

Date 12/29/23
Primary Account

Page 2
XXXXXXXX3611

Everyday Savings for Business

XXXXXXXX3611 (Continued)

INTEREST RATE SUMMARY

Date	Interest Rate
10/01	0.050000%

-----END OF STATEMENT-----

SAVINGS ACCOUNT

REGULAR SAVINGS BUSINESS			
Account Number	XXXXXX3920	Statement Dates	10/02/23 thru 12/31/23
Previous Balance	2,002,702.62	Days in this Statement Period	91
Deposits/Credits	.00	Avg Ledger Balance	2,002,702.62
Checks/Debits	.00	Avg Collected Balance	2,002,702.62
Service Charge	.00	Interest Earned	249.66
Interest Paid	249.66	Annual Percentage Yield Earned	0.05%
Ending Balance	2,002,952.28	2023 Interest Paid	1,001.22

Bank Statement Balance, 12/31/2023	\$ 2,002,952.28
Deposit in Transit - CRCPT	
Point and pay in Transit Deposits in Transit	
O/S AP Transactions	
outstanding checks	
Reconciled Balance, 12/31/2023	\$ 2,002,952.28
General Ledger Balance, 12/31/2023	\$ 2,002,952.28
Interest income	
Interest income	
Account analysis charge	
General Ledger Balance 12/31/2023	\$ 2,002,952.28
Difference	\$ -



e | statement

Capital City Bank OnLine

This October, clients will receive two statements due to system upgrades. The second statement covers a partial month of transactions. Regular statements will resume in November. We apologize for any inconvenience.

CITY OF QUINCY
UTILITY DEPOSIT ACCOUNT
404 W JEFFERSON ST
QUINCY FL 32351-2328

Date 12/29/23
Primary Account

Page 1
XXXXXXX3920

SAVINGS ACCOUNT

REGULAR SAVINGS BUSINESS			
Account Number	XXXXXXX3920	Statement Dates	10/02/23 thru 12/31/23
Previous Balance	2,002,702.62	Days in this Statement Period	91
Deposits/Credits	.00	Avg Ledger Balance	2,002,702.62
Checks/Debits	.00	Avg Collected Balance	2,002,702.62
Service Charge	.00	Interest Earned	249.66
Interest Paid	249.66	Annual Percentage Yield Earned	0.05%
Ending Balance	2,002,952.28	2023 Interest Paid	1,001.22

CREDITS AND DEBITS

Date	Description	Amount
12/31	INTEREST DEPOSIT	249.66

DAILY BALANCE INFORMATION

Date	Balance	Date	Balance
10/02	2,002,702.62	12/31	2,002,952.28



e | statement

Capital City Bank OnLine

CITY OF QUINCY
UTILITY DEPOSIT ACCOUNT
404 W JEFFERSON ST
QUINCY FL 32351-2328

Date 12/29/23
Primary Account

Page 2
XXXXXXXX3920

REGULAR SAVINGS BUSINESS

XXXXXXXX3920 (Continued)

INTEREST RATE SUMMARY

Date	Interest Rate
10/01	0.050000%

-----END OF STATEMENT-----

CHECKING ACCOUNT

BUSINESS CHECKING + INTEREST		Images	0
Account Number	XXXXXXX4801	Statement Dates	12/01/23 thru 12/31/23
Previous Balance	6,827.94	Days in this Statement Period	31
2 Deposits/Credits	859.53	Avg Ledger Balance	7,046.78
8 Checks/Debits	411.28	Avg Collected Balance	7,046.78
Service Charges	.00		
Interest Paid	.00		
Ending Balance	7,276.19		

Bank Statement Balance, 12/31/2023	\$	7,276.19
<hr/>		
Reconciled Balance, 12/31/2023	\$	7,276.19
<hr/> <hr/>		
General Ledger Balance, 12/31/2023	\$	7,276.19
Interest income		
Account analysis charge		
	\$	7,276.19
<hr/> <hr/>		
Difference	\$	-
<hr/> <hr/>		



e | statement

Capital City Bank OnLine

This October, clients will receive two statements due to system upgrades. The second statement covers a partial month of transactions. Regular statements will resume in November. We apologize for any inconvenience.

CITY OF QUINCY
QUINCY BEND ACCOUNT
404 W JEFFERSON ST
QUINCY FL 32351-2328

Date 12/29/23
Primary Account

Page 1
XXXXXXXX4801

CHECKING ACCOUNT

BUSINESS CHECKING + INTEREST		Images	0
Account Number	XXXXXXXX4801	Statement Dates	12/01/23 thru 12/31/23
Previous Balance	6,827.94	Days in this Statement Period	31
2 Deposits/Credits	859.53	Avg Ledger Balance	7,046.78
8 Checks/Debits	411.28	Avg Collected Balance	7,046.78
Service Charges	.00		
Interest Paid	.00		
Ending Balance	7,276.19		

DEPOSITS AND OTHER CREDITS

Date	Description	Amount
12/08	CITY OF QUINCY A/P PAYMTCTX ISA*00*0000000000*00*0000000000 0*ZZ*CITY OF QUINCY*ZZ*VENDOR PAYMENTS*231208*1309*U*00200*0	573.02
12/28	CITY OF QUINCY A/P PAYMTCTX ISA*00*0000000000*00*0000000000 0*ZZ*CITY OF QUINCY*ZZ*VENDOR PAYMENTS*231228*1301*U*00200*0	286.51



e | statement

Capital City Bank OnLine

CITY OF QUINCY
QUINCY BEND ACCOUNT
404 W JEFFERSON ST
QUINCY FL 32351-2328

Date 12/29/23
Primary Account

Page 2
XXXXXXX4801

BUSINESS CHECKING + INTEREST

XXXXXXX4801 (Continued)

OTHER DEBITS			
Date	Description		Amount
12/01	WAGWORKS FSA INV5903682	RECEIVABLECCD	13.46-
12/05	WAGWORKS FSA INV5908289	RECEIVABLECCD	66.79-
12/05	WAGWORKS FSA INV5910663	RECEIVABLECCD	40.00-
12/06	WAGWORKS FSA INV5917840	RECEIVABLECCD	51.03-
12/08	WAGWORKS FSA INV5933678	RECEIVABLECCD	75.80-
12/12	WAGWORKS FSA INV5941915	RECEIVABLECCD	47.59-
12/19	WAGWORKS FSA INV5959974	RECEIVABLECCD	16.61-
12/27	WAGWORKS INV5893777	RECEIVABLECCD	100.00-

DAILY BALANCE INFORMATION					
Date	Balance	Date	Balance	Date	Balance
12/01	6,814.48	12/08	7,153.88	12/27	6,989.68
12/05	6,707.69	12/12	7,106.29	12/28	7,276.19
12/06	6,656.66	12/19	7,089.68		

-----END OF STATEMENT-----

CHECKING ACCOUNT

BUSINESS CHECKING + INTEREST		Images	0
Account Number	XXXXXXX6051	Statement Dates	12/01/23 thru 12/31/23
Previous Balance	16,726.55	Days in this Statement Period	31
Deposits/Credits	.00	Avg Ledger Balance	16,726.55
Checks/Debits	.00	Avg Collected Balance	16,726.55
Service Charges	.00		
Interest Paid	.00		
Ending Balance	16,726.55		

Bank Statement Balance, 12/31/2023 \$ **16,726.55**
outstanding checks

Reconciled Balance, 12/31/2023 \$ **16,726.55**

General Ledger Balance, 12/31/2023 \$ **16,726.55**
Interest income
Account analysis charge

General Ledger Balance 12/31/2023 \$ **16,726.55**

Difference \$ **-**



e | statement

Capital City Bank OnLine

This October, clients will receive two statements due to system upgrades. The second statement covers a partial month of transactions. Regular statements will resume in November. We apologize for any inconvenience.

CITY OF QUINCY
HURRICANE MICHAEL FEE ACCOUNT
404 W JEFFERSON ST
QUINCY FL 32351-2328

Date 12/29/23
Primary Account

Page 1
XXXXXXXX6051

CHECKING ACCOUNT

BUSINESS CHECKING + INTEREST		Images	0
Account Number	XXXXXXXX6051	Statement Dates	12/01/23 thru 12/31/23
Previous Balance	16,726.55	Days in this Statement Period	31
Deposits/Credits	.00	Avg Ledger Balance	16,726.55
Checks/Debits	.00	Avg Collected Balance	16,726.55
Service Charges	.00		
Interest Paid	.00		
Ending Balance	16,726.55		

DAILY BALANCE INFORMATION

Date	Balance
12/01	16,726.55

-----END OF STATEMENT-----

CHECKING ACCOUNT

BUSINESS CHECKING + INTEREST		Images	0
Account Number	XXXXXXX6701	Statement Dates	12/01/23 thru 12/31/23
Previous Balance	200,016.94	Days in this Statement Period	31
Deposits/Credits	.00	Avg Ledger Balance	200,016.94
Checks/Debits	.00	Avg Collected Balance	200,016.94
Service Charges	.00		
Interest Paid	.00		
Ending Balance	200,016.94	2023 Interest Paid	39.12

Bank Statement Balance, 12/31/2023 \$ **200,016.94**

Reconciled Balance, 12/31/2023 \$ **200,016.94**

General Ledger Balance, 12/31/2023 \$ **200,016.94**

Interest income

Account analysis charge

Transfer

General Ledger Balance 12/31/2023 \$ **200,016.94**

Difference \$ **-**



e | statement

Capital City Bank OnLine

This October, clients will receive two statements due to system upgrades. The second statement covers a partial month of transactions. Regular statements will resume in November. We apologize for any inconvenience.

CITY OF QUINCY
STATE DEP LOAN REPAYMENT RESERVE
404 W JEFFERSON ST
QUINCY FL 32351-2328

Date 12/29/23
Primary Account

Page 1
XXXXXXX6701

CHECKING ACCOUNT

BUSINESS CHECKING + INTEREST		Images	0
Account Number	XXXXXXX6701	Statement Dates	12/01/23 thru 12/31/23
Previous Balance	200,016.94	Days in this Statement Period	31
Deposits/Credits	.00	Avg Ledger Balance	200,016.94
Checks/Debits	.00	Avg Collected Balance	200,016.94
Service Charges	.00		
Interest Paid	.00		
Ending Balance	200,016.94	2023 Interest Paid	39.12

DAILY BALANCE INFORMATION

Date	Balance
12/01	200,016.94

-----END OF STATEMENT-----

CHECKING ACCOUNT

BUSINESS CHECKING + INTEREST		Images	0
Account Number	XXXXXXX6702	Statement Dates	12/01/23 thru 12/31/23
Previous Balance	31,301.07	Days in this Statement Period	31
1 Deposits/Credits	91,685.84	Avg Ledger Balance	108,274.80
1 Checks/Debits	91,215.08	Avg Collected Balance	108,274.80
Service Charges	.00		
Interest Paid	.00		
Ending Balance	31,771.83	2023 Interest Paid	25.05

Bank Statement Balance, 12/31/2023 \$ **31,771.83**

Reconciled Balance, 12/31/2023 \$ **31,771.83**

General Ledger Balance, 12/31/2023 \$ **31,771.83**

Interest Income

Account Analysis Charge

General Ledger Balance 12/31/2023 \$ **31,771.83**

Difference \$ **-**



e | statement

Capital City Bank OnLine

This October, clients will receive two statements due to system upgrades. The second statement covers a partial month of transactions. Regular statements will resume in November. We apologize for any inconvenience.

CITY OF QUINCY
DRINKING WATER LOAN REPAYMENT
RESERVE ACCOUNT
404 W JEFFERSON ST
QUINCY FL 32351-2328

Date 12/29/23
Primary Account

Page 1
XXXXXXXX6702

CHECKING ACCOUNT

BUSINESS CHECKING + INTEREST		Images	0
Account Number	XXXXXXXX6702	Statement Dates	12/01/23 thru 12/31/23
Previous Balance	31,301.07	Days in this Statement Period	31
1 Deposits/Credits	91,685.84	Avg Ledger Balance	108,274.80
1 checks/Debits	91,215.08	Avg Collected Balance	108,274.80
Service Charges	.00		
Interest Paid	.00		
Ending Balance	31,771.83	2023 Interest Paid	25.05

DEPOSITS AND OTHER CREDITS

Date	Description	Amount
12/01	TRSF TO CHECKING XX6702 DEBT S ERVICE FUNDS TRANSFER VIA ONLI	91,685.84

OTHER DEBITS

Date	Description	Amount
12/27	TRSF TO CHECKING XX6401 TRANSF ER FOR DEBT SERVICE PAYMENT	91,215.08-



e | statement

Capital City Bank OnLine

CITY OF QUINCY
DRINKING WATER LOAN REPAYMENT
RESERVE ACCOUNT
404 W JEFFERSON ST
QUINCY FL 32351-2328

Date 12/29/23
Primary Account

Page 2
XXXXXXXX6702

BUSINESS CHECKING + INTEREST

XXXXXXXX6702 (Continued)

DAILY BALANCE INFORMATION			
Date	Balance	Date	Balance
12/01	122,986.91	12/27	31,771.83

-----END OF STATEMENT-----



e | statement

Capital City Bank OnLine

This October, clients will receive two statements due to system upgrades. The second statement covers a partial month of transactions. Regular statements will resume in November. We apologize for any inconvenience.

CITY OF QUINCY
SMART GRID CONSTRUCTION ACCOUNT
404 W JEFFERSON ST
QUINCY FL 32351-2328

Date 12/29/23
Primary Account

Page 1
XXXXXXX6711

CHECKING ACCOUNT

BUSINESS CHECKING + INTEREST		Images	0
Account Number	XXXXXXX6711	Statement Dates	12/01/23 thru 12/31/23
Previous Balance	1,055,939.01	Days in this Statement Period	31
Deposits/Credits	.00	Avg Ledger Balance	1,055,939.01
checks/Debits	.00	Avg Collected Balance	1,055,939.01
Service Charges	.00		
Interest Paid	.00		
Ending Balance	1,055,939.01	2023 Interest Paid	1,131.37

DAILY BALANCE INFORMATION

Date	Balance
12/01	1,055,939.01

-----END OF STATEMENT-----

*** CHECKING *** 1406 PAN BUS MMA NI

ACCOUNT NUMBER 0502158679

PREVIOUS STATEMENT BALANCE AS OF 11/30/23	531,240.85
PLUS 1 DEPOSITS AND OTHER CREDITS	1,714.53
LESS 0 CHECKS AND OTHER DEBITS00
CURRENT STATEMENT BALANCE AS OF 12/31/23	532,955.38
NUMBER OF DAYS IN THIS STATEMENT PERIOD	31

Bank Statement Balance, 12/31/2023	\$	532,955.38
Reconciled Balance, 12/31/2023	\$	<u>532,955.38</u>
General Ledger Balance, 12/31/2023	\$	532,955.38
Interest Income		
Account analysis charge		
General Ledger Balance 12/31/2023	\$	<u>532,955.38</u>
Difference	\$	<u>-</u>



P.O. BOX 966
 CONWAY, AR 72033
 888-372-9788
 www.my100bank.com



RETURN SERVICE REQUESTED

*****AUTO**SCH 5-DIGIT 32351

308 0.4670 AV 0.498 3 1 56 E122844-01A**000308



CITY OF QUINCY
 RENEWAL AND REPLACEMENT
 404 W JEFFERSON ST
 QUINCY FL 32351-2328

12/31/23
 *****8679
 CYCLE-031

*** CHECKING *** 1406 PAN BUS MMA NI
 ACCOUNT NUMBER 0502158679
 PREVIOUS STATEMENT BALANCE AS OF 11/30/23 531,240.85
 PLUS 1 DEPOSITS AND OTHER CREDITS 1,714.53
 LESS 0 CHECKS AND OTHER DEBITS00
 CURRENT STATEMENT BALANCE AS OF 12/31/23 532,955.38
 NUMBER OF DAYS IN THIS STATEMENT PERIOD 31

CHECKING ACCOUNT TRANSACTIONS

DATE	DESCRIPTION	DEBITS	CREDITS
12/31	INTEREST PAYMENT		1,714.53

BALANCE BY DATE

DATE	BALANCE	DATE	BALANCE	DATE	BALANCE
11/30	531,240.85	12/31	532,955.38		

PAYER FEDERAL ID NUMBER..... 71-0009885
 INTEREST PAID YEAR TO DATE..... 18,409.03

FLCLASS

Average Monthly Yield: 5.4781%

	Beginning Balance	Contributions	Withdrawals	Income Earned	Income Earned YTD	Average Daily Balance	Month End Balance
FL-01-0188-0001 Investment Account	506,143.69	0.00	0.00	2,359.15	6,502.84	507,405.62	508,502.84
TOTAL	506,143.69	0.00	0.00	2,359.15	6,502.84	507,405.62	608,502.84

Bank Statement Balance, 12/31/2023

\$ 508,502.84

Reconciled Balance, 12/31/2023

\$ 508,502.84

General Ledger Balance, 12/31/2023

\$ 508,502.84

Interest income

Dormant account charge

General Ledger Balance 12/31/2023

\$ 508,502.84

Difference

\$ -



Summary Statement

December 31, 2023

Page 1 of 3

Investor ID: FL-01-0188

0000161-0000632 PDF 603641

City of Quincy
404 West Jefferson Street
Quincy, FL 32351

FLCLASS

FLCLASS

Average Monthly Yield: 5.4761%

	Beginning Balance	Contributions	Withdrawals	Income Earned	Income Earned YTD	Average Daily Balance	Month End Balance
FL-01-0188-0001 Investment Account	506,143.69	0.00	0.00	2,359.15	8,502.84	507,405.62	508,502.84
TOTAL	506,143.69	0.00	0.00	2,359.15	8,502.84	507,405.62	508,502.84

Tel: (844) 220-7600

<https://www.flclass.com/>



Account Statement

December 31, 2023

Page 2 of 3

Account Number: FL-01-0188-0001

Investment Account

Account Summary

Average Monthly Yield: 5.4761%

FLCLASS	Beginning Balance	Contributions	Withdrawals	Income Earned	Income Earned YTD	Average Daily Balance	Month End Balance
	506,143.89	0.00	0.00	2,359.15	8,502.84	507,405.62	508,502.84

Transaction Activity

Transaction Date	Transaction Description	Contributions	Withdrawals	Balance	Transaction Number
12/01/2023	Beginning Balance			506,143.89	
12/31/2023	Income Dividend Reinvestment	2,359.15			
12/31/2023	Ending Balance			508,502.84	

Tel: (844) 220-7600

<https://www.flclass.com/>



FLCLASS

FLCLASS

Date	Dividend Rate	Daily Yield
12/01/2023	0.00045113	5.4885%
12/02/2023	0.00000000	5.4865%
12/03/2023	0.00000000	5.4885%
12/04/2023	0.000150856	5.4990%
12/05/2023	0.000150699	5.5005%
12/06/2023	0.000150425	5.4905%
12/07/2023	0.000150418	5.4902%
12/08/2023	0.000450681	5.4833%
12/09/2023	0.00000000	5.4833%
12/10/2023	0.00000000	5.4833%
12/11/2023	0.000149805	5.4679%
12/12/2023	0.000149801	5.4677%
12/13/2023	0.000149874	5.4704%
12/14/2023	0.000149975	5.4741%
12/15/2023	0.000450099	5.4762%
12/16/2023	0.00000000	5.4762%
12/17/2023	0.00000000	5.4762%
12/18/2023	0.000149904	5.4714%
12/19/2023	0.000149944	5.4730%
12/20/2023	0.000149847	5.4694%
12/21/2023	0.000149844	5.4693%
12/22/2023	0.000598720	5.4633%
12/23/2023	0.00000000	5.4633%
12/24/2023	0.00000000	5.4633%
12/25/2023	0.00000000	5.4633%
12/26/2023	0.000149701	5.4640%
12/27/2023	0.000149697	5.4640%
12/28/2023	0.000149841	5.4692%
12/29/2023	0.000449919	5.4740%
12/30/2023	0.00000000	5.4740%
12/31/2023	0.00000000	5.4740%

Performance results are shown net of all fees and expenses and reflect the reinvestment of dividends and other earnings. Many factors affect performance including changes in market conditions and interest rates and in response to other economic, political, or financial developments. Investment involves risk including the possible loss of principal. No assurance can be given that the performance objectives of a given strategy will be achieved. Past performance is no guarantee of future results. Any financial and/or investment decision may incur losses.

Tel: (844) 220-7600

<https://www.flclass.com/>

Approval of January 2024 Financials

CITY OF QUINCY, FL FINANCIAL STATEMENTS

THE FOUR MONTHS ENDED JANUARY 31, 2024



ABSTRACT

The City of Quincy is following the path of financial prudence to ensure the effective usage and management of the available assets and resources to meet the goals and objectives of the City's Commissioners and City Management. The attached financial statements and reports tell the story and highlight the path the City of Quincy is following...

Marcia Carty, MS, CPA, CF, CFO

Finance Director

FINANCIAL REPORTS

Prepared March 8, 2024

CITY OF QUINCY, FL
MONTHLY FINANCIAL REPORTS
THE FOUR MONTHS ENDED JANUARY 31, 2024

TABLE OF CONTENTS

Description of Report	Finance Personnel
❖ Overview	Marcia Carty
❖ Summary Report of Revenues & Expenses	Marcia Carty
❖ Comparative Operating Actual Revenues/Expens	Marcia Carty
❖ Projected Revenues & Expenses ending 09/30/24	Marcia Carty
❖ Statement of Operating Revenues	Amanda Matthews
❖ Statement of Operating Expenses	Amanda Matthews
❖ Debt Service Coverage Report	Marcia Carty
❖ Grant Report	Marcia Carty
❖ Utility Billing Report	Donna Reeves
❖ Electric Revenue Prior Year Analysis	Artenia Jones
❖ Electric Revenue Budget vs Actual Analysis	Artenia Jones
❖ Customer Service Receipts Collected	LaTrenda Gainous
❖ New Customers Report	LaTrenda Gainous
❖ Arrears Report	LaTrenda Gainous
❖ Purchase Power (Fuel) Adjustment Report	Amanda Matthews
❖ Net Metering Report	Amanda Matthews
❖ Disbursements Report	Amanda Matthews
❖ Budget Transfer Report	Marcia Carty
❖ Fixed Asset Purchases Report	Andrea Burks
❖ P-Card Report & Bank Statement	Amanda Matthews
❖ Bank Reconciliations & Statements	Amanda Matthews
○ Variance FY 2023 versus FY 2024	
○ Prior Month October 2023 versus November 2023	
○ Bank Reconciliations and Bank Statements	
○ Bank Accounts Spendable Type	

Note: All reports are reviewed and approved for release by the Finance Director

OVERVIEW OF THE FINANCIAL REPORTS

Overview of Monthly Financial Reports for January 31, 2024

By Finance Director Marcia Carty, CPA

For THE FOUR MONTHS ENDED JANUARY 31, 2024, the following should be noted:

1. Gross operating revenues generated for the above period were \$10,936,901, with \$4,195,445 from the general fund and \$6,741,456 from the enterprise fund, representing 30.6% of the budget for the year, \$35,710,198.
2. Total operating expenses equaled \$9,969,833, of which \$3,363,276 was disbursed from governmental fund and \$6,606,557 from enterprise fund, representing 27.9% of total budget of \$35,710,198.
3. Net operating results for the City of Quincy were \$967,068, with grants results netted to zero. Net results for governmental funds were a profit of \$832,169 and Enterprise Funds were \$134,899.
4. January 2024 revenues were \$704,210 more than last year January 2023, and expenses are \$1,543,270 less than January 2023, with a net difference of \$1,092,657 more than prior year.
5. Projected revenues for the year ending 09/30/2024 are \$2,415,031, projected expenses of \$32,182,130, with a net expected income of \$232,900.
6. The debt service coverage rate is greater than 1.0; currently equaling 2.77 of modified operating income.
7. Grant budget is \$3,467,208 for both revenues and expenses. Actual revenues equal \$94,959 and expenses were \$94,959.
8. Cycle One number of bills increased by 10, and estimated bills increased by 27. Utility billing and fuel adjustment increased by \$215,478 for Cycle One, when compared to December 2023, and decreased by \$90,147, when compared to January 2024.
9. Cycle Two number of bills decreased by 10 and estimated bills increased by 10. Utility billing and fuel adjustment increased by \$137,632 when compared to December 2023 and decreased by \$96,933, when compared to January 2023.
10. Year-to-date, utility revenues for the period ended January 31, 2024, Electric Utility billing is \$1,556,663 or 28% less than the prior year, due to reduction in residential, commercial, and industrial utility sales. Actual revenues, year-to-date, are less than the budget by \$997,317 or 20%.
11. Monthly receipts collected by the Customer Service Division equaled \$1,594,548, which is \$478,901 than the prior month's receipts of 2,073,449. \$1,085,229 is directly related to Utility Billing payments.
12. There were 41 new accounts set up by the Customer Service Department.
13. The Arrears Report reflects an outstanding amount of \$177,884, which is a decrease of \$8,832 from the prior month's balance of \$186,716.
14. For November 2023, purchase power adjustment (fuel) rate adjustment increased by .0154, from .0079 in December 2023 to .0233 in January 2024.
15. The calculated Net Meter rate for November 2023 increased by .00143 from (.02591) to (.02448), when compared to October 2023.
16. Total disbursements approximated \$2.124 million, paid with 490 checks, NODs, and ACHs.
17. Budget transfers are being executed only as required to continue daily operations, and for the month of January 2024, equaled \$110,121. Police department transferred 106,455 from salaries

to operating expenses.

18. Year-to date as of November 2023, operating fixed asset purchases were \$297,458 or 24% budgeted amount of \$1,177,076), of which CRA actual capital outlay was \$198,155 and operating was \$81,303.
19. P-card purchases for the month of May 2023 were \$4,101.27. The \$1,500 threshold was exceeded by the Police Department (with justification).

Items of Concern –

- Operating cash has increased when compared to December 2023, by \$226,926; and increased by \$81,544, when compared to the prior year (January 2023).
- Management of FEMA potential reimbursements is a priority and still needs to be addressed with the FEMA consultant.
- Less revenues are being earned, and costs are being reduced as well.
- Staff and the consultant are preparing for the audit.

Highlight – Consideration should be extended to the amount of the transfers from the Enterprise funds to the General fund. The amounts should be reduced by at least \$175,000 monthly preliminarily (this was completed for the four months ended January 2024).

Conclusion – Cash management and grant maximization are the two strategic tools which are being implemented during this fiscal year, combined with strict adherence to purchasing policies. Purchase orders must be issued before invoices are created or obligations incurred as we achieve the fiscal viability goals of the City of Quincy, Florida.

Prepared by

Marcia G. Carty

Marcia G. Carty, CPA, CGFO
Municipal Financial Consultant

SUMMARY REPORT OF REVENUES AND EXPENSES
THE FOUR MONTHS ENDED JANUARY 31, 2024

CITY OF QUINCY, FL
SUMMARY REPORT OF REVENUES AND EXPENSES
FOR THE FOUR MONTHS ENDED JANUARY 31, 2023

ACCOUNT DESCRIPTION	FY 2024 OPERATING BUDGET	FY 2024 FOUR MONTHS YTD OPERATING ACTUAL	VARIANCE OF BUDGET VS ACTUAL	YTD % (33.3%)
GOVERNMENTAL REVENUES	\$12,292,726	\$4,195,445	-\$8,097,281	34.1%
GOVERNMENTAL FUNDS EXPENSES	-\$12,292,726	-\$3,363,276	\$8,929,450	-27.4%
NET GOVERNMENTAL FUND RESULTS	\$0	\$832,169	\$832,169	6.8%
TOTAL ENTERPRISE FUND REVENUES	\$23,417,472	\$6,741,456	-\$16,676,016	28.8%
TOTAL ENTERPRISE FUND EXPENSES	-\$23,417,472	-\$6,606,557	\$16,810,915	-28.2%
NET ENTERPRISE FUND RESULTS	\$0	\$134,899	\$134,899	0.6%
TOTAL OPERATING REVENUES	\$35,710,198	\$10,936,901	-\$24,773,297	30.6%
TOTAL OPERATING EXPENSES	-\$35,710,198	-\$9,969,833	\$25,740,365	-27.9%
NET TOTAL OPERATING RESULTS	\$0	\$967,068	\$967,068	2.7%
GRANT REVENUES	\$3,467,208	\$94,959	\$3,372,249	
GRANT EXPENSES	-\$3,467,208	-\$94,959	-\$3,372,249	
NET GRANT OPERATIONS	\$0	\$0	\$0	0.0%
CITYWIDE TOTAL REVENUES	\$39,177,406	\$11,031,860	-\$28,145,546	28.2%
CITYWIDE TOTAL EXPENSES	-\$39,177,406	-\$10,064,792	\$29,112,614	-25.7%
NET CITYWIDE TOTAL OPERATIONS	\$0	\$967,068	\$967,068	2.5%

HIGHLIGHTS

Governmental revenues are more than 33.3%, at 34.1%, and governmental expenses are less than 33.3% by 6.9%, indicating that management is maintaining cost within the limits of revenues.

Enterprise fund expenses is 5.1% less than 33.3%, by reducing electric fund transfers by \$700,000 year-to-date. This is reflective of management spending within the limits of revenues earned.

**COMPARATIVE OPERATING ACTUAL
REVENUES/EXPENSES - THE FOUR MONTHS ENDED
JANUARY 31, 2024, VERSUS JANUARY 31, 2023**

CITY OF QUINCY, FL
COMPARATIVE OPERATING REVENUES AND EXPENSES
FOR THE FOUR MONTHS ENDED JANUARY 31, 2024

ACCOUNT DESCRIPTION	FY 2024 FOUR MONTHS ENDED 01/31/2024 ACTUAL	FY 2023 FOUR MONTHS ENDED 01/31/2023 ACTUAL	VARIANCE BETWEEN FY 2023 AND FY 2024	% OF VARIANCE
REVENUES				
Governmental	\$4,195,445	\$3,491,235	\$704,210	-83.9%
Enterprise	6,741,456	8,284,726	(1,543,270)	183.9%
Total Revenues	\$10,936,901	\$11,775,961	(\$839,060)	100.0%
EXPENDITURES				
Personnel	\$2,624,552	\$2,844,239	(\$219,687)	26.2%
Contractual Services	604,676	681,219	(76,543)	9.1%
Professional Services	61,247	68,774	(7,527)	0.9%
Purchased Electric	2,048,738	2,790,994	(742,256)	88.5%
Purchased Gas	322,753	455,004	(132,251)	15.8%
Contingency/Reserves/ Parks & Facilities	23,822	4,209	19,613	-2.3%
Travel, Gas, Oil & Grease, Tires, Auto Parts & Repair	113,413	115,399	(1,986)	0.2%
Telephone	58,809	60,281	(1,472)	0.2%
Utilities	148,217	150,320	(2,103)	0.3%
Community Services	0	0	0	0.0%
Commercial & Residential Refuse	608,010	342,007	266,003	-31.7%
Insurance - Property Liability	592,102	481,461	110,641	-13.2%
Rentals, Repair & Maintenance	109,772	47,131	62,641	-7.5%
Yard Tipping Cost	35,515	23,704	11,811	-1.4%
Other Operating Expenses	45,301	94,261	(48,960)	5.8%
Training & Software	54,903	33,915	20,988	-2.5%
Office Supplies	4,324	9,439	(5,115)	0.6%
Operating Materials & Supplies	69,007	84,396	(15,389)	1.8%
Uniforms	38,622	50,041	(11,419)	1.4%
Athletic Supplies & Equipment	16,633	19,790	(3,157)	0.4%
Dues, Publications, Subscriptions & Memberships	56,127	31,191	24,936	-3.0%
Economic Environment & Development	0	329,224	(329,224)	39.2%
Other Operating Expenses - IT Support	98,958	64,002	34,956	-4.2%
CRA Operations & Projects	204,826	116,561	88,265	-10.5%
Capital Expenditures	129,076	162,495	(33,419)	4.0%
Aid to Private Organizations	15,000	51,000	(36,000)	4.3%
Debt Service - Principal and Interest	621,693	705,916	(84,223)	10.0%
Transfers	1,072,519	1,829,226	(756,707)	90.2%
Business Activity - Enterprise	189,266	253,399	(64,133)	7.6%
Total Expenditures	9,967,881	11,899,598	(1,931,717)	230.2%
NET INCOME (LOSS)	\$969,020	-\$123,637	\$1,092,657	112.8%

**PROJECTED OPERATING ACTUAL
REVENUES/EXPENSES FOR THE TWELVE MONTHS
ENDING SEPTEMBER 30, 2024**

CITY OF QUINCY, FL
PROJECTED OPERATING REVENUES AND EXPENSES
FOR THE TWELVE MONTHS ENDING SEPTEMBER 30, 2024

REVENUES

Governmental	\$10,673,835
Enterprise	21,741,196
Total Revenues	<u>32,415,031</u>

EXPENDITURES

Personnel	8,661,022
Contractual Services	1,814,028
Professional Services	183,741
Purchased Electric	6,546,214
Purchased Gas	1,093,259
Contingency/Reserves/ Parks & Facilities	71,466
Travel, Gas, Oil & Grease, Tires, Auto Parts & Repair	340,240
Telephone	176,427
Utilities	444,651
Community Services	55,000
Commercial & Residential Refuse	1,824,030
Insurance - Property Liability	1,776,306
Rentals, Repair & Maintenance	329,316
Yard Tipping Cost	106,545
Other Operating Expenses	135,903
Training & Software	164,709
Office Supplies	12,972
Operating Materials & Supplies	207,021
Uniforms	115,866
Athletic Supplies & Equipment	49,899
Dues, Publications, Subscriptions & Memberships	168,381
Economic Environment & Development	429,500
Other Operating Expenses - IT Support	296,874
CRA Operations & Projects	614,478
Capital Expenditures	587,227
Aid to Private Organizations	45,000
Debt Service - Principal and Interest	1,491,708
Transfers	3,872,550
Business Activity - Enterprise	567,798
Total Expenditures	<u><u>32,182,130</u></u>
NET INCOME (LOSS)	<u><u>\$232,900</u></u>

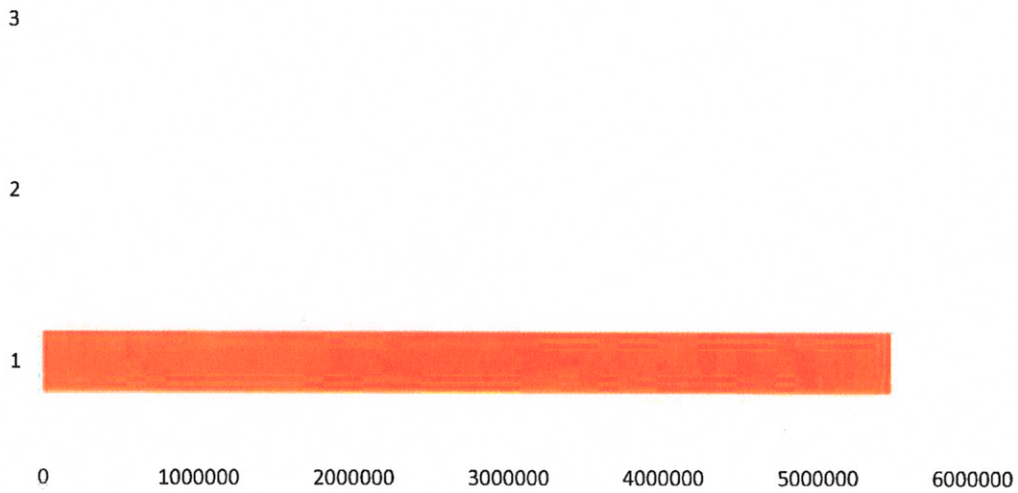
STATEMENT OF OPERATING REVENUES
THE FOUR MONTHS ENDED JANUARY 31, 2024

CITY OF QUINCY, FL
REVENUES CHART FOR THE FOUR MONTHS ENDED JANUARY 31, 2024

REVENUES

Governmental	\$4,195,445
Enterprise	<u>6,741,456</u>
Total Revenues	\$10,936,901

YTD REVENUES AS OF JANUARY 31, 2024



CITY OF QUINCY, FL
 OPERATING REVENUES FOR THE FOUR (4) MONTHS ENDED JANUARY 31, 2024 - BUDGET TO ACTUAL

ACCOUNT_#	ACCOUNT DESCRIPTION	ADOPTED BUDGET 2024	4 MONTHS YTD 2024	OVER (UNDER) ADJUSTED BUDGET	33.3% YTD %	PRIOR YTD 2023	PRIOR YTD 33.3% 2023
GOVERNMENTAL FUNDS							
	GEN FUND REV						
001-311-10000	CURRENT AD VALOREM TAX	1,987,282.00	1,446,262.00	541,019.74	73%	587,446.00	35 %
001-312-41000	SALES-LOCAL OPTION GAS TAX	231,972.00	43,188.00	188,784.20	19%	49,902.00	19 %
001-312-60000	LOCAL GOV INFRASTRUCTURE SURTA	834,604.00	233,491.00	601,112.92	28%	232,480.00	36 %
001-314-80000	UTILITY SERVICE TAX - PROPANE	6,109.00	1,570.00	4,538.64	26%	1,723.00	19 %
001-315-00000	COMMUNICATION SERVICES TAX	265,987.00	92,475.00	173,512.26	35%	85,528.00	34 %
001-321-10000	PROFESSIONAL & OCCUPATION LICE PERMITS	8,101.00	4,624.00	3,476.75	57%	5,101.00	20 %
001-322-10000	PERMITS	228,282.00	108,739.00	119,543.15	48%	49,943.00	26 %
001-329-10000	OTHER LICENSES, FEES & PERMITS	2,077.00	200.00	1,877.00	10%	575.00	33 %
001-329-20000	ANIMAL REGISTRATION FEES	310.00	-	310.00	0%	-	0 %
001-335-12000	STATE REVENUE SHARING PROCEEDS	440,533.00	143,945.00	296,588.08	33%	125,702.00	35 %
001-335-14000	STATE - MOBILE HOME LICENSE	2,444.00	1,255.00	1,188.63	51%	1,247.00	42 %
001-335-15000	STATE - ALCOHOLIC BEVERAGE LIC	14,895.00	2,869.00	12,026.18	19%	2,264.00	56 %
001-335-17000	STATE - D O T REIMBURSEMENT	332,820.00	7,404.00	325,416.17	2%	158,583.00	47 %
001-335-18000	STATE - HALF CENT SALES TAX	434,892.00	135,456.00	299,436.02	31%	137,869.00	34 %
001-335-23000	FIREFIGHTERS SUPP COMPENSATION	6,480.00	1,910.00	4,570.20	29%	-	0 %
001-335-41000	STATE - REBATE ON MUN VEH FUEL	9,959.00	2,911.00	7,047.68	29%	1,396.00	10 %
001-335-43000	STATE DEPARTMENT OF HIGHWAY PA	642.00	250.00	392.00	39%	275.00	29 %
001-340-21000	SERVICES - COUNTY FIRE PROTECT	501,268.00	121,672.00	379,596.00	24%	121,667.00	25 %
001-340-21500	SERVICES-FIRE INSPECTIONS	2,727.00	731.00	1,996.00	27%	400.00	7 %
001-347-20000	REVENUE - QPRD CONCESSIONS	11,000.00	163.00	10,837.30	1%	1,754.00	0 %
001-347-21000	REVENUE - BASEBALL	2,660.00	-	2,660.00	0%	-	0 %
001-347-22000	REVENUE - FOOTBALL	3,900.00	50.00	3,850.00	1%	7,806.00	78 %
001-347-23000	REVENUE - BASKETBALL	8,710.00	3,015.00	5,695.00	35%	4,490.00	77 %
001-347-25000	REVENUE - CHEERLEADING	6,000.00	-	6,000.00	0%	-	0 %
001-347-27000	REVENUE - OTHER ACTIVITY FEES	9,200.00	-	9,200.00	0%	-	0 %
001-347-28000	REVENUE - TRACK & FIELD	3,700.00	-	3,700.00	0%	-	0 %
001-347-29000	REVENUE - KICKBALL	1,200.00	-	1,200.00	0%	-	0 %
001-347-30000	RENT ON FACILITIES	20,000.00	4,665.00	15,335.00	23%	8,039.00	27 %
001-347-41000	REVENUE - POOL ADMISSION FEES	2,805.00	-	2,805.00	0%	-	0 %