

CITY OF QUINCY, FL
 OPERATING REVENUES FOR THE FOUR (4) MONTHS ENDED JANUARY 31, 2024 - BUDGET TO ACTUAL

ACCOUNT_#	ACCOUNT DESCRIPTION	ADOPTED BUDGET 2024	4 MONTHS YTD 2024	OVER_(UNDER) ADJUSTED BUDGET	33.3% YTD %	PRIOR YTD 2023	PRIOR YTD 33.3% 2023
001-347-50000	COKE FUND REVENUE	531.00	-	531.00	0%	224.00	75 %
001-359-10000	OTH FINES & FORFEITS	52,905.00	9,002.00	43,903.43	17%	15,622.00	31 %
001-359-20000	CODE ENFORCEMENT FINES	6,674.00	1,050.00	5,624.00	16%	5,400.00	22 %
001-361-10000	INTEREST INC ON INVESTMENTS	-	7,001.00	(7,000.63)	100%	-	0 %
001-361-15000	INTEREST INC ON BANK ACCT	2,148.00	1,777.00	371.21	83%	-	0 %
001-364-11000	SALE OF LAND - HILLCREST CEMET	7,750.00	2,591.00	5,158.55	33%	5,784.00	22 %
001-364-12000	SALE OF LAND - SUNNYVALE CEMET	46,929.00	12,379.00	34,550.45	26%	14,570.00	32 %
001-369-90000	OTHER MISCELLANEOUS REVENUES	66,986.00	86,099.00	(19,113.48)	129%	27,747.00	35 %
001-369-90100	GULF BREEZE INTERLOCAL AGREEME	-	54,766.00	(54,766.00)	100%	-	0 %
001-369-92000	CRA Administrative Fees	20,000.00	6,671.00	13,329.32	33%	6,671.00	33 %
001-369-95000	Insurance Proceeds	2,000.00	-	2,000.00	0%	1,551.00	26 %
001-369-96000	DONATIONS	300.00	500.00	(200.00)	167%	250.00	0 %
001-382-10000	CONTRIBUTION FR INTER OPER-ELE	3,949,918.00	1,316,639.00	2,633,278.68	33%	1,536,752.00	33 %
001-382-20000	CONTRIBUTION FR INTER OPER-GAS	303,737.00	101,246.00	202,491.32	33%	47,517.00	33 %
001-382-30000	CONTRIBUTION FR INTER OPER-WAT	622,465.00	207,488.00	414,976.68	33%	137,895.00	33 %
001-382-40000	CONTRIBUTION FR INTER OPER-REF	162,384.00	54,128.00	108,256.00	33%	69,890.00	33 %
001-382-50000	CONTRIBUTION FR INTER OPER-SEW	234,053.00	78,018.00	156,035.32	33%	37,172.00	33 %
001-389-00000	USE OF FUND BALANCE	400,021.00	-	400,021.00	0%	-	0 %
	TOTAL GENERAL FUND REVS	11,259,360.00	4,296,200.00	6,963,160.77	38%	3,491,235.00	32 %
	COMMUNITY REDEVELOPMENT FUND						
002-341-00000	CRA TIF COUNTY FUNDS	603,770.00	599,245.00	4,524.68	99%	-	0 %
002-341-10000	CRA TIF CITY FUNDS	429,596.00	-	429,596.00	0%	328,544.00	102 %
002-361-10000	INTEREST REVENUE	-	-	-	0%	196.00	196 %
	TOTAL CRA REVENUE	1,033,366.00	599,245.00	434,120.68	58%	328,740.00	8 %
	TOTAL GOVERNMENTAL	12,292,726.00	4,895,445.00	7,397,281.45	40%	3,819,975.00	
	BUSINESS ACTIVITY AND CUSTOMER						
400-369-90000	MISCELLANEOUS REVENUE	-	1,777.00	(1,776.79)	100%	-	0 %
400-381-10000	INTERFUND TRANSFER	567,803.00	189,268.00	378,535.32	33%	253,399.00	33 %
	TOTAL BUSINESS ACTIVITY	567,803.00	191,045.00	376,758.53	34%	253,399.00	

CITY OF QUINCY, FL
 OPERATING REVENUES FOR THE FOUR (4) MONTHS ENDED JANUARY 31, 2024 - BUDGET TO ACTUAL

ACCOUNT #	ACCOUNT DESCRIPTION	ADOPTED BUDGET 2024	4 MONTHS YTD 2024	OVER (UNDER) ADJUSTED BUDGET	33.3% YTD %	PRIOR YTD 2023	PRIOR YTD 33.3% 2023
	ENTERPRISE FUND REVENUES						
	SEWER						
402-343-10000	SALES	2,068,133.00	728,374.00	1,339,758.88	35%	640,445.00	32 %
402-343-16000	CONNECTIONS	7,956.00	588.00	7,368.00	7%	1,764.00	21 %
402-343-17000	FORFEITED DISCOUNTS - PENALTIE	29,884.00	11,016.00	18,867.61	37%	9,823.00	32 %
402-343-19000	CUT ON/OFF FEES	104.00	-	104.00	0%	-	0 %
402-343-27000	MISCELLANEOUS CHARGES	4,181.00	-	4,181.00	0%	3,399.00	1245 %
402-343-50000	SEWER SURCHARGE O/S	62,744.00	20,342.00	42,402.17	32%	21,242.00	41 %
402-361-10000	INTEREST REVENUE	2,730.00	1,777.00	952.96	65%	384.00	90 %
402-369-90000	OTHER MISCELLANEOUS REVENUE	8,222.00	-	8,222.00	0%	6,652.00	0 %
	TOTAL SEWER REV	2,183,954.00	762,097.00	1,421,856.62	35%	683,709.00	26 %
	ELECTRIC						
403-343-11000	RESIDENTIAL SALES	5,472,206.00	1,677,195.00	3,795,011.25	31%	1,899,312.00	32 %
403-343-12000	COMMERCIAL SALES	6,972,186.00	1,712,172.00	5,260,013.81	25%	2,512,416.00	31 %
403-343-13000	INDUSTRIAL SALES	1,819,570.00	427,832.00	1,391,737.84	24%	626,139.00	33 %
403-343-14000	STREET LIGHTING SALES	48,985.00	13,648.00	35,336.77	28%	17,808.00	25 %
403-343-15000	INTERDEPARTMENTAL SALES	236,594.00	67,467.00	169,126.99	29%	80,077.00	21 %
403-343-16000	CONNECTIONS	124,801.00	-7,456	132,256.50	-6%	1,898.00	3 %
403-343-16500	Hurricane Michael Surcharge	-	-	-	0%	302,578.00	77 %
403-343-17000	FORFEITED DISCOUNTS - PENALTIE	197,198.00	64,304.00	132,893.74	33%	86,154.00	35 %
403-343-18500	SPECIAL PROJECT - MATERIAL SAL	1,000.00	-	1,000.00	0%	84.00	0 %
403-343-19000	CUT ON/OFF FEES	7,169.00	4,184.00	2,985.00	58%	1,615.00	14 %
403-343-24000	TRANSFORMER RENT	8,713.00	2,820.00	5,893.40	32%	2,820.00	33 %
403-343-27000	MISCELLANEOUS CHARGES	15,000.00	1,993.00	13,007.48	13%	(1,718.00)	24-%
403-343-29000	POLE RENT-CABLEVISION	24,512.00	19,832.00	4,680.00	81%	-	0 %
403-343-90000	MISCELLANEOUS REVENUES	3,243.00	982.00	2,260.56	30%	1,268.00	6 %
403-361-10000	INTEREST REVENUE	5,255.00	2,026.00	3,228.55	39%	1,685.00	120 %
403-369-90000	MISCELLANEOUS REVENUES	20,325.00	1,648.00	18,676.97	8%	12,796.00	177 %
	TOTAL ELECTRIC REV	14,956,757.00	3,996,103.00	10,968,108.86	27%	5,544,932.00	31 %
	WATER						
404-343-10000	SALES	1,756,002.00	577,931.00	1,178,071.36	33%	580,500.00	34 %

CITY OF QUINCY, FL
 OPERATING REVENUES FOR THE FOUR (4) MONTHS ENDED JANUARY 31, 2024 - BUDGET TO ACTUAL

ACCOUNT_#	ACCOUNT DESCRIPTION	ADOPTED BUDGET 2024	4 MONTHS YTD 2024	OVER (UNDER) ADJUSTED BUDGET	33.3% YTD %	PRIOR YTD 2023	PRIOR YTD 2023
404-343-15000	INTERDEPARTMENTAL SALES	63,935.00	22,143.00	41,791.88	35%	19,691.00	25%
404-343-16000	CONNECTIONS	13,185.00	32,425.00	(19,240.14)	246%	2,901.00	10%
404-343-17000	FORFEITED DISCOUNTS-PENALTIES	25,737.00	9,925.00	15,812.00	39%	9,050.00	29%
404-343-19000	CUT ON/OFF FEES	-	85.00	(85.00)	100%	-	0%
404-343-27000	MISCELLANEOUS CHARGES	48,136.00	24,118.00	24,018.40	50%	19,690.00	82%
404-343-30000	WATER SURCHARGE O/S	99,413.00	33,153.00	66,259.51	33%	34,166.00	36%
404-361-10000	INTEREST REVENUE	20,880.00	9,373.00	11,507.03	45%	5,297.00	45%
	TOTAL WATER REV	2,027,288.00	709,153.00	1,318,135.04	35%	671,295.00	31%
	GAS						
405-343-10000	GAS SALES	1,438,967.00	425,703.00	1,013,264.11	30%	508,634.00	28%
405-343-15000	GAS INTERDEPARTMENTAL SALES	8,596.00	2,582.00	6,014.30	30%	3,459.00	37%
405-343-16000	GAS CONNECTIONS	1,614.00	-	1,614.00	0%	388.00	11%
405-343-17000	GAS FORFEITED DISCS-PENALTIES	17,719.00	4,717.00	13,001.97	27%	6,101.00	19%
405-343-27000	GAS OTHER CHARGES	500.00	(13.00)	512.64	-3%	250.00	0%
405-361-10000	INTEREST REVENUE	2,613.00	1,777.00	836.21	68%	306.00	383%
405-369-90000	MISCELLANEOUS REVENUE	208,449.00	1,346.00	207,102.57	1%	21,553.00	15%
	TOTAL GAS REV	1,678,458.00	436,112.00	1,242,345.80	26%	540,691.00	26%
	REFUSE						
406-343-11000	RESIDENTIAL SALES	772,136.00	249,644.00	522,491.93	32%	248,427.00	32%
406-343-12000	COMMERCIAL SALES	618,863.00	211,366.00	407,496.87	34%	196,343.00	36%
406-343-15000	YARD TRASH COLLECTION	147,561.00	47,481.00	100,079.63	32%	47,621.00	32%
406-343-17000	FORFEITED DISCOUNTS-PENALTIES	20,638.00	6,767.00	13,871.32	33%	7,460.00	37%
406-361-10000	INTEREST REVENUE	2,147.00	1,777.00	370.21	83%	-	0%
	TOTAL REFUSE REV	1,561,345.00	517,035.00	1,044,309.96	33%	499,851.00	33%
	LANDFILL						
407-343-44000	GARBAGE TIPPING FEES	85,098.00	12,404.00	72,694.14	15%	26,852.00	18%
407-361-10000	INTEREST INCOME	2,138.00	1,777.00	361.21	83%	-	0%
407-381-00010	Non-Operating Transfer	45,000.00	15,000.00	30,000.00	33%	-	0%
	TOTAL LANDFILL REV	132,236.00	29,181.00	103,055.35	22%	26,852.00	18%

CITY OF QUINCY, FL
 OPERATING REVENUES FOR THE FOUR (4) MONTHS ENDED JANUARY 31, 2024 - BUDGET TO ACTUAL

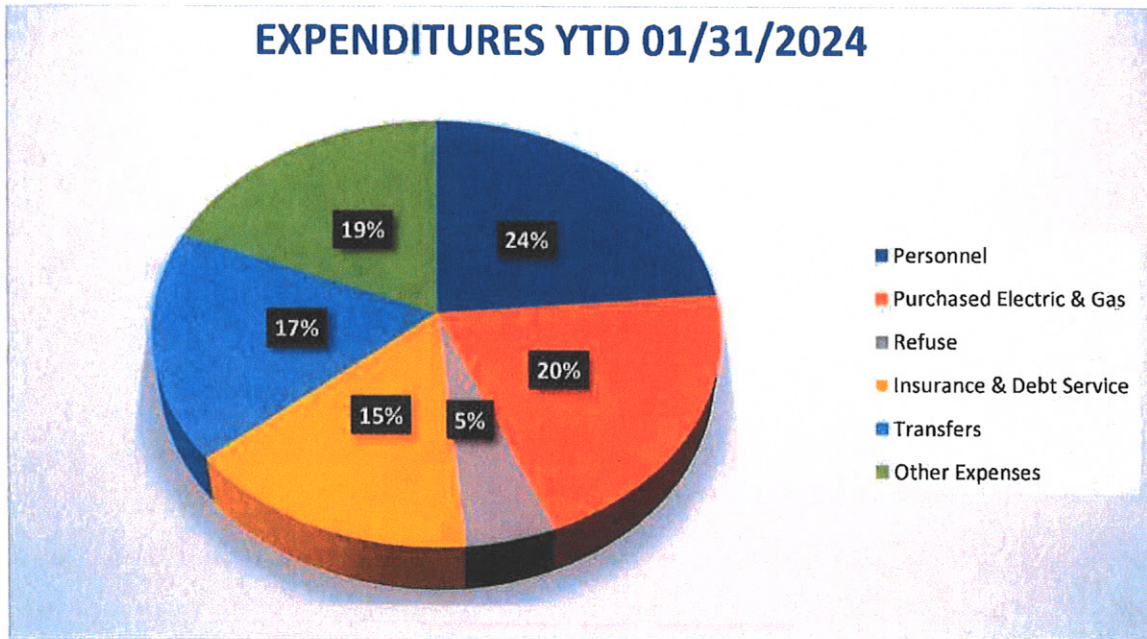
ACCOUNT #	ACCOUNT DESCRIPTION	ADOPTED BUDGET 2024	4 MONTHS YTD 2024	OVER (UNDER) ADJUSTED BUDGET	33.3% YTD %	PRIOR YTD 2023	PRIOR YTD 2023 %
	TELECOMMUNICATION						
508-381-00010	Non-Operating Transfer	299,631.00	95,619.00	204,012.36	32%	60,663.00	33 %
508-381-10000	INTERFUND TRANSFER FROM GENERA	5,000.00	1,667.00	3,333.32	33%	1,667.00	33 %
508-381-30000	INTERFUND TRANSFER FROM CRA	5,000.00	1,667.00	3,333.32	33%	1,667.00	33 %
508-389-00000	OTHER REVENUE	-	1,777.00	(1,776.84)	100%	-	0 %
	TOTAL TELECOMMUNICATIONS REV	309,631.00	100,730.00	208,902.16	33%	63,997.00	33 %
	TOTAL ENTERPRISE FND REVS	23,417,472.00	6,741,456.00	16,683,472.32	29%	8,284,726.00	30 %
	TOTAL REVENUES	35,710,198.00	11,636,901.00	24,080,753.77	33%	12,104,701.00	28 %

STATEMENT OF OPERATING EXPENSES
THE FOUR MONTHS ENDED JANUARY 31, 2024

CITY OF QUINCY, FL
EXPENDITURES CHART FOR THE FOUR MONTH ENDED JANUARY 31, 2024

EXPENDITURES

Personnel	\$2,624,552
Purchased Electric & Gas	2,371,491
Refuse	608,010
Insurance & Debt Service	1,213,795
Transfers	1,261,785
Other Expenses	1,888,248
Total Expenditures	<u>\$9,967,881</u>



CITY OF QUINCY, FL
 OPERATING EXPENSES FOR THE FOUR (4) MONTHS ENDED JANUARY 31, 2024 - BUDGET TO ACTUAL

G/L_ACCT #	ACCOUNT DESCRIPTION	FY 2024 OPERATING BUDGET	FY 2024 4 MONTHS YTD OPERATING ACTUAL	FY 2024 OPERATING BUDGET BALANCE	FY 2024 4 MONTHS YTD OPERATING 33.3%	FY 2023 4 MONTHS YTD OPERATING ACTUAL	YTD 33.3% 2023
GENERAL FUND EXPENSES							
	CITY COMMISSION						
001-110-511-10110	SALARIES & WAGES	84,599.00	24,404.00	60,195.00	29%	53,250.00	35.94 %
001-110-511-10210	FICA TAXES	6,472.00	1,765.00	4,707.00	27%	3,921.00	35.84 %
001-110-511-10220	RETIREMENT CONTRIBUTIONS	10,152.00	2,929.00	7,223.00	29%	6,390.00	35.82 %
001-110-511-10230	LIFE & HEALTH INSURANCE	12,785.00	4,262.00	8,523.00	33%	6,429.00	39.79 %
001-110-511-30343	PROFESSIONAL SERVICES	30,000.00	7,275.00	22,725.00	24%	350.00	0.92 %
001-110-511-30434	SENIOR SERVICES	569.17	569.17	-	100%	1,874.00	11.94 %
001-110-511-30437	COMMUNITY EVENTS	9,430.83	-	9,430.83	0%	-	0.00 %
001-110-511-30491	OTHER EXPENSES	-	-	-	0%	2,917.00	10.20 %
001-110-511-31000	OTHER OPERATING IT SUPPORT	9,500.00	3,167.00	6,333.00	33%	3,167.00	33.33 %
001-110-511-80820	AID TO PRIVATE ORGANIZATIONS	15,000.00	15,000.00	-	100%	51,000.00	73.58 %
001-110-519-30410	TELEPHONE	2,970.00	1,421.00	1,549.00	48%	-	0.00 %
001-110-519-30500	LEGAL ADS & RECORDINGS	3,200.00	300.00	2,900.00	9%	-	0.00 %
	TOTAL CITY COMMISSION	184,678.00	61,092.17	123,585.83	33%	129,298.00	34.00-%
	CITY MANAGER						
001-160-512-10110	SALARIES & WAGES	110,000.00	32,272.00	77,728.00	29%	32,528.00	29.35 %
001-160-512-10120	REGULARY SALARIES & WAGES	3,540.00	1,054.00	2,486.00	30%	940.00	26.63 %
001-160-512-10210	FICA TAXES	8,686.00	2,584.00	6,102.00	30%	2,501.00	28.38 %
001-160-512-10220	RETIREMENT CONTRIBUTIONS	13,625.00	3,930.00	9,695.00	29%	4,146.00	29.74 %
001-160-512-10230	LIFE & HEALTH INSURANCE	30,200.00	9,457.00	20,743.00	31%	9,516.00	33.54 %
001-160-512-30341	CONTRACTUAL SERVICES	11,402.97	30.00	11,372.97	0%	5,000.00	57.60 %
001-160-512-30343	PROFESSIONAL SERVICES	4,500.00	911.00	3,589.00	20%	-	0.00 %
001-160-512-30402	TRAVEL EXPENSE	1,350.00	-	1,350.00	0%	-	0.00 %
001-160-512-30403	GAS	4,500.00	2,127.00	2,373.00	47%	2,448.00	43.82 %
001-160-512-30410	TELEPHONE	8,000.00	3,106.00	4,894.00	39%	2,797.00	32.36 %
001-160-512-30461	REPAIR & MAINTENANCE OFFICE EQ	2,700.00	2,511.00	189.00	93%	-	0.00 %
001-160-512-30491	OTHER OPERATING EXPENSE	2,797.03	2,797.00	0.03	100%	7,132.00	81.60 %
001-160-512-30511	OFFICE SUPPLIES GENERAL	2,650.00	294.00	2,356.00	11%	123.00	7.63 %
001-160-512-31000	OTHER OPERATING EXP - IT SUPPO	9,500.00	3,167.00	6,333.00	33%	3,167.00	33.33 %
	TOTAL CITY MANAGER	213,451.00	64,240.00	149,211.00	30%	70,298.00	30.00-%
	CITY ATTORNEY						

CITY OF QUINCY, FL
 OPERATING EXPENSES FOR THE FOUR (4) MONTHS ENDED JANUARY 31, 2024 - BUDGET TO ACTUAL

G/L ACCT #	ACCOUNT DESCRIPTION	FY 2024 OPERATING BUDGET	FY 2024 4 MONTHS YTD OPERATING ACTUAL	FY 2024 OPERATING BUDGET BALANCE	FY 2024 4 MONTHS YTD OPERATING 33.3%	FY 2023 4 MONTHS YTD OPERATING ACTUAL	YTD 33.3% 2023
001-120-514-30341	CONTRACTUAL SERVICES	250,000.00	69,933.00	180,067.00	28%	149,420.00	42.18 %
001-120-514-30402	TRAVEL	1,000.00	-	1,000.00	0%	-	0.00 %
001-120-514-30491	OTHER OPERATING EXPENSE	500.00	-	500.00	0%	-	0.00 %
	TOTAL CITY ATTORNEY	251,500.00	69,933.00	181,567.00	28%	149,420.00	39.00-%
	CITY CLERK						
001-130-519-10110	SALARIES & WAGES	55,460.00	16,507.00	38,953.00	30%	16,428.00	29.39 %
001-130-519-10210	FICA TAXES	4,243.00	1,303.00	2,940.00	31%	1,298.00	29.42 %
001-130-519-10220	RETIREMENT CONTRIBUTIONS	6,655.00	1,920.00	4,735.00	29%	1,910.00	28.74 %
001-130-519-10230	LIFE & HEALTH INSURANCE	2,200.00	586.00	1,614.00	27%	588.00	32.66 %
001-130-519-30341	CONTRACTUAL SERVICES	2,217.00	30.00	2,187.00	1%	-	0.00 %
001-130-519-30343	PROFESSIONAL SERVICES	2,866.00	-	2,866.00	0%	-	0.00 %
001-130-519-30402	TRAVEL EXPENSE	1,000.00	-	1,000.00	0%	-	0.00 %
001-130-519-30410	TELEPHONE	6,000.00	2,604.00	3,396.00	43%	2,487.00	34.64 %
001-130-519-30461	REPAIR & MAINT - OFFICE EQUIPM	1,440.00	637.00	803.00	44%	-	0.00 %
001-130-519-30491	OTHER OPERATING EXPENSE	6,300.00	1,727.00	4,573.00	27%	471.00	7.97 %
001-130-519-30493	TRAINING	540.00	-	540.00	0%	-	0.00 %
001-130-519-30500	LEGAL ADS AND RECORDING FEES	5,000.00	-	5,000.00	0%	-	0.00 %
001-130-519-30511	OFFICE SUPPLIES-GENERAL	540.00	-	540.00	0%	137.00	22.82 %
001-130-519-31000	OTHER OPERATING EXP - IT SUPPO	5,000.00	1,667.00	3,333.00	33%	1,667.00	33.33 %
	TOTAL CITY CLERK	99,461.00	26,981.00	72,480.00	27%	24,986.00	28.00-%
	NON-DEPARTMENTAL						
001-001-519-30320	ACCOUNTING & AUDITING SERVICES	35,357.00	4,800.00	30,557.00	14%	-	0.00 %
001-001-519-30341	CONTRACTUAL SERVICES	25,000.00	23,857.00	1,143.00	95%	-	0.00 %
001-001-519-30342	RECORDING OF THE COMMISSION MT	41,035.00	12,000.00	29,035.00	29%	12,000.00	25.00 %
001-001-519-30343	PROFESSIONAL SERVICES	2,700.00	98.00	2,602.00	4%	156.00	7.22 %
001-001-519-30410	TELEPHONE	2,173.00	541.00	1,632.00	25%	908.00	38.58 %
001-001-519-30440	SUMMER YOUTH WORK PROGRAM	24,000.00	-	24,000.00	0%	-	0.00 %
001-001-519-30451	INSURANCE	750,000.00	327,123.00	422,877.00	44%	283,164.00	41.35 %
001-001-519-30462	REPAIR & MAINT. - EQUIPMENT &	1,953.00	1,396.00	557.00	71%	-	0.00 %
001-001-519-30465	COPIER PAYMENT	601.00	-	601.00	0%	451.00	99.91 %
001-001-519-30491	OTHER OPERATING EXPENSE	18,425.00	18,424.00	1.00	100%	33,023.00	57.82 %
001-001-519-30512	POSTAGE	2,777.00	419.00	2,358.00	15%	1,772.00	43.98 %
001-001-519-70730	TRANSFER DEBT SVC CAP IMP BOND	358,234.00	117,500.00	240,734.00	33%	120,000.00	33.33 %
001-001-519-70731	HONEWELL LOAN PRINCIPAL	-	-	-	0%	8,460.00	49.42 %

CITY OF QUINCY, FL
 OPERATING EXPENSES FOR THE FOUR (4) MONTHS ENDED JANUARY 31, 2024 - BUDGET TO ACTUAL

G/L_ACCT #	ACCOUNT DESCRIPTION	FY 2024 OPERATING BUDGET	FY 2024 4 MONTHS YTD OPERATING ACTUAL	FY 2024 OPERATING BUDGET BALANCE	FY 2024 4 MONTHS YTD OPERATING 33.3%	FY 2023 4 MONTHS YTD OPERATING ACTUAL	YTD 33.3%
001-001-519-70732	HONEYWELL LOAN INTEREST	-	-	-	0%	397.00	66.41 %
001-001-519-90000	TRANSFER TO INTERNAL SERVICE F	5,000.00	1,667.00	3,333.00	33%	1,667.00	33.33 %
001-001-552-30645	CRA TIF: ECONOMIC ENVIRON.	429,596.00	-	429,596.00	0%	328,544.00	99.99 %
	TOTAL NON-DEPARTMENTAL	1,696,851.00	507,825.00	1,189,026.00	30%	790,542.00	50.00-%
	PERSONNEL						
001-260-513-10110	EXE SALARIES & WAGES	65,000.00	19,291.00	45,709.00	30%	19,291.00	29.43 %
001-260-513-10120	REGULAR SALARIES & WAGES	88,745.00	26,249.00	62,496.00	30%	27,205.00	30.10 %
001-260-513-10210	FICA TAXES	11,762.00	3,137.00	8,625.00	27%	3,239.00	29.76 %
001-260-513-10220	RETIREMENT CONTRIBUTIONS	18,449.00	5,322.00	13,127.00	29%	5,475.00	29.43 %
001-260-513-10230	LIFE & HEALTH INSURANCE	28,800.00	9,279.00	19,521.00	32%	9,475.00	34.88 %
001-260-513-30314	PSYCHIATRIC EVALUATIONS	5,625.00	250.00	5,375.00	4%	480.00	10.93 %
001-260-513-30315	EMPLOYEE QUALITY OF LIFE	12,600.00	1,225.00	11,375.00	10%	1,225.00	24.74 %
001-260-513-30341	CONTRACTUAL SERVICES	9,000.00	1,120.00	7,880.00	12%	1,545.00	16.26 %
001-260-513-30343	PROFESSIONAL SERVICES	9,000.00	850.00	8,150.00	9%	898.00	8.58 %
001-260-513-30345	VOLUNTEER SERVICES PROGRAM EXP	-	975.00	(975.00)	100%	-	0.00 %
001-260-513-30402	TRAVEL EXPENSE	900.00	-	900.00	0%	-	0.00 %
001-260-513-30410	TELEPHONE	9,000.00	3,415.00	5,585.00	38%	3,172.00	30.39 %
001-260-513-30461	REPAIR AND MAINTENANCE OFFICE	225.00	221.00	4.00	98%	-	0.00 %
001-260-513-30491	OTHER OPERATING EXPENSE	2,250.00	-	2,250.00	0%	169.00	23.56 %
001-260-513-30493	TRAINING	1,800.00	-	1,800.00	0%	-	0.00 %
001-260-513-30511	OFFICE SUPPLIES GENERAL	900.00	92.00	808.00	10%	-	0.00 %
001-260-513-30540	PUBLICATIONS, SUBSCRIP.& MEMBE	16,650.00	13,844.00	2,806.00	83%	-	0.00 %
001-260-513-31000	OTHER OPERATING EXP - IT SUPPO	9,500.00	3,167.00	6,333.00	33%	3,167.00	33.33 %
	TOTAL PERSONNEL	290,206.00	88,437.00	201,769.00	30%	75,341.00	28.00-%
	FINANCE						
001-271-513-10110	EXE SALARIES & WAGES	26,111.00	-	26,111.00	0%	7,448.00	28.37 %
001-271-513-10120	REGULAR SALARIES & WAGES	58,172.00	17,215.00	40,957.00	30%	13,948.00	21.03 %
001-271-513-10140	OVERTIME	500.00	-	500.00	0%	-	0.00 %
001-271-513-10210	FICA TAXES	6,486.00	1,203.00	5,283.00	19%	1,513.00	21.24 %
001-271-513-10220	RETIREMENT CONTRIBUTIONS	10,114.00	2,011.00	8,103.00	20%	2,512.00	22.49 %
001-271-513-10230	LIFE & HEALTH INSURANCE	12,700.00	3,548.00	9,152.00	28%	4,046.00	26.83 %
001-271-513-30343	PROFESSIONAL SERVICES	9,000.00	-	9,000.00	0%	250.00	1.35 %
001-271-513-30402	TRAVEL EXPENSE	1,350.00	-	1,350.00	0%	-	0.00 %
001-271-513-30410	TELEPHONE	6,000.00	2,843.00	3,157.00	47%	2,445.00	31.75 %

CITY OF QUINCY, FL
 OPERATING EXPENSES FOR THE FOUR (4) MONTHS ENDED JANUARY 31, 2024 - BUDGET TO ACTUAL

G/L ACCT #	ACCOUNT DESCRIPTION	FY 2024 OPERATING BUDGET	FY 2024 4 MONTHS YTD OPERATING ACTUAL	FY 2024 OPERATING BUDGET BALANCE	FY 2024 4 MONTHS YTD OPERATING ACTUAL	FY 2024 4 MONTHS YTD OPERATING ACTUAL	FY 2023 4 MONTHS YTD OPERATING ACTUAL	YTD 33.3%
001-271-513-30440	EQUIPMENT RENTAL	450.00	-	450.00	-	0%	188.00	6.71 %
001-271-513-30461	REPAIR & MAINT OFFICE EQUIPMEN	900.00	202.00	698.00	202.00	22%	180.00	8.01 %
001-271-513-30465	COPIER LEASE	1,200.00	-	1,200.00	-	0%	451.00	37.55 %
001-271-513-30491	OTHER OPERATING EXPENSE	900.00	855.00	45.00	855.00	95%	598.00	59.83 %
001-271-513-30493	TRAINING	2,250.00	-	2,250.00	-	0%	-	0.00 %
001-271-513-30511	OFFICE SUPPLIES GENERAL	6,300.00	1,848.00	4,452.00	1,848.00	29%	3,092.00	38.89 %
001-271-513-30521	OPERATING SUPPLIES	1,350.00	-	1,350.00	-	0%	694.00	46.27 %
001-271-513-31000	OTHER OPERATING EXP - IT SUPPO	9,500.00	3,167.00	6,333.00	3,167.00	33%	3,167.00	33.33 %
	TOTAL FINANCE	153,283.00	32,892.00	120,391.00	32,892.00	21%	40,532.00	22.00-%
	GENERAL SERVICES ADM							
001-276-513-10120	REGULAR SALARIES & WAGES	50,003.00	14,965.00	35,038.00	14,965.00	30%	14,965.00	29.60 %
001-276-513-10210	FICA	3,826.00	1,088.00	2,738.00	1,088.00	28%	1,091.00	18.17 %
001-276-513-10220	RETIREMENT	6,000.00	1,731.00	4,269.00	1,731.00	29%	1,731.00	22.04 %
001-276-513-10230	LIFE & HEALTH INSURANCE	7,600.00	2,424.00	5,176.00	2,424.00	32%	2,331.00	28.77 %
001-276-513-30493	TRAINING	675.00	-	675.00	-	0%	-	0.00 %
001-276-513-30500	ADVERTISING	3,600.00	-	3,600.00	-	0%	-	0.00 %
	TOTAL GEN SERVICES ADM	71,704.00	20,208.00	51,496.00	20,208.00	28%	20,118.00	27.00-%
	LAW ENFORCEMENT ADM							
001-210-521-10110	EXE SALARIES & WAGES	74,999.00	22,895.00	52,104.00	22,895.00	31%	22,176.00	29.35 %
001-210-521-10120	REGULAR SALARIES & WAGES	188,160.00	58,623.00	129,537.00	58,623.00	31%	64,331.00	33.20 %
001-210-521-10130	OTHER SALARIES & WAGES	1,278.00	248.00	1,030.00	248.00	19%	458.00	52.58 %
001-210-521-10140	OVERTIME	500.00	407.00	93.00	407.00	81%	205.00	17.09 %
001-210-521-10150	SPEC PAY-INCENTIVE,HOLLV BUYB	2,000.00	260.00	1,740.00	260.00	13%	-	0.00 %
001-210-521-10210	FICA TAXES	20,421.00	6,126.00	14,295.00	6,126.00	30%	6,551.00	33.04 %
001-210-521-10220	RETIREMENT CONTRIBUTIONS	55,732.00	8,400.00	47,332.00	8,400.00	15%	22,845.00	52.47 %
001-210-521-10230	LIFE & HEALTH INSURANCE	29,333.00	13,829.00	15,504.00	13,829.00	47%	12,109.00	31.52 %
001-210-521-30341	CONTRACTUAL SERVICES	1,800.00	24.00	1,776.00	24.00	1%	280.00	0.94 %
001-210-521-30402	TRAVEL EXPENSE	1,350.00	-	1,350.00	-	0%	-	0.00 %
001-210-521-30403	GAS & DIESEL	10,900.00	10,884.00	16.00	10,884.00	100%	3,742.00	16.12 %
001-210-521-30404	OIL & GREASE	900.00	-	900.00	-	0%	-	0.00 %
001-210-521-30405	TIRES	450.00	-	450.00	-	0%	-	0.00 %
001-210-521-30406	VEHICLE PARTS ONLY	1,350.00	-	1,350.00	-	0%	-	0.00 %
001-210-521-30407	VEHICLE REPAIRS	900.00	-	900.00	-	0%	-	0.00 %
001-210-521-30410	TELEPHONE	60,000.00	14,283.00	45,717.00	14,283.00	24%	17,654.00	33.19 %

CITY OF QUINCY, FL
 OPERATING EXPENSES FOR THE FOUR (4) MONTHS ENDED JANUARY 31, 2024 - BUDGET TO ACTUAL

G/L ACCT #	ACCOUNT DESCRIPTION	FY 2024 OPERATING BUDGET	FY 2024 4 MONTHS YTD OPERATING ACTUAL	FY 2024 OPERATING BUDGET BALANCE	FY 2024 4 MONTHS YTD OPERATING ACTUAL	FY 2024 4 MONTHS YTD OPERATING ACTUAL	FY 2023 4 MONTHS YTD OPERATING ACTUAL	YTD 33.3% 2023
001-210-521-30430	UTILITIES	8,000.00	3,239.00	4,761.00	40%	2,469.00	41.22 %	
001-210-521-30464	REPAIRS & MAINTENANCE-RADIO	900.00	-	900.00	0%	-	0.00 %	
001-210-521-30491	OTHER OPERATING EXPENSE	1,800.00	11.00	1,789.00	1%	219.00	45.95 %	
001-210-521-30492	INVESTIGATIVE FUNDS	1,350.00	-	1,350.00	0%	-	0.00 %	
001-210-521-30493	TRAINING	1,350.00	-	1,350.00	0%	-	0.00 %	
001-210-521-30494	Software License	13,500.00	8,671.00	4,829.00	64%	16,971.00	100.00 %	
001-210-521-30511	OFFICE SUPPLIES-GENERAL	13,500.00	475.00	13,025.00	4%	2,443.00	33.45 %	
001-210-521-30521	OPERATING MATERIALS & SUPPLIES	900.00	-	900.00	0%	147.00	29.15 %	
001-210-521-30522	OPERATING SUPPLIES-UNIFORMS	1,350.00	-	1,350.00	0%	-	0.00 %	
001-210-521-30540	PUBLICATIONS, SUBSCRIP. & MEMB	900.00	-	900.00	0%	-	0.00 %	
001-210-521-31000	OTHER OPERATING EXP - IT SUPPO	9,500.00	3,167.00	6,333.00	33%	3,167.00	33.33 %	
001-210-521-60641	OFFICE FURNITURE & EQUIPMENT	1,800.00	-	1,800.00	0%	-	0.00 %	
	TOTAL LAW ENFORCEMENT ADM	504,932.00	151,542.00	353,390.00	30%	175,767.00	34.00-%	
	LAW ENFORCEMENT OPERATIONS							
001-220-521-10120	REGULAR SALARIES & WAGES	1,664,838.00	442,661.00	1,222,177.00	27%	446,651.00	29.67 %	
001-220-521-10130	OTHER SALARIES & WAGES - P/T	16,200.00	3,733.00	12,467.00	23%	3,703.00	35.26 %	
001-220-521-10140	OVERTIME	155,000.00	16,467.00	138,533.00	11%	47,243.00	31.95 %	
001-220-521-10150	SPEC PAY-INCENTIVE,HOL, LV BUY	20,000.00	3,513.00	16,487.00	18%	5,868.00	22.63 %	
001-220-521-10210	FICA TAXES	150,131.00	34,379.00	115,752.00	23%	36,862.00	29.60 %	
001-220-521-10220	RETIREMENT CONTRIBUTIONS	224,874.00	18,194.00	206,680.00	8%	118,289.00	33.09 %	
001-220-521-10230	LIFE & HEALTH INSURANCE	320,262.00	101,112.00	219,150.00	32%	108,791.00	35.21 %	
001-220-521-30341	CONTRACTURAL SERVICES	31,350.00	55.00	31,295.00	0%	235.00	6.39 %	
001-220-521-30402	TRAVEL EXPENSE	900.00	-	900.00	0%	-	0.00 %	
001-220-521-30403	GASOLINE & DIESEL	54,000.00	20,429.00	33,571.00	38%	21,295.00	32.17 %	
001-220-521-30404	OIL & GREASE	5,400.00	2,215.00	3,185.00	41%	1,004.00	14.61 %	
001-220-521-30405	TIRES	6,300.00	902.00	5,398.00	14%	2,251.00	41.37 %	
001-220-521-30406	VEHICLE PARTS ONLY	60,055.00	2,024.00	58,031.00	3%	3,189.00	6.61 %	
001-220-521-30407	OTHER AUTO EXPENSE	3,150.00	385.00	2,765.00	12%	585.00	25.44 %	
001-220-521-30435	YOUTH DEVELOPMENT ACADEMY & PR	1,350.00	-	1,350.00	0%	1,000.00	33.33 %	
001-220-521-30462	REPAIR & MAINT.-EQUIPMENT & TO	540.00	-	540.00	0%	-	0.00 %	
001-220-521-30464	REPAIR & MAINTENANCE - RADIOS	450.00	-	450.00	0%	-	0.00 %	
001-220-521-30491	OTHER OPERATING EXPENSE	31,500.00	7,488.00	24,012.00	24%	12,905.00	19.86 %	
001-220-521-30493	TRAINING	18,000.00	335.00	17,665.00	2%	6,121.00	32.31 %	
001-220-521-30494	Software License	17,788.00	17,551.00	237.00	99%	8,235.00	99.99 %	
001-220-521-30511	OFFICE SUPPLIES	900.00	-	900.00	0%	-	0.00 %	

CITY OF QUINCY, FL
 OPERATING EXPENSES FOR THE FOUR (4) MONTHS ENDED JANUARY 31, 2024 - BUDGET TO ACTUAL

G/L_Acct #	ACCOUNT DESCRIPTION	FY 2024 OPERATING BUDGET	FY 2024 4 MONTHS YTD OPERATING ACTUAL	FY 2024 OPERATING BUDGET BALANCE	FY 2024 4 MONTHS YTD OPERATING ACTUAL	FY 2024 4 MONTHS YTD OPERATING ACTUAL	FY 2024 4 MONTHS YTD OPERATING ACTUAL	YTD 33.3%
001-220-521-30514	HUMAN INTELLIGENCE - REWARDS	900.00	-	900.00	-	0%	-	0.00 %
001-220-521-30521	OPERATING MATERIALS & SUPPLIES	49,500.00	2,962.00	46,538.00	2,962.00	6%	64,187.00	72.06 %
001-220-521-30522	OPERATING SUPPLIES - UNIFORMS	31,500.00	15,991.00	15,609.00	15,991.00	50%	10,230.00	17.01 %
001-220-521-60641	OFFICE FURNITURE & EQUIPMENT	9,547.00	-	9,547.00	-	0%	-	0.00 %
001-220-521-60642	VEHICLES	146,020.00	44,399.00	101,621.00	44,399.00	30%	17,889.00	17.30 %
001-220-521-60644	EQUIPMENT	18,000.00	4,095.00	13,905.00	4,095.00	23%	9,586.00	95.85 %
	TOTAL LAW ENFORCEMENT OPERAT	3,038,455.00	738,790.00	2,299,665.00	738,790.00	24%	926,119.00	31.00-%
	FIRE CONTROL ADM							
001-210-522-10110	EXE SALARIES & WAGES	135,062.00	39,827.00	95,235.00	39,827.00	29%	35,487.00	26.70 %
001-210-522-10120	REGULAR SALARIES & WAGES	47,995.00	13,766.00	34,229.00	13,766.00	29%	13,766.00	29.33 %
001-210-522-10150	SPEC PAY-INCENTIVE,HOLLV BUYB	9,000.00	1,800.00	7,200.00	1,800.00	20%	1,350.00	24.45 %
001-210-522-10210	FICA TAXES	14,693.00	3,971.00	10,722.00	3,971.00	27%	3,672.00	27.59 %
001-210-522-10220	RETIREMENT CONTRIBUTIONS	43,000.00	4,126.00	38,874.00	4,126.00	10%	11,641.00	39.27 %
001-210-522-10230	LIFE & HEALTH INSURANCE	25,200.00	13,017.00	12,183.00	13,017.00	52%	7,811.00	31.27 %
001-210-522-30410	TELEPHONE	23,000.00	7,214.00	15,786.00	7,214.00	31%	7,243.00	29.63 %
001-210-522-30430	UTILITIES	17,000.00	6,902.00	10,098.00	6,902.00	41%	5,623.00	29.18 %
001-210-522-30461	REPAIR & MAINTENANCE-OFFICE EQ	13,500.00	4,692.00	8,808.00	4,692.00	35%	-	0.00 %
001-210-522-30463	REPAIR & MAINT.-BUILDINGS & GR	31,500.00	4,065.00	27,435.00	4,065.00	13%	438.00	3.97 %
001-210-522-30464	REPAIR & MAINTENANCE-RADIO	6,300.00	165.00	6,135.00	165.00	3%	-	0.00 %
001-210-522-30465	COPIER PAYMENT	1,900.00	509.00	1,391.00	509.00	27%	451.00	24.91 %
001-210-522-30491	OTHER OPERATING EXPENSE	2,700.00	92.00	2,608.00	92.00	3%	722.00	61.96 %
001-210-522-30494	FIRE PREVENTION AND EDUCATION	6,300.00	2,905.00	3,395.00	2,905.00	46%	540.00	10.80 %
001-210-522-30511	OFFICE SUPPLIES-GENERAL	2,700.00	130.00	2,570.00	130.00	5%	120.00	19.32 %
001-210-522-30521	OPERATING MATERIALS & SUPPLIES	1,800.00	-	1,800.00	-	0%	35.00	2.68 %
001-210-522-30522	OPERATING SUPPLIES - UNIFORMS	3,600.00	91.00	3,509.00	91.00	3%	316.00	13.15 %
001-210-522-31000	OTHER OPERATING EXP -IT SUPPOR	9,500.00	3,167.00	6,333.00	3,167.00	33%	3,167.00	33.33 %
001-210-522-60641	OFFICE FURNITURE & EQUIPMENT	10,800.00	-	10,800.00	-	0%	5,000.00	90.09 %
	TOTAL FIRE CONTROL ADM	405,550.00	106,439.00	299,111.00	106,439.00	26%	97,382.00	29.00-%
	FIRE CONTROL OPERATIONS							
001-230-522-10120	REGULAR SALARIES & WAGES	936,250.00	274,322.00	661,928.00	274,322.00	29%	257,175.00	28.76 %
001-230-522-10130	OTHER SALARIES & WAGES - P/T	21,296.00	6,774.00	14,522.00	6,774.00	32%	600.00	7.79 %
001-230-522-10140	OVERTIME	85,000.00	10,701.00	74,299.00	10,701.00	13%	16,573.00	51.79 %
001-230-522-10150	SPEC PAY-INCENTIVE,HOLLV BUYB	30,020.00	12,205.00	17,815.00	12,205.00	41%	12,635.00	40.83 %
001-230-522-10210	FICA TAXES	82,052.00	22,609.00	59,443.00	22,609.00	28%	21,066.00	29.63 %

CITY OF QUINCY, FL
 OPERATING EXPENSES FOR THE FOUR (4) MONTHS ENDED JANUARY 31, 2024 - BUDGET TO ACTUAL

GL_ACCT #	ACCOUNT DESCRIPTION	FY 2024 OPERATING BUDGET	FY 2024 4 MONTHS YTD OPERATING ACTUAL	FY 2024 OPERATING BUDGET BALANCE	FY 2024 4 MONTHS YTD OPERATING 33.3%	FY 2023 4 MONTHS YTD OPERATING ACTUAL	YTD 33.3% 2023
001-230-522-10220	RETIREMENT CONTRIBUTIONS	125,000.00	4,638.00	120,362.00	4%	97,926.00	38.95 %
001-230-522-10230	LIFE & HEALTH INSURANCE	218,900.00	61,219.00	157,681.00	28%	69,576.00	33.73 %
001-230-522-30345	VOLUNTEER FIREFIGHTER PROGRAM	15,300.00	-	15,300.00	0%	-	0.00 %
001-230-522-30402	TRAVEL EXPENSE	2,250.00	-	2,250.00	0%	-	0.00 %
001-230-522-30403	GASOLINE & DIESEL	18,000.00	6,598.00	11,402.00	37%	6,930.00	36.38 %
001-230-522-30404	OIL & GREASE	4,500.00	554.00	3,946.00	12%	296.00	21.41 %
001-230-522-30405	TIRES	7,650.00	-	7,650.00	0%	1,415.00	56.61 %
001-230-522-30406	VEHICLE PARTS ONLY	4,500.00	150.00	4,350.00	3%	58.00	10.06 %
001-230-522-30462	REPAIR & MAINT. - EQUIPMENT &	27,000.00	3,262.00	23,738.00	12%	10,779.00	48.33 %
001-230-522-30491	OTHER OPERATING EXPENSE	2,250.00	(119.00)	2,369.00	-5%	688.00	41.19 %
001-230-522-30493	TRAINING	18,000.00	3,375.00	14,625.00	19%	-	0.00 %
001-230-522-30511	OFFICE SUPPLIES	900.00	-	900.00	0%	52.00	8.45 %
001-230-522-30521	OPERATING MATERIALS & SUPPLIES	3,600.00	145.00	3,455.00	4%	828.00	27.40 %
001-230-522-30522	OPERATING SUPPLIES - UNIFORMS	67,500.00	2,965.00	64,535.00	4%	27,622.00	40.89 %
001-230-522-60644	EQUIPMENT	27,000.00	-	27,000.00	0%	-	0.00 %
	TOTAL FIRE CONTROL OPERATIONS	1,696,968.00	409,398.00	1,287,570.00	24%	524,229.00	32.00-%
	BUILDING & PLANNING						
001-284-515-10110	EXE SALARIES & WAGES	-	-	-	0%	12,452.00	47.61 %
001-284-515-10120	REGULAR SALARIES & WAGES	122,552.00	36,326.00	86,226.00	30%	23,460.00	23.28 %
001-284-515-10140	OVERTIME	189.00	189.00	-	100%	-	0.00 %
001-284-515-10210	FICA TAXES	9,376.00	2,606.00	6,770.00	28%	2,560.00	31.88 %
001-284-515-10220	RETIREMENT CONTRIBUTIONS	14,706.00	4,242.00	10,464.00	29%	4,231.00	31.32 %
001-284-515-10230	LIFE & HEALTH INSURANCE	18,300.00	5,556.00	12,744.00	30%	6,265.00	36.73 %
001-284-515-30341	CONTRACTUAL SERVICES	7,200.00	6,589.00	611.00	92%	400.00	1.77 %
001-284-515-30343	PROFESSIONAL SERVICES	67,500.00	24,090.00	43,410.00	36%	7,650.00	11.05 %
001-284-515-30402	TRAVEL EXPENSE	1,611.00	-	1,611.00	0%	-	0.00 %
001-284-515-30403	GAS & DIESEL	900.00	391.00	509.00	43%	362.00	34.66 %
001-284-515-30404	OIL & GREASE	180.00	-	180.00	0%	-	0.00 %
001-284-515-30405	TIRES	450.00	-	450.00	0%	-	0.00 %
001-284-515-30406	VEH PARTS ONLY	450.00	-	450.00	0%	-	0.00 %
001-284-515-30407	VEH REPAIRS	450.00	-	450.00	0%	-	0.00 %
001-284-515-30410	TELEPHONE	7,500.00	3,152.00	4,348.00	42%	2,983.00	33.17 %
001-284-515-30461	REPAIR & MAINT. OFFICE EQUIPME	2,250.00	1,601.00	649.00	71%	489.00	12.11 %
001-284-515-30491	OTHER OPERATING EXPENSE	2,700.00	9.00	2,691.00	0%	1,797.00	52.93 %
001-284-515-30493	TRAINING	2,700.00	701.00	1,999.00	26%	216.00	9.48 %

CITY OF QUINCY, FL
 OPERATING EXPENSES FOR THE FOUR (4) MONTHS ENDED JANUARY 31, 2024 - BUDGET TO ACTUAL

GL ACCT #	ACCOUNT DESCRIPTION	FY 2024 OPERATING BUDGET	FY 2024 4 MONTHS YTD OPERATING ACTUAL	FY 2024 OPERATING BUDGET BALANCE	FY 2024 4 MONTHS YTD OPERATING ACTUAL 33.3%	FY 2023 4 MONTHS YTD OPERATING ACTUAL	YTD 33.3% 2023
001-284-515-30500	ADVERTISEMENTS	1,800.00	-	1,800.00	0%	343.00	99.93 %
001-284-515-30511	OFFICE SUPPLIES GENERAL	900.00	-	900.00	0%	107.00	15.31 %
001-284-515-31000	OTHER OPERATING EXP - IT SUPPO	9,500.00	3,167.00	6,333.00	33%	3,167.00	33.33 %
	TOTAL BUILDING & PLANNING	271,214.00	88,619.00	182,595.00	33%	66,482.00	23.00-%
	RECREATIONAL ACTIVITY						
001-310-572-10110	EXE SALARIES & WAGES	54,388.00	16,230.00	38,158.00	30%	16,641.00	30.02 %
001-310-572-10120	REGULAR SALARIES & WAGES	260,018.00	77,986.00	182,032.00	30%	59,836.00	23.11 %
001-310-572-10130	OTHER SALARIES & WAGES - P/T	30,000.00	6,757.00	23,243.00	23%	4,981.00	18.15 %
001-310-572-10140	OVERTIME	2,000.00	-	2,000.00	0%	-	0.00 %
001-310-572-10210	FICA TAXES	26,500.00	7,078.00	19,422.00	27%	5,747.00	23.46 %
001-310-572-10220	RETIREMENT CONTRIBUTIONS	37,728.00	10,911.00	26,817.00	29%	8,679.00	24.92 %
001-310-572-10230	LIFE & HEALTH INSURANCE	70,900.00	24,836.00	46,064.00	35%	19,389.00	28.58 %
001-310-572-30341	CONTRACTUAL SERVICES	1,800.00	-	1,800.00	0%	3,717.00	52.65 %
001-310-572-30402	TRAVEL EXPENSE	900.00	300.00	600.00	33%	-	0.00 %
001-310-572-30403	GAS & DIESEL	9,000.00	3,532.00	5,468.00	39%	3,101.00	28.18 %
001-310-572-30404	OIL & GREASE	900.00	477.00	423.00	53%	169.00	17.29 %
001-310-572-30405	TIRES	900.00	558.00	342.00	62%	134.00	20.66 %
001-310-572-30406	VEH PARTS ONLY	900.00	19.00	881.00	2%	138.00	20.24 %
001-310-572-30407	VEHICLE REPAIRS	900.00	389.00	511.00	43%	255.00	98.19 %
001-310-572-30410	TELEPHONE	13,000.00	4,062.00	8,938.00	31%	4,329.00	32.07 %
001-310-572-30440	RENTAL OF EQUIPMENT & BUILDING	900.00	880.00	20.00	98%	-	0.00 %
001-310-572-30441	SWIMMING POOL REPAIRS	-	-	-	0%	30.00	0.38 %
001-310-572-30462	REPAIR & MAINT-EQUIPMENT & TOO	1,900.00	1,179.00	721.00	62%	161.00	4.06 %
001-310-572-30491	OTHER OPERATING EXPENSES	9,000.00	6,459.00	2,541.00	72%	6,114.00	29.41 %
001-310-572-30492	MAINTENANCE OF TANYARD CREEK P	6,300.00	12.00	6,288.00	0%	1,605.00	23.05 %
001-310-572-30493	TRAINING	900.00	-	900.00	0%	-	0.00 %
001-310-572-30511	OFFICE SUPPLIES - GENERAL	900.00	388.00	512.00	43%	175.00	8.77 %
001-310-572-30521	OPERATING MATERIALS & SUPPLIES	3,150.00	2,263.00	887.00	72%	1,046.00	18.39 %
001-310-572-30522	OPERATING SUPPLIES - UNIFORMS	3,700.00	2,235.00	1,465.00	60%	694.00	11.49 %
001-310-572-30523	OPERATING SUP - CHEM	3,600.00	1,993.00	1,607.00	55%	1,184.00	15.22 %
001-310-572-30525	ATHLETIC EQUIPMENT - FOOTBALL	18,000.00	13,098.00	4,902.00	73%	15,815.00	60.49 %
001-310-572-30526	ATHLETIC EQUIP BASEBALL & SOFT	4,500.00	-	4,500.00	0%	-	0.00 %
001-310-572-30527	ATHLETIC EQUIPMENT - TRACK	5,400.00	327.00	5,073.00	6%	-	0.00 %
001-310-572-30528	ATHLETIC EQUIPMENT - BASKETBAL	12,980.00	1,030.00	11,950.00	8%	-	0.00 %
001-310-572-30529	ATHLETIC EQUIPMENT - OTHER	3,150.00	439.00	2,711.00	14%	1,025.00	99.19 %

CITY OF QUINCY, FL
 OPERATING EXPENSES FOR THE FOUR (4) MONTHS ENDED JANUARY 31, 2024 - BUDGET TO ACTUAL

G/L ACCT #	ACCOUNT DESCRIPTION	FY 2024 OPERATING BUDGET	FY 2024 4 MONTHS YTD OPERATING ACTUAL	FY 2024 OPERATING BUDGET BALANCE	FY 2024 4 MONTHS YTD OPERATING ACTUAL	FY 2024 4 MONTHS YTD OPERATING ACTUAL	YTD 33.3% 2023
001-310-572-30531	ATHLETIC EQUIPMENT - KICKBALL	2,700.00	-	2,700.00	0%	-	0.00 %
001-310-572-30532	ATHLETIC- CHEERLEADING	4,500.00	1,466.00	3,034.00	33%	-	0.00 %
001-310-572-30540	OTHER RECREATIONAL ACTIVITIES	6,300.00	5,316.00	984.00	84%	4,981.00	76.78 %
001-310-572-31000	OTHER OPERATING EXP - IT SUPPO	9,500.00	3,167.00	6,333.00	33%	3,167.00	33.33 %
	TOTAL RECREATIONAL ACTIVITY	607,214.00	193,387.00	413,827.00	32%	163,113.00	25.00-%
	PARKS						
001-440-572-30341	CONTRACTUAL SERVICES	9,000.00	4,250.00	4,750.00	47%	451.00	2.82 %
001-440-572-30391	PARKS & FACILITY	27,000.00	16,063.00	10,937.00	59%	4,209.00	9.13 %
001-440-572-30430	UTILITIES	41,000.00	19,575.00	21,425.00	48%	11,549.00	23.49 %
001-440-572-30462	REPAIR & MAINT.-EQUIPMENT & TO	2,250.00	605.00	1,645.00	27%	157.00	9.77 %
001-440-572-30463	REPAIR & MAINTENANCE-BLDGS. &	9,000.00	3,758.00	5,242.00	42%	7,981.00	35.44 %
001-440-572-30491	OTHER OPERATING EXPENSES	900.00	56.00	844.00	6%	-	0.00 %
001-440-572-60642	VEHICLES	45,000.00	-	45,000.00	0%	-	0.00 %
001-440-572-60644	EQUIPMENT	5,270.00	-	5,270.00	0%	-	0.00 %
	TOTAL PARKS	139,420.00	44,307.00	95,113.00	32%	24,347.00	17.00-%
	PUBLIC WORKS ADM						
001-410-539-10110	EXE SALARIES & WAGES	48,048.00	14,239.00	33,809.00	30%	14,239.00	29.40 %
001-410-539-10120	REGULAR SALARIES & WAGES	16,640.00	7,541.00	9,099.00	45%	7,338.00	30.95 %
001-410-539-10140	OVERTIME	500.00	-	500.00	0%	-	0.00 %
001-410-539-10210	FICA TAXES	4,987.00	1,607.00	3,380.00	32%	1,538.00	29.27 %
001-410-539-10220	RETIREMENT CONTRIBUTIONS	5,766.00	1,663.00	4,103.00	29%	1,663.00	28.75 %
001-410-539-10230	LIFE & HEALTH INSURANCE	8,600.00	1,823.00	6,777.00	21%	3,488.00	44.21 %
001-410-539-30410	TELEPHONE	7,770.00	2,240.00	5,530.00	29%	2,575.00	28.51 %
001-410-539-30430	UTILITIES	62,000.00	25,637.00	36,363.00	41%	20,060.00	25.16 %
001-410-539-30440	REPAIR & MAINT BUILDING	900.00	-	900.00	0%	135.00	15.24 %
001-410-539-30491	OTHER OPERATING EXPENSE	3,600.00	744.00	2,856.00	21%	1,035.00	23.92 %
001-410-539-30493	TRAINING	1,800.00	-	1,800.00	0%	550.00	45.83 %
001-410-539-30511	OFFICE SUPPLIES	360.00	113.00	247.00	31%	48.00	63.97 %
001-410-539-30521	OPERATING MATERIALS & SUPPLIES	2,700.00	364.00	2,336.00	13%	-	0.00 %
001-410-539-30522	OPERATING EXPENSE - UNIFORMS	11,700.00	5,821.00	5,879.00	50%	2,258.00	22.75 %
001-410-539-30524	OPERATING SUPPLIES - TOOLS	450.00	-	450.00	0%	-	0.00 %
001-410-539-31000	OTHER OPERATING EXP - IT SUPPO	9,500.00	3,167.00	6,333.00	33%	3,167.00	33.33 %
	TOTAL PUBLIC WORKS ADM	185,321.00	64,959.00	120,362.00	35%	58,094.00	28.00-%

CITY OF QUINCY, FL
 OPERATING EXPENSES FOR THE FOUR (4) MONTHS ENDED JANUARY 31, 2024 - BUDGET TO ACTUAL

G/L ACCT #	ACCOUNT DESCRIPTION	FY 2024 OPERATING BUDGET	FY 2024 4 MONTHS YTD OPERATING ACTUAL	FY 2024 OPERATING BUDGET BALANCE	FY 2024 4 MONTHS YTD OPERATING 33.3%	FY 2023 4 MONTHS YTD OPERATING ACTUAL	YTD 33.3% 2023
	ROADS & STREETS						
001-430-541-10110	SALARIES & WAGES	6,864.00	2,034.00	4,830.00	30%	2,034.00	28.41 %
001-430-541-10120	REGULAR SALARIES & WAGES	432,595.00	121,964.00	310,631.00	28%	107,415.00	28.80 %
001-430-541-10140	OVERTIME	6,000.00	1,972.00	4,028.00	33%	1,893.00	21.94 %
001-430-541-10210	FICA TAXES	34,077.00	9,093.00	24,984.00	27%	7,874.00	28.35 %
001-430-541-10220	RETIREMENT CONTRIBUTIONS	52,735.00	14,330.00	38,405.00	27%	12,533.00	28.11 %
001-430-541-10230	LIFE & HEALTH INSURANCE	77,200.00	25,291.00	51,909.00	33%	25,309.00	34.33 %
001-430-541-30341	CONTRACTUAL SERVICES	-	-	-	0%	18,961.00	38.95 %
001-430-541-30403	GASOLINE & DIESEL	54,000.00	18,894.00	35,106.00	35%	21,127.00	32.58 %
001-430-541-30462	REPAIR & MAINT - HEAVY EQUIPME	4,500.00	309.00	4,191.00	7%	238.00	5.60 %
001-430-541-30491	OTHER OPERATING EXPENSE	360.00	64.00	296.00	18%	30.00	9.36 %
001-430-541-30521	OPERATING MATERIALS & SUPPLIES	810.00	377.00	433.00	47%	610.00	74.42 %
001-430-541-30524	OPERATING SUPPLIES - SMALL TOO	6,750.00	273.00	6,477.00	4%	2,950.00	55.66 %
001-430-541-30530	ROAD MATERIALS & SUPPLIES	67,500.00	61,815.00	5,685.00	92%	15,468.00	24.12 %
001-430-541-60632	RESURF & SIDEWALKS	-	-	-	0%	101,367.00	48.62 %
001-430-541-60634	STORM WATER FACILITIES	4,500.00	-	4,500.00	0%	-	0.00 %
	TOTAL ROADS & STREETS	747,891.00	256,416.00	491,475.00	34%	317,809.00	33.00-%
	CEMETERIES & GROUNDS						
001-431-542-10120	REGULAR SALARIES & WAGES	120,537.00	37,825.00	82,712.00	31%	34,130.00	29.80 %
001-431-542-10140	OVERTIME	3,400.00	558.00	2,842.00	16%	796.00	24.60 %
001-431-542-10210	FICA TAXES	9,482.00	2,756.00	6,726.00	29%	2,472.00	29.45 %
001-431-542-10220	RETIREMENT CONTRIBUTIONS	14,464.00	4,344.00	10,120.00	30%	3,915.00	29.15 %
001-431-542-10230	LIFE & HEALTH INSURANCE	24,000.00	7,864.00	16,136.00	33%	7,889.00	34.63 %
001-431-542-30521	OPERATING SUPPLIES	450.00	12.00	438.00	3%	22.00	21.56 %
	TOTAL CEMETERIES & GROUNDS	172,333.00	53,359.00	118,974.00	31%	49,224.00	30.00-%
	BUILDINGS & GROUNDS						
001-440-519-10120	REGULAR SALARIES & WAGES	176,407.00	52,554.00	123,853.00	30%	51,702.00	27.98 %
001-440-519-10130	OTHER SALARIES & WAGES - PT	1,300.00	-	1,300.00	0%	-	0.00 %
001-440-519-10140	OVERTIME	4,000.00	537.00	3,463.00	13%	1,077.00	7.39 %
001-440-519-10210	FICA TAXES	13,900.00	3,846.00	10,054.00	28%	3,758.00	16.30 %
001-440-519-10220	RETIREMENT CONTRIBUTIONS	21,169.00	6,059.00	15,110.00	29%	5,959.00	19.12 %
001-440-519-10230	LIFE & HEALTH INSURANCE	34,300.00	9,939.00	24,361.00	29%	11,479.00	28.38 %
001-440-519-30341	CONTRACTUAL SERVICES	13,500.00	1,625.00	11,875.00	12%	1,190.00	5.94 %
001-440-519-30463	REPAIR & MAINT.-BUILDINGS & GR	-	-	-	0%	6,117.00	35.98 %

CITY OF QUINCY, FL
 OPERATING EXPENSES FOR THE FOUR (4) MONTHS ENDED JANUARY 31, 2024 - BUDGET TO ACTUAL

G/L ACCT #	ACCOUNT DESCRIPTION	FY 2024 OPERATING BUDGET	FY 2024 4 MONTHS YTD OPERATING ACTUAL	FY 2024 OPERATING BUDGET BALANCE	FY 2024 4 MONTHS YTD OPERATING 33.3%	FY 2023 4 MONTHS YTD OPERATING ACTUAL	YTD 33.3% 2023
001-440-519-30491	OTHER OPERATING EXPENSE	2,250.00	848.00	1,402.00	38%	429.00	4.61 %
	TOTAL BUILDINGS & GROUNDS	266,826.00	75,408.00	191,418.00	28%	81,711.00	24.00-%
	FLEET MAINTENANCE						
001-450-541-10120	REGULAR SALARIES & WAGES	66,423.00	11,510.00	54,913.00	17%	11,479.00	14.51 %
001-450-541-10140	OVERTIME	1,000.00	225.00	775.00	23%	98.00	9.84 %
001-450-541-10210	FICA TAXES	5,158.00	780.00	4,378.00	15%	771.00	12.57 %
001-450-541-10220	RETIREMENT CONTRIBUTIONS	7,971.00	1,350.00	6,621.00	17%	1,346.00	14.00 %
001-450-541-10230	LIFE & HEALTH INSURANCE	11,000.00	3,542.00	7,458.00	32%	3,408.00	29.98 %
001-450-541-30404	OIL & GREASE	1,350.00	1,094.00	256.00	81%	395.00	13.15 %
001-450-541-30405	TIRES	9,000.00	1,910.00	7,090.00	21%	1,394.00	12.68 %
001-450-541-30406	VEH PARTS ONLY	31,500.00	5,678.00	25,822.00	18%	4,835.00	11.51 %
001-450-541-30407	VEHICLE REPAIRS	18,000.00	2,233.00	15,767.00	12%	594.00	3.11 %
001-450-541-30491	OTHER OPER EXPENSE	6,750.00	1,105.00	5,645.00	16%	1,395.00	19.25 %
001-450-541-30522	OPERATING SUPPLIES - UNIFORMS	2,700.00	788.00	1,912.00	29%	-	0.00 %
001-450-541-60643	HEAVY EQUIPMENT	101,250.00	69,534.00	31,716.00	69%	-	0.00 %
	TOTAL FLEET MAINT	262,102.00	99,749.00	162,353.00	38%	25,715.00	13.00-%
	TOTAL GEN FUND EXPENDITURES	11,259,360.00	3,153,981.17	8,105,378.83	28%	3,810,527.00	33.00-%
	COMMUNITY REDEVELOPMENT AGENCY						
002-250-552-10120	REGULAR SALARIES & WAGES	86,235.00	-	86,235.00	0%	1,019.00	1.18 %
002-250-552-10210	FICA	6,597.00	-	6,597.00	0%	-	0.00 %
002-250-552-10220	RETIREMENT CONTRIBUTIONS	10,348.00	-	10,348.00	0%	-	0.00 %
002-250-552-10230	LIFE & HEALTH INSURANCE	14,389.00	-	14,389.00	0%	-	0.00 %
002-250-552-30341	CONTRACTUAL SERVICES	6,180.00	1,920.00	4,260.00	31%	2,000.00	22.09 %
002-250-552-30343	PROFESSIONAL SERVICES	39,346.00	175.00	39,171.00	0%	350.00	1.04 %
002-250-552-30390	CONTINGENCIES - TANYARD CREEK	6,906.00	-	6,906.00	0%	-	0.00 %
002-250-552-30402	TRAVEL EXPENSES	515.00	-	515.00	0%	-	0.00 %
002-250-552-30403	GAS & DIESEL	258.00	-	258.00	0%	-	0.00 %
002-250-552-30410	TELEPHONE	2,266.00	-	2,266.00	0%	-	0.00 %
002-250-552-30490	BANK CHARGES	1,030.00	(4.00)	1,034.00	0%	104.00	10.35 %
002-250-552-30491	OTHER OPERATING EXPENSES	5,150.00	-	5,150.00	0%	-	0.00 %
002-250-552-30493	TRAINING	1,030.00	-	1,030.00	0%	-	0.00 %
002-250-552-30500	LEGAL ADS & RECORDINGS	1,545.00	-	1,545.00	0%	-	0.00 %
002-250-552-30512	POSTAGE	258.00	-	258.00	0%	-	0.00 %

CITY OF QUINCY, FL
 OPERATING EXPENSES FOR THE FOUR (4) MONTHS ENDED JANUARY 31, 2024 - BUDGET TO ACTUAL

G/L_Acct #	ACCOUNT DESCRIPTION	FY 2024 OPERATING BUDGET	FY 2024 4 MONTHS YTD OPERATING ACTUAL	FY 2024 OPERATING BUDGET BALANCE	FY 2024 4 MONTHS YTD OPERATING ACTUAL 33.3%	FY 2023 4 MONTHS YTD OPERATING ACTUAL	YTD 2023 33.3%
002-250-552-30521	OPERATING SUPPLIES	7,725.00	711.00	7,014.00	9%	503.00	6.70 %
002-250-552-31000	OTHER OPERATING EXPENSE- IT SU	5,000.00	1,667.00	3,333.00	33%	1,667.00	33.33 %
002-250-552-32000	ADMINISTRATIVE SUPPORT SERVICE	20,000.00	6,671.00	13,329.00	33%	6,671.00	33.33 %
002-250-552-60000	SENIOR ENERGY EFF PROGRAM	103,000.00	-	103,000.00	0%	-	0.00 %
002-250-552-60010	BEAUTIFICATION PROJECTS	1,679.00	-	1,679.00	0%	-	0.00 %
002-250-552-60040	CRA CATALYST PROJECTS	712,879.00	198,155.00	514,724.00	28%	109,890.00	14.59 %
002-250-552-60641	OFFICE FURNITURE & EQUIPMENT	1,030.00	-	1,030.00	0%	-	0.00 %
	TOTAL CRA	1,033,366.00	209,295.00	824,071.00	20%	122,204.00	11.00-%
	TOTAL GOVERNMENTAL FUNDS	12,292,726.00	3,363,276.17	8,929,449.83	27%	3,932,731.00	
	ENTERPRISE FUND						
	FINANCIAL SERVICES						
400-271-513-10110	EXECUTIVE SALARIES & WAGES	63,367.00	-	63,367.00	0%	22,974.00	33.25 %
400-271-513-10120	REGULAR SALARIES & WAGES	174,516.00	51,629.00	122,887.00	30%	41,205.00	20.71 %
400-271-513-10210	FICA TAXES	19,168.00	3,608.00	15,560.00	19%	4,538.00	21.36 %
400-271-513-10220	RETIREMENT CONTRIBUTIONS	30,068.00	6,030.00	24,038.00	20%	7,536.00	22.61 %
400-271-513-10230	LIFE & HEALTH INSURANCE	37,400.00	10,641.00	26,759.00	28%	12,137.00	26.97 %
400-271-513-30341	CONTRACTUAL SERVICES	14,935.00	14,935.00	-	100%	826.00	6.47 %
400-271-513-31000	OTHER OPERATING EXPENSE- IT SU	5,000.00	1,667.00	3,333.00	33%	1,667.00	33.33 %
	TOTAL FINANCIAL SERVICES	344,454.00	88,510.00	255,944.00	26%	90,883.00	24.00-%
	CUSTOMER SERVICES						
400-274-513-10110	EXE SALARIES & WAGES	46,987.00	14,095.00	32,892.00	30%	14,637.00	28.96 %
400-274-513-10120	REGULAR SALARIES & WAGES	95,680.00	27,767.00	67,913.00	29%	14,896.00	15.20 %
400-274-513-10140	OVERTIME	500.00	151.00	349.00	30%	-	0.00 %
400-274-513-10210	FICA TAXES	10,952.00	2,992.00	7,960.00	27%	2,104.00	17.57 %
400-274-513-10220	RETIREMENT CONTRIBUTION	17,120.00	4,842.00	12,278.00	28%	3,170.00	16.87 %
400-274-513-10230	LIFE & HEALTH INSURANCE	18,600.00	7,859.00	10,741.00	42%	4,654.00	18.35 %
400-274-513-30280	Credit Card Processing Charges	9,000.00	-1,952	10,952.00	-22%	52,491.00	39.01 %
400-274-513-30341	CONTRACTUAL SERVICES	1,800.00	-	1,800.00	0%	4,529.00	94.36 %
400-274-513-30410	TELEPHONE	7,000.00	3,444.00	3,556.00	49%	3,184.00	32.57 %
400-274-513-30461	REPAIR & MAINTAIN OFFICE EQUIP	2,250.00	1,140.00	1,110.00	51%	451.00	12.07 %
400-274-513-30490	BANK CHARGES	900.00	-	900.00	0%	-	0.00 %
400-274-513-30491	OTHER OPERATING EXPENSES	5,400.00	-	5,400.00	0%	5,997.00	95.94 %
400-274-513-30493	TRAINING	360.00	-	360.00	0%	-	0.00 %

CITY OF QUINCY, FL
 OPERATING EXPENSES FOR THE FOUR (4) MONTHS ENDED JANUARY 31, 2024 - BUDGET TO ACTUAL

GL_ACCT #	ACCOUNT DESCRIPTION	FY 2024 OPERATING BUDGET	FY 2024 4 MONTHS YTD OPERATING ACTUAL	FY 2024 OPERATING BUDGET BALANCE	FY 2024 4 MONTHS YTD OPERATING ACTUAL	FY 2024 4 MONTHS YTD OPERATING ACTUAL	FY 2023 4 MONTHS YTD OPERATING ACTUAL	YTD 33.3% 2023
400-274-513-30495	Over or Under	900.00	803.00	97.00	89%	(882.00)		125.97-%
400-274-513-30511	OFFICE SUPPLIES-GENERAL	900.00	92.00	808.00	10%	-		0.00 %
400-274-513-31000	OTHER OPERATING EXPENSE IT SUP	5,000.00	1,667.00	3,333.00	33%	1,667.00		33.33 %
	TOTAL CUSTOMER SERVICES	223,349.00	64,852.00	160,449.00	29%	106,898.00		29.00-%
	SEWER ADMINISTRATION							
402-520-535-10110	EXE SALARIES & WAGES	14,797.00	4,377.00	10,420.00	30%	4,377.00		29.36 %
402-520-535-10120	REGULAR SALARIES & WAGES	47,595.00	14,094.00	33,501.00	30%	13,360.00		28.47 %
402-520-535-10140	OVERTIME	2,000.00	464.00	1,536.00	23%	465.00		22.71 %
402-520-535-10210	FICA TAXES	4,926.00	1,339.00	3,587.00	27%	1,287.00		28.30 %
402-520-535-10220	RETIREMENT CONTRIBUTIONS	7,487.00	2,168.00	5,319.00	29%	2,080.00		28.22 %
402-520-535-10230	LIFE & HEALTH INSURANCE	16,600.00	5,171.00	11,429.00	31%	4,978.00		34.96 %
402-520-535-30320	ACCOUNTING & AUDITING SERVICES	12,154.00	1,650.00	10,504.00	14%	-		0.00 %
402-520-535-30341	CONTRACTUAL SERVICES	6,660.00	1,723.00	4,937.00	26%	194.00		0.58 %
402-520-535-30343	PROFESSIONAL SERVICES	18,000.00	-	18,000.00	0%	7,357.00		71.15 %
402-520-535-30390	CONTINGENCY	43,577.00	7,759.00	35,818.00	18%	-		0.00 %
402-520-535-30402	TRAVEL EXPENSE	180.00	-	180.00	0%	-		0.00 %
402-520-535-30403	GAS & DIESEL	180.00	-	180.00	0%	-		0.00 %
402-520-535-30404	OIL & GREASE	360.00	-	360.00	0%	-		0.00 %
402-520-535-30405	TIRES	180.00	-	180.00	0%	-		0.00 %
402-520-535-30410	TELEPHONE	8,000.00	2,233.00	5,767.00	28%	3,209.00		35.70 %
402-520-535-30440	RENTALS & LEASES	311.00	-	311.00	0%	-		0.00 %
402-520-535-30451	INSURANCE - PROPERTY LIABILITY	72,750.00	36,370.00	36,380.00	50%	27,217.00		47.15 %
402-520-535-30465	COPIER REPAIRS	1,800.00	-	1,800.00	0%	-		0.00 %
402-520-535-30490	BANK CHARGES	900.00	-	900.00	0%	9.00		50.00 %
402-520-535-30491	OTHER OPERATING EXPENSE	1,800.00	171.00	1,629.00	10%	823.00		20.45 %
402-520-535-30511	OFFICE SUPPLIES	270.00	-	270.00	0%	-		0.00 %
402-520-535-30521	OPERATING SUPPLIES	120.00	-	120.00	0%	-		0.00 %
402-520-535-30522	OPERATING SUPPLIES - UNIFORMS	224.00	82.00	142.00	37%	68.00		25.01 %
402-520-535-31000	OTHER OPERATING EXP - IT SUPPO	9,500.00	3,167.00	6,333.00	33%	3,167.00		33.33 %
402-520-535-70031	2020A BOND DEBT SERVICE PRINCI	103,284.00	51,376.00	51,908.00	50%	50,329.00		49.74 %
402-520-535-70032	2020A BOND DEBT SERVICE INTERE	15,243.00	7,359.00	7,884.00	48%	8,406.00		51.59 %
402-520-535-70113	2021 BOND DEBT SERVICE PRINCI	30,622.00	15,248.00	15,374.00	50%	15,000.00		49.79 %
402-520-535-70114	2021 BOND DEBT SERVICE INTERE	8,219.00	4,172.00	4,047.00	51%	4,421.00		50.71 %
402-520-535-70731	HONEYWELL LOAN PRINCIPAL	-	-	-	0%	22,843.00		49.42 %
402-520-535-70732	HONEYWELL LOAN INTEREST	-	-	-	0%	1,072.00		66.40 %

CITY OF QUINCY, FL
 OPERATING EXPENSES FOR THE FOUR (4) MONTHS ENDED JANUARY 31, 2024 - BUDGET TO ACTUAL

G/L ACCT #	ACCOUNT DESCRIPTION	FY 2024 OPERATING BUDGET	FY 2024 4 MONTHS YTD OPERATING ACTUAL	FY 2024 OPERATING BUDGET BALANCE	FY 2024 4 MONTHS YTD OPERATING ACTUAL	FY 2024 4 MONTHS YTD OPERATING ACTUAL	FY 2024 4 MONTHS YTD OPERATING ACTUAL	YTD 33.3% 2023
402-520-535-70733	DEBT SERVICE SRL 641090 PRINCI	13,258.00	6,594.00	6,664.00	50%	6,455.00	49.73 %	
402-520-535-70734	DEBT SERVICE SRL 641090 INTERE	4,698.00	2,384.00	2,314.00	51%	2,523.00	50.69 %	
402-520-535-70735	DEBT SERVICE SRL 200100 PRINCI	24,041.00	-	24,041.00	0%	-	0.00 %	
402-520-535-70736	DEBT SERVICE SRL 200100 INTERE	3,164.00	-	3,164.00	0%	-	0.00 %	
402-520-535-70741	DEBT SERVICE SOLAR ARRAY PRINC	26,376.00	17,884.00	8,492.00	68%	-	0.00 %	
402-520-535-70742	DEBT SERVICE SOLAR ARRAY INT	2,638.00	1,789.00	849.00	68%	-	0.00 %	
402-520-535-90990	TRANSFER OF PROFIT	234,053.00	78,018.00	156,035.00	33%	37,172.00	33.33 %	
402-520-535-90992	TRANSFER TO LANDFILL	45,000.00	15,000.00	30,000.00	33%	-	0.00 %	
402-520-535-91000	BUSINESS ACTIVITY SHARED EXP	45,424.00	15,141.00	30,283.00	33%	20,509.00	33.33 %	
	TOTAL SEWER ADM	826,391.00	295,733.00	530,658.00	36%	237,321.00	36.00-%	
	SEWER TREATMENT							
402-531-535-30341	CONTRACTUAL SERVICES	901,000.00	305,647.00	595,353.00	34%	290,308.00	31.38 %	
402-531-535-30430	UTILITIES	153,931.00	41,978.00	111,953.00	27%	50,675.00	26.49 %	
402-531-535-30466	REPAIR & MAINTENANCE - PLANT	1,800.00	-	1,800.00	0%	425.00	99.96 %	
402-531-535-30491	OTHER OPERATING EXPENSE	1,800.00	-	1,800.00	0%	5,500.00	100.00 %	
	TOTAL SEWER TREATMENT	1,058,531.00	347,625.00	710,906.00	33%	346,908.00	31.00-%	
	SEWER DISTRIBUTION							
402-540-535-10120	REGULAR SALARIES & WAGES	118,464.00	31,707.00	86,757.00	27%	24,761.00	27.79 %	
402-540-535-10140	OVERTIME	7,844.00	4,236.00	3,608.00	54%	3,303.00	25.84 %	
402-540-535-10210	FICA TAXES	9,663.00	2,541.00	7,122.00	26%	1,972.00	27.19 %	
402-540-535-10220	RETIREMENT CONTRIBUTIONS	14,216.00	3,540.00	10,676.00	25%	2,539.00	24.29 %	
402-540-535-10230	LIFE & HEALTH INSURANCE	27,400.00	8,957.00	18,443.00	33%	8,136.00	33.68 %	
402-540-535-30312	ENGINEERING STUDY	1,818.00	-	1,818.00	0%	-	0.00 %	
402-540-535-30341	CONTRACTUAL SERVICES	2,610.00	-	2,610.00	0%	-	0.00 %	
402-540-535-30401	AUTO EXPENSE	450.00	-	450.00	0%	-	0.00 %	
402-540-535-30403	GASOLINE & DIESEL	2,430.00	1,998.00	432.00	82%	1,346.00	35.57 %	
402-540-535-30404	OIL & GREASE	1,077.00	-	1,077.00	0%	-	0.00 %	
402-540-535-30405	TIRES	1,244.00	-	1,244.00	0%	24.00	10.23 %	
402-540-535-30406	AUTO PARTS	988.00	536.00	432.00	55%	80.00	7.97 %	
402-540-535-30407	VEHICLE REPAIRS-PARTS AND LABO	5,490.00	-	5,490.00	0%	-	0.00 %	
402-540-535-30462	REPAIR & MAINT.-EQUIPMENT & TO	1,476.00	288.00	1,188.00	20%	1,053.00	72.13 %	
402-540-535-30467	MAINTENANCE OF MAINS & LINES	92,408.00	-	92,408.00	0%	4,308.00	11.83 %	
402-540-535-30491	OTHER OPERATING EXPENSE	270.00	-	270.00	0%	-	0.00 %	
402-540-535-30521	OPERATING SUPPLIES	219.00	-	219.00	0%	-	0.00 %	

CITY OF QUINCY, FL
 OPERATING EXPENSES FOR THE FOUR (4) MONTHS ENDED JANUARY 31, 2024 - BUDGET TO ACTUAL

GL_ACCT #	ACCOUNT DESCRIPTION	FY 2024 OPERATING BUDGET	FY 2024 4 MONTHS YTD OPERATING ACTUAL	FY 2024 OPERATING BUDGET BALANCE	FY 2024 4 MONTHS YTD OPERATING ACTUAL 33.3%	FY 2023 4 MONTHS YTD OPERATING ACTUAL	YTD 33.3% 2023
402-540-535-30522	OPERATING SUPPLIES - UNIFORMS	1,985.00	739.00	1,246.00	37%	608.00	30.18 %
402-540-535-60644	EQUIPMENT	9,000.00	4,993.79	4,006.21	55%	-	0.00 %
	TOTAL SEWER DISTRIBUTION	299,032.00	59,535.79	239,496.21	20%	48,130.00	8.00-%
	TOTAL SEWER FUND	2,183,954.00	702,893.79	1,481,060.21	32%	632,359.00	23.00-%
	ELECTRIC ADMINISTRATION						
403-520-531-10110	EXE SALARIES & WAGES	29,594.00	8,753.00	20,841.00	30%	7,956.00	27.42 %
403-520-531-10120	REGULAR SALARIES & WAGES	97,791.00	12,893.00	84,898.00	13%	12,893.00	26.09 %
403-520-531-10140	OVERTIME	1,030.00	-	1,030.00	0%	-	0.00 %
403-520-531-10210	FICA TAXES	9,824.00	1,603.00	8,221.00	16%	1,693.00	27.95 %
403-520-531-10220	RETIREMENT CONTRIBUTIONS	15,286.00	2,540.00	12,746.00	17%	2,311.00	25.11 %
403-520-531-10230	LIFE & HEALTH INSURANCE	14,300.00	3,306.00	10,994.00	23%	3,175.00	38.04 %
403-520-531-30320	ACCOUNTING & AUDITING SERVICES	26,518.00	3,600.00	22,918.00	14%	-	0.00 %
403-520-531-30341	CONTRACTUAL SERVICES	58,500.00	12,882.00	45,618.00	22%	12,397.00	20.62 %
403-520-531-30343	PROFESSIONAL SERVICES	18,000.00	2,225.00	15,775.00	12%	13,137.00	42.37 %
403-520-531-30370	PURCHASED ELECTRIC	7,690,752.00	2,048,738.00	5,642,014.00	27%	2,790,994.00	28.80 %
403-520-531-30390	CONTINGENCY	151,562.00	-	151,562.00	0%	-	0.00 %
403-520-531-30402	TRAVEL EXPENSE	1,800.00	-	1,800.00	0%	-	0.00 %
403-520-531-30403	GASOLINE & DIESEL	18,000.00	5,630.00	12,370.00	31%	4,642.00	18.56 %
403-520-531-30404	OIL & GREASE	225.00	99.00	126.00	44%	4.00	1.50 %
403-520-531-30405	TIRES	360.00	165.00	195.00	46%	142.00	35.54 %
403-520-531-30406	VEHICLE PARTS ONLY	450.00	434.00	16.00	96%	-	0.00 %
403-520-531-30407	VEHICLE REPAIRS	180.00	136.00	44.00	76%	-	0.00 %
403-520-531-30410	TELEPHONE	7,000.00	3,360.00	3,640.00	48%	1,856.00	25.34 %
403-520-531-30440	RENTALS/LEASES	6,930.00	585.00	6,345.00	8%	-	0.00 %
403-520-531-30451	INSURANCE - PROPERTY LIABILITY	280,607.00	140,283.00	140,324.00	50%	104,981.00	47.15 %
403-520-531-30462	REPAIR & MAINT-EQUIPMENT & TO	900.00	-	900.00	0%	327.00	10.88 %
403-520-531-30465	COPIER PAYMENT	1,800.00	-	1,800.00	0%	-	0.00 %
403-520-531-30491	OTHER OPERATING EXPENSE	7,200.00	1,885.00	5,315.00	26%	5,230.00	45.81 %
403-520-531-30493	TRAINING	12,623.00	-	12,623.00	0%	1,653.00	11.78 %
403-520-531-30500	LEGAL ADS & RECORDING	1,350.00	42.00	1,308.00	3%	315.00	14.92 %
403-520-531-30511	OFFICE SUPPLIES	517.00	123.00	394.00	24%	220.00	38.25 %
403-520-531-30512	POSTAGE	24,300.00	8.00	24,292.00	0%	492.00	1.87 %
403-520-531-30521	OPERATING SUPPLIES	390.00	-	390.00	0%	95.00	7.68 %
403-520-531-30522	OPERATING SUPPLIES - UNIFORMS	1,350.00	246.00	1,104.00	18%	501.00	28.36 %

CITY OF QUINCY, FL
 OPERATING EXPENSES FOR THE FOUR (4) MONTHS ENDED JANUARY 31, 2024 - BUDGET TO ACTUAL

G/L_ACCT #	ACCOUNT DESCRIPTION	FY 2024 OPERATING BUDGET	FY 2024 4 MONTHS YTD OPERATING ACTUAL	FY 2024 OPERATING BUDGET BALANCE	FY 2024 4 MONTHS YTD OPERATING 33.3%	FY 2023 4 MONTHS YTD OPERATING ACTUAL	YTD 33.3% 2023
403-520-531-30540	DUES, PUBLICATION, & MEMBERSHI	41,400.00	35,148.00	6,252.00	85%	23,455.00	50.98 %
403-520-531-30580	STATE ASSESSMENT TAXES	2,160.00	1,044.00	1,116.00	48%	1,546.00	57.01 %
403-520-531-30591	UNCLAIMED PROPERTY UTILITY REF	4,500.00	-	4,500.00	0%	-	0.00 %
403-520-531-30646	ECONOMIC DEVELOPMENT INITIATIV	-	-	-	0%	680.00	1.44 %
403-520-531-31000	OTHER OPERATING EXP - IT SUPPO	138,856.00	46,285.00	92,571.00	33%	11,329.00	33.33 %
403-520-531-70031	2020A BOND DEBT SERVICE PRINCI	206,568.00	102,752.00	103,816.00	50%	100,658.00	49.74 %
403-520-531-70032	2020A BOND DEBT SERVICE INTERE	30,487.00	14,717.00	15,770.00	48%	16,812.00	51.59 %
403-520-531-70113	2021 BOND DEBT SERVICE PRINCI	143,687.00	71,549.00	72,138.00	50%	70,382.00	49.79 %
403-520-531-70114	2021 BOND DEBT SERVICE INTERES	38,567.00	19,579.00	18,988.00	51%	20,745.00	50.70 %
403-520-531-90990	TRANSFER OF PROFIT	3,949,918.00	1,316,639.00	2,633,279.00	33%	1,536,752.00	33.04 %
403-520-531-91000	BUSINESS ACTIVITY SHARED EXP	374,750.00	124,917.00	249,833.00	33%	154,570.00	33.33 %
	TOTAL ELECTRIC ADM	13,410,032.00	3,982,166.00	9,427,866.00	30%	4,901,943.00	30.00-%
	ELECTRIC DISTRIBUTION						
403-591-531-10120	REGULAR SALARIES & WAGES	456,063.00	126,951.00	329,112.00	28%	114,134.00	27.44 %
403-591-531-10140	OVERTIME	12,000.00	3,218.00	8,782.00	27%	4,234.00	36.22 %
403-591-531-10210	FICA TAXES	35,807.00	9,137.00	26,670.00	26%	8,434.00	27.72 %
403-591-531-10220	RETIREMENT CONTRIBUTIONS	56,168.00	14,460.00	41,708.00	26%	12,719.00	26.49 %
403-591-531-10230	LIFE & HEALTH INSURANCE	100,900.00	32,714.00	68,186.00	32%	30,177.00	35.30 %
403-591-531-30341	CONTRACTUAL SERVICES	45,000.00	1,500.00	43,500.00	3%	-	0.00 %
403-591-531-30403	GASOLINE & DIESEL	11,867.00	10,588.00	1,279.00	89%	12,725.00	39.28 %
403-591-531-30404	OIL & GREASE	1,145.00	-	1,145.00	0%	1,569.00	69.05 %
403-591-531-30405	TIRES	2,250.00	66.00	2,184.00	3%	279.00	7.28 %
403-591-531-30406	PARTS	2,700.00	1,824.00	876.00	68%	(1,483.00)	44.41-%
403-591-531-30407	VEHICLE REPAIRS-LABOR & PARTS	18,000.00	4,919.00	13,081.00	27%	12,702.00	37.13 %
403-591-531-30430	UTILITIES	61,000.00	18,437.00	42,563.00	30%	18,060.00	28.45 %
403-591-531-30440	RENTALS / LEASES	1,800.00	-	1,800.00	0%	-	0.00 %
403-591-531-30461	REPAIR & MAINT - OFFICE EQUIPM	225.00	-	225.00	0%	-	0.00 %
403-591-531-30462	REPAIR & MAINT - EQUIPMENT & T	5,400.00	1,980.00	3,420.00	37%	5,770.00	76.01 %
403-591-531-30467	REPAIR & MAINT-MAINS & LINES	13,500.00	-	13,500.00	0%	-	0.00 %
403-591-531-30468	REPAIR & MAINTENANCE - SERVICE	3,703.00	911.00	2,792.00	25%	1,625.00	39.50 %
403-591-531-30469	CONTRACTUAL TREE TRIMMING & LI	16,561.00	16,154.00	407.00	98%	-	0.00 %
403-591-531-30491	OTHER OPERATING EXPENSES	28,800.00	1,380.00	27,420.00	5%	634.00	2.63 %
403-591-531-30521	OPERATING SUPPLIES	268.00	-1,178	1,446.00	-440%	(98.00)	36.53-%
403-591-531-30522	OPERATING SUPPLIES - UNIFORMS	15,785.00	5,801.00	9,984.00	37%	4,938.00	29.26 %
403-591-531-60635	STREET LIGHTS	27,000.00	-	27,000.00	0%	-	0.00 %

CITY OF QUINCY, FL
 OPERATING EXPENSES FOR THE FOUR (4) MONTHS ENDED JANUARY 31, 2024 - BUDGET TO ACTUAL

G/L ACCT #	ACCOUNT DESCRIPTION	FY 2024 OPERATING BUDGET	FY 2024 4 MONTHS YTD OPERATING ACTUAL	FY 2024 OPERATING BUDGET BALANCE	FY 2024 4 MONTHS YTD OPERATING 33.3%	FY 2023 4 MONTHS YTD OPERATING ACTUAL	YTD 33.3% 2023
403-591-531-60636	SIGNALIZATION	40,500.00	796.00	39,704.00	2%	1,653.00	4.87 %
403-591-531-70731	HONEYWELL LOAN PRINCIPAL	-	-	-	0%	40,610.00	49.42 %
403-591-531-70732	HONEYWELL LOAN INTEREST	-	-	-	0%	1,907.00	66.40 %
403-591-531-70733	BUCKET TRUCKS LOAN PRINCIPAL	101,996.00	-	101,996.00	0%	-	0.00 %
403-591-531-70734	BUCKET TRUCK LOAN INTEREST	1,986.00	-	1,986.00	0%	-	0.00 %
	TOTAL ELECTRIC DISTRIBUTION	1,060,424.00	250,836.00	810,766.00	24%	270,589.00	22.00-%
	ELECTRIC WAREHOUSE						
403-502-531-10120	REGULAR SALARIES & WAGES	34,078.00	10,167.00	23,911.00	30%	10,155.00	29.51 %
403-502-531-10140	OVERTIME	1,500.00	608.00	892.00	41%	267.00	23.32 %
403-502-531-10210	FICA TAXES	2,722.00	731.00	1,991.00	27%	700.00	28.92 %
403-502-531-10220	RETIREMENT CONTRIBUTIONS	4,089.00	1,181.00	2,908.00	29%	1,180.00	28.84 %
403-502-531-10230	LIFE & HEALTH INSURANCE	8,600.00	2,513.00	6,087.00	29%	2,420.00	37.10 %
403-502-531-30430	UTILITIES	2,903.00	881.00	2,022.00	30%	986.00	29.02 %
403-502-531-30461	R/M-OFFICE EQUIPMENT	134.00	-	134.00	0%	-	0.00 %
403-502-531-30462	REPAIR & MAINT - EQUIP AND TOO	900.00	-	900.00	0%	552.00	15.77 %
403-502-531-30463	REPAIR & MAINT - BLDG AND GROU	900.00	-	900.00	0%	183.00	23.28 %
403-502-531-30490	BANK CHARGES	900.00	-	900.00	0%	-	0.00 %
403-502-531-30491	OTHER OPERATING EXPENSE	270.00	-	270.00	0%	72.00	23.92 %
403-502-531-30521	OPERATING SUPPLIES	1,270.00	229.00	1,041.00	18%	474.00	31.84 %
403-502-531-30522	OPERATING SUPPLIES - UNIFORMS	650.00	246.00	404.00	38%	188.00	25.25 %
	TOTAL ELECTRIC WAREHOUSE	58,916.00	16,556.00	42,360.00	28%	17,177.00	29.00-%
	LINE CLEARING- ELECTRIC						
403-539-531-10120	REGULAR SALARIES & WAGES - LIN	157,798.00	49,502.00	108,296.00	31%	48,632.00	29.28 %
403-539-531-10140	OVERTIME - LINE CLEARING CREW	30,900.00	4,605.00	26,295.00	15%	5,448.00	19.67 %
403-539-531-10210	FICA TAXES - LINE CLEARING CRE	14,435.00	3,852.00	10,583.00	27%	3,864.00	27.70 %
403-539-531-10220	RETIREMENT CONTRIBUTIONS - LIN	22,644.00	5,472.00	17,172.00	24%	5,389.00	28.71 %
403-539-531-10230	LIFE & HEALTH INS - LINE CLEAR	42,900.00	12,738.00	30,162.00	30%	12,278.00	37.25 %
403-539-531-30341	CONTRACTUAL SERVICES	49,208.00	-	49,208.00	0%	-	0.00 %
403-539-531-30343	CONTRACTUAL SERVICES	49,500.00	7,268.00	42,232.00	15%	10,714.00	25.19 %
403-539-531-30469	CONTRACTUAL SRVC TREE TRIMMING	60,000.00	57,887.00	2,113.00	95%	-	0.00 %
	TOTAL LINE CLEARING	427,385.00	141,324.00	286,061.00	33%	86,325.00	17.00-%
	TOTAL ELECTRIC FUND	14,956,757.00	4,390,882.00	10,567,053.00	29%	5,276,034.00	29.00-%

CITY OF QUINCY, FL
 OPERATING EXPENSES FOR THE FOUR (4) MONTHS ENDED JANUARY 31, 2024 - BUDGET TO ACTUAL

GL_ACCT #	ACCOUNT DESCRIPTION	FY 2024 OPERATING BUDGET	FY 2024 4 MONTHS YTD OPERATING ACTUAL	FY 2024 OPERATING BUDGET BALANCE	FY 2024 4 MONTHS YTD OPERATING 33.3%	FY 2023 4 MONTHS YTD OPERATING ACTUAL	YTD 33.3% 2023
	WATER ADMINISTRATION						
404-520-533-10110	EXE SALARIES & WAGES	14,797.00	4,377.00	10,420.00	30%	4,377.00	29.36 %
404-520-533-10120	REGULAR SALARIES & WAGES	47,595.00	14,092.00	33,503.00	30%	21,922.00	33.71 %
404-520-533-10140	OVERTIME	3,659.00	463.00	3,196.00	13%	1,899.00	37.31 %
404-520-533-10210	FICA TAXES	5,053.00	1,339.00	3,714.00	26%	1,987.00	32.84 %
404-520-533-10220	RETIREMENT CONTRIBUTIONS	7,487.00	2,168.00	5,319.00	29%	3,002.00	32.06 %
404-520-533-10230	LIFE & HEALTH INSURANCE	21,400.00	5,169.00	16,231.00	24%	7,308.00	38.62 %
404-520-533-30320	ACCOUNTING & AUDITING SERVICES	12,154.00	1,650.00	10,504.00	14%	-	0.00 %
404-520-533-30341	CONTRACTUAL SERVICES	6,559.00	1,723.00	4,836.00	26%	1,185.00	11.01 %
404-520-533-30343	PROFESSIONAL SERVICES	433.00	-	433.00	0%	90.00	100.00 %
404-520-533-30390	CONTINGENCY	51,927.00	-	51,927.00	0%	-	0.00 %
404-520-533-30402	TRAVEL EXPENSE	180.00	-	180.00	0%	-	0.00 %
404-520-533-30404	OIL & GREASE	90.00	-	90.00	0%	-	0.00 %
404-520-533-30405	TIRES	360.00	-	360.00	0%	-	0.00 %
404-520-533-30410	TELEPHONE	2,000.00	551.00	1,449.00	28%	640.00	33.01 %
404-520-533-30440	RENTALS & LEASES	498.00	-	498.00	0%	-	0.00 %
404-520-533-30451	INSURANCE - PROPERTY LIABILITY	83,143.00	41,565.00	41,578.00	50%	31,105.00	47.15 %
404-520-533-30465	COPIER REPAIRS	1,800.00	-	1,800.00	0%	-	0.00 %
404-520-533-30490	BANK CHARGES	900.00	-	900.00	0%	-	0.00 %
404-520-533-30491	OTHER OPERATING EXPENSE	1,800.00	171.00	1,629.00	10%	823.00	46.51 %
404-520-533-30493	TRAINING	900.00	-	900.00	0%	-	0.00 %
404-520-533-30501	PERMITS & FEES	78.00	-	78.00	0%	-	0.00 %
404-520-533-30511	OFFICE SUPPLIES	187.00	-	187.00	0%	-	0.00 %
404-520-533-30521	OPERATING SUPPLIES	270.00	-	270.00	0%	-	0.00 %
404-520-533-30522	OPERATING SUPPLIES - UNIFORMS	225.00	82.00	143.00	36%	68.00	25.01 %
404-520-533-31000	OTHER OPERATING EXP - IT SUPPO	9,500.00	3,167.00	6,333.00	33%	3,167.00	33.33 %
404-520-533-70031	2020A BOND SERVICE PRINCIPAL	103,284.00	51,376.00	51,908.00	50%	50,329.00	49.74 %
404-520-533-70032	2020A BOND DEBT SERVICE INTERE	15,244.00	7,359.00	7,885.00	48%	8,406.00	51.59 %
404-520-533-70113	2021 BOND DEBT SERVICE PRINCIP	30,622.00	15,248.00	15,374.00	50%	15,000.00	49.79 %
404-520-533-70114	2021 BOND DEBT SERVICE INTERES	8,219.00	4,172.00	4,047.00	51%	4,421.00	50.71 %
404-520-533-70710	SRL DRNK WTR 200601 PRIN	-	-	-	0%	12,433.00	9.62 %
404-520-533-70720	DRK WTR SRL 200601 INT	-	-	-	0%	385.00	10.28 %
404-520-533-70722	2020C FDEP BBT PRINCIPAL	150,239.00	74,725.00	75,514.00	50%	73,173.00	49.73 %
404-520-533-70723	2020C FDEP BBT INTEREST	32,191.00	16,490.00	15,701.00	51%	18,042.00	51.09 %
404-520-533-70731	HONEYWELL LOAN PRINCIPAL	-	-	-	0%	12,690.00	49.42 %
404-520-533-70732	HONEYWELL LOAN INTEREST	-	-	-	0%	596.00	66.41 %

CITY OF QUINCY, FL
 OPERATING EXPENSES FOR THE FOUR (4) MONTHS ENDED JANUARY 31, 2024 - BUDGET TO ACTUAL.

GL_ACCT #	ACCOUNT DESCRIPTION	FY 2024 OPERATING BUDGET	FY 2024 4 MONTHS YTD OPERATING ACTUAL	FY 2024 OPERATING BUDGET BALANCE	FY 2024 4 MONTHS YTD OPERATING ACTUAL 33.3%	FY 2023 4 MONTHS YTD OPERATING ACTUAL	YTD 33.3% 2023
404-520-533-90990	TRANSFER OF PROFIT	622,466.00	207,488.00	414,978.00	33%	137,895.00	33.33 %
404-520-533-91000	BUSINESS ACTIVITY SHARED EXP	45,424.00	15,141.00	30,283.00	33%	32,852.00	33.33 %
	TOTAL WATER ADM	1,280,684.00	468,516.00	812,168.00	37%	443,795.00	36.00-%
	WATER TREATMENT						
404-530-533-30341	CONTRACTUAL SERVICES	382,000.00	126,977.00	255,023.00	33%	122,043.00	31.07 %
404-530-533-30430	UTILITIES	105,000.00	29,103.00	75,897.00	28%	38,562.00	29.00 %
404-530-533-30466	REPAIR & MAINTENANCE - PLANT	1,800.00	33.00	1,767.00	2%	-	0.00 %
404-530-533-30469	REPAIR & MAINT RESERVOIRS EQUIPMENT	2,340.00	-	2,340.00	0%	-	0.00 %
404-530-533-60644		-	-	-	0%	27,000.00	90.00 %
	TOTAL WATER TREATMENT	491,140.00	156,113.00	335,027.00	32%	187,605.00	34.00-%
	WATER DISTRIBUTION						
404-539-533-10120	REGULAR SALARIES & WAGES	118,464.00	31,706.00	86,758.00	27%	24,761.00	27.79 %
404-539-533-10140	OVERTIME	8,137.00	4,233.00	3,904.00	52%	3,303.00	25.84 %
404-539-533-10210	FICA TAXES	9,685.00	2,541.00	7,144.00	26%	1,971.00	27.19 %
404-539-533-10220	RETIREMENT CONTRIBUTIONS	14,216.00	3,539.00	10,677.00	25%	2,539.00	24.29 %
404-539-533-10230	LIFE & HEALTH INSURANCE	27,200.00	8,956.00	18,244.00	33%	8,196.00	33.36 %
404-539-533-30403	GASOLINE & DIESEL	1,800.00	1,148.00	652.00	64%	2,307.00	33.36 %
404-539-533-30404	OIL & GREASE	360.00	-	360.00	0%	-	0.00 %
404-539-533-30405	TIRES	1,080.00	24.00	1,056.00	2%	26.00	7.72 %
404-539-533-30406	AUTO PARTS	990.00	-	990.00	0%	281.00	42.13 %
404-539-533-30407	VEHICLE REPAIRS-PARTS AND LABO	1,086.00	-	1,086.00	0%	-	0.00 %
404-539-533-30462	REPAIR & MAINT- EQUIPMENT & TO	734.00	318.00	416.00	43%	416.00	44.19 %
404-539-533-30467	REPAIR & MAINT.-MAINS & LINES	58,208.00	5,742.00	52,466.00	10%	3,945.00	3.61 %
404-539-533-30468	REPAIR & MAINT.- SERVICES	10,980.00	-	10,980.00	0%	-	0.00 %
404-539-533-30491	OTHER OPERATING EXPENSE	274.00	-	274.00	0%	-	0.00 %
404-539-533-30521	OPERATING SUPPLIES	450.00	-	450.00	0%	-	0.00 %
404-539-533-30522	OPERATING SUPPLIES - UNIFORMS	1,600.00	739.00	1,061.00	41%	608.00	30.18 %
	TOTAL WATER DISTRIBUTION	255,454.00	58,946.00	196,518.00	23%	48,293.00	16.00-%
	TOTAL WATER FUND	2,027,288.00	683,575.00	1,343,713.00	34%	679,693.00	32.00-%
	GAS ADMINISTRATION						
405-520-532-10110	EXE SALARIES & WAGES	14,797.00	4,377.00	10,420.00	30%	4,377.00	24.38 %
405-520-532-10120	REGULAR SALARIES & WAGES	21,897.00	6,446.00	15,451.00	29%	7,469.00	28.67 %

CITY OF QUINCY, FL
 OPERATING EXPENSES FOR THE FOUR (4) MONTHS ENDED JANUARY 31, 2024 - BUDGET TO ACTUAL

G/L_Acct #	ACCOUNT DESCRIPTION	FY 2024 OPERATING BUDGET	FY 2024 4 MONTHS YTD OPERATING ACTUAL	FY 2024 OPERATING BUDGET BALANCE	FY 2024 4 MONTHS YTD OPERATING 33.3%	FY 2023 4 MONTHS YTD OPERATING ACTUAL	YTD 33.3% 2023
405-520-532-10140	OVERTIME	1,500.00	-	1,500.00	0%	-	0.00 %
405-520-532-10210	FICA TAXES	2,922.00	802.00	2,120.00	27%	874.00	24.82 %
405-520-532-10220	RETIREMENT CONTRIBUTIONS	4,403.00	1,270.00	3,133.00	29%	1,383.00	25.05 %
405-520-532-10230	LIFE & HEALTH INSURANCE	8,000.00	1,653.00	6,347.00	21%	1,887.00	25.32 %
405-520-532-30320	ACCOUNTING & AUDITING SERVICES	12,117.00	1,650.00	10,467.00	14%	-	0.00 %
405-520-532-30341	CONTRACTUAL SERVICES	8,168.00	3,333.00	4,835.00	41%	194.00	2.14 %
405-520-532-30343	PROFESSIONAL SERVICES	7,380.00	-	7,380.00	0%	536.00	6.53 %
405-520-532-30380	PURCHASED GAS	925,000.00	322,753.00	602,247.00	35%	455,004.00	35.00 %
405-520-532-30390	CONTINGENCY	5,954.00	-	5,954.00	0%	-	0.00 %
405-520-532-30402	TRAVEL EXPENSE	180.00	-	180.00	0%	-	0.00 %
405-520-532-30403	GAS & DIESEL	450.00	-	450.00	0%	-	0.00 %
405-520-532-30404	OIL & GREASE	90.00	-	90.00	0%	-	0.00 %
405-520-532-30405	TIRES	90.00	21.00	69.00	23%	-	0.00 %
405-520-532-30410	TELEPHONE EXPENSE	2,700.00	551.00	2,149.00	20%	640.00	24.38 %
405-520-532-30440	RENTALS/LEASES	90.00	-	90.00	0%	-	0.00 %
405-520-532-30451	INSURANCE - PROPERTY LIABILITY	51,964.00	25,978.00	25,986.00	50%	19,441.00	47.15 %
405-520-532-30465	COPIER REPAIRS	1,800.00	-	1,800.00	0%	-	0.00 %
405-520-532-30490	BANK CHARGES	900.00	-	900.00	0%	-	0.00 %
405-520-532-30491	OTHER OPERATING EXPENSE	1,260.00	280.00	980.00	22%	800.00	31.72 %
405-520-532-30493	TRAINING	2,160.00	-	2,160.00	0%	-	0.00 %
405-520-532-30511	OFFICE SUPPLIES	360.00	-	360.00	0%	-	0.00 %
405-520-532-30521	OPERATING SUPPLIES	900.00	129.00	771.00	14%	385.00	47.49 %
405-520-532-30522	OPERATING SUPPLIES - UNIFORMS	252.00	82.00	170.00	33%	68.00	24.11 %
405-520-532-30580	TAXES-STATE ASSESSMENT	1,800.00	775.00	1,025.00	43%	1,209.00	42.93 %
405-520-532-31000	OTHER OPERATING EXP - IT SUPPO	9,500.00	3,167.00	6,333.00	33%	3,167.00	33.33 %
405-520-532-70113	2021 BOND DEBT SERVICE PRINCIP	30,622.00	15,248.00	15,374.00	50%	15,000.00	49.79 %
405-520-532-70114	2021 BOND DEBT SERVICE INTERES	8,219.00	4,172.00	4,047.00	51%	4,421.00	50.71 %
405-520-532-90990	TRANSFER OF PROFIT	303,737.00	101,246.00	202,491.00	33%	47,517.00	33.33 %
405-520-532-91000	BUSINESS ACTIVITY SHARED EXP	45,424.00	15,141.00	30,283.00	33%	21,693.00	33.33 %
	TOTAL GAS ADM	1,474,636.00	509,074.00	965,562.00	35%	586,065.00	34.00-%
	GAS DISTRIBUTION						
405-561-532-10120	REGULAR SALARIES & WAGES	129,253.00	38,166.00	91,087.00	30%	41,852.00	25.30 %
405-561-532-10140	OVERTIME	3,500.00	145.00	3,355.00	4%	1,169.00	33.40 %
405-561-532-10210	FICA TAXES	10,156.00	2,853.00	7,303.00	28%	3,203.00	24.79 %
405-561-532-10220	RETIREMENT CONTRIBUTIONS	15,510.00	4,463.00	11,047.00	29%	4,637.00	22.87 %

CITY OF QUINCY, FL
 OPERATING EXPENSES FOR THE FOUR (4) MONTHS ENDED JANUARY 31, 2024 - BUDGET TO ACTUAL.

GL_ACCT #	ACCOUNT DESCRIPTION	FY 2024 OPERATING BUDGET	FY 2024 4 MONTHS YTD OPERATING ACTUAL	FY 2024 OPERATING BUDGET BALANCE	FY 2024 4 MONTHS YTD OPERATING ACTUAL	FY 2024 4 MONTHS YTD OPERATING ACTUAL	FY 2024 4 MONTHS YTD OPERATING ACTUAL	YTD 33.3% 2023
405-561-532-10230	LIFE & HEALTH INSURANCE	18,200.00	5,616.00	12,584.00	31%	6,051.00	22.11 %	
405-561-532-30403	GASOLINE & DIESEL	3,150.00	955.00	2,195.00	30%	933.00	26.65 %	
405-561-532-30404	OIL & GREASE	261.00	-	261.00	0%	-	0.00 %	
405-561-532-30405	TIRES	705.00	145.00	560.00	21%	170.00	21.70 %	
405-561-532-30406	VEHICLE PARTS	2,160.00	162.00	1,998.00	8%	300.00	19.42 %	
405-561-532-30407	VEHICLE REPAIR PARTS AND LABO	450.00	205.00	245.00	46%	-	0.00 %	
405-561-532-30430	UTILITIES	1,400.00	497.00	903.00	36%	372.00	24.98 %	
405-561-532-30462	REPAIR & MAINT-EQUIPMENT & TOO	328.00	126.00	202.00	38%	136.00	32.92 %	
405-561-532-30467	MAINT. OF MAINS & LINES - GAS	7,200.00	-	7,200.00	0%	-	0.00 %	
405-561-532-30468	MAINTENANCE OF SERVICES - GAS	3,913.00	-	3,913.00	0%	-	0.00 %	
405-561-532-30491	OTHER OPERATING EXPENSE	286.00	-	286.00	0%	-	0.00 %	
405-561-532-30520	OPER SUPP-WATER HEATERS	450.00	-	450.00	0%	-	0.00 %	
405-561-532-30521	OPERATING SUPPLIES	163.00	-	163.00	0%	-	0.00 %	
405-561-532-30522	OPERATING SUPPLIES - UNIFORMS	2,237.00	821.00	1,416.00	37%	690.00	27.74 %	
405-561-532-60644	EQUIPMENT	4,500.00	-	4,500.00	0%	-	0.00 %	
	TOTAL GAS DISTRIBUTION	203,822.00	54,154.00	149,668.00	27%	59,513.00	16.00-%	
	TOTAL GAS FUND	1,678,458.00	563,228.00	1,115,230.00	34%	645,578.00	31.00-%	
	REFUSE ADMINISTRATION							
406-410-539-30320	ACCOUNTING & AUDITING SERVICES	12,155.00	1,650.00	10,505.00	14%	-	0.00 %	
406-410-539-30390	CONTINGENCY	221.00	-	221.00	0%	-	0.00 %	
406-410-539-30443	RESIDENTIAL REFUSE	700,000.00	332,999.00	367,001.00	48%	190,671.00	33.04 %	
406-410-539-30451	INSURANCE - PROPERTY LIABILITY	41,571.00	20,788.00	20,788.00	50%	15,553.00	47.85 %	
406-410-539-30480	YARD/SOLID WASTE TIPPING FEES	95,000.00	35,515.00	59,485.00	37%	23,704.00	24.95 %	
406-410-539-30490	BANK CHARGES	90.00	-	90.00	0%	16.00	1.56 %	
406-410-539-31000	OTHER OPERATING EXP - IT SUPPO	9,500.00	3,167.00	6,333.00	33%	3,167.00	33.33 %	
406-410-539-31443	COMMERCIAL REFUSE	495,000.00	275,011.00	219,989.00	56%	151,336.00	30.46 %	
406-410-539-90990	TRANSFER PROFITS TO GF	162,384.00	54,128.00	108,256.00	33%	69,890.00	33.33 %	
406-410-539-91000	BUSINESS ACTIVITY SHARED EXP	45,424.00	15,141.00	30,283.00	33%	21,701.00	33.33 %	
	TOTAL REFUSE FUND	1,561,345.00	738,394.00	822,951.00	47%	476,038.00	32.00-%	
	LANDFILL OPERATIONS							
407-422-536-10120	REGULAR SALARIES & WAGES	46,319.00	11,809.00	34,510.00	25%	11,808.00	21.08 %	
407-422-536-10140	OVERTIME	1,000.00	289.00	711.00	29%	201.00	20.14 %	
407-422-536-10210	FICA TAXES	3,620.00	865.00	2,755.00	24%	861.00	19.75 %	

CITY OF QUINCY, FL
 OPERATING EXPENSES FOR THE FOUR (4) MONTHS ENDED JANUARY 31, 2024 - BUDGET TO ACTUAL

G/L_ACC#	ACCOUNT DESCRIPTION	FY 2024 OPERATING BUDGET	FY 2024 4 MONTHS YTD OPERATING ACTUAL	FY 2024 OPERATING BUDGET BALANCE	FY 2024 4 MONTHS YTD OPERATING 33.3%	FY 2023 4 MONTHS YTD OPERATING ACTUAL	YTD 33.3% 2023
407-422-536-10220	RETIREMENT CONTRIBUTIONS	5,558.00	1,382.00	4,176.00	25%	1,382.00	20.20 %
407-422-536-10230	LIFE & HEALTH INSURANCE	7,800.00	2,460.00	5,340.00	32%	2,374.00	25.70 %
407-422-536-30341	CONTRACTUAL SERVICES	5,400.00	-	5,400.00	0%	-	0.00 %
407-422-536-30346	MONITORING FEES	31,652.00	12,195.00	19,457.00	39%	11,905.00	28.18 %
407-422-536-30390	CONTINGENCY	4,666.00	-	4,666.00	0%	-	0.00 %
407-422-536-30430	UTILITIES	900.00	307.00	593.00	34%	257.00	25.36 %
407-422-536-30462	REPAIR & MAINT-EQUIPMENT & TOO	501.00	-	501.00	0%	-	0.00 %
407-422-536-30463	REPAIR & MAINT.-BUILDINGS & GR	1,714.00	81.00	1,633.00	5%	47.00	1.69 %
407-422-536-30491	OTHER OPERATING EXPENSE	900.00	-	900.00	0%	19.00	1.46 %
407-422-536-30493	TRAINING	1,350.00	-	1,350.00	0%	511.00	78.63 %
407-422-536-31000	OTHER OPERATING EXP - IT SUPPO	9,500.00	3,167.00	6,333.00	33%	3,167.00	33.33 %
407-422-536-91000	BUSINESS ACTIVITY SHARED EXP	11,356.00	3,785.00	7,571.00	33%	2,074.00	33.33 %
	TOTAL LANDFILL FUND	132,236.00	36,340.00	95,896.00	27%	34,606.00	23.00-%
	TELECOMMUNICATIONS						
508-539-539-30341	CONTRACTUAL SERVICES	-	-	-	0%	148.00	4.76 %
508-539-539-30343	PROFESSIONAL SERVICES	175,000.00	5,185.00	169,815.00	3%	15,361.00	17.44 %
508-539-539-30403	GAS & DIESEL	1,750.00	581.00	1,169.00	33%	408.00	20.46 %
508-539-539-30410	TELEPHONE	11,150.00	3,789.00	7,361.00	34%	4,159.00	29.70 %
508-539-539-30430	UTILITIES	5,500.00	1,661.00	3,839.00	30%	1,707.00	24.39 %
508-539-539-30491	OTHER OPERATING EXPENSES	5,100.00	846.00	4,254.00	17%	2,975.00	50.00 %
508-539-539-30494	Software License	500.00	-	500.00	0%	-	0.00 %
508-539-539-30497	LICENSES & SUPPORT	101,080.00	20,562.00	80,518.00	20%	-	0.00 %
508-539-539-60644	EQUIPMENT	9,551.00	5,258.00	4,293.00	55%	-	0.00 %
	TOTAL TELECOMMUNICATIONS	309,631.00	37,862.00	271,749.00	12%	24,778.00	13.00-%
	TOTAL ENTERPRISE FUND	23,417,472.00	7,306,556.79	16,114,045.21	31%	7,966,867.00	30.00-%
	TOTAL ALL FUNDS	35,710,198.00	10,669,832.96	25,043,495.04	30%	11,896,252.00	30.00-%

DEBT SERVICE COVERAGE REPORT

AS OF JANUARY 31, 2024

**CITY OF QUINCY, FLORIDA
STATEMENT OF DEBT COVERAGE REPORT
AS OF JANUARY 31, 2024**

**FY 2024 FOUR
MONTHS
ENDED
01/31/2024
ACTUAL**

REVENUES

Governmental	\$4,195,445
Enterprise	6,741,456
Total Revenues	<u><u>\$10,936,901</u></u>

EXPENDITURES

Personnel	\$2,624,552
Contractual Services	604,676
Professional Services	61,247
Purchased Electric	2,048,738
Purchased Gas	322,753
Contingency/Reserves/ Parks & Facilities	23,822
Travel, Gas, Oil & Grease, Tires, Auto Parts & Repair	113,413
Telephone	58,809
Utilities	148,217
Community Services	0
Commercial & Residential Refuse	608,010
Insurance - Property Liability	592,102
Rentals, Repair & Maintenance	109,772
Yard Tipping Cost	35,515
Other Operating Expenses	45,301
Training & Software	54,903
Office Supplies	4,324
Operating Materials & Supplies	69,007
Uniforms	38,622
Athletic Supplies & Equipment	16,633
Dues, Publications, Subscriptions & Memberships	56,127
Economic Environment & Development	0
Other Operating Expenses - IT Support	98,958
CRA Operations & Projects	204,826
Aid to Private Organizations	15,000
Transfers	1,072,519
Business Activity - Enterprise	189,266

Total Expenditures 9,217,112

MODIFIED OPERATING INCOME \$1,719,789

DEBT SERVICE \$621,693

DEBT SERVICE RATIO 2.77

GRANT REPORT
THE FOUR MONTHS ENDED JANUARY 31, 2024

CITY OF QUINCY, FLORIDA
GRANT REPORT
FOR THE FOUR MONTHS ENDED JANAUARY 31, 2024

ACCOUNT_#	ACCOUNT DESCRIPTION	TED_BUDG	(THS_YTD	(R) ADJUST	YTD_%
AMERICAN RESCUE PLAN ACT GRANT					
001-366-10015	AMERICAN RESCUE PLAN GRANT	\$215,753	\$10,000	\$205,753	5%
402-331-33000	AMERICAN RESCUE PLAN ACT GRANT	\$215,000	\$74,467	\$140,533	0%
403-331-33000	AMERICAN RESCUE PLAN ACT GRANT	\$52,027	\$0	\$52,027	0%
	TOTAL AMER. RESCUE PLAN REVS	\$482,780	\$84,467	\$398,313	4%
AMERICAN RESCUE PLAN ACT GRANT					
001-430-541-80833	AMERICAN RESCUE PLAN ACT GRANT	\$215,753	\$10,000	\$205,753	5%
402-540-535-80833	AMERICAN RESCUE PLAN ACT GRANT	\$215,000	\$74,467	\$140,533	0%
403-520-531-80833	AMERICAN RESCUE PLAN ACT GRANT	\$52,027	\$0	\$52,027	0%
	TOTAL AMER. RESCUE PLAN EXPS	\$482,780	\$84,467	\$398,313	-2%
SOAR GRANT					
SOAR GRANT REVS					
001-366-10018	SOAR - STUDENTS WITH OPP TO AC	\$35,000	\$10,493	\$24,508	15%
	TOTAL SOAR GRANT REVS	\$35,000	\$10,493	\$24,508	15%
SOAR GRANT EXP					
001-001-519-80834	SOAR GRANT - JOB 126	\$35,000	\$10,493	\$24,508	3%
	TOTAL SOAR GRANT EXP	\$35,000	\$10,493	\$24,508	-3%
HOMETOWN REVITALIZATION GRANT					
HOMETOWN REVITAL. GRANT REV					
002-334-90000	GRANT PROCEEDS	\$2,949,428	\$0	\$2,949,428	0%
	TOTAL HOMETOWN REVITAL. REVS	\$2,949,428	\$0	\$2,949,428	0%
HOMETOWN REVITAL. GRANT EXP					
002-250-552-80836	HOMETOWN REVITALIZATION GRANT	\$2,949,428	\$0	\$2,949,428	0%
	TOTAL HOMETOWN REVITAL. EXP	\$2,949,428	\$0	\$2,949,428	0%
	TOTAL GRANT REVENUES	\$3,467,208	\$94,959	\$3,372,249	3%
	TOTAL GRANT EXPENSES	\$3,467,208	\$94,959	\$3,372,249	3%

UTILITY BILLING REPORT

AS OF JANUARY 31, 2024

City of Quincy, Florida
Billing Statistics for the Month of January, 2024
Cycle 1
Prior Month Comparison

	FY 2024	FY 2023	
Month of January	1/7/2024	12/7/2023	Variance
No. of Bills	2,228	2,218	10
No. Bills Estimated	115	88	27
Consumption	7,002,061	4,850,474	2,151,587
Fuel Adjustment Rate	0.009800	0.009500	0.000
Fuel Adjustment	\$65,639	\$43,849	\$21,790
Services Billed	\$1,059,644	\$865,956	\$193,688

Comments: The month of January 2024 resulted in a increase of 10 accounts, increased consumption of 2,151,587 and increased revenue of \$193,688, when compared to December 2023.

Prepared by Donna Reeves, Utility Billing Specialist

City of Quincy, Florida
Billing Statistics for the Month of January, 2024
Cycle 1
Prior Year Comparison

	FY 2024	FY 2023	
Month of January	1/7/2024	1/7/2023	Variance
No. of Bills	2,228	2,259	(31)
No. Bills Estimated	115	99	16
Consumption	7,002,061	7,458,969	(456,908)
Fuel Adjustment Rate	0.009800	0.022400	(0.013)
Fuel Adjustment	\$65,639	\$161,744	(\$96,105)
Services Billed	\$1,059,644	\$1,053,686	\$5,958

Comments: The month of January 2024 resulted in a decrease of 31 accounts, decreased consumption of 456,908 and increased revenue of \$5,958, when compared to January 2023.

Prepared by Donna Reeves, Utility Billing Specialist

City of Quincy, Florida
Billing Statistics for the Month of January, 2024
Cycle 2
Prior Month Comparison

	FY 2024	FY 2023	
Month of January	1/22/2024	12/22/2023	Variance
No. of Bills	2,502	2,512	(10)
No. Bills Estimated	72	62	10
Consumption	3,979,663	2,868,960	1,110,703
Fuel Adjustment Rate	0.007900	0.009800	(0.002)
Fuel Adjustment	30,018	25,572	\$4,446.00
Services Billed	\$604,454	\$471,268	\$133,186

Comments: The month of January 2024 resulted in an increase of 10 accounts, increased consumption of 1,110,703 and increased revenue of \$133,186, when compared to December 2023.

City of Quincy, Florida
Billing Statistics for the Month of January, 2024
Cycle 2
Prior Year Comparison

	FY 2024	FY 2023	
Month of January	1/22/2024	1/22/2023	Variance
No. of Bills	2,502	2,501	1
No. Bills Estimated	72	59	13
Consumption	3,979,663	3,598,831	380,832
Fuel Adjustment Rate	0.007900	0.037700	(0.030)
Fuel Adjustment	30,018	128,440	\$ (98,422.53)
Services Billed	\$604,454	\$602,963	\$1,490

Comments: The month of January 2024 resulted in a increase of 1 account, increased consumption of 380,832 and increased revenue of \$1490 when compared to January 2023.

**ELECTRIC REVENUE ANALYSIS
AS OF JANUARY 31, 2024**

- **PRIOR YEAR**
- **BUDGET VS ACTUAL**

City of Quincy, Florida
Electric Revenue Prior Year Variance
For the Four Months Ended January 2024

Account Number	Description	FY2024 Jan	FY2023 Jan	Variance
403-343-11000	RESIDENTIAL SALES	\$1,677,195	\$1,899,312	(\$222,117)
403-343-12000	COMMERCIAL SALES	\$1,712,172	\$2,512,416	(\$800,244)
403-343-13000	INDUSTRIAL SALES	\$427,832	\$626,139	(\$198,307)
403-343-14000	STREET LIGHTING SALES	\$13,648	\$17,808	(\$4,160)
403-343-15000	INTERDEPARTMENTAL SALES	\$67,467	\$80,077	(\$12,610)
403-343-16000	CONNECTIONS	-\$7,456	\$1,898	(\$9,354)
403-343-16500	Hurricane Michael Surcharge	\$0	\$302,578	(\$302,578)
403-343-17000	FORFEITED DISCOUNTS - PENALTIES	\$64,348	\$86,154	(\$21,806)
403-343-18500	SPECIAL PROJECT - MATERIAL SALES	\$0	\$84	(\$84)
403-343-19000	CUT ON/OFF FEES	\$4,269	\$1,615	\$2,654
403-343-24000	TRANSFORMER RENT	\$2,820	\$2,820	\$0
403-343-27000	MISCELLANEOUS CHARGES	\$2,425	(\$1,718)	\$4,143
403-343-29000	POLE RENT-CABLEVISION	\$19,832	\$0	\$19,832
403-343-90000	MISCELLANEOUS REVENUES	\$982	\$1,268	(\$285)
403-361-10000	INTEREST REVENUE	\$1,087	\$1,685	(\$598)
403-369-90000	MISCELLANEOUS REVENUES	\$1,648	\$12,796	(\$11,148)
	** GRAND TOTAL **	\$3,988,269	\$5,544,932	(\$1,556,663)
Percentage		72%	100%	-28%
Revenue w/o FEMA (non-recurring revenue)		\$3,988,269	\$5,544,932	(\$1,556,663)

City of Quincy, Florida
 Electric Revenue Analysis - Actual vs Budget
 For the Four Months Ended January 31, 2024

Account Number	Description	Adjusted Budget	Approved Budget YTD	YTD Amount	Variance
403-343-11000	RESIDENTIAL SALES	\$5,472,206	\$1,824,069	\$1,677,195	(\$146,874)
403-343-12000	COMMERCIAL SALES	\$6,972,186	\$2,324,062	\$1,712,172	(\$611,890)
403-343-13000	INDUSTRIAL SALES	\$1,819,570	\$606,523	\$427,832	(\$178,691)
403-343-14000	STREET LIGHTING SALES	\$48,985	\$16,328	\$13,648	(\$2,680)
403-343-15000	INTERDEPARTMENTAL SALES	\$236,594	\$78,865	\$67,467	(\$11,398)
403-343-16000	CONNECTIONS	\$124,801	\$41,600	-\$7,456	(\$49,056)
403-343-17000	FORFEITED DISCOUNTS - PENALTIES	\$197,198	\$65,733	\$64,348	(\$1,385)
403-343-18500	SPECIAL PROJECT - MATERIAL SALES	\$1,000	\$333	\$0	(\$333)
403-343-19000	CUT ON/OFF FEES	\$7,169	\$2,390	\$4,269	\$1,879
403-343-24000	TRANSFORMER RENT	\$8,713	\$2,904	\$2,820	(\$85)
403-343-27000	MISCELLANEOUS CHARGES	\$15,000	\$5,000	\$2,425	(\$2,575)
403-343-29000	POLE RENT-CABLEVISION	\$24,512	\$8,171	\$19,832	\$11,661
403-343-90000	MISCELLANEOUS REVENUES	\$3,243	\$1,081	\$982	(\$99)
403-361-10000	INTEREST REVENUE	\$5,255	\$1,752	\$1,087	(\$665)
403-369-90000	MISCELLANEOUS REVENUES	\$20,325	\$6,775	\$1,648	(\$5,127)
** GRAND TOTAL **		\$14,956,757	\$4,985,586	\$3,988,269	(\$997,317)
Percentage		100%	80%	-20%	

CUSTOMER SERVICE RECEIPTS COLLECTED
FOR THE MONTH OF JANUARY 31, 2024

NEW CUSTOMERS REPORT

AS OF JANUARY 31, 2024

New Accounts Created as of January 1 - January 31, 2024

Account Number	Cycle	Billing Name	Location Code	Service Address	Account Start Date	Srv User Type
10005	1	THE CENTER FOR HEALT	10	234 E Crawford St	2024-01-02	CI
313026	1	JASMINE GRIMES	313	501 B W Roberts St	2024-01-18	RI
358513	2	JEREMIAH VICKERS	3585	12 N Virginia St	2024-01-24	RI
530020	1	MOHAMMED ASKAR	530	307 E Jefferson St	2024-01-23	CI
680017	1	STANLEY DUPONT	680	429 N Adams St	2024-01-04	RI
1161025	1	DEZARIAN JOHNSON	1161	428 Rosewood St	2024-01-02	RI
1377014	1	BRENDA ANDREO-GARCIA	1377	812 W Washington St	2024-01-17	RI
1585013	1	DAVID CLAY	1585	128 Pittman St	2024-01-17	RI
2225035	1	RUBY BURKE	2225	1523 Live Oak St	2024-01-16	RI
2437023	1	JOANNA SMITH	2437	814 4th St	2024-01-16	RI
2556031	1	ANQUNISHA CALLINS	2556	122 N Cleveland St A	2024-01-02	RI
2676013	2	LESVIA ZACARIAS	2676	100 Wallace Dr	2024-01-10	RI
2827030	2	SHERITA BAKER	2827	753 S Pat Thomas Pkw	2024-01-31	RI
3006022	2	LEIANI OSMIN	3006	905 S Adams St	2024-01-03	RI
3111021	2	STEFFANY WILLIAMS	3111	912 Joe Adams Rd	2024-01-02	RO
3351012	2	ANDERIA BELVIS	3351	1943 Hamilton St	2024-01-31	RI
3457021	2	CARLOS QUIJADA	3457	1922 W Jefferson St	2024-01-30	RI
3622023	2	MANUEL GUERRA	3622	Home Trailer Park #1	2024-01-16	RI
3904012	2	ALAUNDREA BETSEY	3904	95 Alford St	2024-01-23	RO RO
4524024	2	BEVERLY GILYARD	4524	427 S Stewart St Apt	2024-01-04	RI
4528019	2	KEAAUNDRANIQUE HANNA	4528	427 S Stewart St Apt	2024-01-26	RI
4531021	2	CAROLYN JOHNSON	4531	427 S Stewart St Apt	2024-01-26	RI
4536022	2	LAERICA WOOD	4536	427 S Stewart St Apt	2024-01-24	RI
4585031	2	TRIONNA WILLIAMS	4585	500 S Atlanta St Apt	2024-01-17	RO
4656026	2	DE"SHONBRIIYA ELAM	4656	620 Atlanta St # K-2	2024-01-31	RO

New Accounts Created as of January 1 - January 31, 2024

Account Number	Cycle	Billing Name	Location Code	Service Address	Account Start Date	Srv User Type
4748008	2	ANA MALDONADO	4748	Home Trailer #11	2024-01-02	RI
5068008	1	DEBBIE HARRIS	5068	343 S Cleveland St	2024-01-05	RI
5172024	1	DESTINY JOHNSON	5172	324 S Key St	2024-01-12	RI
5699013	2	EVETTE TURNER	5699	Triple Oaks Apt 44	2024-01-22	RO
5958015	1	ANTHONY MATHEWS	5958	W 116-a Jefferson St	2024-01-19	CI
6085007	1	GERALDINE CURRY	6085	9 S Jackson St	2024-01-22	CI
6346006	2	LATOYIA FORD	6346	405 Strong Rd 12c	2024-01-24	RO
6357009	2	ALVINA BELL	6357	405 Strong Rd 14d	2024-01-18	RO
6570007	2	SHALANDRIA SHARP	6570	335 Hogan Ln	2024-01-12	RO
6629022	1	YATESHA MILLER	6629	64 N Cleveland St-bl	2024-01-02	RI
8186002	2	RICHELE ROBINSON	8186	335 Sparkle Berry Bl	2024-01-02	RO RO
8205029	1	NAJEE ADDERLEY	8205	64 N Cleveland St Bl	2024-01-16	RI
8245018	1	JESSICA GOSA	8245	64 N Cleveland St Ap	2024-01-11	RI
8622002	2	CHRISTOPHER SEACORD	8622	130 Foxfire Ct	2024-01-31	RI
66270021	1	JASMINE DUBOSE	6627	64 N Cleveland St Ap	2024-01-17	CI
566706707	1	TRACY LOCKWOOD	1560	1709 W Jefferson St	2024-01-08	CI

Total Services: 173
Total New Customer 41

CI = Commercial
RI & RO = Residential

Prepared by: LaTrenda Gainous Carroll, Customer Services Supervisor

ARREARS REPORT

AS OF JANUARY 31, 2024

**City of Quincy - Arrears Report
For the Four months Ended January 2024**

Account Number	30_Day	60_Day	90_Day	Balance	Legend
	01.31.2024	12.31.2023	11.30.2023		
RESIDENTIAL - CYCLE 1					
2471034	\$ 700.32	\$ 482.34	\$ 2,192.14	\$ 3,374.80	PP
1946025	\$ 306.77	\$ 257.40	\$ 2,184.87	\$ 2,749.04	PP
2203015	\$ 666.33	\$ 514.09	\$ 1,402.23	\$ 2,582.65	NC
1707024	\$ 363.33	\$ 324.26	\$ 1,335.77	\$ 2,023.36	UO
824020	\$ 520.67	\$ 204.25	\$ 1,233.49	\$ 1,958.41	UO
548013	\$ 134.81	\$ 103.20	\$ 1,152.18	\$ 1,390.19	UO
2467011	\$ 80.85	\$ 80.85	\$ 1,105.45	\$ 1,267.15	UO
316031	\$ 237.63	\$ 156.09	\$ 760.11	\$ 1,153.83	UO
810011	\$ 103.53	\$ 103.53	\$ 899.60	\$ 1,106.66	UO
1628024	\$ 114.94	\$ 386.42	\$ 602.70	\$ 1,104.06	UO
8283005	\$ 308.64	\$ 734.33	\$ -	\$ 1,042.97	F
1216018	\$ 80.85	\$ 80.85	\$ 774.16	\$ 935.86	UO
1971035	\$ 80.85	\$ 80.85	\$ 733.76	\$ 895.46	UO
134013	\$ 386.81	\$ 338.73	\$ 166.39	\$ 891.93	UO
976015	\$ 729.04	\$ 152.98	\$ -	\$ 882.02	PP
2328023	\$ 80.85	\$ 80.85	\$ 637.70	\$ 799.40	UO
2226029	\$ 86.24	\$ 87.01	\$ 589.89	\$ 763.14	UO
2098011	\$ 80.85	\$ 80.85	\$ 534.84	\$ 696.54	UO
438015	\$ 369.67	\$ 215.20	\$ 91.92	\$ 676.79	UO
1784011	\$ 319.50	\$ 242.21	\$ 54.24	\$ 615.95	NC
481026	\$ 87.00	\$ 109.25	\$ 389.43	\$ 585.68	UO
1342035	\$ 157.96	\$ 152.16	\$ 206.35	\$ 516.47	UO
2126014	\$ 323.74	\$ 161.35	\$ 4.44	\$ 489.53	UO
1000013	\$ 463.30	\$ 14.76	\$ -	\$ 478.06	PP
125021	\$ 88.33	\$ 93.03	\$ 281.07	\$ 462.43	UO
8209017	\$ 63.78	\$ 155.40	\$ 237.90	\$ 457.08	UO

City of Quincy - Arrears Report
For the Four months Ended January 2024

Account Number	30_Day 01.31.2024	60_Day 12.31.2023	90_Day 11.30.2023	Balance	Legend
6459002	\$ 409.20	\$ -	\$ -	\$ 409.20	NC
738025	\$ 86.57	\$ 86.57	\$ 201.75	\$ 374.89	UO
2193029	\$ 93.14	\$ 89.02	\$ 186.23	\$ 368.39	UO
242029	\$ 343.55	\$ -	\$ -	\$ 343.55	PP
285016	\$ 201.48	\$ 140.48	\$ -	\$ 341.96	NC
585026	\$ 145.45	\$ 149.03	\$ -	\$ 294.48	UO
84027	\$ 126.73	\$ 112.67	\$ 26.33	\$ 265.73	UO
1704019	\$ 265.24	\$ -	\$ -	\$ 265.24	UO
6730017	\$ 184.56	\$ 78.77	\$ -	\$ 263.33	UO
154014	\$ 210.21	\$ -	\$ -	\$ 210.21	NC
2067013	\$ 200.03	\$ -	\$ -	\$ 200.03	NC
8208016	\$ 148.81	\$ -	\$ -	\$ 148.81	UO
1883032	\$ 133.47	\$ -	\$ -	\$ 133.47	UO
8356002	\$ 33.11	\$ 33.11	\$ 66.22	\$ 132.44	UO
8297007	\$ 110.84	\$ -	\$ -	\$ 110.84	NC
6736009	\$ 107.60	\$ -	\$ -	\$ 107.60	NC
8574003	\$ 104.44	\$ -	\$ -	\$ 104.44	NC
4501014	\$ 101.16	\$ -	\$ -	\$ 101.16	NC
6024019	\$ 100.48	\$ -	\$ -	\$ 100.48	NC
2388016	\$ 98.63	\$ -	\$ -	\$ 98.63	NC
8190024	\$ 97.98	\$ -	\$ -	\$ 97.98	NC
5321015	\$ 95.22	\$ -	\$ -	\$ 95.22	NC
6724	\$ 91.64	\$ -	\$ -	\$ 91.64	NC
397035	\$ 89.82	\$ -	\$ -	\$ 89.82	NC
8261009	\$ 88.71	\$ -	\$ -	\$ 88.71	NC
956012	\$ 88.38	\$ -	\$ -	\$ 88.38	NC
1828013	\$ 87.52	\$ -	\$ -	\$ 87.52	NC

City of Quincy - Arrears Report
For the Four months Ended January 2024

Account Number	30_Day 01.31.2024	60_Day 12.31.2023	90_Day 11.30.2023	Balance	Legend
228013	\$ 87.24	-	-	\$ 87.24	NC
146025	\$ -	-	86.93	\$ 86.93	NC
2350013	\$ 83.24	-	-	\$ 83.24	NC
5062019	\$ 82.76	-	-	\$ 82.76	NC
4973004	\$ -	-	80.63	\$ 80.63	NC
5033008	\$ 75.67	-	-	\$ 75.67	NC
8448002	\$ 69.81	-	-	\$ 69.81	NC
5044032	\$ 68.75	-	-	\$ 68.75	NC
8627001	\$ -	36.99	27.85	\$ 64.84	NC
5472011	\$ 61.27	-	-	\$ 61.27	NC
2093010	\$ 60.84	-	-	\$ 60.84	NC
224019	\$ 58.08	-	-	\$ 58.08	NC
5179005	\$ 57.83	-	-	\$ 57.83	NC
4885010	\$ 25.53	26.36	3.52	\$ 55.41	NC

Total Amount Residential	\$ 11,511.58	\$ 6,145.24	\$ 18,250.09	\$ 35,906.91	
Cycle 1	32%	17%	51%	100%	
Percentage					

City of Quincy - Arrears Report
For the Four months Ended January 2024

Account Number	30_Day 01.31.2024	60_Day 12.31.2023	90_Day 11.30.2023	Balance	Legend
COMMERCIAL - CYCLE 1					
4613011	\$ 7,580.81	\$ 6,037.51	\$ 29,338.04	\$ 42,956.36	PP
4635012	\$ 4,590.44	\$ 3,729.19	\$ 12,449.29	\$ 20,768.92	PP
4729013	\$ 10,350.14	\$ -	\$ -	\$ 10,350.14	NC
5388002	\$ 719.15	\$ 561.67	\$ 5,776.01	\$ 7,056.83	UO
8520001	\$ 899.85	\$ 802.20	\$ 1,197.40	\$ 2,899.45	PP
6607001	\$ 2,376.60	\$ -	\$ -	\$ 2,376.60	NC, NP
8430001	\$ 172.76	\$ 191.31	\$ 1,361.35	\$ 1,725.42	NC
1774012	\$ 561.15	\$ 965.97	\$ -	\$ 1,527.12	NC
1474017	\$ 219.67	\$ 286.58	\$ 489.23	\$ 995.48	UO
644016	\$ 217.19	\$ 183.90	\$ 335.34	\$ 736.43	PP
654015	\$ 193.29	\$ 156.22	\$ 16.91	\$ 366.42	PP
8504002	\$ 212.12	\$ -	\$ -	\$ 212.12	NC
1674016	\$ 154.40	\$ -	\$ -	\$ 154.40	PP
2101012	\$ 93.29	\$ -	\$ -	\$ 93.29	NC
1510016	\$ 83.24	\$ -	\$ -	\$ 83.24	NC
4634011	\$ 18.48	\$ 18.48	\$ 18.48	\$ 55.44	NC
Total Amount Commercial					
Cycle 1	\$ 28,442.58	\$ 12,933.03	\$ 50,982.05	\$ 92,357.66	
Percentage	31%	14%	55%	100%	

RESIDENTIAL - CYCLE 2					
4992005	\$ 80.85	\$ 91.60	\$ 3,253.62	\$ 3,426.07	UO
2705012	\$ 729.83	\$ 552.14	\$ 1,683.85	\$ 2,965.82	PP

City of Quincy - Arrears Report
For the Four months Ended January 2024

Account Number	30_Day 01.31.2024	60_Day 12.31.2023	90_Day 11.30.2023	Balance	Legend
2716011	\$ 197.13	\$ 140.63	\$ 2,144.12	\$ 2,481.88	PP
5459008	\$ -	\$ -	\$ 2,308.05	\$ 2,308.05	NC
5713013	\$ 175.30	\$ 202.97	\$ 1,725.26	\$ 2,103.53	PP
4519019	\$ 417.53	\$ 276.74	\$ 1,393.56	\$ 2,087.83	UO
3138011	\$ 549.54	\$ 540.93	\$ 906.69	\$ 1,997.16	NC
5768001	\$ 31.48	\$ 62.60	\$ 1,447.72	\$ 1,541.80	UO
5258011	\$ 68.51	\$ 64.01	\$ 1,297.93	\$ 1,430.45	UO
2980018	\$ 274.79	\$ 211.31	\$ 808.37	\$ 1,294.47	PP
4963009	\$ 23.58	\$ 23.58	\$ 1,073.72	\$ 1,120.88	UO
6347006	\$ 114.83	\$ 95.60	\$ 599.85	\$ 810.28	UO
2995012	\$ 125.07	\$ 110.09	\$ 511.94	\$ 747.10	UO
4453023	\$ 6.15	\$ 51.75	\$ 676.42	\$ 734.32	NC
6315007	\$ 214.52	\$ 219.51	\$ 117.76	\$ 551.79	NC
2678012	\$ 162.81	\$ 123.13	\$ 251.94	\$ 537.88	UO
4540020	\$ 127.46	\$ 120.90	\$ 269.65	\$ 518.01	UO
4704024	\$ 298.48	\$ 173.67	\$ -	\$ 472.15	NC
5742010	\$ 130.43	\$ 107.81	\$ 219.40	\$ 457.64	UO
2989016	\$ 273.28	\$ 155.55	\$ -	\$ 428.83	PP
6405001	\$ 387.71	\$ -	\$ -	\$ 387.71	UO
4286011	\$ 6.15	\$ 6.15	\$ 370.38	\$ 382.68	UO
2745022	\$ 173.48	\$ 133.71	\$ 67.56	\$ 374.75	NC
3912012	\$ 17.43	\$ 17.43	\$ 335.93	\$ 370.79	UO
2699011	\$ 132.85	\$ 112.64	\$ 107.22	\$ 352.71	PP
4922002	\$ -	\$ -	\$ 347.81	\$ 347.81	NC
3384016	\$ 169.74	\$ 144.81	\$ 25.27	\$ 339.82	NC
4146010	\$ 130.87	\$ 78.30	\$ 101.48	\$ 310.65	NC
3439013	\$ 307.78	\$ -	\$ -	\$ 307.78	NC

City of Quincy - Arrears Report
For the Four months Ended January 2024

Account Number	30_Day 01.31.2024	60_Day 12.31.2023	90_Day 11.30.2023	Balance	Legend
3340014	\$ 296.06	\$ 9.55	-	\$ 305.61	NC
5211012	\$ 144.37	\$ 126.47	-	\$ 270.84	NC
2719015	\$ 265.63	\$ 0.47	-	\$ 266.10	NC
5661007	\$ 188.09	\$ 76.32	-	\$ 264.41	NC
5630027	\$ 91.63	\$ 169.39	-	\$ 261.02	NC
6374002	\$ 100.78	\$ 118.19	40.09	\$ 259.06	NC
5424003	\$ 257.29	\$ -	-	\$ 257.29	NC
3417018	\$ 249.42	\$ -	-	\$ 249.42	NC
4550016	\$ 237.76	\$ -	-	\$ 237.76	NC
4608032	\$ 198.04	\$ -	-	\$ 198.04	NC
4554030	\$ 184.79	\$ 6.11	-	\$ 190.90	NC
8269010	\$ 168.97	\$ 19.30	-	\$ 188.27	NC
5329009	\$ 179.66	\$ -	-	\$ 179.66	NC
5671008	\$ 31.44	\$ 133.04	0.52	\$ 165.00	NC
566702312	\$ 163.09	\$ -	-	\$ 163.09	NC
2608012	\$ 139.08	\$ 18.42	-	\$ 157.50	NC
5926001	\$ 30.77	\$ 30.69	92.50	\$ 153.96	NC
5459009	\$ 151.43	\$ -	-	\$ 151.43	NC
2620015	\$ 138.27	\$ -	-	\$ 138.27	NC
8640001	\$ 13.38	\$ 13.38	109.69	\$ 136.45	NC
3579012	\$ 13.05	\$ 13.05	93.14	\$ 119.24	NC
4962016	\$ 104.89	\$ -	-	\$ 104.89	NC
5709010	\$ 101.58	\$ -	-	\$ 101.58	NC
4502022	\$ 97.91	\$ -	-	\$ 97.91	NC
3939012	\$ 5.13	\$ 5.13	87.21	\$ 97.47	NC
4570028	\$ 95.69	\$ -	-	\$ 95.69	NC
5847003	\$ 92.20	\$ -	-	\$ 92.20	NC

City of Quincy - Arrears Report
For the Four months Ended January 2024

Account Number	30_Day 01.31.2024	60_Day 12.31.2023	90_Day 11.30.2023	Balance	Legend
4468019	\$ 89.47	\$ -	\$ -	\$ 89.47	NC
2197013	\$ 88.56	\$ -	\$ -	\$ 88.56	NC
4143025	\$ 52.45	\$ 32.12	\$ 0.04	\$ 84.61	NC
4589029	\$ 84.11	\$ -	\$ -	\$ 84.11	NC
2602016	\$ 78.60	\$ -	\$ -	\$ 78.60	NC
4454031	\$ 77.86	\$ -	\$ -	\$ 77.86	NC
8332001	\$ 16.48	\$ 15.83	\$ 29.63	\$ 61.94	NC
5947004	\$ 61.51	\$ -	\$ -	\$ 61.51	NC
4478023	\$ 60.11	\$ -	\$ -	\$ 60.11	NC
4242013	\$ 57.64	\$ -	\$ -	\$ 57.64	NC
4591033	\$ 56.70	\$ -	\$ -	\$ 56.70	NC
4582002	\$ 18.31	\$ 35.63	\$ -	\$ 53.94	NC
Total Amount Residential					
Cycle 2	\$ 9,809.78	\$ 4,640.65	\$ 22,498.32	\$ 36,948.75	
Percentage	27%	13%	61%	100%	
COMMERCIAL - CYCLE 2					
4229013	\$ 259.12	\$ 249.31	\$ 4,711.25	\$ 5,219.68	PP
6324007	\$ 341.63	\$ 353.60	\$ 3,636.33	\$ 4,331.56	PP
6011002	\$ 70.40	\$ 70.40	\$ 1,323.18	\$ 1,463.98	UO
566706705	\$ -	\$ -	\$ 336.45	\$ 336.45	NC
8631001	\$ 13.38	\$ 13.38	\$ 199.53	\$ 226.29	UO
4598022	\$ 19.96	\$ 19.62	\$ 153.77	\$ 193.35	NC
3414014	\$ 146.04	\$ -	\$ -	\$ 146.04	UR
4657027	\$ 24.51	\$ 18.05	\$ 95.51	\$ 138.07	NC
4661032	\$ 19.26	\$ 18.50	\$ 91.19	\$ 128.95	NC
4644027	\$ 16.10	\$ 16.39	\$ 83.72	\$ 116.21	NC

City of Quincy - Arrears Report
For the Four months Ended January 2024

Account Number	30_Day 01.31.2024	60_Day 12.31.2023	90_Day 11.30.2023	Balance	Legend
4299011	\$ 92.36	\$ 3.23	\$ -	\$ 95.59	NC
4619029	\$ 8.68	\$ 7.92	\$ 69.04	\$ 85.64	NC
4646024	\$ 6.25	\$ 6.15	\$ 55.56	\$ 67.96	NC
3709011	\$ 62.44	\$ -	\$ -	\$ 62.44	NC
4621042	\$ 6.47	\$ 6.35	\$ 45.34	\$ 58.16	NC
Total Amount Commercial					
Cycle 2	\$ 1,086.60	\$ 782.90	\$ 10,800.87	\$ 12,670.37	
Percentage	9%	6%	85%	100%	

TOTAL RESIDENTIAL \$ 72,855.66
TOTAL COMMERCIAL \$ 105,028.03

LEGEND MEANING

NC = Not Current
 PP = Payment Plan
 UO = Utilities Off
 UR = Under Review
 F= Finaled
 NP = Not Paying
 NO/UR = New Ownership & Under
 AP = Agency Pledge
 BB = Budget Billing

Prepared by: LaTrenda Gainous Carroll, Customer Services Supervisor

**PURCHASE POWER (FUEL) ADJUSTMENT &
NET METER RATE REPORT
AS OF JANUARY 31, 2024**

CITY OF PURCHASE POWER ADJUSTMENT REPORT

FUEL ADJ. UPDATED	DECEMBER SERVICES	JANUARY SERVICES	VARIANCE
Duke - transmission cost	\$ 18,209.26	\$ 55,869.93	\$ 37,660.67
FPL - transmission cost	\$ 34,756.02	\$ 52,888.72	\$ 18,142.70
FPL Firm Capacity	\$ 277,936.46	\$ 395,086.36	\$ 117,149.90
SEPA	\$ 149,372.15	\$ 145,802.99	\$ (3,569.16)
Total Cost	\$ 480,273.89	\$ 649,658.00	\$ 169,384.11
FP&L	6,959,000	7,621,000	662,000
SEPA	3,607,153	3,209,178	(397,975)
Total KWH	10,566,153	10,830,178	264,025
Cost per KWH	0.04545	0.05999	0.0145
Base .038	0.0380	0.0380	-
Delta Cost - Base	0.0075	0.0220	0.0145
Adjust 6 %	1.060	1.060	-
Calculated fuel Adjustment	0.0079	0.0233	0.0154

CITY OF QUINCY NET METER RATE

Wholesale Purchase Energy Cost	DECEMBER SERVICES	JANUARY SERVICES	VARIANCE
FPL Firm Energy	\$ 181,686.46	\$ 288,086.36	\$ 106,399.90
SEPA Energy	\$ 80,511.65	\$ 71,628.85	\$ (8,882.80)
SEPA TOTAL BEFORE CREDIT	\$ 151,575.65	\$ 142,692.85	\$ (8,882.80)
SEPA CREDIT	\$ (2,203.50)	\$ 3,110.14	\$ 5,313.64
calculate % of credit SEPA	-1.5%	2.2%	3.6%
net purchase power credit	\$ (1,170.42)	\$ 1,561.23	\$ 2,731.65
amount charged to Quincy	\$ 79,341.23	\$ 73,190.08	\$ (6,151.15)
Total Cost	\$ 261,027.69	\$ 361,276.44	\$ 100,248.75
FP&L	6,959,000	7,621,000	662,000
SEPA	3,607,153	3,209,178	(397,975)
Total KWH	10,566,153	10,830,178	264,025
Wholesale Avoidance Cost	-0.0247	-0.03336	(0.00866)

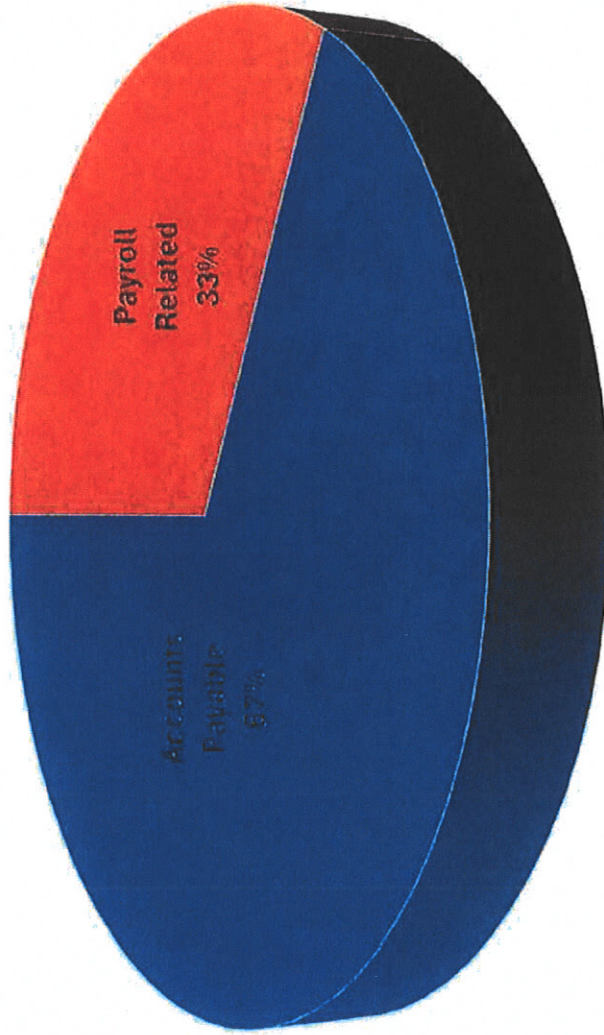
Submitted By: Amanda Matthews
Reviewed By: Marcia Carthy

DISBURSEMENTS REPORT

THE MONTH OF JANUARY 31, 2024

Category	No. of Payments	Value	%
Payroll Related	345	\$ 694,229.81	33%
Accounts Payable	145	\$ 1,430,538.51	67%
Checks/ NODs	490	\$ 2,124,768.32	100%

CITY OF QUINCY DISBURSEMENTS



Approval of January 2024 Financials

CITY OF QUINCY, FL FINANCIAL STATEMENTS

THE FOUR MONTHS ENDED JANUARY 31, 2024



ABSTRACT

The City of Quincy is following the path of financial prudence to ensure the effective usage and management of the available assets and resources to meet the goals and objectives of the City's Commissioners and City Management. The attached financial statements and reports tell the story and highlight the path the City of Quincy is following...

Marcia Carty, MS, CPA, CFF

Finance Director

FINANCIAL REPORTS

Prepared March 8, 2024

CITY OF QUINCY, FL
MONTHLY FINANCIAL REPORTS
THE FOUR MONTHS ENDED JANUARY 31, 2024

TABLE OF CONTENTS

Description of Report	Finance Personnel
❖ Overview	Marcia Carty
❖ Summary Report of Revenues & Expenses	Marcia Carty
❖ Comparative Operating Actual Revenues/Expens	Marcia Carty
❖ Projected Revenues & Expenses ending 09/30/24	Marcia Carty
❖ Statement of Operating Revenues	Amanda Matthews
❖ Statement of Operating Expenses	Amanda Matthews
❖ Debt Service Coverage Report	Marcia Carty
❖ Grant Report	Marcia Carty
❖ Utility Billing Report	Donna Reeves
❖ Electric Revenue Prior Year Analysis	Artenia Jones
❖ Electric Revenue Budget vs Actual Analysis	Artenia Jones
❖ Customer Service Receipts Collected	LaTrenda Gainous
❖ New Customers Report	LaTrenda Gainous
❖ Arrears Report	LaTrenda Gainous
❖ Purchase Power (Fuel) Adjustment Report	Amanda Matthews
❖ Net Metering Report	Amanda Matthews
❖ Disbursements Report	Amanda Matthews
❖ Budget Transfer Report	Marcia Carty
❖ Fixed Asset Purchases Report	Andrea Burks
❖ P-Card Report & Bank Statement	Amanda Matthews
❖ Bank Reconciliations & Statements	Amanda Matthews
○ Variance FY 2023 versus FY 2024	
○ Prior Month October 2023 versus November 2023	
○ Bank Reconciliations and Bank Statements	
○ Bank Accounts Spendable Type	

Note: All reports are reviewed and approved for release by the Finance Director

OVERVIEW OF THE FINANCIAL REPORTS

Overview of Monthly Financial Reports for January 31, 2024

By Finance Director Marcia Carty, CPA

For THE FOUR MONTHS ENDED JANUARY 31, 2024, the following should be noted:

1. Gross operating revenues generated for the above period were \$10,936,901, with \$4,195,445 from the general fund and \$6,741,456 from the enterprise fund, representing 30.6% of the budget for the year, \$35,710,198.
2. Total operating expenses equaled \$9,969,833, of which \$3,363,276 was disbursed from governmental fund and \$6,606,557 from enterprise fund, representing 27.9% of total budget of \$35,710,198.
3. Net operating results for the City of Quincy were \$967,068, with grants results netted to zero. Net results for governmental funds were a profit of \$832,169 and Enterprise Funds were \$134,899.
4. January 2024 revenues were \$704,210 more than last year January 2023, and expenses are \$1,543,270 less than January 2023, with a net difference of \$1,092,657 more than prior year.
5. Projected revenues for the year ending 09/30/2024 are \$2,415,031, projected expenses of \$32,182,130, with a net expected income of \$232,900.
6. The debt service coverage rate is greater than 1.0; currently equaling 2.77 of modified operating income.
7. Grant budget is \$3,467,208 for both revenues and expenses. Actual revenues equal \$94,959 and expenses were \$94,959.
8. Cycle One number of bills increased by 10, and estimated bills increased by 27. Utility billing and fuel adjustment increased by \$215,478 for Cycle One, when compared to December 2023, and decreased by \$90,147, when compared to January 2024.
9. Cycle Two number of bills decreased by 10 and estimated bills increased by 10. Utility billing and fuel adjustment increased by \$137,632 when compared to December 2023 and decreased by \$96,933, when compared to January 2023.
10. Year-to-date, utility revenues for the period ended January 31, 2024, Electric Utility billing is \$1,556,663 or 28% less than the prior year, due to reduction in residential, commercial, and industrial utility sales. Actual revenues, year-to-date, are less than the budget by \$997,317 or 20%.
11. Monthly receipts collected by the Customer Service Division equaled \$1,594,548, which is \$478,901 than the prior month's receipts of 2,073,449. \$1,085,229 is directly related to Utility Billing payments.
12. There were 41 new accounts set up by the Customer Service Department.
13. The Arrears Report reflects an outstanding amount of \$177,884, which is a decrease of \$8,832 from the prior month's balance of \$186,716.
14. For November 2023, purchase power adjustment (fuel) rate adjustment increased by .0154, from .0079 in December 2023 to .0233 in January 2024.
15. The calculated Net Meter rate for November 2023 increased by .00143 from (.02591) to (.02448), when compared to October 2023.
16. Total disbursements approximated \$2.124 million, paid with 490 checks, NODs, and ACHs.
17. Budget transfers are being executed only as required to continue daily operations, and for the month of January 2024, equaled \$110,121. Police department transferred 106,455 from salaries

to operating expenses.

18. Year-to date as of November 2023, operating fixed asset purchases were \$297,458 or 24% budgeted amount of \$1,177,076), of which CRA actual capital outlay was \$198,155 and operating was \$81,303.
19. P-card purchases for the month of May 2023 were \$4,101.27. The \$1,500 threshold was exceeded by the Police Department (with justification).

Items of Concern –

- Operating cash has increased when compared to December 2023, by \$226,926; and increased by \$81,544, when compared to the prior year (January 2023).
- Management of FEMA potential reimbursements is a priority and still needs to be addressed with the FEMA consultant.
- Less revenues are being earned, and costs are being reduced as well.
- Staff and the consultant are preparing for the audit.

Highlight – Consideration should be extended to the amount of the transfers from the Enterprise funds to the General fund. The amounts should be reduced by at least \$175,000 monthly preliminarily (this was completed for the four months ended January 2024).

Conclusion – Cash management and grant maximization are the two strategic tools which are being implemented during this fiscal year, combined with strict adherence to purchasing policies. Purchase orders must be issued before invoices are created or obligations incurred as we achieve the fiscal viability goals of the City of Quincy, Florida.

Prepared by

Marcia G. Carty

Marcia G. Carty, CPA, CGFO
Municipal Financial Consultant

SUMMARY REPORT OF REVENUES AND EXPENSES
THE FOUR MONTHS ENDED JANUARY 31, 2024

CITY OF QUINCY, FL
SUMMARY REPORT OF REVENUES AND EXPENSES
FOR THE FOUR MONTHS ENDED JANUARY 31, 2023

ACCOUNT DESCRIPTION	FY 2024 OPERATING BUDGET	FY 2024 FOUR MONTHS YTD OPERATING ACTUAL	VARIANCE OF BUDGET VS ACTUAL	YTD % (33.3%)
GOVERNMENTAL REVENUES	\$12,292,726	\$4,195,445	-\$8,097,281	34.1%
GOVERNMENTAL FUNDS EXPENSES	-\$12,292,726	-\$3,363,276	\$8,929,450	-27.4%
NET GOVERNMENTAL FUND RESULTS	\$0	\$832,169	\$832,169	6.8%
TOTAL ENTERPRISE FUND REVENUES	\$23,417,472	\$6,741,456	-\$16,676,016	28.8%
TOTAL ENTERPRISE FUND EXPENSES	-\$23,417,472	-\$6,606,557	\$16,810,915	-28.2%
NET ENTERPRISE FUND RESULTS	\$0	\$134,899	\$134,899	0.6%
TOTAL OPERATING REVENUES	\$35,710,198	\$10,936,901	-\$24,773,297	30.6%
TOTAL OPERATING EXPENSES	-\$35,710,198	-\$9,969,833	\$25,740,365	-27.9%
NET TOTAL OPERATING RESULTS	\$0	\$967,068	\$967,068	2.7%
GRANT REVENUES	\$3,467,208	\$94,959	\$3,372,249	
GRANT EXPENSES	-\$3,467,208	-\$94,959	-\$3,372,249	
NET GRANT OPERATIONS	\$0	\$0	\$0	0.0%
CITYWIDE TOTAL REVENUES	\$39,177,406	\$11,031,860	-\$28,145,546	28.2%
CITYWIDE TOTAL EXPENSES	-\$39,177,406	-\$10,064,792	\$29,112,614	-25.7%
NET CITYWIDE TOTAL OPERATIONS	\$0	\$967,068	\$967,068	2.5%

HIGHLIGHTS

Governmental revenues are more than 33.3%, at 34.1%; and governmental expenses are less than 33.3% by 6.9%, indicating that management is maintaining cost within the limits of revenues.

Enterprise fund expenses is 5.1% less than 33.3%, by reducing electric fund transfers by \$700,000 year-to-date. This is reflective of management spending within the limits of revenues earned.

**COMPARATIVE OPERATING ACTUAL
REVENUES/EXPENSES - THE FOUR MONTHS ENDED
JANUARY 31, 2024, VERSUS JANUARY 31, 2023**

**CITY OF QUINCY, FL
COMPARATIVE OPERATING REVENUES AND EXPENSES
FOR THE FOUR MONTHS ENDED JANUARY 31, 2024**

ACCOUNT DESCRIPTION	FY 2024 FOUR MONTHS ENDED 01/31/2024 ACTUAL	FY 2023 FOUR MONTHS ENDED 01/31/2023 ACTUAL	VARIANCE BETWEEN FY 2023 AND FY 2024	% OF VARIANCE
REVENUES				
Governmental	\$4,195,445	\$3,491,235	\$704,210	-83.9%
Enterprise	6,741,456	8,284,726	(1,543,270)	183.9%
Total Revenues	\$10,936,901	\$11,775,961	(\$839,060)	100.0%
EXPENDITURES				
Personnel	\$2,624,552	\$2,844,239	(\$219,687)	26.2%
Contractual Services	604,676	681,219	(76,543)	9.1%
Professional Services	61,247	68,774	(7,527)	0.9%
Purchased Electric	2,048,738	2,790,994	(742,256)	88.5%
Purchased Gas	322,753	455,004	(132,251)	15.8%
Contingency/Reserves/ Parks & Facilities	23,822	4,209	19,613	-2.3%
Travel, Gas, Oil & Grease, Tires, Auto Parts & Repair	113,413	115,399	(1,986)	0.2%
Telephone	58,809	60,281	(1,472)	0.2%
Utilities	148,217	150,320	(2,103)	0.3%
Community Services	0	0	0	0.0%
Commercial & Residential Refuse	608,010	342,007	266,003	-31.7%
Insurance - Property Liability	592,102	481,461	110,641	-13.2%
Rentals, Repair & Maintenance	109,772	47,131	62,641	-7.5%
Yard Tipping Cost	35,515	23,704	11,811	-1.4%
Other Operating Expenses	45,301	94,261	(48,960)	5.8%
Training & Software	54,903	33,915	20,988	-2.5%
Office Supplies	4,324	9,439	(5,115)	0.6%
Operating Materials & Supplies	69,007	84,396	(15,389)	1.8%
Uniforms	38,622	50,041	(11,419)	1.4%
Athletic Supplies & Equipment	16,633	19,790	(3,157)	0.4%
Dues, Publications, Subscriptions & Memberships	56,127	31,191	24,936	-3.0%
Economic Environment & Development	0	329,224	(329,224)	39.2%
Other Operating Expenses - IT Support	98,958	64,002	34,956	-4.2%
CRA Operations & Projects	204,826	116,561	88,265	-10.5%
Capital Expenditures	129,076	162,495	(33,419)	4.0%
Aid to Private Organizations	15,000	51,000	(36,000)	4.3%
Debt Service - Principal and Interest	621,693	705,916	(84,223)	10.0%
Transfers	1,072,519	1,829,226	(756,707)	90.2%
Business Activity - Enterprise	189,266	253,399	(64,133)	7.6%
Total Expenditures	9,967,881	11,899,598	(1,931,717)	230.2%
NET INCOME (LOSS)	\$969,020	-\$123,637	\$1,092,657	112.8%

**PROJECTED OPERATING ACTUAL
REVENUES/EXPENSES FOR THE TWELVE MONTHS
ENDING SEPTEMBER 30, 2024**

CITY OF QUINCY, FL
PROJECTED OPERATING REVENUES AND EXPENSES
FOR THE TWELVE MONTHS ENDING SEPTEMBER 30, 2024

REVENUES

Governmental	\$10,673,835
Enterprise	21,741,196
Total Revenues	<u>32,415,031</u>

EXPENDITURES

Personnel	8,661,022
Contractual Services	1,814,028
Professional Services	183,741
Purchased Electric	6,546,214
Purchased Gas	1,093,259
Contingency/Reserves/ Parks & Facilities	71,466
Travel, Gas, Oil & Grease, Tires, Auto Parts & Repair	340,240
Telephone	176,427
Utilities	444,651
Community Services	55,000
Commercial & Residential Refuse	1,824,030
Insurance - Property Liability	1,776,306
Rentals, Repair & Maintenance	329,316
Yard Tipping Cost	106,545
Other Operating Expenses	135,903
Training & Software	164,709
Office Supplies	12,972
Operating Materials & Supplies	207,021
Uniforms	115,866
Athletic Supplies & Equipment	49,899
Dues, Publications, Subscriptions & Memberships	168,381
Economic Environment & Development	429,500
Other Operating Expenses - IT Support	296,874
CRA Operations & Projects	614,478
Capital Expenditures	587,227
Aid to Private Organizations	45,000
Debt Service - Principal and Interest	1,491,708
Transfers	3,872,550
Business Activity - Enterprise	567,798
Total Expenditures	<u><u>32,182,130</u></u>
NET INCOME (LOSS)	<u><u>\$232,900</u></u>

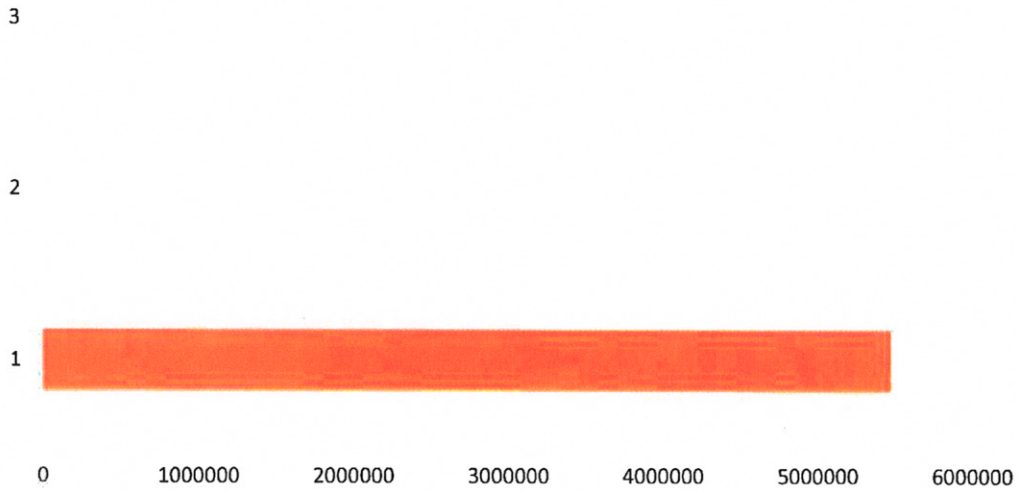
STATEMENT OF OPERATING REVENUES
THE FOUR MONTHS ENDED JANUARY 31, 2024

CITY OF QUINCY, FL
REVENUES CHART FOR THE FOUR MONTHS ENDED JANUARY 31, 2024

REVENUES

Governmental	\$4,195,445
Enterprise	<u>6,741,456</u>
Total Revenues	\$10,936,901

YTD REVENUES AS OF JANUARY 31, 2024



CITY OF QUINCY, FL
 OPERATING REVENUES FOR THE FOUR (4) MONTHS ENDED JANUARY 31, 2024 - BUDGET TO ACTUAL

ACCOUNT_#	ACCOUNT DESCRIPTION	ADOPTED BUDGET 2024	4 MONTHS YTD 2024	OVER (UNDER) ADJUSTED BUDGET	33.3% YTD %	PRIOR YTD 2023	PRIOR YTD 33.3% 2023
GOVERNMENTAL FUNDS							
	GEN FUND REV						
001-311-10000	CURRENT AD VALOREM TAX	1,987,282.00	1,446,262.00	541,019.74	73%	587,446.00	35 %
001-312-41000	SALES-LOCAL OPTION GAS TAX	231,972.00	43,188.00	188,784.20	19%	49,902.00	19 %
001-312-60000	LOCAL GOV INFRASTRUCTURE SURTA	834,604.00	233,491.00	601,112.92	28%	232,480.00	36 %
001-314-80000	UTILITY SERVICE TAX - PROPANE	6,109.00	1,570.00	4,538.64	26%	1,723.00	19 %
001-315-00000	COMMUNICATION SERVICES TAX	265,987.00	92,475.00	173,512.26	35%	85,528.00	34 %
001-321-10000	PROFESSIONAL & OCCUPATION LICE PERMITS	8,101.00	4,624.00	3,476.75	57%	5,101.00	20 %
001-322-10000	PERMITS	228,282.00	108,739.00	119,543.15	48%	49,943.00	26 %
001-329-10000	OTHER LICENSES, FEES & PERMITS	2,077.00	200.00	1,877.00	10%	575.00	33 %
001-329-20000	ANIMAL REGISTRATION FEES	310.00	-	310.00	0%	-	0 %
001-335-12000	STATE REVENUE SHARING PROCEEDS	440,533.00	143,945.00	296,588.08	33%	125,702.00	35 %
001-335-14000	STATE - MOBILE HOME LICENSE	2,444.00	1,255.00	1,188.63	51%	1,247.00	42 %
001-335-15000	STATE - ALCOHOLIC BEVERAGE LIC	14,895.00	2,869.00	12,026.18	19%	2,264.00	56 %
001-335-17000	STATE - D O T REIMBURSEMENT	332,820.00	7,404.00	325,416.17	2%	158,583.00	47 %
001-335-18000	STATE - HALF CENT SALES TAX	434,892.00	135,456.00	299,436.02	31%	137,869.00	34 %
001-335-23000	FIREFIGHTERS SUPP COMPENSATION	6,480.00	1,910.00	4,570.20	29%	-	0 %
001-335-41000	STATE - REBATE ON MUN VEH FUEL	9,959.00	2,911.00	7,047.68	29%	1,396.00	10 %
001-335-43000	STATE DEPARTMENT OF HIGHWAY PA	642.00	250.00	392.00	39%	275.00	29 %
001-340-21000	SERVICES - COUNTY FIRE PROTECT	501,268.00	121,672.00	379,596.00	24%	121,667.00	25 %
001-340-21500	SERVICES-FIRE INSPECTIONS	2,727.00	731.00	1,996.00	27%	400.00	7 %
001-347-20000	REVENUE - QPRD CONCESSIONS	11,000.00	163.00	10,837.30	1%	1,754.00	0 %
001-347-21000	REVENUE - BASEBALL	2,660.00	-	2,660.00	0%	-	0 %
001-347-22000	REVENUE - FOOTBALL	3,900.00	50.00	3,850.00	1%	7,806.00	78 %
001-347-23000	REVENUE - BASKETBALL	8,710.00	3,015.00	5,695.00	35%	4,490.00	77 %
001-347-25000	REVENUE - CHEERLEADING	6,000.00	-	6,000.00	0%	-	0 %
001-347-27000	REVENUE - OTHER ACTIVITY FEES	9,200.00	-	9,200.00	0%	-	0 %
001-347-28000	REVENUE - TRACK & FIELD	3,700.00	-	3,700.00	0%	-	0 %
001-347-29000	REVENUE - KICKBALL	1,200.00	-	1,200.00	0%	-	0 %
001-347-30000	RENT ON FACILITIES	20,000.00	4,665.00	15,335.00	23%	8,039.00	27 %
001-347-41000	REVENUE - POOL ADMISSION FEES	2,805.00	-	2,805.00	0%	-	0 %

CITY OF QUINCY, FL
 OPERATING REVENUES FOR THE FOUR (4) MONTHS ENDED JANUARY 31, 2024 - BUDGET TO ACTUAL

ACCOUNT_#	ACCOUNT DESCRIPTION	ADOPTED BUDGET 2024	4 MONTHS YTD 2024	OVER_(UNDER) ADJUSTED BUDGET	33.3% YTD %	PRIOR YTD 2023	PRIOR YTD 33.3% 2023
001-347-50000	COKE FUND REVENUE	531.00	-	531.00	0%	224.00	75 %
001-359-10000	OTH FINES & FORFEITS	52,905.00	9,002.00	43,903.43	17%	15,622.00	31 %
001-359-20000	CODE ENFORCEMENT FINES	6,674.00	1,050.00	5,624.00	16%	5,400.00	22 %
001-361-10000	INTEREST INC ON INVESTMENTS	-	7,001.00	(7,000.63)	100%	-	0 %
001-361-15000	INTEREST INC ON BANK ACCT	2,148.00	1,777.00	371.21	83%	-	0 %
001-364-11000	SALE OF LAND - HILLCREST CEMET	7,750.00	2,591.00	5,158.55	33%	5,784.00	22 %
001-364-12000	SALE OF LAND - SUNNYVALE CEMET	46,929.00	12,379.00	34,550.45	26%	14,570.00	32 %
001-369-90000	OTHER MISCELLANEOUS REVENUES	66,986.00	86,099.00	(19,113.48)	129%	27,747.00	35 %
001-369-90100	GULF BREEZE INTERLOCAL AGREEME	-	54,766.00	(54,766.00)	100%	-	0 %
001-369-92000	CRA Administrative Fees	20,000.00	6,671.00	13,329.32	33%	6,671.00	33 %
001-369-95000	Insurance Proceeds	2,000.00	-	2,000.00	0%	1,551.00	26 %
001-369-96000	DONATIONS	300.00	500.00	(200.00)	167%	250.00	0 %
001-382-10000	CONTRIBUTION FR INTER OPER-ELE	3,949,918.00	1,316,639.00	2,633,278.68	33%	1,536,752.00	33 %
001-382-20000	CONTRIBUTION FR INTER OPER-GAS	303,737.00	101,246.00	202,491.32	33%	47,517.00	33 %
001-382-30000	CONTRIBUTION FR INTER OPER-WAT	622,465.00	207,488.00	414,976.68	33%	137,895.00	33 %
001-382-40000	CONTRIBUTION FR INTER OPER-REF	162,384.00	54,128.00	108,256.00	33%	69,890.00	33 %
001-382-50000	CONTRIBUTION FR INTER OPER-SEW	234,053.00	78,018.00	156,035.32	33%	37,172.00	33 %
001-389-00000	USE OF FUND BALANCE	400,021.00	-	400,021.00	0%	-	0 %
	TOTAL GENERAL FUND REVS	11,259,360.00	4,296,200.00	6,963,160.77	38%	3,491,235.00	32 %
	COMMUNITY REDEVELOPMENT FUND						
002-341-00000	CRA TIF COUNTY FUNDS	603,770.00	599,245.00	4,524.68	99%	-	0 %
002-341-10000	CRA TIF CITY FUNDS	429,596.00	-	429,596.00	0%	328,544.00	102 %
002-361-10000	INTEREST REVENUE	-	-	-	0%	196.00	196 %
	TOTAL CRA REVENUE	1,033,366.00	599,245.00	434,120.68	58%	328,740.00	8 %
	TOTAL GOVERNMENTAL	12,292,726.00	4,895,445.00	7,397,281.45	40%	3,819,975.00	
	BUSINESS ACTIVITY AND CUSTOMER						
400-369-90000	MISCELLANEOUS REVENUE	-	1,777.00	(1,776.79)	100%	-	0 %
400-381-10000	INTERFUND TRANSFER	567,803.00	189,268.00	378,535.32	33%	253,399.00	33 %
	TOTAL BUSINESS ACTIVITY	567,803.00	191,045.00	376,758.53	34%	253,399.00	

CITY OF QUINCY, FL
 OPERATING REVENUES FOR THE FOUR (4) MONTHS ENDED JANUARY 31, 2024 - BUDGET TO ACTUAL

ACCOUNT #	ACCOUNT DESCRIPTION	ADOPTED BUDGET 2024	4 MONTHS YTD 2024	OVER (UNDER) ADJUSTED BUDGET	33.3% YTD %	PRIOR YTD 2023	PRIOR YTD 33.3% 2023
	ENTERPRISE FUND REVENUES						
	SEWER						
402-343-10000	SALES	2,068,133.00	728,374.00	1,339,758.88	35%	640,445.00	32 %
402-343-16000	CONNECTIONS	7,956.00	588.00	7,368.00	7%	1,764.00	21 %
402-343-17000	FORFEITED DISCOUNTS - PENALTIE	29,884.00	11,016.00	18,867.61	37%	9,823.00	32 %
402-343-19000	CUT ON/OFF FEES	104.00	-	104.00	0%	-	0 %
402-343-27000	MISCELLANEOUS CHARGES	4,181.00	-	4,181.00	0%	3,399.00	1245 %
402-343-50000	SEWER SURCHARGE O/S	62,744.00	20,342.00	42,402.17	32%	21,242.00	41 %
402-361-10000	INTEREST REVENUE	2,730.00	1,777.00	952.96	65%	384.00	90 %
402-369-90000	OTHER MISCELLANEOUS REVENUE	8,222.00	-	8,222.00	0%	6,652.00	0 %
	TOTAL SEWER REV	2,183,954.00	762,097.00	1,421,856.62	35%	683,709.00	26 %
	ELECTRIC						
403-343-11000	RESIDENTIAL SALES	5,472,206.00	1,677,195.00	3,795,011.25	31%	1,899,312.00	32 %
403-343-12000	COMMERCIAL SALES	6,972,186.00	1,712,172.00	5,260,013.81	25%	2,512,416.00	31 %
403-343-13000	INDUSTRIAL SALES	1,819,570.00	427,832.00	1,391,737.84	24%	626,139.00	33 %
403-343-14000	STREET LIGHTING SALES	48,985.00	13,648.00	35,336.77	28%	17,808.00	25 %
403-343-15000	INTERDEPARTMENTAL SALES	236,594.00	67,467.00	169,126.99	29%	80,077.00	21 %
403-343-16000	CONNECTIONS	124,801.00	-7,456	132,256.50	-6%	1,898.00	3 %
403-343-16500	Hurricane Michael Surcharge	-	-	-	0%	302,578.00	77 %
403-343-17000	FORFEITED DISCOUNTS - PENALTIE	197,198.00	64,304.00	132,893.74	33%	86,154.00	35 %
403-343-18500	SPECIAL PROJECT - MATERIAL SAL	1,000.00	-	1,000.00	0%	84.00	0 %
403-343-19000	CUT ON/OFF FEES	7,169.00	4,184.00	2,985.00	58%	1,615.00	14 %
403-343-24000	TRANSFORMER RENT	8,713.00	2,820.00	5,893.40	32%	2,820.00	33 %
403-343-27000	MISCELLANEOUS CHARGES	15,000.00	1,993.00	13,007.48	13%	(1,718.00)	24-%
403-343-29000	POLE RENT-CABLEVISION	24,512.00	19,832.00	4,680.00	81%	-	0 %
403-343-90000	MISCELLANEOUS REVENUES	3,243.00	982.00	2,260.56	30%	1,268.00	6 %
403-361-10000	INTEREST REVENUE	5,255.00	2,026.00	3,228.55	39%	1,685.00	120 %
403-369-90000	MISCELLANEOUS REVENUES	20,325.00	1,648.00	18,676.97	8%	12,796.00	177 %
	TOTAL ELECTRIC REV	14,956,757.00	3,996,103.00	10,968,108.86	27%	5,544,932.00	31 %
	WATER						
404-343-10000	SALES	1,756,002.00	577,931.00	1,178,071.36	33%	580,500.00	34 %

CITY OF QUINCY, FL
 OPERATING REVENUES FOR THE FOUR (4) MONTHS ENDED JANUARY 31, 2024 - BUDGET TO ACTUAL

ACCOUNT_#	ACCOUNT DESCRIPTION	ADOPTED BUDGET 2024	4 MONTHS YTD 2024	OVER (UNDER) ADJUSTED BUDGET	33.3% YTD %	PRIOR YTD 2023	PRIOR YTD 2023
404-343-15000	INTERDEPARTMENTAL SALES	63,935.00	22,143.00	41,791.88	35%	19,691.00	25%
404-343-16000	CONNECTIONS	13,185.00	32,425.00	(19,240.14)	246%	2,901.00	10%
404-343-17000	FORFEITED DISCOUNTS-PENALTIES	25,737.00	9,925.00	15,812.00	39%	9,050.00	29%
404-343-19000	CUT ON/OFF FEES	-	85.00	(85.00)	100%	-	0%
404-343-27000	MISCELLANEOUS CHARGES	48,136.00	24,118.00	24,018.40	50%	19,690.00	82%
404-343-30000	WATER SURCHARGE O/S	99,413.00	33,153.00	66,259.51	33%	34,166.00	36%
404-361-10000	INTEREST REVENUE	20,880.00	9,373.00	11,507.03	45%	5,297.00	45%
	TOTAL WATER REV	2,027,288.00	709,153.00	1,318,135.04	35%	671,295.00	31%
	GAS						
405-343-10000	GAS SALES	1,438,967.00	425,703.00	1,013,264.11	30%	508,634.00	28%
405-343-15000	GAS INTERDEPARTMENTAL SALES	8,596.00	2,582.00	6,014.30	30%	3,459.00	37%
405-343-16000	GAS CONNECTIONS	1,614.00	-	1,614.00	0%	388.00	11%
405-343-17000	GAS FORFEITED DISCS-PENALTIES	17,719.00	4,717.00	13,001.97	27%	6,101.00	19%
405-343-27000	GAS OTHER CHARGES	500.00	(13.00)	512.64	-3%	250.00	0%
405-361-10000	INTEREST REVENUE	2,613.00	1,777.00	836.21	68%	306.00	383%
405-369-90000	MISCELLANEOUS REVENUE	208,449.00	1,346.00	207,102.57	1%	21,553.00	15%
	TOTAL GAS REV	1,678,458.00	436,112.00	1,242,345.80	26%	540,691.00	26%
	REFUSE						
406-343-11000	RESIDENTIAL SALES	772,136.00	249,644.00	522,491.93	32%	248,427.00	32%
406-343-12000	COMMERCIAL SALES	618,863.00	211,366.00	407,496.87	34%	196,343.00	36%
406-343-15000	YARD TRASH COLLECTION	147,561.00	47,481.00	100,079.63	32%	47,621.00	32%
406-343-17000	FORFEITED DISCOUNTS-PENALTIES	20,638.00	6,767.00	13,871.32	33%	7,460.00	37%
406-361-10000	INTEREST REVENUE	2,147.00	1,777.00	370.21	83%	-	0%
	TOTAL REFUSE REV	1,561,345.00	517,035.00	1,044,309.96	33%	499,851.00	33%
	LANDFILL						
407-343-44000	GARBAGE TIPPING FEES	85,098.00	12,404.00	72,694.14	15%	26,852.00	18%
407-361-10000	INTEREST INCOME	2,138.00	1,777.00	361.21	83%	-	0%
407-381-00010	Non-Operating Transfer	45,000.00	15,000.00	30,000.00	33%	-	0%
	TOTAL LANDFILL REV	132,236.00	29,181.00	103,055.35	22%	26,852.00	18%

CITY OF QUINCY, FL
 OPERATING REVENUES FOR THE FOUR (4) MONTHS ENDED JANUARY 31, 2024 - BUDGET TO ACTUAL

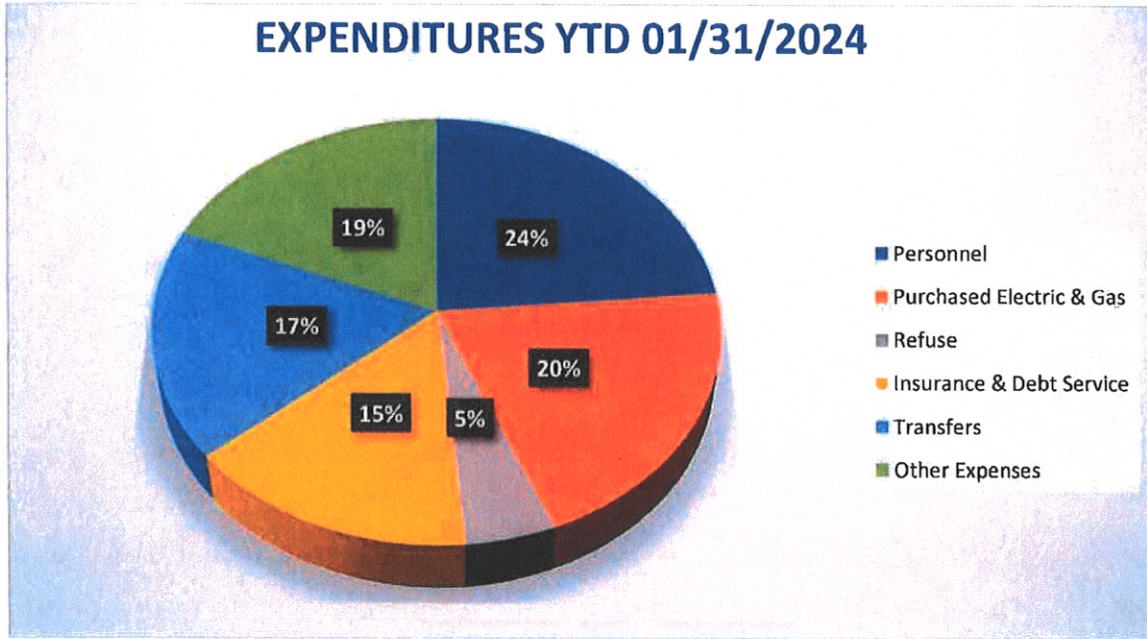
ACCOUNT #	ACCOUNT DESCRIPTION	ADOPTED BUDGET 2024	4 MONTHS YTD 2024	OVER (UNDER) ADJUSTED BUDGET	33.3% YTD %	PRIOR YTD 2023	PRIOR YTD 2023 %
	TELECOMMUNICATION						
508-381-00010	Non-Operating Transfer	299,631.00	95,619.00	204,012.36	32%	60,663.00	33 %
508-381-10000	INTERFUND TRANSFER FROM GENERA	5,000.00	1,667.00	3,333.32	33%	1,667.00	33 %
508-381-30000	INTERFUND TRANSFER FROM CRA	5,000.00	1,667.00	3,333.32	33%	1,667.00	33 %
508-389-00000	OTHER REVENUE	-	1,777.00	(1,776.84)	100%	-	0 %
	TOTAL TELECOMMUNICATIONS REV	309,631.00	100,730.00	208,902.16	33%	63,997.00	33 %
	TOTAL ENTERPRISE FND REVS	23,417,472.00	6,741,456.00	16,683,472.32	29%	8,284,726.00	30 %
	TOTAL REVENUES	35,710,198.00	11,636,901.00	24,080,753.77	33%	12,104,701.00	28 %

STATEMENT OF OPERATING EXPENSES
THE FOUR MONTHS ENDED JANUARY 31, 2024

CITY OF QUINCY, FL
EXPENDITURES CHART FOR THE FOUR MONTH ENDED JANUARY 31, 2024

EXPENDITURES

Personnel	\$2,624,552
Purchased Electric & Gas	2,371,491
Refuse	608,010
Insurance & Debt Service	1,213,795
Transfers	1,261,785
Other Expenses	1,888,248
Total Expenditures	<u>\$9,967,881</u>



CITY OF QUINCY, FL
 OPERATING EXPENSES FOR THE FOUR (4) MONTHS ENDED JANUARY 31, 2024 - BUDGET TO ACTUAL

G/L_ACCT #	ACCOUNT DESCRIPTION	FY 2024 OPERATING BUDGET	FY 2024 4 MONTHS YTD OPERATING ACTUAL	FY 2024 OPERATING BUDGET BALANCE	FY 2024 4 MONTHS YTD OPERATING 33.3%	FY 2023 4 MONTHS YTD OPERATING ACTUAL	YTD 33.3% 2023
GENERAL FUND EXPENSES							
	CITY COMMISSION						
001-110-511-10110	SALARIES & WAGES	84,599.00	24,404.00	60,195.00	29%	53,250.00	35.94 %
001-110-511-10210	FICA TAXES	6,472.00	1,765.00	4,707.00	27%	3,921.00	35.84 %
001-110-511-10220	RETIREMENT CONTRIBUTIONS	10,152.00	2,929.00	7,223.00	29%	6,390.00	35.82 %
001-110-511-10230	LIFE & HEALTH INSURANCE	12,785.00	4,262.00	8,523.00	33%	6,429.00	39.79 %
001-110-511-30343	PROFESSIONAL SERVICES	30,000.00	7,275.00	22,725.00	24%	350.00	0.92 %
001-110-511-30434	SENIOR SERVICES	569.17	569.17	-	100%	1,874.00	11.94 %
001-110-511-30437	COMMUNITY EVENTS	9,430.83	-	9,430.83	0%	-	0.00 %
001-110-511-30491	OTHER EXPENSES	-	-	-	0%	2,917.00	10.20 %
001-110-511-31000	OTHER OPERATING IT SUPPORT	9,500.00	3,167.00	6,333.00	33%	3,167.00	33.33 %
001-110-511-80820	AID TO PRIVATE ORGANIZATIONS	15,000.00	15,000.00	-	100%	51,000.00	73.58 %
001-110-519-30410	TELEPHONE	2,970.00	1,421.00	1,549.00	48%	-	0.00 %
001-110-519-30500	LEGAL ADS & RECORDINGS	3,200.00	300.00	2,900.00	9%	-	0.00 %
	TOTAL CITY COMMISSION	184,678.00	61,092.17	123,585.83	33%	129,298.00	34.00-%
	CITY MANAGER						
001-160-512-10110	SALARIES & WAGES	110,000.00	32,272.00	77,728.00	29%	32,528.00	29.35 %
001-160-512-10120	REGULARY SALARIES & WAGES	3,540.00	1,054.00	2,486.00	30%	940.00	26.63 %
001-160-512-10210	FICA TAXES	8,686.00	2,584.00	6,102.00	30%	2,501.00	28.38 %
001-160-512-10220	RETIREMENT CONTRIBUTIONS	13,625.00	3,930.00	9,695.00	29%	4,146.00	29.74 %
001-160-512-10230	LIFE & HEALTH INSURANCE	30,200.00	9,457.00	20,743.00	31%	9,516.00	33.54 %
001-160-512-30341	CONTRACTUAL SERVICES	11,402.97	30.00	11,372.97	0%	5,000.00	57.60 %
001-160-512-30343	PROFESSIONAL SERVICES	4,500.00	911.00	3,589.00	20%	-	0.00 %
001-160-512-30402	TRAVEL EXPENSE	1,350.00	-	1,350.00	0%	-	0.00 %
001-160-512-30403	GAS	4,500.00	2,127.00	2,373.00	47%	2,448.00	43.82 %
001-160-512-30410	TELEPHONE	8,000.00	3,106.00	4,894.00	39%	2,797.00	32.36 %
001-160-512-30461	REPAIR & MAINTENANCE OFFICE EQ	2,700.00	2,511.00	189.00	93%	-	0.00 %
001-160-512-30491	OTHER OPERATING EXPENSE	2,797.03	2,797.00	0.03	100%	7,132.00	81.60 %
001-160-512-30511	OFFICE SUPPLIES GENERAL	2,650.00	294.00	2,356.00	11%	123.00	7.63 %
001-160-512-31000	OTHER OPERATING EXP - IT SUPPO	9,500.00	3,167.00	6,333.00	33%	3,167.00	33.33 %
	TOTAL CITY MANAGER	213,451.00	64,240.00	149,211.00	30%	70,298.00	30.00-%
	CITY ATTORNEY						

CITY OF QUINCY, FL
 OPERATING EXPENSES FOR THE FOUR (4) MONTHS ENDED JANUARY 31, 2024 - BUDGET TO ACTUAL

G/L ACCT #	ACCOUNT DESCRIPTION	FY 2024 OPERATING BUDGET	FY 2024 4 MONTHS YTD OPERATING ACTUAL	FY 2024 OPERATING BUDGET BALANCE	FY 2024 4 MONTHS YTD OPERATING 33.3%	FY 2023 4 MONTHS YTD OPERATING ACTUAL	YTD 33.3% 2023
001-120-514-30341	CONTRACTUAL SERVICES	250,000.00	69,933.00	180,067.00	28%	149,420.00	42.18 %
001-120-514-30402	TRAVEL	1,000.00	-	1,000.00	0%	-	0.00 %
001-120-514-30491	OTHER OPERATING EXPENSE	500.00	-	500.00	0%	-	0.00 %
	TOTAL CITY ATTORNEY	251,500.00	69,933.00	181,567.00	28%	149,420.00	39.00-%
	CITY CLERK						
001-130-519-10110	SALARIES & WAGES	55,460.00	16,507.00	38,953.00	30%	16,428.00	29.39 %
001-130-519-10210	FICA TAXES	4,243.00	1,303.00	2,940.00	31%	1,298.00	29.42 %
001-130-519-10220	RETIREMENT CONTRIBUTIONS	6,655.00	1,920.00	4,735.00	29%	1,910.00	28.74 %
001-130-519-10230	LIFE & HEALTH INSURANCE	2,200.00	586.00	1,614.00	27%	588.00	32.66 %
001-130-519-30341	CONTRACTUAL SERVICES	2,217.00	30.00	2,187.00	1%	-	0.00 %
001-130-519-30343	PROFESSIONAL SERVICES	2,866.00	-	2,866.00	0%	-	0.00 %
001-130-519-30402	TRAVEL EXPENSE	1,000.00	-	1,000.00	0%	-	0.00 %
001-130-519-30410	TELEPHONE	6,000.00	2,604.00	3,396.00	43%	2,487.00	34.64 %
001-130-519-30461	REPAIR & MAINT - OFFICE EQUIPM	1,440.00	637.00	803.00	44%	-	0.00 %
001-130-519-30491	OTHER OPERATING EXPENSE	6,300.00	1,727.00	4,573.00	27%	471.00	7.97 %
001-130-519-30493	TRAINING	540.00	-	540.00	0%	-	0.00 %
001-130-519-30500	LEGAL ADS AND RECORDING FEES	5,000.00	-	5,000.00	0%	-	0.00 %
001-130-519-30511	OFFICE SUPPLIES-GENERAL	540.00	-	540.00	0%	137.00	22.82 %
001-130-519-31000	OTHER OPERATING EXP - IT SUPPO	5,000.00	1,667.00	3,333.00	33%	1,667.00	33.33 %
	TOTAL CITY CLERK	99,461.00	26,981.00	72,480.00	27%	24,986.00	28.00-%
	NON-DEPARTMENTAL						
001-001-519-30320	ACCOUNTING & AUDITING SERVICES	35,357.00	4,800.00	30,557.00	14%	-	0.00 %
001-001-519-30341	CONTRACTUAL SERVICES	25,000.00	23,857.00	1,143.00	95%	-	0.00 %
001-001-519-30342	RECORDING OF THE COMMISSION MT	41,035.00	12,000.00	29,035.00	29%	12,000.00	25.00 %
001-001-519-30343	PROFESSIONAL SERVICES	2,700.00	98.00	2,602.00	4%	156.00	7.22 %
001-001-519-30410	TELEPHONE	2,173.00	541.00	1,632.00	25%	908.00	38.58 %
001-001-519-30440	SUMMER YOUTH WORK PROGRAM	24,000.00	-	24,000.00	0%	-	0.00 %
001-001-519-30451	INSURANCE	750,000.00	327,123.00	422,877.00	44%	283,164.00	41.35 %
001-001-519-30462	REPAIR & MAINT. - EQUIPMENT &	1,953.00	1,396.00	557.00	71%	-	0.00 %
001-001-519-30465	COPIER PAYMENT	601.00	-	601.00	0%	451.00	99.91 %
001-001-519-30491	OTHER OPERATING EXPENSE	18,425.00	18,424.00	1.00	100%	33,023.00	57.82 %
001-001-519-30512	POSTAGE	2,777.00	419.00	2,358.00	15%	1,772.00	43.98 %
001-001-519-70730	TRANSFER DEBT SVC CAP IMP BOND	358,234.00	117,500.00	240,734.00	33%	120,000.00	33.33 %
001-001-519-70731	HONEWELL LOAN PRINCIPAL	-	-	-	0%	8,460.00	49.42 %

CITY OF QUINCY, FL
 OPERATING EXPENSES FOR THE FOUR (4) MONTHS ENDED JANUARY 31, 2024 - BUDGET TO ACTUAL

G/L_ACCT #	ACCOUNT DESCRIPTION	FY 2024 OPERATING BUDGET	FY 2024 4 MONTHS YTD OPERATING ACTUAL	FY 2024 OPERATING BUDGET BALANCE	FY 2024 4 MONTHS YTD OPERATING 33.3%	FY 2023 4 MONTHS YTD OPERATING ACTUAL	YTD 33.3%
001-001-519-70732	HONEYWELL LOAN INTEREST	-	-	-	0%	397.00	66.41 %
001-001-519-90000	TRANSFER TO INTERNAL SERVICE F	5,000.00	1,667.00	3,333.00	33%	1,667.00	33.33 %
001-001-552-30645	CRA TIF: ECONOMIC ENVIRON.	429,596.00	-	429,596.00	0%	328,544.00	99.99 %
	TOTAL NON-DEPARTMENTAL	1,696,851.00	507,825.00	1,189,026.00	30%	790,542.00	50.00-%
	PERSONNEL						
001-260-513-10110	EXE SALARIES & WAGES	65,000.00	19,291.00	45,709.00	30%	19,291.00	29.43 %
001-260-513-10120	REGULAR SALARIES & WAGES	88,745.00	26,249.00	62,496.00	30%	27,205.00	30.10 %
001-260-513-10210	FICA TAXES	11,762.00	3,137.00	8,625.00	27%	3,239.00	29.76 %
001-260-513-10220	RETIREMENT CONTRIBUTIONS	18,449.00	5,322.00	13,127.00	29%	5,475.00	29.43 %
001-260-513-10230	LIFE & HEALTH INSURANCE	28,800.00	9,279.00	19,521.00	32%	9,475.00	34.88 %
001-260-513-30314	PSYCHIATRIC EVALUATIONS	5,625.00	250.00	5,375.00	4%	480.00	10.93 %
001-260-513-30315	EMPLOYEE QUALITY OF LIFE	12,600.00	1,225.00	11,375.00	10%	1,225.00	24.74 %
001-260-513-30341	CONTRACTUAL SERVICES	9,000.00	1,120.00	7,880.00	12%	1,545.00	16.26 %
001-260-513-30343	PROFESSIONAL SERVICES	9,000.00	850.00	8,150.00	9%	898.00	8.58 %
001-260-513-30345	VOLUNTEER SERVICES PROGRAM EXP	-	975.00	(975.00)	100%	-	0.00 %
001-260-513-30402	TRAVEL EXPENSE	900.00	-	900.00	0%	-	0.00 %
001-260-513-30410	TELEPHONE	9,000.00	3,415.00	5,585.00	38%	3,172.00	30.39 %
001-260-513-30461	REPAIR AND MAINTENANCE OFFICE	225.00	221.00	4.00	98%	-	0.00 %
001-260-513-30491	OTHER OPERATING EXPENSE	2,250.00	-	2,250.00	0%	169.00	23.56 %
001-260-513-30493	TRAINING	1,800.00	-	1,800.00	0%	-	0.00 %
001-260-513-30511	OFFICE SUPPLIES GENERAL	900.00	92.00	808.00	10%	-	0.00 %
001-260-513-30540	PUBLICATIONS, SUBSCRIP.& MEMBE	16,650.00	13,844.00	2,806.00	83%	-	0.00 %
001-260-513-31000	OTHER OPERATING EXP - IT SUPPO	9,500.00	3,167.00	6,333.00	33%	3,167.00	33.33 %
	TOTAL PERSONNEL	290,206.00	88,437.00	201,769.00	30%	75,341.00	28.00-%
	FINANCE						
001-271-513-10110	EXE SALARIES & WAGES	26,111.00	-	26,111.00	0%	7,448.00	28.37 %
001-271-513-10120	REGULAR SALARIES & WAGES	58,172.00	17,215.00	40,957.00	30%	13,948.00	21.03 %
001-271-513-10140	OVERTIME	500.00	-	500.00	0%	-	0.00 %
001-271-513-10210	FICA TAXES	6,486.00	1,203.00	5,283.00	19%	1,513.00	21.24 %
001-271-513-10220	RETIREMENT CONTRIBUTIONS	10,114.00	2,011.00	8,103.00	20%	2,512.00	22.49 %
001-271-513-10230	LIFE & HEALTH INSURANCE	12,700.00	3,548.00	9,152.00	28%	4,046.00	26.83 %
001-271-513-30343	PROFESSIONAL SERVICES	9,000.00	-	9,000.00	0%	250.00	1.35 %
001-271-513-30402	TRAVEL EXPENSE	1,350.00	-	1,350.00	0%	-	0.00 %
001-271-513-30410	TELEPHONE	6,000.00	2,843.00	3,157.00	47%	2,445.00	31.75 %

CITY OF QUINCY, FL
 OPERATING EXPENSES FOR THE FOUR (4) MONTHS ENDED JANUARY 31, 2024 - BUDGET TO ACTUAL

G/L_ACCT #	ACCOUNT DESCRIPTION	FY 2024 OPERATING BUDGET	FY 2024 4 MONTHS YTD OPERATING ACTUAL	FY 2024 OPERATING BUDGET BALANCE	FY 2024 4 MONTHS YTD OPERATING ACTUAL	FY 2024 4 MONTHS YTD OPERATING ACTUAL	FY 2023 4 MONTHS YTD OPERATING ACTUAL	YTD 33.3%
001-271-513-30440	EQUIPMENT RENTAL	450.00	-	450.00	-	0%	188.00	6.71 %
001-271-513-30461	REPAIR & MAINT OFFICE EQUIPMEN	900.00	202.00	698.00	202.00	22%	180.00	8.01 %
001-271-513-30465	COPIER LEASE	1,200.00	-	1,200.00	-	0%	451.00	37.55 %
001-271-513-30491	OTHER OPERATING EXPENSE	900.00	855.00	45.00	855.00	95%	598.00	59.83 %
001-271-513-30493	TRAINING	2,250.00	-	2,250.00	-	0%	-	0.00 %
001-271-513-30511	OFFICE SUPPLIES GENERAL	6,300.00	1,848.00	4,452.00	1,848.00	29%	3,092.00	38.89 %
001-271-513-30521	OPERATING SUPPLIES	1,350.00	-	1,350.00	-	0%	694.00	46.27 %
001-271-513-31000	OTHER OPERATING EXP - IT SUPPO	9,500.00	3,167.00	6,333.00	3,167.00	33%	3,167.00	33.33 %
	TOTAL FINANCE	153,283.00	32,892.00	120,391.00	32,892.00	21%	40,532.00	22.00-%
	GENERAL SERVICES ADM							
001-276-513-10120	REGULAR SALARIES & WAGES	50,003.00	14,965.00	35,038.00	14,965.00	30%	14,965.00	29.60 %
001-276-513-10210	FICA	3,826.00	1,088.00	2,738.00	1,088.00	28%	1,091.00	18.17 %
001-276-513-10220	RETIREMENT	6,000.00	1,731.00	4,269.00	1,731.00	29%	1,731.00	22.04 %
001-276-513-10230	LIFE & HEALTH INSURANCE	7,600.00	2,424.00	5,176.00	2,424.00	32%	2,331.00	28.77 %
001-276-513-30493	TRAINING	675.00	-	675.00	-	0%	-	0.00 %
001-276-513-30500	ADVERTISING	3,600.00	-	3,600.00	-	0%	-	0.00 %
	TOTAL GEN SERVICES ADM	71,704.00	20,208.00	51,496.00	20,208.00	28%	20,118.00	27.00-%
	LAW ENFORCEMENT ADM							
001-210-521-10110	EXE SALARIES & WAGES	74,999.00	22,895.00	52,104.00	22,895.00	31%	22,176.00	29.35 %
001-210-521-10120	REGULAR SALARIES & WAGES	188,160.00	58,623.00	129,537.00	58,623.00	31%	64,331.00	33.20 %
001-210-521-10130	OTHER SALARIES & WAGES	1,278.00	248.00	1,030.00	248.00	19%	458.00	52.58 %
001-210-521-10140	OVERTIME	500.00	407.00	93.00	407.00	81%	205.00	17.09 %
001-210-521-10150	SPEC PAY-INCENTIVE,HOLLV BUYB	2,000.00	260.00	1,740.00	260.00	13%	-	0.00 %
001-210-521-10210	FICA TAXES	20,421.00	6,126.00	14,295.00	6,126.00	30%	6,551.00	33.04 %
001-210-521-10220	RETIREMENT CONTRIBUTIONS	55,732.00	8,400.00	47,332.00	8,400.00	15%	22,845.00	52.47 %
001-210-521-10230	LIFE & HEALTH INSURANCE	29,333.00	13,829.00	15,504.00	13,829.00	47%	12,109.00	31.52 %
001-210-521-30341	CONTRACTUAL SERVICES	1,800.00	24.00	1,776.00	24.00	1%	280.00	0.94 %
001-210-521-30402	TRAVEL EXPENSE	1,350.00	-	1,350.00	-	0%	-	0.00 %
001-210-521-30403	GAS & DIESEL	10,900.00	10,884.00	16.00	10,884.00	100%	3,742.00	16.12 %
001-210-521-30404	OIL & GREASE	900.00	-	900.00	-	0%	-	0.00 %
001-210-521-30405	TIRES	450.00	-	450.00	-	0%	-	0.00 %
001-210-521-30406	VEHICLE PARTS ONLY	1,350.00	-	1,350.00	-	0%	-	0.00 %
001-210-521-30407	VEHICLE REPAIRS	900.00	-	900.00	-	0%	-	0.00 %
001-210-521-30410	TELEPHONE	60,000.00	14,283.00	45,717.00	14,283.00	24%	17,654.00	33.19 %

CITY OF QUINCY, FL
 OPERATING EXPENSES FOR THE FOUR (4) MONTHS ENDED JANUARY 31, 2024 - BUDGET TO ACTUAL

G/L ACCT #	ACCOUNT DESCRIPTION	FY 2024 OPERATING BUDGET	FY 2024 4 MONTHS YTD OPERATING ACTUAL	FY 2024 OPERATING BUDGET BALANCE	FY 2024 4 MONTHS YTD OPERATING ACTUAL	FY 2024 4 MONTHS YTD OPERATING ACTUAL	FY 2023 4 MONTHS YTD OPERATING ACTUAL	YTD 33.3% 2023
001-210-521-30430	UTILITIES	8,000.00	3,239.00	4,761.00	40%	2,469.00	41.22 %	
001-210-521-30464	REPAIRS & MAINTENANCE-RADIO	900.00	-	900.00	0%	-	0.00 %	
001-210-521-30491	OTHER OPERATING EXPENSE	1,800.00	11.00	1,789.00	1%	219.00	45.95 %	
001-210-521-30492	INVESTIGATIVE FUNDS	1,350.00	-	1,350.00	0%	-	0.00 %	
001-210-521-30493	TRAINING	1,350.00	-	1,350.00	0%	-	0.00 %	
001-210-521-30494	Software License	13,500.00	8,671.00	4,829.00	64%	16,971.00	100.00 %	
001-210-521-30511	OFFICE SUPPLIES-GENERAL	13,500.00	475.00	13,025.00	4%	2,443.00	33.45 %	
001-210-521-30521	OPERATING MATERIALS & SUPPLIES	900.00	-	900.00	0%	147.00	29.15 %	
001-210-521-30522	OPERATING SUPPLIES-UNIFORMS	1,350.00	-	1,350.00	0%	-	0.00 %	
001-210-521-30540	PUBLICATIONS, SUBSCRIP. & MEMB	900.00	-	900.00	0%	-	0.00 %	
001-210-521-31000	OTHER OPERATING EXP - IT SUPPO	9,500.00	3,167.00	6,333.00	33%	3,167.00	33.33 %	
001-210-521-60641	OFFICE FURNITURE & EQUIPMENT	1,800.00	-	1,800.00	0%	-	0.00 %	
	TOTAL LAW ENFORCEMENT ADM	504,932.00	151,542.00	353,390.00	30%	175,767.00	34.00-%	
	LAW ENFORCEMENT OPERATIONS							
001-220-521-10120	REGULAR SALARIES & WAGES	1,664,838.00	442,661.00	1,222,177.00	27%	446,651.00	29.67 %	
001-220-521-10130	OTHER SALARIES & WAGES - P/T	16,200.00	3,733.00	12,467.00	23%	3,703.00	35.26 %	
001-220-521-10140	OVERTIME	155,000.00	16,467.00	138,533.00	11%	47,243.00	31.95 %	
001-220-521-10150	SPEC PAY-INCENTIVE,HOL, LV BUY	20,000.00	3,513.00	16,487.00	18%	5,868.00	22.63 %	
001-220-521-10210	FICA TAXES	150,131.00	34,379.00	115,752.00	23%	36,862.00	29.60 %	
001-220-521-10220	RETIREMENT CONTRIBUTIONS	224,874.00	18,194.00	206,680.00	8%	118,289.00	33.09 %	
001-220-521-10230	LIFE & HEALTH INSURANCE	320,262.00	101,112.00	219,150.00	32%	108,791.00	35.21 %	
001-220-521-30341	CONTRACTURAL SERVICES	31,350.00	55.00	31,295.00	0%	235.00	6.39 %	
001-220-521-30402	TRAVEL EXPENSE	900.00	-	900.00	0%	-	0.00 %	
001-220-521-30403	GASOLINE & DIESEL	54,000.00	20,429.00	33,571.00	38%	21,295.00	32.17 %	
001-220-521-30404	OIL & GREASE	5,400.00	2,215.00	3,185.00	41%	1,004.00	14.61 %	
001-220-521-30405	TIRES	6,300.00	902.00	5,398.00	14%	2,251.00	41.37 %	
001-220-521-30406	VEHICLE PARTS ONLY	60,055.00	2,024.00	58,031.00	3%	3,189.00	6.61 %	
001-220-521-30407	OTHER AUTO EXPENSE	3,150.00	385.00	2,765.00	12%	585.00	25.44 %	
001-220-521-30435	YOUTH DEVELOPMENT ACADEMY & PR	1,350.00	-	1,350.00	0%	1,000.00	33.33 %	
001-220-521-30462	REPAIR & MAINT.-EQUIPMENT & TO	540.00	-	540.00	0%	-	0.00 %	
001-220-521-30464	REPAIR & MAINTENANCE - RADIOS	450.00	-	450.00	0%	-	0.00 %	
001-220-521-30491	OTHER OPERATING EXPENSE	31,500.00	7,488.00	24,012.00	24%	12,905.00	19.86 %	
001-220-521-30493	TRAINING	18,000.00	335.00	17,665.00	2%	6,121.00	32.31 %	
001-220-521-30494	Software License	17,788.00	17,551.00	237.00	99%	8,235.00	99.99 %	
001-220-521-30511	OFFICE SUPPLIES	900.00	-	900.00	0%	-	0.00 %	

CITY OF QUINCY, FL
 OPERATING EXPENSES FOR THE FOUR (4) MONTHS ENDED JANUARY 31, 2024 - BUDGET TO ACTUAL

G/L_Acct #	ACCOUNT DESCRIPTION	FY 2024 OPERATING BUDGET	FY 2024 4 MONTHS YTD OPERATING ACTUAL	FY 2024 OPERATING BUDGET BALANCE	FY 2024 4 MONTHS YTD OPERATING ACTUAL	FY 2024 4 MONTHS YTD OPERATING ACTUAL	FY 2024 4 MONTHS YTD OPERATING ACTUAL	YTD 33.3%
001-220-521-30514	HUMAN INTELLIGENCE - REWARDS	900.00	-	900.00	-	0%	-	0.00 %
001-220-521-30521	OPERATING MATERIALS & SUPPLIES	49,500.00	2,962.00	46,538.00	2,962.00	6%	64,187.00	72.06 %
001-220-521-30522	OPERATING SUPPLIES - UNIFORMS	31,500.00	15,991.00	15,609.00	15,991.00	50%	10,230.00	17.01 %
001-220-521-60641	OFFICE FURNITURE & EQUIPMENT	9,547.00	-	9,547.00	-	0%	-	0.00 %
001-220-521-60642	VEHICLES	146,020.00	44,399.00	101,621.00	44,399.00	30%	17,889.00	17.30 %
001-220-521-60644	EQUIPMENT	18,000.00	4,095.00	13,905.00	4,095.00	23%	9,586.00	95.85 %
	TOTAL LAW ENFORCEMENT OPERAT	3,038,455.00	738,790.00	2,299,665.00	738,790.00	24%	926,119.00	31.00-%
	FIRE CONTROL ADM							
001-210-522-10110	EXE SALARIES & WAGES	135,062.00	39,827.00	95,235.00	39,827.00	29%	35,487.00	26.70 %
001-210-522-10120	REGULAR SALARIES & WAGES	47,995.00	13,766.00	34,229.00	13,766.00	29%	13,766.00	29.33 %
001-210-522-10150	SPEC PAY-INCENTIVE,HOLLV BUYB	9,000.00	1,800.00	7,200.00	1,800.00	20%	1,350.00	24.45 %
001-210-522-10210	FICA TAXES	14,693.00	3,971.00	10,722.00	3,971.00	27%	3,672.00	27.59 %
001-210-522-10220	RETIREMENT CONTRIBUTIONS	43,000.00	4,126.00	38,874.00	4,126.00	10%	11,641.00	39.27 %
001-210-522-10230	LIFE & HEALTH INSURANCE	25,200.00	13,017.00	12,183.00	13,017.00	52%	7,811.00	31.27 %
001-210-522-30410	TELEPHONE	23,000.00	7,214.00	15,786.00	7,214.00	31%	7,243.00	29.63 %
001-210-522-30430	UTILITIES	17,000.00	6,902.00	10,098.00	6,902.00	41%	5,623.00	29.18 %
001-210-522-30461	REPAIR & MAINTENANCE-OFFICE EQ	13,500.00	4,692.00	8,808.00	4,692.00	35%	-	0.00 %
001-210-522-30463	REPAIR & MAINT.-BUILDINGS & GR	31,500.00	4,065.00	27,435.00	4,065.00	13%	438.00	3.97 %
001-210-522-30464	REPAIR & MAINTENANCE-RADIO	6,300.00	165.00	6,135.00	165.00	3%	-	0.00 %
001-210-522-30465	COPIER PAYMENT	1,900.00	509.00	1,391.00	509.00	27%	451.00	24.91 %
001-210-522-30491	OTHER OPERATING EXPENSE	2,700.00	92.00	2,608.00	92.00	3%	722.00	61.96 %
001-210-522-30494	FIRE PREVENTION AND EDUCATION	6,300.00	2,905.00	3,395.00	2,905.00	46%	540.00	10.80 %
001-210-522-30511	OFFICE SUPPLIES-GENERAL	2,700.00	130.00	2,570.00	130.00	5%	120.00	19.32 %
001-210-522-30521	OPERATING MATERIALS & SUPPLIES	1,800.00	-	1,800.00	-	0%	35.00	2.68 %
001-210-522-30522	OPERATING SUPPLIES - UNIFORMS	3,600.00	91.00	3,509.00	91.00	3%	316.00	13.15 %
001-210-522-31000	OTHER OPERATING EXP -IT SUPPOR	9,500.00	3,167.00	6,333.00	3,167.00	33%	3,167.00	33.33 %
001-210-522-60641	OFFICE FURNITURE & EQUIPMENT	10,800.00	-	10,800.00	-	0%	5,000.00	90.09 %
	TOTAL FIRE CONTROL ADM	405,550.00	106,439.00	299,111.00	106,439.00	26%	97,382.00	29.00-%
	FIRE CONTROL OPERATIONS							
001-230-522-10120	REGULAR SALARIES & WAGES	936,250.00	274,322.00	661,928.00	274,322.00	29%	257,175.00	28.76 %
001-230-522-10130	OTHER SALARIES & WAGES - P/T	21,296.00	6,774.00	14,522.00	6,774.00	32%	600.00	7.79 %
001-230-522-10140	OVERTIME	85,000.00	10,701.00	74,299.00	10,701.00	13%	16,573.00	51.79 %
001-230-522-10150	SPEC PAY-INCENTIVE,HOLLV BUYB	30,020.00	12,205.00	17,815.00	12,205.00	41%	12,635.00	40.83 %
001-230-522-10210	FICA TAXES	82,052.00	22,609.00	59,443.00	22,609.00	28%	21,066.00	29.63 %

CITY OF QUINCY, FL
 OPERATING EXPENSES FOR THE FOUR (4) MONTHS ENDED JANUARY 31, 2024 - BUDGET TO ACTUAL

GL_ACCT #	ACCOUNT DESCRIPTION	FY 2024 OPERATING BUDGET	FY 2024 4 MONTHS YTD OPERATING ACTUAL	FY 2024 OPERATING BUDGET BALANCE	FY 2024 4 MONTHS YTD OPERATING 33.3%	FY 2023 4 MONTHS YTD OPERATING ACTUAL	YTD 33.3% 2023
001-230-522-10220	RETIREMENT CONTRIBUTIONS	125,000.00	4,638.00	120,362.00	4%	97,926.00	38.95 %
001-230-522-10230	LIFE & HEALTH INSURANCE	218,900.00	61,219.00	157,681.00	28%	69,576.00	33.73 %
001-230-522-30345	VOLUNTEER FIREFIGHTER PROGRAM	15,300.00	-	15,300.00	0%	-	0.00 %
001-230-522-30402	TRAVEL EXPENSE	2,250.00	-	2,250.00	0%	-	0.00 %
001-230-522-30403	GASOLINE & DIESEL	18,000.00	6,598.00	11,402.00	37%	6,930.00	36.38 %
001-230-522-30404	OIL & GREASE	4,500.00	554.00	3,946.00	12%	296.00	21.41 %
001-230-522-30405	TIRES	7,650.00	-	7,650.00	0%	1,415.00	56.61 %
001-230-522-30406	VEHICLE PARTS ONLY	4,500.00	150.00	4,350.00	3%	58.00	10.06 %
001-230-522-30462	REPAIR & MAINT. - EQUIPMENT &	27,000.00	3,262.00	23,738.00	12%	10,779.00	48.33 %
001-230-522-30491	OTHER OPERATING EXPENSE	2,250.00	(119.00)	2,369.00	-5%	688.00	41.19 %
001-230-522-30493	TRAINING	18,000.00	3,375.00	14,625.00	19%	-	0.00 %
001-230-522-30511	OFFICE SUPPLIES	900.00	-	900.00	0%	52.00	8.45 %
001-230-522-30521	OPERATING MATERIALS & SUPPLIES	3,600.00	145.00	3,455.00	4%	828.00	27.40 %
001-230-522-30522	OPERATING SUPPLIES - UNIFORMS	67,500.00	2,965.00	64,535.00	4%	27,622.00	40.89 %
001-230-522-60644	EQUIPMENT	27,000.00	-	27,000.00	0%	-	0.00 %
	TOTAL FIRE CONTROL OPERATIONS	1,696,968.00	409,398.00	1,287,570.00	24%	524,229.00	32.00-%
	BUILDING & PLANNING						
001-284-515-10110	EXE SALARIES & WAGES	-	-	-	0%	12,452.00	47.61 %
001-284-515-10120	REGULAR SALARIES & WAGES	122,552.00	36,326.00	86,226.00	30%	23,460.00	23.28 %
001-284-515-10140	OVERTIME	189.00	189.00	-	100%	-	0.00 %
001-284-515-10210	FICA TAXES	9,376.00	2,606.00	6,770.00	28%	2,560.00	31.88 %
001-284-515-10220	RETIREMENT CONTRIBUTIONS	14,706.00	4,242.00	10,464.00	29%	4,231.00	31.32 %
001-284-515-10230	LIFE & HEALTH INSURANCE	18,300.00	5,556.00	12,744.00	30%	6,265.00	36.73 %
001-284-515-30341	CONTRACTUAL SERVICES	7,200.00	6,589.00	611.00	92%	400.00	1.77 %
001-284-515-30343	PROFESSIONAL SERVICES	67,500.00	24,090.00	43,410.00	36%	7,650.00	11.05 %
001-284-515-30402	TRAVEL EXPENSE	1,611.00	-	1,611.00	0%	-	0.00 %
001-284-515-30403	GAS & DIESEL	900.00	391.00	509.00	43%	362.00	34.66 %
001-284-515-30404	OIL & GREASE	180.00	-	180.00	0%	-	0.00 %
001-284-515-30405	TIRES	450.00	-	450.00	0%	-	0.00 %
001-284-515-30406	VEH PARTS ONLY	450.00	-	450.00	0%	-	0.00 %
001-284-515-30407	VEH REPAIRS	450.00	-	450.00	0%	-	0.00 %
001-284-515-30410	TELEPHONE	7,500.00	3,152.00	4,348.00	42%	2,983.00	33.17 %
001-284-515-30461	REPAIR & MAINT. OFFICE EQUIPME	2,250.00	1,601.00	649.00	71%	489.00	12.11 %
001-284-515-30491	OTHER OPERATING EXPENSE	2,700.00	9.00	2,691.00	0%	1,797.00	52.93 %
001-284-515-30493	TRAINING	2,700.00	701.00	1,999.00	26%	216.00	9.48 %

CITY OF QUINCY, FL
 OPERATING EXPENSES FOR THE FOUR (4) MONTHS ENDED JANUARY 31, 2024 - BUDGET TO ACTUAL

GL ACCT #	ACCOUNT DESCRIPTION	FY 2024 OPERATING BUDGET	FY 2024 4 MONTHS YTD OPERATING ACTUAL	FY 2024 OPERATING BUDGET BALANCE	FY 2024 4 MONTHS YTD OPERATING ACTUAL 33.3%	FY 2023 4 MONTHS YTD OPERATING ACTUAL	YTD 33.3% 2023
001-284-515-30500	ADVERTISEMENTS	1,800.00	-	1,800.00	0%	343.00	99.93 %
001-284-515-30511	OFFICE SUPPLIES GENERAL	900.00	-	900.00	0%	107.00	15.31 %
001-284-515-31000	OTHER OPERATING EXP - IT SUPPO	9,500.00	3,167.00	6,333.00	33%	3,167.00	33.33 %
	TOTAL BUILDING & PLANNING	271,214.00	88,619.00	182,595.00	33%	66,482.00	23.00-%
	RECREATIONAL ACTIVITY						
001-310-572-10110	EXE SALARIES & WAGES	54,388.00	16,230.00	38,158.00	30%	16,641.00	30.02 %
001-310-572-10120	REGULAR SALARIES & WAGES	260,018.00	77,986.00	182,032.00	30%	59,836.00	23.11 %
001-310-572-10130	OTHER SALARIES & WAGES - P/T	30,000.00	6,757.00	23,243.00	23%	4,981.00	18.15 %
001-310-572-10140	OVERTIME	2,000.00	-	2,000.00	0%	-	0.00 %
001-310-572-10210	FICA TAXES	26,500.00	7,078.00	19,422.00	27%	5,747.00	23.46 %
001-310-572-10220	RETIREMENT CONTRIBUTIONS	37,728.00	10,911.00	26,817.00	29%	8,679.00	24.92 %
001-310-572-10230	LIFE & HEALTH INSURANCE	70,900.00	24,836.00	46,064.00	35%	19,389.00	28.58 %
001-310-572-30341	CONTRACTUAL SERVICES	1,800.00	-	1,800.00	0%	3,717.00	52.65 %
001-310-572-30402	TRAVEL EXPENSE	900.00	300.00	600.00	33%	-	0.00 %
001-310-572-30403	GAS & DIESEL	9,000.00	3,532.00	5,468.00	39%	3,101.00	28.18 %
001-310-572-30404	OIL & GREASE	900.00	477.00	423.00	53%	169.00	17.29 %
001-310-572-30405	TIRES	900.00	558.00	342.00	62%	134.00	20.66 %
001-310-572-30406	VEH PARTS ONLY	900.00	19.00	881.00	2%	138.00	20.24 %
001-310-572-30407	VEHICLE REPAIRS	900.00	389.00	511.00	43%	255.00	98.19 %
001-310-572-30410	TELEPHONE	13,000.00	4,062.00	8,938.00	31%	4,329.00	32.07 %
001-310-572-30440	RENTAL OF EQUIPMENT & BUILDING	900.00	880.00	20.00	98%	-	0.00 %
001-310-572-30441	SWIMMING POOL REPAIRS	-	-	-	0%	30.00	0.38 %
001-310-572-30462	REPAIR & MAINT-EQUIPMENT & TOO	1,900.00	1,179.00	721.00	62%	161.00	4.06 %
001-310-572-30491	OTHER OPERATING EXPENSES	9,000.00	6,459.00	2,541.00	72%	6,114.00	29.41 %
001-310-572-30492	MAINTENANCE OF TANYARD CREEK P	6,300.00	12.00	6,288.00	0%	1,605.00	23.05 %
001-310-572-30493	TRAINING	900.00	-	900.00	0%	-	0.00 %
001-310-572-30511	OFFICE SUPPLIES - GENERAL	900.00	388.00	512.00	43%	175.00	8.77 %
001-310-572-30521	OPERATING MATERIALS & SUPPLIES	3,150.00	2,263.00	887.00	72%	1,046.00	18.39 %
001-310-572-30522	OPERATING SUPPLIES - UNIFORMS	3,700.00	2,235.00	1,465.00	60%	694.00	11.49 %
001-310-572-30523	OPERATING SUP - CHEM	3,600.00	1,993.00	1,607.00	55%	1,184.00	15.22 %
001-310-572-30525	ATHLETIC EQUIPMENT - FOOTBALL	18,000.00	13,098.00	4,902.00	73%	15,815.00	60.49 %
001-310-572-30526	ATHLETIC EQUIP BASEBALL & SOFT	4,500.00	-	4,500.00	0%	-	0.00 %
001-310-572-30527	ATHLETIC EQUIPMENT - TRACK	5,400.00	327.00	5,073.00	6%	-	0.00 %
001-310-572-30528	ATHLETIC EQUIPMENT - BASKETBAL	12,980.00	1,030.00	11,950.00	8%	-	0.00 %
001-310-572-30529	ATHLETIC EQUIPMENT - OTHER	3,150.00	439.00	2,711.00	14%	1,025.00	99.19 %

CITY OF QUINCY, FL
 OPERATING EXPENSES FOR THE FOUR (4) MONTHS ENDED JANUARY 31, 2024 - BUDGET TO ACTUAL

G/L ACCT #	ACCOUNT DESCRIPTION	FY 2024 OPERATING BUDGET	FY 2024 4 MONTHS YTD OPERATING ACTUAL	FY 2024 OPERATING BUDGET BALANCE	FY 2024 4 MONTHS YTD OPERATING ACTUAL	FY 2024 4 MONTHS YTD OPERATING ACTUAL	YTD 33.3% 2023
001-310-572-30531	ATHLETIC EQUIPMENT - KICKBALL	2,700.00	-	2,700.00	0%	-	0.00 %
001-310-572-30532	ATHLETIC-CHEERLEADING	4,500.00	1,466.00	3,034.00	33%	-	0.00 %
001-310-572-30540	OTHER RECREATIONAL ACTIVITIES	6,300.00	5,316.00	984.00	84%	4,981.00	76.78 %
001-310-572-31000	OTHER OPERATING EXP - IT SUPPO	9,500.00	3,167.00	6,333.00	33%	3,167.00	33.33 %
	TOTAL RECREATIONAL ACTIVITY	607,214.00	193,987.00	413,227.00	32%	163,113.00	25.00-%
	PARKS						
001-440-572-30341	CONTRACTUAL SERVICES	9,000.00	4,250.00	4,750.00	47%	451.00	2.82 %
001-440-572-30391	PARKS & FACILITY	27,000.00	16,063.00	10,937.00	59%	4,209.00	9.13 %
001-440-572-30430	UTILITIES	41,000.00	19,575.00	21,425.00	48%	11,549.00	23.49 %
001-440-572-30462	REPAIR & MAINT.-EQUIPMENT & TO	2,250.00	605.00	1,645.00	27%	157.00	9.77 %
001-440-572-30463	REPAIR & MAINTENANCE-BLDGS. &	9,000.00	3,758.00	5,242.00	42%	7,981.00	35.44 %
001-440-572-30491	OTHER OPERATING EXPENSES	900.00	56.00	844.00	6%	-	0.00 %
001-440-572-60642	VEHICLES	45,000.00	-	45,000.00	0%	-	0.00 %
001-440-572-60644	EQUIPMENT	5,270.00	-	5,270.00	0%	-	0.00 %
	TOTAL PARKS	139,420.00	44,307.00	95,113.00	32%	24,347.00	17.00-%
	PUBLIC WORKS ADM						
001-410-539-10110	EXE SALARIES & WAGES	48,048.00	14,239.00	33,809.00	30%	14,239.00	29.40 %
001-410-539-10120	REGULAR SALARIES & WAGES	16,640.00	7,541.00	9,099.00	45%	7,398.00	30.95 %
001-410-539-10140	OVERTIME	500.00	-	500.00	0%	-	0.00 %
001-410-539-10210	FICA TAXES	4,987.00	1,607.00	3,380.00	32%	1,598.00	29.27 %
001-410-539-10220	RETIREMENT CONTRIBUTIONS	5,766.00	1,663.00	4,103.00	29%	1,663.00	28.75 %
001-410-539-10230	LIFE & HEALTH INSURANCE	8,600.00	1,823.00	6,777.00	21%	3,488.00	44.21 %
001-410-539-30410	TELEPHONE	7,770.00	2,240.00	5,530.00	29%	2,575.00	28.51 %
001-410-539-30430	UTILITIES	62,000.00	25,637.00	36,363.00	41%	20,060.00	25.16 %
001-410-539-30440	REPAIR & MAINT BUILDING	900.00	-	900.00	0%	195.00	15.24 %
001-410-539-30491	OTHER OPERATING EXPENSE	3,600.00	744.00	2,856.00	21%	1,035.00	23.92 %
001-410-539-30493	TRAINING	1,800.00	-	1,800.00	0%	550.00	45.83 %
001-410-539-30511	OFFICE SUPPLIES	360.00	113.00	247.00	31%	48.00	63.97 %
001-410-539-30521	OPERATING MATERIALS & SUPPLIES	2,700.00	364.00	2,336.00	13%	-	0.00 %
001-410-539-30522	OPERATING EXPENSE - UNIFORMS	11,700.00	5,821.00	5,879.00	50%	2,258.00	22.75 %
001-410-539-30524	OPERATING SUPPLIES - TOOLS	450.00	-	450.00	0%	-	0.00 %
001-410-539-31000	OTHER OPERATING EXP - IT SUPPO	9,500.00	3,167.00	6,333.00	33%	3,167.00	33.33 %
	TOTAL PUBLIC WORKS ADM	185,321.00	64,959.00	120,362.00	35%	58,094.00	28.00-%

CITY OF QUINCY, FL
 OPERATING EXPENSES FOR THE FOUR (4) MONTHS ENDED JANUARY 31, 2024 - BUDGET TO ACTUAL

G/L ACCT #	ACCOUNT DESCRIPTION	FY 2024 OPERATING BUDGET	FY 2024 4 MONTHS YTD OPERATING ACTUAL	FY 2024 OPERATING BUDGET BALANCE	FY 2024 4 MONTHS YTD OPERATING 33.3%	FY 2023 4 MONTHS YTD OPERATING ACTUAL	YTD 33.3% 2023
	ROADS & STREETS						
001-430-541-10110	SALARIES & WAGES	6,864.00	2,034.00	4,830.00	30%	2,034.00	28.41 %
001-430-541-10120	REGULAR SALARIES & WAGES	432,595.00	121,964.00	310,631.00	28%	107,415.00	28.80 %
001-430-541-10140	OVERTIME	6,000.00	1,972.00	4,028.00	33%	1,893.00	21.94 %
001-430-541-10210	FICA TAXES	34,077.00	9,093.00	24,984.00	27%	7,874.00	28.35 %
001-430-541-10220	RETIREMENT CONTRIBUTIONS	52,735.00	14,330.00	38,405.00	27%	12,533.00	28.11 %
001-430-541-10230	LIFE & HEALTH INSURANCE	77,200.00	25,291.00	51,909.00	33%	25,309.00	34.33 %
001-430-541-30341	CONTRACTUAL SERVICES	-	-	-	0%	18,961.00	38.95 %
001-430-541-30403	GASOLINE & DIESEL	54,000.00	18,894.00	35,106.00	35%	21,127.00	32.58 %
001-430-541-30462	REPAIR & MAINT - HEAVY EQUIPME	4,500.00	309.00	4,191.00	7%	238.00	5.60 %
001-430-541-30491	OTHER OPERATING EXPENSE	360.00	64.00	296.00	18%	30.00	9.36 %
001-430-541-30521	OPERATING MATERIALS & SUPPLIES	810.00	377.00	433.00	47%	610.00	74.42 %
001-430-541-30524	OPERATING SUPPLIES - SMALL TOO	6,750.00	273.00	6,477.00	4%	2,950.00	55.66 %
001-430-541-30530	ROAD MATERIALS & SUPPLIES	67,500.00	61,815.00	5,685.00	92%	15,468.00	24.12 %
001-430-541-60632	RESURF & SIDEWALKS	-	-	-	0%	101,367.00	48.62 %
001-430-541-60634	STORM WATER FACILITIES	4,500.00	-	4,500.00	0%	-	0.00 %
	TOTAL ROADS & STREETS	747,891.00	256,416.00	491,475.00	34%	317,809.00	33.00-%
	CEMETERIES & GROUNDS						
001-431-542-10120	REGULAR SALARIES & WAGES	120,537.00	37,825.00	82,712.00	31%	34,130.00	29.80 %
001-431-542-10140	OVERTIME	3,400.00	558.00	2,842.00	16%	796.00	24.60 %
001-431-542-10210	FICA TAXES	9,482.00	2,756.00	6,726.00	29%	2,472.00	29.45 %
001-431-542-10220	RETIREMENT CONTRIBUTIONS	14,464.00	4,344.00	10,120.00	30%	3,915.00	29.15 %
001-431-542-10230	LIFE & HEALTH INSURANCE	24,000.00	7,864.00	16,136.00	33%	7,889.00	34.63 %
001-431-542-30521	OPERATING SUPPLIES	450.00	12.00	438.00	3%	22.00	21.56 %
	TOTAL CEMETERIES & GROUNDS	172,333.00	53,359.00	118,974.00	31%	49,224.00	30.00-%
	BUILDINGS & GROUNDS						
001-440-519-10120	REGULAR SALARIES & WAGES	176,407.00	52,554.00	123,853.00	30%	51,702.00	27.98 %
001-440-519-10130	OTHER SALARIES & WAGES - PT	1,300.00	-	1,300.00	0%	-	0.00 %
001-440-519-10140	OVERTIME	4,000.00	537.00	3,463.00	13%	1,077.00	7.39 %
001-440-519-10210	FICA TAXES	13,900.00	3,846.00	10,054.00	28%	3,758.00	16.30 %
001-440-519-10220	RETIREMENT CONTRIBUTIONS	21,169.00	6,059.00	15,110.00	29%	5,959.00	19.12 %
001-440-519-10230	LIFE & HEALTH INSURANCE	34,300.00	9,939.00	24,361.00	29%	11,479.00	28.38 %
001-440-519-30341	CONTRACTUAL SERVICES	13,500.00	1,625.00	11,875.00	12%	1,190.00	5.94 %
001-440-519-30463	REPAIR & MAINT.-BUILDINGS & GR	-	-	-	0%	6,117.00	35.98 %

CITY OF QUINCY, FL
 OPERATING EXPENSES FOR THE FOUR (4) MONTHS ENDED JANUARY 31, 2024 - BUDGET TO ACTUAL

G/L ACCT #	ACCOUNT DESCRIPTION	FY 2024 OPERATING BUDGET	FY 2024 4 MONTHS YTD OPERATING ACTUAL	FY 2024 OPERATING BUDGET BALANCE	FY 2024 4 MONTHS YTD OPERATING 33.3%	FY 2023 4 MONTHS YTD OPERATING ACTUAL	YTD 33.3% 2023
001-440-519-30491	OTHER OPERATING EXPENSE	2,250.00	848.00	1,402.00	38%	429.00	4.61 %
	TOTAL BUILDINGS & GROUNDS	266,826.00	75,408.00	191,418.00	28%	81,711.00	24.00-%
	FLEET MAINTENANCE						
001-450-541-10120	REGULAR SALARIES & WAGES	66,423.00	11,510.00	54,913.00	17%	11,479.00	14.51 %
001-450-541-10140	OVERTIME	1,000.00	225.00	775.00	23%	98.00	9.84 %
001-450-541-10210	FICA TAXES	5,158.00	780.00	4,378.00	15%	771.00	12.57 %
001-450-541-10220	RETIREMENT CONTRIBUTIONS	7,971.00	1,350.00	6,621.00	17%	1,346.00	14.00 %
001-450-541-10230	LIFE & HEALTH INSURANCE	11,000.00	3,542.00	7,458.00	32%	3,408.00	29.98 %
001-450-541-30404	OIL & GREASE	1,350.00	1,094.00	256.00	81%	395.00	13.15 %
001-450-541-30405	TIRES	9,000.00	1,910.00	7,090.00	21%	1,394.00	12.68 %
001-450-541-30406	VEH PARTS ONLY	31,500.00	5,678.00	25,822.00	18%	4,835.00	11.51 %
001-450-541-30407	VEHICLE REPAIRS	18,000.00	2,233.00	15,767.00	12%	594.00	3.11 %
001-450-541-30491	OTHER OPER EXPENSE	6,750.00	1,105.00	5,645.00	16%	1,395.00	19.25 %
001-450-541-30522	OPERATING SUPPLIES - UNIFORMS	2,700.00	788.00	1,912.00	29%	-	0.00 %
001-450-541-60643	HEAVY EQUIPMENT	101,250.00	69,534.00	31,716.00	69%	-	0.00 %
	TOTAL FLEET MAINT	262,102.00	99,749.00	162,353.00	38%	25,715.00	13.00-%
	TOTAL GEN FUND EXPENDITURES	11,259,360.00	3,153,981.17	8,105,378.83	28%	3,810,527.00	33.00-%
	COMMUNITY REDEVELOPMENT AGENCY						
002-250-552-10120	REGULAR SALARIES & WAGES	86,235.00	-	86,235.00	0%	1,019.00	1.18 %
002-250-552-10210	FICA	6,597.00	-	6,597.00	0%	-	0.00 %
002-250-552-10220	RETIREMENT CONTRIBUTIONS	10,348.00	-	10,348.00	0%	-	0.00 %
002-250-552-10230	LIFE & HEALTH INSURANCE	14,389.00	-	14,389.00	0%	-	0.00 %
002-250-552-30341	CONTRACTUAL SERVICES	6,180.00	1,920.00	4,260.00	31%	2,000.00	22.09 %
002-250-552-30343	PROFESSIONAL SERVICES	39,346.00	175.00	39,171.00	0%	350.00	1.04 %
002-250-552-30390	CONTINGENCIES - TANYARD CREEK	6,906.00	-	6,906.00	0%	-	0.00 %
002-250-552-30402	TRAVEL EXPENSES	515.00	-	515.00	0%	-	0.00 %
002-250-552-30403	GAS & DIESEL	258.00	-	258.00	0%	-	0.00 %
002-250-552-30410	TELEPHONE	2,266.00	-	2,266.00	0%	-	0.00 %
002-250-552-30490	BANK CHARGES	1,030.00	(4.00)	1,034.00	0%	104.00	10.35 %
002-250-552-30491	OTHER OPERATING EXPENSES	5,150.00	-	5,150.00	0%	-	0.00 %
002-250-552-30493	TRAINING	1,030.00	-	1,030.00	0%	-	0.00 %
002-250-552-30500	LEGAL ADS & RECORDINGS	1,545.00	-	1,545.00	0%	-	0.00 %
002-250-552-30512	POSTAGE	258.00	-	258.00	0%	-	0.00 %

CITY OF QUINCY, FL
 OPERATING EXPENSES FOR THE FOUR (4) MONTHS ENDED JANUARY 31, 2024 - BUDGET TO ACTUAL

G/L_Acct #	ACCOUNT DESCRIPTION	FY 2024 OPERATING BUDGET	FY 2024 4 MONTHS YTD OPERATING ACTUAL	FY 2024 OPERATING BUDGET BALANCE	FY 2024 4 MONTHS YTD OPERATING ACTUAL	FY 2024 4 MONTHS YTD OPERATING ACTUAL	FY 2024 4 MONTHS YTD OPERATING ACTUAL	YTD 2023
002-250-552-30521	OPERATING SUPPLIES	7,725.00	711.00	7,014.00	9%	503.00	6.70 %	
002-250-552-31000	OTHER OPERATING EXPENSE- IT SU	5,000.00	1,667.00	3,333.00	33%	1,667.00	33.33 %	
002-250-552-32000	ADMINISTRATIVE SUPPORT SERVICE	20,000.00	6,671.00	13,329.00	33%	6,671.00	33.33 %	
002-250-552-60000	SENIOR ENERGY EFF PROGRAM	103,000.00	-	103,000.00	0%	-	0.00 %	
002-250-552-60010	BEAUTIFICATION PROJECTS	1,679.00	-	1,679.00	0%	-	0.00 %	
002-250-552-60040	CRA CATALYST PROJECTS	712,879.00	198,155.00	514,724.00	28%	109,890.00	14.59 %	
002-250-552-60641	OFFICE FURNITURE & EQUIPMENT	1,030.00	-	1,030.00	0%	-	0.00 %	
	TOTAL CRA	1,033,366.00	209,295.00	824,071.00	20%	122,204.00	11.00-%	
	TOTAL GOVERNMENTAL FUNDS	12,292,726.00	3,363,276.17	8,929,449.83	27%	3,932,731.00		
	ENTERPRISE FUND							
	FINANCIAL SERVICES							
400-271-513-10110	EXECUTIVE SALARIES & WAGES	63,367.00	-	63,367.00	0%	22,974.00	33.25 %	
400-271-513-10120	REGULAR SALARIES & WAGES	174,516.00	51,629.00	122,887.00	30%	41,205.00	20.71 %	
400-271-513-10210	FICA TAXES	19,168.00	3,608.00	15,560.00	19%	4,538.00	21.36 %	
400-271-513-10220	RETIREMENT CONTRIBUTIONS	30,068.00	6,030.00	24,038.00	20%	7,536.00	22.61 %	
400-271-513-10230	LIFE & HEALTH INSURANCE	37,400.00	10,641.00	26,759.00	28%	12,137.00	26.97 %	
400-271-513-30341	CONTRACTUAL SERVICES	14,935.00	14,935.00	-	100%	826.00	6.47 %	
400-271-513-31000	OTHER OPERATING EXPENSE- IT SU	5,000.00	1,667.00	3,333.00	33%	1,667.00	33.33 %	
	TOTAL FINANCIAL SERVICES	344,454.00	88,510.00	255,944.00	26%	90,883.00	24.00-%	
	CUSTOMER SERVICES							
400-274-513-10110	EXE SALARIES & WAGES	46,987.00	14,095.00	32,892.00	30%	14,637.00	28.96 %	
400-274-513-10120	REGULAR SALARIES & WAGES	95,680.00	27,767.00	67,913.00	29%	14,896.00	15.20 %	
400-274-513-10140	OVERTIME	500.00	151.00	349.00	30%	-	0.00 %	
400-274-513-10210	FICA TAXES	10,952.00	2,992.00	7,960.00	27%	2,104.00	17.57 %	
400-274-513-10220	RETIREMENT CONTRIBUTION	17,120.00	4,842.00	12,278.00	28%	3,170.00	16.87 %	
400-274-513-10230	LIFE & HEALTH INSURANCE	18,600.00	7,859.00	10,741.00	42%	4,654.00	18.35 %	
400-274-513-30280	Credit Card Processing Charges	9,000.00	-1,952	10,952.00	-22%	52,491.00	39.01 %	
400-274-513-30341	CONTRACTUAL SERVICES	1,800.00	-	1,800.00	0%	4,529.00	94.36 %	
400-274-513-30410	TELEPHONE	7,000.00	3,444.00	3,556.00	49%	3,184.00	32.57 %	
400-274-513-30461	REPAIR & MAINTAIN OFFICE EQUIP	2,250.00	1,140.00	1,110.00	51%	451.00	12.07 %	
400-274-513-30490	BANK CHARGES	900.00	-	900.00	0%	-	0.00 %	
400-274-513-30491	OTHER OPERATING EXPENSES	5,400.00	-	5,400.00	0%	5,997.00	95.94 %	
400-274-513-30493	TRAINING	360.00	-	360.00	0%	-	0.00 %	

CITY OF QUINCY, FL
 OPERATING EXPENSES FOR THE FOUR (4) MONTHS ENDED JANUARY 31, 2024 - BUDGET TO ACTUAL

GL_ACCT #	ACCOUNT DESCRIPTION	FY 2024 OPERATING BUDGET	FY 2024 4 MONTHS YTD OPERATING ACTUAL	FY 2024 OPERATING BUDGET BALANCE	FY 2024 4 MONTHS YTD OPERATING ACTUAL	FY 2024 4 MONTHS YTD OPERATING ACTUAL	FY 2023 4 MONTHS YTD OPERATING ACTUAL	YTD 33.3% 2023
400-274-513-30495	Over or Under	900.00	803.00	97.00	89%	(882.00)		125.97-%
400-274-513-30511	OFFICE SUPPLIES-GENERAL	900.00	92.00	808.00	10%	-		0.00 %
400-274-513-31000	OTHER OPERATING EXPENSE IT SUP	5,000.00	1,667.00	3,333.00	33%	1,667.00		33.33 %
	TOTAL CUSTOMER SERVICES	223,349.00	64,852.00	160,449.00	29%	106,898.00		29.00-%
	SEWER ADMINISTRATION							
402-520-535-10110	EXE SALARIES & WAGES	14,797.00	4,377.00	10,420.00	30%	4,377.00		29.36 %
402-520-535-10120	REGULAR SALARIES & WAGES	47,595.00	14,094.00	33,501.00	30%	13,360.00		28.47 %
402-520-535-10140	OVERTIME	2,000.00	464.00	1,536.00	23%	465.00		22.71 %
402-520-535-10210	FICA TAXES	4,926.00	1,339.00	3,587.00	27%	1,287.00		28.30 %
402-520-535-10220	RETIREMENT CONTRIBUTIONS	7,487.00	2,168.00	5,319.00	29%	2,080.00		28.22 %
402-520-535-10230	LIFE & HEALTH INSURANCE	16,600.00	5,171.00	11,429.00	31%	4,978.00		34.96 %
402-520-535-30320	ACCOUNTING & AUDITING SERVICES	12,154.00	1,650.00	10,504.00	14%	-		0.00 %
402-520-535-30341	CONTRACTUAL SERVICES	6,660.00	1,723.00	4,937.00	26%	194.00		0.58 %
402-520-535-30343	PROFESSIONAL SERVICES	18,000.00	-	18,000.00	0%	7,357.00		71.15 %
402-520-535-30390	CONTINGENCY	43,577.00	7,759.00	35,818.00	18%	-		0.00 %
402-520-535-30402	TRAVEL EXPENSE	180.00	-	180.00	0%	-		0.00 %
402-520-535-30403	GAS & DIESEL	180.00	-	180.00	0%	-		0.00 %
402-520-535-30404	OIL & GREASE	360.00	-	360.00	0%	-		0.00 %
402-520-535-30405	TIRES	180.00	-	180.00	0%	-		0.00 %
402-520-535-30410	TELEPHONE	8,000.00	2,233.00	5,767.00	28%	3,209.00		35.70 %
402-520-535-30440	RENTALS & LEASES	311.00	-	311.00	0%	-		0.00 %
402-520-535-30451	INSURANCE - PROPERTY LIABILITY	72,750.00	36,370.00	36,380.00	50%	27,217.00		47.15 %
402-520-535-30465	COPIER REPAIRS	1,800.00	-	1,800.00	0%	-		0.00 %
402-520-535-30490	BANK CHARGES	900.00	-	900.00	0%	9.00		50.00 %
402-520-535-30491	OTHER OPERATING EXPENSE	1,800.00	171.00	1,629.00	10%	823.00		20.45 %
402-520-535-30511	OFFICE SUPPLIES	270.00	-	270.00	0%	-		0.00 %
402-520-535-30521	OPERATING SUPPLIES	120.00	-	120.00	0%	-		0.00 %
402-520-535-30522	OPERATING SUPPLIES - UNIFORMS	224.00	82.00	142.00	37%	68.00		25.01 %
402-520-535-31000	OTHER OPERATING EXP - IT SUPPO	9,500.00	3,167.00	6,333.00	33%	3,167.00		33.33 %
402-520-535-70031	2020A BOND DEBT SERVICE PRINCI	103,284.00	51,376.00	51,908.00	50%	50,329.00		49.74 %
402-520-535-70032	2020A BOND DEBT SERVICE INTERE	15,243.00	7,359.00	7,884.00	48%	8,406.00		51.59 %
402-520-535-70113	2021 BOND DEBT SERVICE PRINCI	30,622.00	15,248.00	15,374.00	50%	15,000.00		49.79 %
402-520-535-70114	2021 BOND DEBT SERVICE INTERE	8,219.00	4,172.00	4,047.00	51%	4,421.00		50.71 %
402-520-535-70731	HONEYWELL LOAN PRINCIPAL	-	-	-	0%	22,843.00		49.42 %
402-520-535-70732	HONEYWELL LOAN INTEREST	-	-	-	0%	1,072.00		66.40 %

CITY OF QUINCY, FL
 OPERATING EXPENSES FOR THE FOUR (4) MONTHS ENDED JANUARY 31, 2024 - BUDGET TO ACTUAL

G/L ACCT #	ACCOUNT DESCRIPTION	FY 2024 OPERATING BUDGET	FY 2024 4 MONTHS YTD OPERATING ACTUAL	FY 2024 OPERATING BUDGET BALANCE	FY 2024 4 MONTHS YTD OPERATING ACTUAL	FY 2024 4 MONTHS YTD OPERATING ACTUAL	FY 2024 4 MONTHS YTD OPERATING ACTUAL	YTD 33.3% 2023
402-520-535-70733	DEBT SERVICE SRL 641090 PRINCI	13,258.00	6,594.00	6,664.00	50%	6,455.00	49.73 %	
402-520-535-70734	DEBT SERVICE SRL 641090 INTERE	4,698.00	2,384.00	2,314.00	51%	2,523.00	50.69 %	
402-520-535-70735	DEBT SERVICE SRL 200100 PRINCI	24,041.00	-	24,041.00	0%	-	0.00 %	
402-520-535-70736	DEBT SERVICE SRL 200100 INTERE	3,164.00	-	3,164.00	0%	-	0.00 %	
402-520-535-70741	DEBT SERVICE SOLAR ARRAY PRINC	26,376.00	17,884.00	8,492.00	68%	-	0.00 %	
402-520-535-70742	DEBT SERVICE SOLAR ARRAY INT	2,638.00	1,789.00	849.00	68%	-	0.00 %	
402-520-535-90990	TRANSFER OF PROFIT	234,053.00	78,018.00	156,035.00	33%	37,172.00	33.33 %	
402-520-535-90992	TRANSFER TO LANDFILL	45,000.00	15,000.00	30,000.00	33%	-	0.00 %	
402-520-535-91000	BUSINESS ACTIVITY SHARED EXP	45,424.00	15,141.00	30,283.00	33%	20,509.00	33.33 %	
	TOTAL SEWER ADM	826,391.00	295,733.00	530,658.00	36%	237,321.00	36.00-%	
	SEWER TREATMENT							
402-531-535-30341	CONTRACTUAL SERVICES	901,000.00	305,647.00	595,353.00	34%	290,308.00	31.38 %	
402-531-535-30430	UTILITIES	153,931.00	41,978.00	111,953.00	27%	50,675.00	26.49 %	
402-531-535-30466	REPAIR & MAINTENANCE - PLANT	1,800.00	-	1,800.00	0%	425.00	99.96 %	
402-531-535-30491	OTHER OPERATING EXPENSE	1,800.00	-	1,800.00	0%	5,500.00	100.00 %	
	TOTAL SEWER TREATMENT	1,058,531.00	347,625.00	710,906.00	33%	346,908.00	31.00-%	
	SEWER DISTRIBUTION							
402-540-535-10120	REGULAR SALARIES & WAGES	118,464.00	31,707.00	86,757.00	27%	24,761.00	27.79 %	
402-540-535-10140	OVERTIME	7,844.00	4,236.00	3,608.00	54%	3,303.00	25.84 %	
402-540-535-10210	FICA TAXES	9,663.00	2,541.00	7,122.00	26%	1,972.00	27.19 %	
402-540-535-10220	RETIREMENT CONTRIBUTIONS	14,216.00	3,540.00	10,676.00	25%	2,539.00	24.29 %	
402-540-535-10230	LIFE & HEALTH INSURANCE	27,400.00	8,957.00	18,443.00	33%	8,136.00	33.68 %	
402-540-535-30312	ENGINEERING STUDY	1,818.00	-	1,818.00	0%	-	0.00 %	
402-540-535-30341	CONTRACTUAL SERVICES	2,610.00	-	2,610.00	0%	-	0.00 %	
402-540-535-30401	AUTO EXPENSE	450.00	-	450.00	0%	-	0.00 %	
402-540-535-30403	GASOLINE & DIESEL	2,430.00	1,998.00	432.00	82%	1,346.00	35.57 %	
402-540-535-30404	OIL & GREASE	1,077.00	-	1,077.00	0%	-	0.00 %	
402-540-535-30405	TIRES	1,244.00	-	1,244.00	0%	24.00	10.23 %	
402-540-535-30406	AUTO PARTS	988.00	536.00	432.00	55%	80.00	7.97 %	
402-540-535-30407	VEHICLE REPAIRS-PARTS AND LABO	5,490.00	-	5,490.00	0%	-	0.00 %	
402-540-535-30462	REPAIR & MAINT.-EQUIPMENT & TO	1,476.00	288.00	1,188.00	20%	1,053.00	72.13 %	
402-540-535-30467	MAINTENANCE OF MAINS & LINES	92,408.00	-	92,408.00	0%	4,308.00	11.83 %	
402-540-535-30491	OTHER OPERATING EXPENSE	270.00	-	270.00	0%	-	0.00 %	
402-540-535-30521	OPERATING SUPPLIES	219.00	-	219.00	0%	-	0.00 %	

CITY OF QUINCY, FL
 OPERATING EXPENSES FOR THE FOUR (4) MONTHS ENDED JANUARY 31, 2024 - BUDGET TO ACTUAL

GL_ACCT #	ACCOUNT DESCRIPTION	FY 2024 OPERATING BUDGET	FY 2024 4 MONTHS YTD OPERATING ACTUAL	FY 2024 OPERATING BUDGET BALANCE	FY 2024 4 MONTHS YTD OPERATING ACTUAL 33.3%	FY 2023 4 MONTHS YTD OPERATING ACTUAL	YTD 33.3% 2023
402-540-535-30522	OPERATING SUPPLIES - UNIFORMS	1,985.00	739.00	1,246.00	37%	608.00	30.18 %
402-540-535-60644	EQUIPMENT	9,000.00	4,993.79	4,006.21	55%	-	0.00 %
	TOTAL SEWER DISTRIBUTION	299,032.00	59,535.79	239,496.21	20%	48,130.00	8.00-%
	TOTAL SEWER FUND	2,183,954.00	702,893.79	1,481,060.21	32%	632,359.00	23.00-%
	ELECTRIC ADMINISTRATION						
403-520-531-10110	EXE SALARIES & WAGES	29,594.00	8,753.00	20,841.00	30%	7,956.00	27.42 %
403-520-531-10120	REGULAR SALARIES & WAGES	97,791.00	12,893.00	84,898.00	13%	12,893.00	26.09 %
403-520-531-10140	OVERTIME	1,030.00	-	1,030.00	0%	-	0.00 %
403-520-531-10210	FICA TAXES	9,824.00	1,603.00	8,221.00	16%	1,693.00	27.95 %
403-520-531-10220	RETIREMENT CONTRIBUTIONS	15,286.00	2,540.00	12,746.00	17%	2,311.00	25.11 %
403-520-531-10230	LIFE & HEALTH INSURANCE	14,300.00	3,306.00	10,994.00	23%	3,175.00	38.04 %
403-520-531-30320	ACCOUNTING & AUDITING SERVICES	26,518.00	3,600.00	22,918.00	14%	-	0.00 %
403-520-531-30341	CONTRACTUAL SERVICES	58,500.00	12,882.00	45,618.00	22%	12,397.00	20.62 %
403-520-531-30343	PROFESSIONAL SERVICES	18,000.00	2,225.00	15,775.00	12%	13,137.00	42.37 %
403-520-531-30370	PURCHASED ELECTRIC	7,690,752.00	2,048,738.00	5,642,014.00	27%	2,790,994.00	28.80 %
403-520-531-30390	CONTINGENCY	151,562.00	-	151,562.00	0%	-	0.00 %
403-520-531-30402	TRAVEL EXPENSE	1,800.00	-	1,800.00	0%	-	0.00 %
403-520-531-30403	GASOLINE & DIESEL	18,000.00	5,630.00	12,370.00	31%	4,642.00	18.56 %
403-520-531-30404	OIL & GREASE	225.00	99.00	126.00	44%	4.00	1.50 %
403-520-531-30405	TIRES	360.00	165.00	195.00	46%	142.00	35.54 %
403-520-531-30406	VEHICLE PARTS ONLY	450.00	434.00	16.00	96%	-	0.00 %
403-520-531-30407	VEHICLE REPAIRS	180.00	136.00	44.00	76%	-	0.00 %
403-520-531-30410	TELEPHONE	7,000.00	3,360.00	3,640.00	48%	1,856.00	25.34 %
403-520-531-30440	RENTALS/LEASES	6,930.00	585.00	6,345.00	8%	-	0.00 %
403-520-531-30451	INSURANCE - PROPERTY LIABILITY	280,607.00	140,283.00	140,324.00	50%	104,981.00	47.15 %
403-520-531-30462	REPAIR & MAINT-EQUIPMENT & TO	900.00	-	900.00	0%	327.00	10.88 %
403-520-531-30465	COPIER PAYMENT	1,800.00	-	1,800.00	0%	-	0.00 %
403-520-531-30491	OTHER OPERATING EXPENSE	7,200.00	1,885.00	5,315.00	26%	5,230.00	45.81 %
403-520-531-30493	TRAINING	12,623.00	-	12,623.00	0%	1,653.00	11.78 %
403-520-531-30500	LEGAL ADS & RECORDING	1,350.00	42.00	1,308.00	3%	315.00	14.92 %
403-520-531-30511	OFFICE SUPPLIES	517.00	123.00	394.00	24%	220.00	38.25 %
403-520-531-30512	POSTAGE	24,300.00	8.00	24,292.00	0%	492.00	1.87 %
403-520-531-30521	OPERATING SUPPLIES	390.00	-	390.00	0%	95.00	7.68 %
403-520-531-30522	OPERATING SUPPLIES - UNIFORMS	1,350.00	246.00	1,104.00	18%	501.00	28.36 %

CITY OF QUINCY, FL
 OPERATING EXPENSES FOR THE FOUR (4) MONTHS ENDED JANUARY 31, 2024 - BUDGET TO ACTUAL

G/L_ACCT #	ACCOUNT DESCRIPTION	FY 2024 OPERATING BUDGET	FY 2024 4 MONTHS YTD OPERATING ACTUAL	FY 2024 OPERATING BUDGET BALANCE	FY 2024 4 MONTHS YTD OPERATING 33.3%	FY 2023 4 MONTHS YTD OPERATING ACTUAL	YTD 33.3% 2023
403-520-531-30540	DUES, PUBLICATION, & MEMBERSHI	41,400.00	35,148.00	6,252.00	85%	23,455.00	50.98 %
403-520-531-30580	STATE ASSESSMENT TAXES	2,160.00	1,044.00	1,116.00	48%	1,546.00	57.01 %
403-520-531-30591	UNCLAIMED PROPERTY UTILITY REF	4,500.00	-	4,500.00	0%	-	0.00 %
403-520-531-30646	ECONOMIC DEVELOPMENT INITIATIV	-	-	-	0%	680.00	1.44 %
403-520-531-31000	OTHER OPERATING EXP - IT SUPPO	138,856.00	46,285.00	92,571.00	33%	11,329.00	33.33 %
403-520-531-70031	2020A BOND DEBT SERVICE PRINCI	206,568.00	102,752.00	103,816.00	50%	100,658.00	49.74 %
403-520-531-70032	2020A BOND DEBT SERVICE INTERE	30,487.00	14,717.00	15,770.00	48%	16,812.00	51.59 %
403-520-531-70113	2021 BOND DEBT SERVICE PRINCI	143,687.00	71,549.00	72,138.00	50%	70,382.00	49.79 %
403-520-531-70114	2021 BOND DEBT SERVICE INTERES	38,567.00	19,579.00	18,988.00	51%	20,745.00	50.70 %
403-520-531-90990	TRANSFER OF PROFIT	3,949,918.00	1,316,639.00	2,633,279.00	33%	1,536,752.00	33.04 %
403-520-531-91000	BUSINESS ACTIVITY SHARED EXP	374,750.00	124,917.00	249,833.00	33%	154,570.00	33.33 %
	TOTAL ELECTRIC ADM	13,410,032.00	3,982,166.00	9,427,866.00	30%	4,901,943.00	30.00-%
	ELECTRIC DISTRIBUTION						
403-591-531-10120	REGULAR SALARIES & WAGES	456,063.00	126,951.00	329,112.00	28%	114,134.00	27.44 %
403-591-531-10140	OVERTIME	12,000.00	3,218.00	8,782.00	27%	4,234.00	36.22 %
403-591-531-10210	FICA TAXES	35,807.00	9,137.00	26,670.00	26%	8,434.00	27.72 %
403-591-531-10220	RETIREMENT CONTRIBUTIONS	56,168.00	14,460.00	41,708.00	26%	12,719.00	26.49 %
403-591-531-10230	LIFE & HEALTH INSURANCE	100,900.00	32,714.00	68,186.00	32%	30,177.00	35.30 %
403-591-531-30341	CONTRACTUAL SERVICES	45,000.00	1,500.00	43,500.00	3%	-	0.00 %
403-591-531-30403	GASOLINE & DIESEL	11,867.00	10,588.00	1,279.00	89%	12,725.00	39.28 %
403-591-531-30404	OIL & GREASE	1,145.00	-	1,145.00	0%	1,569.00	69.05 %
403-591-531-30405	TIRES	2,250.00	66.00	2,184.00	3%	279.00	7.28 %
403-591-531-30406	PARTS	2,700.00	1,824.00	876.00	68%	(1,483.00)	44.41-%
403-591-531-30407	VEHICLE REPAIRS-LABOR & PARTS	18,000.00	4,919.00	13,081.00	27%	12,702.00	37.13 %
403-591-531-30430	UTILITIES	61,000.00	18,437.00	42,563.00	30%	18,060.00	28.45 %
403-591-531-30440	RENTALS / LEASES	1,800.00	-	1,800.00	0%	-	0.00 %
403-591-531-30461	REPAIR & MAINT - OFFICE EQUIPM	225.00	-	225.00	0%	-	0.00 %
403-591-531-30462	REPAIR & MAINT - EQUIPMENT & T	5,400.00	1,980.00	3,420.00	37%	5,770.00	76.01 %
403-591-531-30467	REPAIR & MAINT-MAINS & LINES	13,500.00	-	13,500.00	0%	-	0.00 %
403-591-531-30468	REPAIR & MAINTENANCE - SERVICE	3,703.00	911.00	2,792.00	25%	1,625.00	39.50 %
403-591-531-30469	CONTRACTUAL TREE TRIMMING & LI	16,561.00	16,154.00	407.00	98%	-	0.00 %
403-591-531-30491	OTHER OPERATING EXPENSES	28,800.00	1,380.00	27,420.00	5%	634.00	2.63 %
403-591-531-30521	OPERATING SUPPLIES	268.00	-1,178	1,446.00	-440%	(98.00)	36.53-%
403-591-531-30522	OPERATING SUPPLIES - UNIFORMS	15,785.00	5,801.00	9,984.00	37%	4,938.00	29.26 %
403-591-531-60635	STREET LIGHTS	27,000.00	-	27,000.00	0%	-	0.00 %

CITY OF QUINCY, FL
 OPERATING EXPENSES FOR THE FOUR (4) MONTHS ENDED JANUARY 31, 2024 - BUDGET TO ACTUAL

G/L ACCT #	ACCOUNT DESCRIPTION	FY 2024 OPERATING BUDGET	FY 2024 4 MONTHS YTD OPERATING ACTUAL	FY 2024 OPERATING BUDGET BALANCE	FY 2024 4 MONTHS YTD OPERATING 33.3%	FY 2023 4 MONTHS YTD OPERATING ACTUAL	YTD 33.3% 2023
403-591-531-60636	SIGNALIZATION	40,500.00	796.00	39,704.00	2%	1,653.00	4.87 %
403-591-531-70731	HONEYWELL LOAN PRINCIPAL	-	-	-	0%	40,610.00	49.42 %
403-591-531-70732	HONEYWELL LOAN INTEREST	-	-	-	0%	1,907.00	66.40 %
403-591-531-70733	BUCKET TRUCKS LOAN PRINCIPAL	101,996.00	-	101,996.00	0%	-	0.00 %
403-591-531-70734	BUCKET TRUCK LOAN INTEREST	1,986.00	-	1,986.00	0%	-	0.00 %
	TOTAL ELECTRIC DISTRIBUTION	1,060,424.00	250,836.00	810,766.00	24%	270,589.00	22.00-%
	ELECTRIC WAREHOUSE						
403-502-531-10120	REGULAR SALARIES & WAGES	34,078.00	10,167.00	23,911.00	30%	10,155.00	29.51 %
403-502-531-10140	OVERTIME	1,500.00	608.00	892.00	41%	267.00	23.32 %
403-502-531-10210	FICA TAXES	2,722.00	731.00	1,991.00	27%	700.00	28.92 %
403-502-531-10220	RETIREMENT CONTRIBUTIONS	4,089.00	1,181.00	2,908.00	29%	1,180.00	28.84 %
403-502-531-10230	LIFE & HEALTH INSURANCE	8,600.00	2,513.00	6,087.00	29%	2,420.00	37.10 %
403-502-531-30430	UTILITIES	2,903.00	881.00	2,022.00	30%	986.00	29.02 %
403-502-531-30461	R/M-OFFICE EQUIPMENT	134.00	-	134.00	0%	-	0.00 %
403-502-531-30462	REPAIR & MAINT - EQUIP AND TOO	900.00	-	900.00	0%	552.00	15.77 %
403-502-531-30463	REPAIR & MAINT - BLDG AND GROU	900.00	-	900.00	0%	183.00	23.28 %
403-502-531-30490	BANK CHARGES	900.00	-	900.00	0%	-	0.00 %
403-502-531-30491	OTHER OPERATING EXPENSE	270.00	-	270.00	0%	72.00	23.92 %
403-502-531-30521	OPERATING SUPPLIES	1,270.00	229.00	1,041.00	18%	474.00	31.84 %
403-502-531-30522	OPERATING SUPPLIES - UNIFORMS	650.00	246.00	404.00	38%	188.00	25.25 %
	TOTAL ELECTRIC WAREHOUSE	58,916.00	16,556.00	42,360.00	28%	17,177.00	29.00-%
	LINE CLEARING- ELECTRIC						
403-539-531-10120	REGULAR SALARIES & WAGES - LIN	157,798.00	49,502.00	108,296.00	31%	48,632.00	29.28 %
403-539-531-10140	OVERTIME - LINE CLEARING CREW	30,900.00	4,605.00	26,295.00	15%	5,448.00	19.67 %
403-539-531-10210	FICA TAXES - LINE CLEARING CRE	14,435.00	3,852.00	10,583.00	27%	3,864.00	27.70 %
403-539-531-10220	RETIREMENT CONTRIBUTIONS - LIN	22,644.00	5,472.00	17,172.00	24%	5,389.00	28.71 %
403-539-531-10230	LIFE & HEALTH INS - LINE CLEAR	42,900.00	12,738.00	30,162.00	30%	12,278.00	37.25 %
403-539-531-30341	CONTRACTUAL SERVICES	49,208.00	-	49,208.00	0%	-	0.00 %
403-539-531-30343	CONTRACTUAL SERVICES	49,500.00	7,268.00	42,232.00	15%	10,714.00	25.19 %
403-539-531-30469	CONTRACTUAL SRVC TREE TRIMMING	60,000.00	57,887.00	2,113.00	95%	-	0.00 %
	TOTAL LINE CLEARING	427,385.00	141,324.00	286,061.00	33%	86,325.00	17.00-%
	TOTAL ELECTRIC FUND	14,956,757.00	4,390,882.00	10,567,053.00	29%	5,276,034.00	29.00-%

CITY OF QUINCY, FL
 OPERATING EXPENSES FOR THE FOUR (4) MONTHS ENDED JANUARY 31, 2024 - BUDGET TO ACTUAL

GL_ACCT #	ACCOUNT DESCRIPTION	FY 2024 OPERATING BUDGET	FY 2024 4 MONTHS YTD OPERATING ACTUAL	FY 2024 OPERATING BUDGET BALANCE	FY 2024 4 MONTHS YTD OPERATING 33.3%	FY 2023 4 MONTHS YTD OPERATING ACTUAL	YTD 33.3% 2023
	WATER ADMINISTRATION						
404-520-533-10110	EXE SALARIES & WAGES	14,797.00	4,377.00	10,420.00	30%	4,377.00	29.36 %
404-520-533-10120	REGULAR SALARIES & WAGES	47,595.00	14,092.00	33,503.00	30%	21,922.00	33.71 %
404-520-533-10140	OVERTIME	3,659.00	463.00	3,196.00	13%	1,899.00	37.31 %
404-520-533-10210	FICA TAXES	5,053.00	1,339.00	3,714.00	26%	1,987.00	32.84 %
404-520-533-10220	RETIREMENT CONTRIBUTIONS	7,487.00	2,168.00	5,319.00	29%	3,002.00	32.06 %
404-520-533-10230	LIFE & HEALTH INSURANCE	21,400.00	5,169.00	16,231.00	24%	7,308.00	38.62 %
404-520-533-30320	ACCOUNTING & AUDITING SERVICES	12,154.00	1,650.00	10,504.00	14%	-	0.00 %
404-520-533-30341	CONTRACTUAL SERVICES	6,559.00	1,723.00	4,836.00	26%	1,185.00	11.01 %
404-520-533-30343	PROFESSIONAL SERVICES	433.00	-	433.00	0%	90.00	100.00 %
404-520-533-30390	CONTINGENCY	51,927.00	-	51,927.00	0%	-	0.00 %
404-520-533-30402	TRAVEL EXPENSE	180.00	-	180.00	0%	-	0.00 %
404-520-533-30404	OIL & GREASE	90.00	-	90.00	0%	-	0.00 %
404-520-533-30405	TIRES	360.00	-	360.00	0%	-	0.00 %
404-520-533-30410	TELEPHONE	2,000.00	551.00	1,449.00	28%	640.00	33.01 %
404-520-533-30440	RENTALS & LEASES	498.00	-	498.00	0%	-	0.00 %
404-520-533-30451	INSURANCE - PROPERTY LIABILITY	83,143.00	41,565.00	41,578.00	50%	31,105.00	47.15 %
404-520-533-30465	COPIER REPAIRS	1,800.00	-	1,800.00	0%	-	0.00 %
404-520-533-30490	BANK CHARGES	900.00	-	900.00	0%	-	0.00 %
404-520-533-30491	OTHER OPERATING EXPENSE	1,800.00	171.00	1,629.00	10%	823.00	46.51 %
404-520-533-30493	TRAINING	900.00	-	900.00	0%	-	0.00 %
404-520-533-30501	PERMITS & FEES	78.00	-	78.00	0%	-	0.00 %
404-520-533-30511	OFFICE SUPPLIES	187.00	-	187.00	0%	-	0.00 %
404-520-533-30521	OPERATING SUPPLIES	270.00	-	270.00	0%	-	0.00 %
404-520-533-30522	OPERATING SUPPLIES - UNIFORMS	225.00	82.00	143.00	36%	68.00	25.01 %
404-520-533-31000	OTHER OPERATING EXP - IT SUPPO	9,500.00	3,167.00	6,333.00	33%	3,167.00	33.33 %
404-520-533-70031	2020A BOND SERVICE PRINCIPAL	103,284.00	51,376.00	51,908.00	50%	50,329.00	49.74 %
404-520-533-70032	2020A BOND DEBT SERVICE INTERE	15,244.00	7,359.00	7,885.00	48%	8,406.00	51.59 %
404-520-533-70113	2021 BOND DEBT SERVICE PRINCIP	30,622.00	15,248.00	15,374.00	50%	15,000.00	49.79 %
404-520-533-70114	2021 BOND DEBT SERVICE INTERES	8,219.00	4,172.00	4,047.00	51%	4,421.00	50.71 %
404-520-533-70710	SRL DRNK WTR 200601 PRIN	-	-	-	0%	12,433.00	9.62 %
404-520-533-70720	DRK WTR SRL 200601 INT	-	-	-	0%	385.00	10.28 %
404-520-533-70722	2020C FDEP BBT PRINCIPAL	150,239.00	74,725.00	75,514.00	50%	73,173.00	49.73 %
404-520-533-70723	2020C FDEP BBT INTEREST	32,191.00	16,490.00	15,701.00	51%	18,042.00	51.09 %
404-520-533-70731	HONEYWELL LOAN PRINCIPAL	-	-	-	0%	12,690.00	49.42 %
404-520-533-70732	HONEYWELL LOAN INTEREST	-	-	-	0%	596.00	66.41 %

CITY OF QUINCY, FL
 OPERATING EXPENSES FOR THE FOUR (4) MONTHS ENDED JANUARY 31, 2024 - BUDGET TO ACTUAL.

GL_ACCT #	ACCOUNT DESCRIPTION	FY 2024 OPERATING BUDGET	FY 2024 4 MONTHS YTD OPERATING ACTUAL	FY 2024 OPERATING BUDGET BALANCE	FY 2024 4 MONTHS YTD OPERATING ACTUAL 33.3%	FY 2023 4 MONTHS YTD OPERATING ACTUAL	YTD 33.3% 2023
404-520-533-90990	TRANSFER OF PROFIT	622,466.00	207,488.00	414,978.00	33%	137,895.00	33.33 %
404-520-533-91000	BUSINESS ACTIVITY SHARED EXP	45,424.00	15,141.00	30,283.00	33%	32,852.00	33.33 %
	TOTAL WATER ADM	1,280,684.00	468,516.00	812,168.00	37%	443,795.00	36.00-%
	WATER TREATMENT						
404-530-533-30341	CONTRACTUAL SERVICES	382,000.00	126,977.00	255,023.00	33%	122,043.00	31.07 %
404-530-533-30430	UTILITIES	105,000.00	29,103.00	75,897.00	28%	38,562.00	29.00 %
404-530-533-30466	REPAIR & MAINTENANCE - PLANT	1,800.00	33.00	1,767.00	2%	-	0.00 %
404-530-533-30469	REPAIR & MAINT RESERVOIRS EQUIPMENT	2,340.00	-	2,340.00	0%	-	0.00 %
404-530-533-60644		-	-	-	0%	27,000.00	90.00 %
	TOTAL WATER TREATMENT	491,140.00	156,113.00	335,027.00	32%	187,605.00	34.00-%
	WATER DISTRIBUTION						
404-539-533-10120	REGULAR SALARIES & WAGES	118,464.00	31,706.00	86,758.00	27%	24,761.00	27.79 %
404-539-533-10140	OVERTIME	8,137.00	4,233.00	3,904.00	52%	3,303.00	25.84 %
404-539-533-10210	FICA TAXES	9,685.00	2,541.00	7,144.00	26%	1,971.00	27.19 %
404-539-533-10220	RETIREMENT CONTRIBUTIONS	14,216.00	3,539.00	10,677.00	25%	2,539.00	24.29 %
404-539-533-10230	LIFE & HEALTH INSURANCE	27,200.00	8,956.00	18,244.00	33%	8,196.00	33.36 %
404-539-533-30403	GASOLINE & DIESEL	1,800.00	1,148.00	652.00	64%	2,307.00	33.36 %
404-539-533-30404	OIL & GREASE	360.00	-	360.00	0%	-	0.00 %
404-539-533-30405	TIRES	1,080.00	24.00	1,056.00	2%	26.00	7.72 %
404-539-533-30406	AUTO PARTS	990.00	-	990.00	0%	281.00	42.13 %
404-539-533-30407	VEHICLE REPAIRS-PARTS AND LABO	1,086.00	-	1,086.00	0%	-	0.00 %
404-539-533-30462	REPAIR & MAINT- EQUIPMENT & TO	734.00	318.00	416.00	43%	416.00	44.19 %
404-539-533-30467	REPAIR & MAINT.-MAINS & LINES	58,208.00	5,742.00	52,466.00	10%	3,945.00	3.61 %
404-539-533-30468	REPAIR & MAINT.- SERVICES	10,980.00	-	10,980.00	0%	-	0.00 %
404-539-533-30491	OTHER OPERATING EXPENSE	274.00	-	274.00	0%	-	0.00 %
404-539-533-30521	OPERATING SUPPLIES	450.00	-	450.00	0%	-	0.00 %
404-539-533-30522	OPERATING SUPPLIES - UNIFORMS	1,600.00	739.00	1,061.00	41%	608.00	30.18 %
	TOTAL WATER DISTRIBUTION	255,454.00	58,946.00	196,518.00	23%	48,293.00	16.00-%
	TOTAL WATER FUND	2,027,288.00	683,575.00	1,343,713.00	34%	679,693.00	32.00-%
	GAS ADMINISTRATION						
405-520-532-10110	EXE SALARIES & WAGES	14,797.00	4,377.00	10,420.00	30%	4,377.00	24.38 %
405-520-532-10120	REGULAR SALARIES & WAGES	21,897.00	6,446.00	15,451.00	29%	7,469.00	28.67 %

CITY OF QUINCY, FL
 OPERATING EXPENSES FOR THE FOUR (4) MONTHS ENDED JANUARY 31, 2024 - BUDGET TO ACTUAL

G/L_Acct #	ACCOUNT DESCRIPTION	FY 2024 OPERATING BUDGET	FY 2024 4 MONTHS YTD OPERATING ACTUAL	FY 2024 OPERATING BUDGET BALANCE	FY 2024 4 MONTHS YTD OPERATING 33.3%	FY 2023 4 MONTHS YTD OPERATING ACTUAL	YTD 33.3% 2023
405-520-532-10140	OVERTIME	1,500.00	-	1,500.00	0%	-	0.00 %
405-520-532-10210	FICA TAXES	2,922.00	802.00	2,120.00	27%	874.00	24.82 %
405-520-532-10220	RETIREMENT CONTRIBUTIONS	4,403.00	1,270.00	3,133.00	29%	1,383.00	25.05 %
405-520-532-10230	LIFE & HEALTH INSURANCE	8,000.00	1,653.00	6,347.00	21%	1,887.00	25.32 %
405-520-532-30320	ACCOUNTING & AUDITING SERVICES	12,117.00	1,650.00	10,467.00	14%	-	0.00 %
405-520-532-30341	CONTRACTUAL SERVICES	8,168.00	3,333.00	4,835.00	41%	194.00	2.14 %
405-520-532-30343	PROFESSIONAL SERVICES	7,380.00	-	7,380.00	0%	536.00	6.53 %
405-520-532-30380	PURCHASED GAS	925,000.00	322,753.00	602,247.00	35%	455,004.00	35.00 %
405-520-532-30390	CONTINGENCY	5,954.00	-	5,954.00	0%	-	0.00 %
405-520-532-30402	TRAVEL EXPENSE	180.00	-	180.00	0%	-	0.00 %
405-520-532-30403	GAS & DIESEL	450.00	-	450.00	0%	-	0.00 %
405-520-532-30404	OIL & GREASE	90.00	-	90.00	0%	-	0.00 %
405-520-532-30405	TIRES	90.00	21.00	69.00	23%	-	0.00 %
405-520-532-30410	TELEPHONE EXPENSE	2,700.00	551.00	2,149.00	20%	640.00	24.38 %
405-520-532-30440	RENTALS/LEASES	90.00	-	90.00	0%	-	0.00 %
405-520-532-30451	INSURANCE - PROPERTY LIABILITY	51,964.00	25,978.00	25,986.00	50%	19,441.00	47.15 %
405-520-532-30465	COPIER REPAIRS	1,800.00	-	1,800.00	0%	-	0.00 %
405-520-532-30490	BANK CHARGES	900.00	-	900.00	0%	-	0.00 %
405-520-532-30491	OTHER OPERATING EXPENSE	1,260.00	280.00	980.00	22%	800.00	31.72 %
405-520-532-30493	TRAINING	2,160.00	-	2,160.00	0%	-	0.00 %
405-520-532-30511	OFFICE SUPPLIES	360.00	-	360.00	0%	-	0.00 %
405-520-532-30521	OPERATING SUPPLIES	900.00	129.00	771.00	14%	385.00	47.49 %
405-520-532-30522	OPERATING SUPPLIES - UNIFORMS	252.00	82.00	170.00	33%	68.00	24.11 %
405-520-532-30580	TAXES-STATE ASSESSMENT	1,800.00	775.00	1,025.00	43%	1,209.00	42.93 %
405-520-532-31000	OTHER OPERATING EXP - IT SUPPO	9,500.00	3,167.00	6,333.00	33%	3,167.00	33.33 %
405-520-532-70113	2021 BOND DEBT SERVICE PRINCIP	30,622.00	15,248.00	15,374.00	50%	15,000.00	49.79 %
405-520-532-70114	2021 BOND DEBT SERVICE INTERES	8,219.00	4,172.00	4,047.00	51%	4,421.00	50.71 %
405-520-532-90990	TRANSFER OF PROFIT	303,737.00	101,246.00	202,491.00	33%	47,517.00	33.33 %
405-520-532-91000	BUSINESS ACTIVITY SHARED EXP	45,424.00	15,141.00	30,283.00	33%	21,693.00	33.33 %
	TOTAL GAS ADM	1,474,636.00	509,074.00	965,562.00	35%	586,065.00	34.00-%
	GAS DISTRIBUTION						
405-561-532-10120	REGULAR SALARIES & WAGES	129,253.00	38,166.00	91,087.00	30%	41,852.00	25.30 %
405-561-532-10140	OVERTIME	3,500.00	145.00	3,355.00	4%	1,169.00	33.40 %
405-561-532-10210	FICA TAXES	10,156.00	2,853.00	7,303.00	28%	3,203.00	24.79 %
405-561-532-10220	RETIREMENT CONTRIBUTIONS	15,510.00	4,463.00	11,047.00	29%	4,637.00	22.87 %

CITY OF QUINCY, FL
 OPERATING EXPENSES FOR THE FOUR (4) MONTHS ENDED JANUARY 31, 2024 - BUDGET TO ACTUAL.

GL_ACCT #	ACCOUNT DESCRIPTION	FY 2024 OPERATING BUDGET	FY 2024 4 MONTHS YTD OPERATING ACTUAL	FY 2024 OPERATING BUDGET BALANCE	FY 2024 4 MONTHS YTD OPERATING ACTUAL	FY 2024 4 MONTHS YTD OPERATING ACTUAL	FY 2024 4 MONTHS YTD OPERATING ACTUAL	YTD 33.3% 2023
405-561-532-10230	LIFE & HEALTH INSURANCE	18,200.00	5,616.00	12,584.00	31%	6,051.00	22.11 %	
405-561-532-30403	GASOLINE & DIESEL	3,150.00	955.00	2,195.00	30%	933.00	26.65 %	
405-561-532-30404	OIL & GREASE	261.00	-	261.00	0%	-	0.00 %	
405-561-532-30405	TIRES	705.00	145.00	560.00	21%	170.00	21.70 %	
405-561-532-30406	VEHICLE PARTS	2,160.00	162.00	1,998.00	8%	300.00	19.42 %	
405-561-532-30407	VEHICLE REPAIR PARTS AND LABO	450.00	205.00	245.00	46%	-	0.00 %	
405-561-532-30430	UTILITIES	1,400.00	497.00	903.00	36%	372.00	24.98 %	
405-561-532-30462	REPAIR & MAINT-EQUIPMENT & TOO	328.00	126.00	202.00	38%	136.00	32.92 %	
405-561-532-30467	MAINT. OF MAINS & LINES - GAS	7,200.00	-	7,200.00	0%	-	0.00 %	
405-561-532-30468	MAINTENANCE OF SERVICES - GAS	3,913.00	-	3,913.00	0%	-	0.00 %	
405-561-532-30491	OTHER OPERATING EXPENSE	286.00	-	286.00	0%	-	0.00 %	
405-561-532-30520	OPER SUPP-WATER HEATERS	450.00	-	450.00	0%	-	0.00 %	
405-561-532-30521	OPERATING SUPPLIES	163.00	-	163.00	0%	-	0.00 %	
405-561-532-30522	OPERATING SUPPLIES - UNIFORMS	2,237.00	821.00	1,416.00	37%	690.00	27.74 %	
405-561-532-60644	EQUIPMENT	4,500.00	-	4,500.00	0%	-	0.00 %	
	TOTAL GAS DISTRIBUTION	203,822.00	54,154.00	149,668.00	27%	59,513.00	16.00-%	
	TOTAL GAS FUND	1,678,458.00	563,228.00	1,115,230.00	34%	645,578.00	31.00-%	
	REFUSE ADMINISTRATION							
406-410-539-30320	ACCOUNTING & AUDITING SERVICES	12,155.00	1,650.00	10,505.00	14%	-	0.00 %	
406-410-539-30390	CONTINGENCY	221.00	-	221.00	0%	-	0.00 %	
406-410-539-30443	RESIDENTIAL REFUSE	700,000.00	332,999.00	367,001.00	48%	190,671.00	33.04 %	
406-410-539-30451	INSURANCE - PROPERTY LIABILITY	41,571.00	20,788.00	20,788.00	50%	15,553.00	47.85 %	
406-410-539-30480	YARD/SOLID WASTE TIPPING FEES	95,000.00	35,515.00	59,485.00	37%	23,704.00	24.95 %	
406-410-539-30490	BANK CHARGES	90.00	-	90.00	0%	16.00	1.56 %	
406-410-539-31000	OTHER OPERATING EXP - IT SUPPO	9,500.00	3,167.00	6,333.00	33%	3,167.00	33.33 %	
406-410-539-31443	COMMERCIAL REFUSE	495,000.00	275,011.00	219,989.00	56%	151,336.00	30.46 %	
406-410-539-90990	TRANSFER PROFITS TO GF	162,384.00	54,128.00	108,256.00	33%	69,890.00	33.33 %	
406-410-539-91000	BUSINESS ACTIVITY SHARED EXP	45,424.00	15,141.00	30,283.00	33%	21,701.00	33.33 %	
	TOTAL REFUSE FUND	1,561,345.00	738,394.00	822,951.00	47%	476,038.00	32.00-%	
	LANDFILL OPERATIONS							
407-422-536-10120	REGULAR SALARIES & WAGES	46,319.00	11,809.00	34,510.00	26%	11,808.00	21.08 %	
407-422-536-10140	OVERTIME	1,000.00	289.00	711.00	29%	201.00	20.14 %	
407-422-536-10210	FICA TAXES	3,620.00	865.00	2,755.00	24%	861.00	19.75 %	

CITY OF QUINCY, FL
 OPERATING EXPENSES FOR THE FOUR (4) MONTHS ENDED JANUARY 31, 2024 - BUDGET TO ACTUAL

G/L_ACC#	ACCOUNT DESCRIPTION	FY 2024 OPERATING BUDGET	FY 2024 4 MONTHS YTD OPERATING ACTUAL	FY 2024 OPERATING BUDGET BALANCE	FY 2024 4 MONTHS YTD OPERATING 33.3%	FY 2023 4 MONTHS YTD OPERATING ACTUAL	YTD 33.3% 2023
407-422-536-10220	RETIREMENT CONTRIBUTIONS	5,558.00	1,382.00	4,176.00	25%	1,382.00	20.20 %
407-422-536-10230	LIFE & HEALTH INSURANCE	7,800.00	2,460.00	5,340.00	32%	2,374.00	25.70 %
407-422-536-30341	CONTRACTUAL SERVICES	5,400.00	-	5,400.00	0%	-	0.00 %
407-422-536-30346	MONITORING FEES	31,652.00	12,195.00	19,457.00	39%	11,905.00	28.18 %
407-422-536-30390	CONTINGENCY	4,666.00	-	4,666.00	0%	-	0.00 %
407-422-536-30430	UTILITIES	900.00	307.00	593.00	34%	257.00	25.36 %
407-422-536-30462	REPAIR & MAINT-EQUIPMENT & TOO	501.00	-	501.00	0%	-	0.00 %
407-422-536-30463	REPAIR & MAINT.-BUILDINGS & GR	1,714.00	81.00	1,633.00	5%	47.00	1.69 %
407-422-536-30491	OTHER OPERATING EXPENSE	900.00	-	900.00	0%	19.00	1.46 %
407-422-536-30493	TRAINING	1,350.00	-	1,350.00	0%	511.00	78.63 %
407-422-536-31000	OTHER OPERATING EXP - IT SUPPO	9,500.00	3,167.00	6,333.00	33%	3,167.00	33.33 %
407-422-536-91000	BUSINESS ACTIVITY SHARED EXP	11,356.00	3,785.00	7,571.00	33%	2,074.00	33.33 %
	TOTAL LANDFILL FUND	132,236.00	36,340.00	95,896.00	27%	34,606.00	23.00-%
	TELECOMMUNICATIONS						
508-539-539-30341	CONTRACTUAL SERVICES	-	-	-	0%	148.00	4.76 %
508-539-539-30343	PROFESSIONAL SERVICES	175,000.00	5,185.00	169,815.00	3%	15,361.00	17.44 %
508-539-539-30403	GAS & DIESEL	1,750.00	581.00	1,169.00	33%	408.00	20.46 %
508-539-539-30410	TELEPHONE	11,150.00	3,789.00	7,361.00	34%	4,159.00	29.70 %
508-539-539-30430	UTILITIES	5,500.00	1,661.00	3,839.00	30%	1,707.00	24.39 %
508-539-539-30491	OTHER OPERATING EXPENSES	5,100.00	846.00	4,254.00	17%	2,975.00	50.00 %
508-539-539-30494	Software License	500.00	-	500.00	0%	-	0.00 %
508-539-539-30497	LICENSES & SUPPORT	101,080.00	20,562.00	80,518.00	20%	-	0.00 %
508-539-539-60644	EQUIPMENT	9,551.00	5,258.00	4,293.00	55%	-	0.00 %
	TOTAL TELECOMMUNICATIONS	309,631.00	37,862.00	271,749.00	12%	24,778.00	13.00-%
	TOTAL ENTERPRISE FUND	23,417,472.00	7,306,556.79	16,114,045.21	31%	7,966,867.00	30.00-%
	TOTAL ALL FUNDS	35,710,198.00	10,669,832.96	25,043,495.04	30%	11,896,252.00	30.00-%

DEBT SERVICE COVERAGE REPORT

AS OF JANUARY 31, 2024

**CITY OF QUINCY, FLORIDA
STATEMENT OF DEBT COVERAGE REPORT
AS OF JANUARY 31, 2024**

**FY 2024 FOUR
MONTHS
ENDED
01/31/2024
ACTUAL**

REVENUES

Governmental	\$4,195,445
Enterprise	6,741,456
Total Revenues	<u><u>\$10,936,901</u></u>

EXPENDITURES

Personnel	\$2,624,552
Contractual Services	604,676
Professional Services	61,247
Purchased Electric	2,048,738
Purchased Gas	322,753
Contingency/Reserves/ Parks & Facilities	23,822
Travel, Gas, Oil & Grease, Tires, Auto Parts & Repair	113,413
Telephone	58,809
Utilities	148,217
Community Services	0
Commercial & Residential Refuse	608,010
Insurance - Property Liability	592,102
Rentals, Repair & Maintenance	109,772
Yard Tipping Cost	35,515
Other Operating Expenses	45,301
Training & Software	54,903
Office Supplies	4,324
Operating Materials & Supplies	69,007
Uniforms	38,622
Athletic Supplies & Equipment	16,633
Dues, Publications, Subscriptions & Memberships	56,127
Economic Environment & Development	0
Other Operating Expenses - IT Support	98,958
CRA Operations & Projects	204,826
Aid to Private Organizations	15,000
Transfers	1,072,519
Business Activity - Enterprise	189,266

Total Expenditures 9,217,112

MODIFIED OPERATING INCOME \$1,719,789

DEBT SERVICE \$621,693

DEBT SERVICE RATIO 2.77

GRANT REPORT
THE FOUR MONTHS ENDED JANUARY 31, 2024

CITY OF QUINCY, FLORIDA
GRANT REPORT
FOR THE FOUR MONTHS ENDED JANAUARY 31, 2024

ACCOUNT_#	ACCOUNT DESCRIPTION	TED_BUDG	(THS_YTD	(R) ADJUST	YTD_%
AMERICAN RESCUE PLAN ACT GRANT					
001-366-10015	AMERICAN RESCUE PLAN GRANT	\$215,753	\$10,000	\$205,753	5%
402-331-33000	AMERICAN RESCUE PLAN ACT GRANT	\$215,000	\$74,467	\$140,533	0%
403-331-33000	AMERICAN RESCUE PLAN ACT GRANT	\$52,027	\$0	\$52,027	0%
	TOTAL AMER. RESCUE PLAN REVS	\$482,780	\$84,467	\$398,313	4%
AMERICAN RESCUE PLAN ACT GRANT					
001-430-541-80833	AMERICAN RESCUE PLAN ACT GRANT	\$215,753	\$10,000	\$205,753	5%
402-540-535-80833	AMERICAN RESCUE PLAN ACT GRANT	\$215,000	\$74,467	\$140,533	0%
403-520-531-80833	AMERICAN RESCUE PLAN ACT GRANT	\$52,027	\$0	\$52,027	0%
	TOTAL AMER. RESCUE PLAN EXPS	\$482,780	\$84,467	\$398,313	-2%
SOAR GRANT					
SOAR GRANT REVS					
001-366-10018	SOAR - STUDENTS WITH OPP TO AC	\$35,000	\$10,493	\$24,508	15%
	TOTAL SOAR GRANT REVS	\$35,000	\$10,493	\$24,508	15%
SOAR GRANT EXP					
001-001-519-80834	SOAR GRANT - JOB 126	\$35,000	\$10,493	\$24,508	3%
	TOTAL SOAR GRANT EXP	\$35,000	\$10,493	\$24,508	-3%
HOMETOWN REVITALIZATION GRANT					
HOMETOWN REVITAL. GRANT REV					
002-334-90000	GRANT PROCEEDS	\$2,949,428	\$0	\$2,949,428	0%
	TOTAL HOMETOWN REVITAL. REVS	\$2,949,428	\$0	\$2,949,428	0%
HOMETOWN REVITAL. GRANT EXP					
002-250-552-80836	HOMETOWN REVITALIZATION GRANT	\$2,949,428	\$0	\$2,949,428	0%
	TOTAL HOMETOWN REVITAL. EXP	\$2,949,428	\$0	\$2,949,428	0%
	TOTAL GRANT REVENUES	\$3,467,208	\$94,959	\$3,372,249	3%
	TOTAL GRANT EXPENSES	\$3,467,208	\$94,959	\$3,372,249	3%

UTILITY BILLING REPORT

AS OF JANUARY 31, 2024

City of Quincy, Florida
Billing Statistics for the Month of January, 2024
Cycle 1
Prior Month Comparison

	FY 2024	FY 2023	
Month of January	1/7/2024	12/7/2023	Variance
No. of Bills	2,228	2,218	10
No. Bills Estimated	115	88	27
Consumption	7,002,061	4,850,474	2,151,587
Fuel Adjustment Rate	0.009800	0.009500	0.000
Fuel Adjustment	\$65,639	\$43,849	\$21,790
Services Billed	\$1,059,644	\$865,956	\$193,688

Comments: The month of January 2024 resulted in a increase of 10 accounts, increased consumption of 2,151,587 and increased revenue of \$193,688, when compared to December 2023.

Prepared by Donna Reeves, Utility Billing Specialist

City of Quincy, Florida
Billing Statistics for the Month of January, 2024
Cycle 1
Prior Year Comparison

	FY 2024	FY 2023	
Month of January	1/7/2024	1/7/2023	Variance
No. of Bills	2,228	2,259	(31)
No. Bills Estimated	115	99	16
Consumption	7,002,061	7,458,969	(456,908)
Fuel Adjustment Rate	0.009800	0.022400	(0.013)
Fuel Adjustment	\$65,639	\$161,744	(\$96,105)
Services Billed	\$1,059,644	\$1,053,686	\$5,958

Comments: The month of January 2024 resulted in a decrease of 31 accounts, decreased consumption of 456,908 and increased revenue of \$5,958, when compared to January 2023.

Prepared by Donna Reeves, Utility Billing Specialist

City of Quincy, Florida
Billing Statistics for the Month of January, 2024
Cycle 2
Prior Month Comparison

	FY 2024	FY 2023	
Month of January	1/22/2024	12/22/2023	Variance
No. of Bills	2,502	2,512	(10)
No. Bills Estimated	72	62	10
Consumption	3,979,663	2,868,960	1,110,703
Fuel Adjustment Rate	0.007900	0.009800	(0.002)
Fuel Adjustment	30,018	25,572	\$4,446.00
Services Billed	\$604,454	\$471,268	\$133,186

Comments: The month of January 2024 resulted in an increase of 10 accounts, increased consumption of 1,110,703 and increased revenue of \$133,186, when compared to December 2023.

City of Quincy, Florida
Billing Statistics for the Month of January, 2024
Cycle 2
Prior Year Comparison

	FY 2024	FY 2023	
Month of January	1/22/2024	1/22/2023	Variance
No. of Bills	2,502	2,501	1
No. Bills Estimated	72	59	13
Consumption	3,979,663	3,598,831	380,832
Fuel Adjustment Rate	0.007900	0.037700	(0.030)
Fuel Adjustment	30,018	128,440	\$ (98,422.53)
Services Billed	\$604,454	\$602,963	\$1,490

Comments: The month of January 2024 resulted in a increase of 1 account, increased consumption of 380,832 and increased revenue of \$1490 when compared to January 2023.

**ELECTRIC REVENUE ANALYSIS
AS OF JANUARY 31, 2024**

- **PRIOR YEAR**
- **BUDGET VS ACTUAL**

City of Quincy, Florida
Electric Revenue Prior Year Variance
For the Four Months Ended January 2024

Account Number	Description	FY2024 Jan	FY2023 Jan	Variance
403-343-11000	RESIDENTIAL SALES	\$1,677,195	\$1,899,312	(\$222,117)
403-343-12000	COMMERCIAL SALES	\$1,712,172	\$2,512,416	(\$800,244)
403-343-13000	INDUSTRIAL SALES	\$427,832	\$626,139	(\$198,307)
403-343-14000	STREET LIGHTING SALES	\$13,648	\$17,808	(\$4,160)
403-343-15000	INTERDEPARTMENTAL SALES	\$67,467	\$80,077	(\$12,610)
403-343-16000	CONNECTIONS	-\$7,456	\$1,898	(\$9,354)
403-343-16500	Hurricane Michael Surcharge	\$0	\$302,578	(\$302,578)
403-343-17000	FORFEITED DISCOUNTS - PENALTIES	\$64,348	\$86,154	(\$21,806)
403-343-18500	SPECIAL PROJECT - MATERIAL SALES	\$0	\$84	(\$84)
403-343-19000	CUT ON/OFF FEES	\$4,269	\$1,615	\$2,654
403-343-24000	TRANSFORMER RENT	\$2,820	\$2,820	\$0
403-343-27000	MISCELLANEOUS CHARGES	\$2,425	(\$1,718)	\$4,143
403-343-29000	POLE RENT-CABLEVISION	\$19,832	\$0	\$19,832
403-343-90000	MISCELLANEOUS REVENUES	\$982	\$1,268	(\$285)
403-361-10000	INTEREST REVENUE	\$1,087	\$1,685	(\$598)
403-369-90000	MISCELLANEOUS REVENUES	\$1,648	\$12,796	(\$11,148)
	** GRAND TOTAL **	\$3,988,269	\$5,544,932	(\$1,556,663)
Percentage		72%	100%	-28%
Revenue w/o FEMA (non-recurring revenue)		\$3,988,269	\$5,544,932	(\$1,556,663)

City of Quincy, Florida
 Electric Revenue Analysis - Actual vs Budget
 For the Four Months Ended January 31, 2024

Account Number	Description	Adjusted Budget	Approved Budget YTD	YTD Amount	Variance
403-343-11000	RESIDENTIAL SALES	\$5,472,206	\$1,824,069	\$1,677,195	(\$146,874)
403-343-12000	COMMERCIAL SALES	\$6,972,186	\$2,324,062	\$1,712,172	(\$611,890)
403-343-13000	INDUSTRIAL SALES	\$1,819,570	\$606,523	\$427,832	(\$178,691)
403-343-14000	STREET LIGHTING SALES	\$48,985	\$16,328	\$13,648	(\$2,680)
403-343-15000	INTERDEPARTMENTAL SALES	\$236,594	\$78,865	\$67,467	(\$11,398)
403-343-16000	CONNECTIONS	\$124,801	\$41,600	-\$7,456	(\$49,056)
403-343-17000	FORFEITED DISCOUNTS - PENALTIES	\$197,198	\$65,733	\$64,348	(\$1,385)
403-343-18500	SPECIAL PROJECT - MATERIAL SALES	\$1,000	\$333	\$0	(\$333)
403-343-19000	CUT ON/OFF FEES	\$7,169	\$2,390	\$4,269	\$1,879
403-343-24000	TRANSFORMER RENT	\$8,713	\$2,904	\$2,820	(\$85)
403-343-27000	MISCELLANEOUS CHARGES	\$15,000	\$5,000	\$2,425	(\$2,575)
403-343-29000	POLE RENT-CABLEVISION	\$24,512	\$8,171	\$19,832	\$11,661
403-343-90000	MISCELLANEOUS REVENUES	\$3,243	\$1,081	\$982	(\$99)
403-361-10000	INTEREST REVENUE	\$5,255	\$1,752	\$1,087	(\$665)
403-369-90000	MISCELLANEOUS REVENUES	\$20,325	\$6,775	\$1,648	(\$5,127)
** GRAND TOTAL **		\$14,956,757	\$4,985,586	\$3,988,269	(\$997,317)
Percentage		100%	80%	-20%	

CUSTOMER SERVICE RECEIPTS COLLECTED
FOR THE MONTH OF JANUARY 31, 2024

NEW CUSTOMERS REPORT

AS OF JANUARY 31, 2024

New Accounts Created as of January 1 - January 31, 2024

Account Number	Cycle	Billing Name	Location Code	Service Address	Account Start Date	Srv User Type
10005	1	THE CENTER FOR HEALT	10	234 E Crawford St	2024-01-02	CI
313026	1	JASMINE GRIMES	313	501 B W Roberts St	2024-01-18	RI
358513	2	JEREMIAH VICKERS	3585	12 N Virginia St	2024-01-24	RI
530020	1	MOHAMMED ASKAR	530	307 E Jefferson St	2024-01-23	CI
680017	1	STANLEY DUPONT	680	429 N Adams St	2024-01-04	RI
1161025	1	DEZARIAN JOHNSON	1161	428 Rosewood St	2024-01-02	RI
1377014	1	BRENDA ANDREO-GARCIA	1377	812 W Washington St	2024-01-17	RI
1585013	1	DAVID CLAY	1585	128 Pittman St	2024-01-17	RI
2225035	1	RUBY BURKE	2225	1523 Live Oak St	2024-01-16	RI
2437023	1	JOANNA SMITH	2437	814 4th St	2024-01-16	RI
2556031	1	ANQUNISHA CALLINS	2556	122 N Cleveland St A	2024-01-02	RI
2676013	2	LESVIA ZACARIAS	2676	100 Wallace Dr	2024-01-10	RI
2827030	2	SHERITA BAKER	2827	753 S Pat Thomas Pkw	2024-01-31	RI
3006022	2	LEIANI OSMIN	3006	905 S Adams St	2024-01-03	RI
3111021	2	STEFFANY WILLIAMS	3111	912 Joe Adams Rd	2024-01-02	RO
3351012	2	ANDERIA BELVIS	3351	1943 Hamilton St	2024-01-31	RI
3457021	2	CARLOS QUIJADA	3457	1922 W Jefferson St	2024-01-30	RI
3622023	2	MANUEL GUERRA	3622	Home Trailer Park #1	2024-01-16	RI
3904012	2	ALAUNDREA BETSEY	3904	95 Alford St	2024-01-23	RO RO
4524024	2	BEVERLY GILYARD	4524	427 S Stewart St Apt	2024-01-04	RI
4528019	2	KEAAUNDRANIQUE HANNA	4528	427 S Stewart St Apt	2024-01-26	RI
4531021	2	CAROLYN JOHNSON	4531	427 S Stewart St Apt	2024-01-26	RI
4536022	2	LAERICA WOOD	4536	427 S Stewart St Apt	2024-01-24	RI
4585031	2	TRIONNA WILLIAMS	4585	500 S Atlanta St Apt	2024-01-17	RO
4656026	2	DE"SHONBRIIYA ELAM	4656	620 Atlanta St # K-2	2024-01-31	RO

New Accounts Created as of January 1 - January 31, 2024

Account Number	Cycle	Billing Name	Location Code	Service Address	Account Start Date	Srv User Type
4748008	2	ANA MALDONADO	4748	Home Trailer #11	2024-01-02	RI
5068008	1	DEBBIE HARRIS	5068	343 S Cleveland St	2024-01-05	RI
5172024	1	DESTINY JOHNSON	5172	324 S Key St	2024-01-12	RI
5699013	2	EVETTE TURNER	5699	Triple Oaks Apt 44	2024-01-22	RO
5958015	1	ANTHONY MATHEWS	5958	W 116-a Jefferson St	2024-01-19	CI
6085007	1	GERALDINE CURRY	6085	9 S Jackson St	2024-01-22	CI
6346006	2	LATOYIA FORD	6346	405 Strong Rd 12c	2024-01-24	RO
6357009	2	ALVINA BELL	6357	405 Strong Rd 14d	2024-01-18	RO
6570007	2	SHALANDRIA SHARP	6570	335 Hogan Ln	2024-01-12	RO
6629022	1	YATESHA MILLER	6629	64 N Cleveland St-bl	2024-01-02	RI
8186002	2	RICHELE ROBINSON	8186	335 Sparkle Berry Bl	2024-01-02	RO RO
8205029	1	NAJEE ADDERLEY	8205	64 N Cleveland St Bl	2024-01-16	RI
8245018	1	JESSICA GOSA	8245	64 N Cleveland St Ap	2024-01-11	RI
8622002	2	CHRISTOPHER SEACORD	8622	130 Foxfire Ct	2024-01-31	RI
66270021	1	JASMINE DUBOSE	6627	64 N Cleveland St Ap	2024-01-17	CI
566706707	1	TRACY LOCKWOOD	1560	1709 W Jefferson St	2024-01-08	CI

Total Services: 173
Total New Customer: 41

CI = Commercial
RI & RO = Residential

Prepared by: LaTrenda Gainous Carroll, Customer Services Supervisor

ARREARS REPORT

AS OF JANUARY 31, 2024

**City of Quincy - Arrears Report
For the Four months Ended January 2024**

Account Number	30_Day	60_Day	90_Day	Balance	Legend
	01.31.2024	12.31.2023	11.30.2023		
RESIDENTIAL - CYCLE 1					
2471034	\$ 700.32	\$ 482.34	\$ 2,192.14	\$ 3,374.80	PP
1946025	\$ 306.77	\$ 257.40	\$ 2,184.87	\$ 2,749.04	PP
2203015	\$ 666.33	\$ 514.09	\$ 1,402.23	\$ 2,582.65	NC
1707024	\$ 363.33	\$ 324.26	\$ 1,335.77	\$ 2,023.36	UO
824020	\$ 520.67	\$ 204.25	\$ 1,233.49	\$ 1,958.41	UO
548013	\$ 134.81	\$ 103.20	\$ 1,152.18	\$ 1,390.19	UO
2467011	\$ 80.85	\$ 80.85	\$ 1,105.45	\$ 1,267.15	UO
316031	\$ 237.63	\$ 156.09	\$ 760.11	\$ 1,153.83	UO
810011	\$ 103.53	\$ 103.53	\$ 899.60	\$ 1,106.66	UO
1628024	\$ 114.94	\$ 386.42	\$ 602.70	\$ 1,104.06	UO
8283005	\$ 308.64	\$ 734.33	\$ -	\$ 1,042.97	F
1216018	\$ 80.85	\$ 80.85	\$ 774.16	\$ 935.86	UO
1971035	\$ 80.85	\$ 80.85	\$ 733.76	\$ 895.46	UO
134013	\$ 386.81	\$ 338.73	\$ 166.39	\$ 891.93	UO
976015	\$ 729.04	\$ 152.98	\$ -	\$ 882.02	PP
2328023	\$ 80.85	\$ 80.85	\$ 637.70	\$ 799.40	UO
2226029	\$ 86.24	\$ 87.01	\$ 589.89	\$ 763.14	UO
2098011	\$ 80.85	\$ 80.85	\$ 534.84	\$ 696.54	UO
438015	\$ 369.67	\$ 215.20	\$ 91.92	\$ 676.79	UO
1784011	\$ 319.50	\$ 242.21	\$ 54.24	\$ 615.95	NC
481026	\$ 87.00	\$ 109.25	\$ 389.43	\$ 585.68	UO
1342035	\$ 157.96	\$ 152.16	\$ 206.35	\$ 516.47	UO
2126014	\$ 323.74	\$ 161.35	\$ 4.44	\$ 489.53	UO
1000013	\$ 463.30	\$ 14.76	\$ -	\$ 478.06	PP
125021	\$ 88.33	\$ 93.03	\$ 281.07	\$ 462.43	UO
8209017	\$ 63.78	\$ 155.40	\$ 237.90	\$ 457.08	UO

City of Quincy - Arrears Report
For the Four months Ended January 2024

Account Number	30_Day 01.31.2024	60_Day 12.31.2023	90_Day 11.30.2023	Balance	Legend
6459002	\$ 409.20	\$ -	\$ -	\$ 409.20	NC
738025	\$ 86.57	\$ 86.57	\$ 201.75	\$ 374.89	UO
2193029	\$ 93.14	\$ 89.02	\$ 186.23	\$ 368.39	UO
242029	\$ 343.55	\$ -	\$ -	\$ 343.55	PP
285016	\$ 201.48	\$ 140.48	\$ -	\$ 341.96	NC
585026	\$ 145.45	\$ 149.03	\$ -	\$ 294.48	UO
84027	\$ 126.73	\$ 112.67	\$ 26.33	\$ 265.73	UO
1704019	\$ 265.24	\$ -	\$ -	\$ 265.24	UO
6730017	\$ 184.56	\$ 78.77	\$ -	\$ 263.33	UO
154014	\$ 210.21	\$ -	\$ -	\$ 210.21	NC
2067013	\$ 200.03	\$ -	\$ -	\$ 200.03	NC
8208016	\$ 148.81	\$ -	\$ -	\$ 148.81	UO
1883032	\$ 133.47	\$ -	\$ -	\$ 133.47	UO
8356002	\$ 33.11	\$ 33.11	\$ 66.22	\$ 132.44	UO
8297007	\$ 110.84	\$ -	\$ -	\$ 110.84	NC
6736009	\$ 107.60	\$ -	\$ -	\$ 107.60	NC
8574003	\$ 104.44	\$ -	\$ -	\$ 104.44	NC
4501014	\$ 101.16	\$ -	\$ -	\$ 101.16	NC
6024019	\$ 100.48	\$ -	\$ -	\$ 100.48	NC
2388016	\$ 98.63	\$ -	\$ -	\$ 98.63	NC
8190024	\$ 97.98	\$ -	\$ -	\$ 97.98	NC
5321015	\$ 95.22	\$ -	\$ -	\$ 95.22	NC
6724	\$ 91.64	\$ -	\$ -	\$ 91.64	NC
397035	\$ 89.82	\$ -	\$ -	\$ 89.82	NC
8261009	\$ 88.71	\$ -	\$ -	\$ 88.71	NC
956012	\$ 88.38	\$ -	\$ -	\$ 88.38	NC
1828013	\$ 87.52	\$ -	\$ -	\$ 87.52	NC

City of Quincy - Arrears Report
For the Four months Ended January 2024

Account Number	30_Day 01.31.2024	60_Day 12.31.2023	90_Day 11.30.2023	Balance	Legend
228013	\$ 87.24	\$ -	\$ -	\$ 87.24	NC
146025	\$ -	\$ -	\$ 86.93	\$ 86.93	NC
2350013	\$ 83.24	\$ -	\$ -	\$ 83.24	NC
5062019	\$ 82.76	\$ -	\$ -	\$ 82.76	NC
4973004	\$ -	\$ -	\$ 80.63	\$ 80.63	NC
5033008	\$ 75.67	\$ -	\$ -	\$ 75.67	NC
8448002	\$ 69.81	\$ -	\$ -	\$ 69.81	NC
5044032	\$ 68.75	\$ -	\$ -	\$ 68.75	NC
8627001	\$ -	\$ 36.99	\$ 27.85	\$ 64.84	NC
5472011	\$ 61.27	\$ -	\$ -	\$ 61.27	NC
2093010	\$ 60.84	\$ -	\$ -	\$ 60.84	NC
224019	\$ 58.08	\$ -	\$ -	\$ 58.08	NC
5179005	\$ 57.83	\$ -	\$ -	\$ 57.83	NC
4885010	\$ 25.53	\$ 26.36	\$ 3.52	\$ 55.41	NC
Total Amount Residential	\$ 11,511.58	\$ 6,145.24	\$ 18,250.09	\$ 35,906.91	
Cycle 1	32%	17%	51%	100%	
Percentage					

City of Quincy - Arrears Report
For the Four months Ended January 2024

Account Number	30_Day 01.31.2024	60_Day 12.31.2023	90_Day 11.30.2023	Balance	Legend
COMMERCIAL - CYCLE 1					
4613011	\$ 7,580.81	\$ 6,037.51	\$ 29,338.04	\$ 42,956.36	PP
4635012	\$ 4,590.44	\$ 3,729.19	\$ 12,449.29	\$ 20,768.92	PP
4729013	\$ 10,350.14	\$ -	\$ -	\$ 10,350.14	NC
5388002	\$ 719.15	\$ 561.67	\$ 5,776.01	\$ 7,056.83	UO
8520001	\$ 899.85	\$ 802.20	\$ 1,197.40	\$ 2,899.45	PP
6607001	\$ 2,376.60	\$ -	\$ -	\$ 2,376.60	NC, NP
8430001	\$ 172.76	\$ 191.31	\$ 1,361.35	\$ 1,725.42	NC
1774012	\$ 561.15	\$ 965.97	\$ -	\$ 1,527.12	NC
1474017	\$ 219.67	\$ 286.58	\$ 489.23	\$ 995.48	UO
644016	\$ 217.19	\$ 183.90	\$ 335.34	\$ 736.43	PP
654015	\$ 193.29	\$ 156.22	\$ 16.91	\$ 366.42	PP
8504002	\$ 212.12	\$ -	\$ -	\$ 212.12	NC
1674016	\$ 154.40	\$ -	\$ -	\$ 154.40	PP
2101012	\$ 93.29	\$ -	\$ -	\$ 93.29	NC
1510016	\$ 83.24	\$ -	\$ -	\$ 83.24	NC
4634011	\$ 18.48	\$ 18.48	\$ 18.48	\$ 55.44	NC
Total Amount Commercial					
Cycle 1	\$ 28,442.58	\$ 12,933.03	\$ 50,982.05	\$ 92,357.66	
Percentage	31%	14%	55%	100%	

RESIDENTIAL - CYCLE 2					
4992005	\$ 80.85	\$ 91.60	\$ 3,253.62	\$ 3,426.07	UO
2705012	\$ 729.83	\$ 552.14	\$ 1,683.85	\$ 2,965.82	PP

City of Quincy - Arrears Report
For the Four months Ended January 2024

Account Number	30_Day 01.31.2024	60_Day 12.31.2023	90_Day 11.30.2023	Balance	Legend
2716011	\$ 197.13	\$ 140.63	\$ 2,144.12	\$ 2,481.88	PP
5459008	\$ -	\$ -	\$ 2,308.05	\$ 2,308.05	NC
5713013	\$ 175.30	\$ 202.97	\$ 1,725.26	\$ 2,103.53	PP
4519019	\$ 417.53	\$ 276.74	\$ 1,393.56	\$ 2,087.83	UO
3138011	\$ 549.54	\$ 540.93	\$ 906.69	\$ 1,997.16	NC
5768001	\$ 31.48	\$ 62.60	\$ 1,447.72	\$ 1,541.80	UO
5258011	\$ 68.51	\$ 64.01	\$ 1,297.93	\$ 1,430.45	UO
2980018	\$ 274.79	\$ 211.31	\$ 808.37	\$ 1,294.47	PP
4963009	\$ 23.58	\$ 23.58	\$ 1,073.72	\$ 1,120.88	UO
6347006	\$ 114.83	\$ 95.60	\$ 599.85	\$ 810.28	UO
2995012	\$ 125.07	\$ 110.09	\$ 511.94	\$ 747.10	UO
4453023	\$ 6.15	\$ 51.75	\$ 676.42	\$ 734.32	NC
6315007	\$ 214.52	\$ 219.51	\$ 117.76	\$ 551.79	NC
2678012	\$ 162.81	\$ 123.13	\$ 251.94	\$ 537.88	UO
4540020	\$ 127.46	\$ 120.90	\$ 269.65	\$ 518.01	UO
4704024	\$ 298.48	\$ 173.67	\$ -	\$ 472.15	NC
5742010	\$ 130.43	\$ 107.81	\$ 219.40	\$ 457.64	UO
2989016	\$ 273.28	\$ 155.55	\$ -	\$ 428.83	PP
6405001	\$ 387.71	\$ -	\$ -	\$ 387.71	UO
4286011	\$ 6.15	\$ 6.15	\$ 370.38	\$ 382.68	UO
2745022	\$ 173.48	\$ 133.71	\$ 67.56	\$ 374.75	NC
3912012	\$ 17.43	\$ 17.43	\$ 335.93	\$ 370.79	UO
2699011	\$ 132.85	\$ 112.64	\$ 107.22	\$ 352.71	PP
4922002	\$ -	\$ -	\$ 347.81	\$ 347.81	NC
3384016	\$ 169.74	\$ 144.81	\$ 25.27	\$ 339.82	NC
4146010	\$ 130.87	\$ 78.30	\$ 101.48	\$ 310.65	NC
3439013	\$ 307.78	\$ -	\$ -	\$ 307.78	NC

City of Quincy - Arrears Report
For the Four months Ended January 2024

Account Number	30_Day 01.31.2024	60_Day 12.31.2023	90_Day 11.30.2023	Balance	Legend
3340014	\$ 296.06	\$ 9.55	-	\$ 305.61	NC
5211012	\$ 144.37	\$ 126.47	-	\$ 270.84	NC
2719015	\$ 265.63	\$ 0.47	-	\$ 266.10	NC
5661007	\$ 188.09	\$ 76.32	-	\$ 264.41	NC
5630027	\$ 91.63	\$ 169.39	-	\$ 261.02	NC
6374002	\$ 100.78	\$ 118.19	40.09	\$ 259.06	NC
5424003	\$ 257.29	\$ -	-	\$ 257.29	NC
3417018	\$ 249.42	\$ -	-	\$ 249.42	NC
4550016	\$ 237.76	\$ -	-	\$ 237.76	NC
4608032	\$ 198.04	\$ -	-	\$ 198.04	NC
4554030	\$ 184.79	\$ 6.11	-	\$ 190.90	NC
8269010	\$ 168.97	\$ 19.30	-	\$ 188.27	NC
5329009	\$ 179.66	\$ -	-	\$ 179.66	NC
5671008	\$ 31.44	\$ 133.04	0.52	\$ 165.00	NC
566702312	\$ 163.09	\$ -	-	\$ 163.09	NC
2608012	\$ 139.08	\$ 18.42	-	\$ 157.50	NC
5926001	\$ 30.77	\$ 30.69	92.50	\$ 153.96	NC
5459009	\$ 151.43	\$ -	-	\$ 151.43	NC
2620015	\$ 138.27	\$ -	-	\$ 138.27	NC
8640001	\$ 13.38	\$ 13.38	109.69	\$ 136.45	NC
3579012	\$ 13.05	\$ 13.05	93.14	\$ 119.24	NC
4962016	\$ 104.89	\$ -	-	\$ 104.89	NC
5709010	\$ 101.58	\$ -	-	\$ 101.58	NC
4502022	\$ 97.91	\$ -	-	\$ 97.91	NC
3939012	\$ 5.13	\$ 5.13	87.21	\$ 97.47	NC
4570028	\$ 95.69	\$ -	-	\$ 95.69	NC
5847003	\$ 92.20	\$ -	-	\$ 92.20	NC

City of Quincy - Arrears Report
For the Four months Ended January 2024

Account Number	30_Day 01.31.2024	60_Day 12.31.2023	90_Day 11.30.2023	Balance	Legend
4468019	\$ 89.47	\$ -	\$ -	\$ 89.47	NC
2197013	\$ 88.56	\$ -	\$ -	\$ 88.56	NC
4143025	\$ 52.45	\$ 32.12	\$ 0.04	\$ 84.61	NC
4589029	\$ 84.11	\$ -	\$ -	\$ 84.11	NC
2602016	\$ 78.60	\$ -	\$ -	\$ 78.60	NC
4454031	\$ 77.86	\$ -	\$ -	\$ 77.86	NC
8332001	\$ 16.48	\$ 15.83	\$ 29.63	\$ 61.94	NC
5947004	\$ 61.51	\$ -	\$ -	\$ 61.51	NC
4478023	\$ 60.11	\$ -	\$ -	\$ 60.11	NC
4242013	\$ 57.64	\$ -	\$ -	\$ 57.64	NC
4591033	\$ 56.70	\$ -	\$ -	\$ 56.70	NC
4582002	\$ 18.31	\$ 35.63	\$ -	\$ 53.94	NC
Total Amount Residential					
Cycle 2	\$ 9,809.78	\$ 4,640.65	\$ 22,498.32	\$ 36,948.75	
Percentage	27%	13%	61%	100%	
COMMERCIAL - CYCLE 2					
4229013	\$ 259.12	\$ 249.31	\$ 4,711.25	\$ 5,219.68	PP
6324007	\$ 341.63	\$ 353.60	\$ 3,636.33	\$ 4,331.56	PP
6011002	\$ 70.40	\$ 70.40	\$ 1,323.18	\$ 1,463.98	UO
566706705	\$ -	\$ -	\$ 336.45	\$ 336.45	NC
8631001	\$ 13.38	\$ 13.38	\$ 199.53	\$ 226.29	UO
4598022	\$ 19.96	\$ 19.62	\$ 153.77	\$ 193.35	NC
3414014	\$ 146.04	\$ -	\$ -	\$ 146.04	UR
4657027	\$ 24.51	\$ 18.05	\$ 95.51	\$ 138.07	NC
4661032	\$ 19.26	\$ 18.50	\$ 91.19	\$ 128.95	NC
4644027	\$ 16.10	\$ 16.39	\$ 83.72	\$ 116.21	NC

**PURCHASE POWER (FUEL) ADJUSTMENT &
NET METER RATE REPORT
AS OF JANUARY 31, 2024**

CITY OF PURCHASE POWER ADJUSTMENT REPORT

FUEL ADJ. UPDATED	DECEMBER SERVICES	JANUARY SERVICES	VARIANCE
Duke - transmission cost	\$ 18,209.26	\$ 55,869.93	\$ 37,660.67
FPL - transmission cost	\$ 34,756.02	\$ 52,888.72	\$ 18,142.70
FPL Firm Capacity	\$ 277,936.46	\$ 395,086.36	\$ 117,149.90
SEPA	\$ 149,372.15	\$ 145,802.99	\$ (3,569.16)
Total Cost	\$ 480,273.89	\$ 649,658.00	\$ 169,384.11
FP&L	6,959,000	7,621,000	662,000
SEPA	3,607,153	3,209,178	(397,975)
Total KWH	10,566,153	10,830,178	264,025
Cost per KWH	0.04545	0.05999	0.0145
Base .038	0.0380	0.0380	-
Delta Cost - Base	0.0075	0.0220	0.0145
Adjust 6 %	1.060	1.060	-
Calculated fuel Adjustment	0.0079	0.0233	0.0154

CITY OF QUINCY NET METER RATE

Wholesale Purchase Energy Cost	DECEMBER SERVICES	JANUARY SERVICES	VARIANCE
FPL Firm Energy	\$ 181,686.46	\$ 288,086.36	\$ 106,399.90
SEPA Energy	\$ 80,511.65	\$ 71,628.85	\$ (8,882.80)
SEPA TOTAL BEFORE CREDIT	\$ 151,575.65	\$ 142,692.85	\$ (8,882.80)
SEPA CREDIT	\$ (2,203.50)	\$ 3,110.14	\$ 5,313.64
calculate % of credit SEPA	-1.5%	2.2%	3.6%
net purchase power credit	\$ (1,170.42)	\$ 1,561.23	\$ 2,731.65
amount charged to Quincy	\$ 79,341.23	\$ 73,190.08	\$ (6,151.15)
Total Cost	\$ 261,027.69	\$ 361,276.44	\$ 100,248.75
FP&L	6,959,000	7,621,000	662,000
SEPA	3,607,153	3,209,178	(397,975)
Total KWH	10,566,153	10,830,178	264,025
Wholesale Avoidance Cost	-0.0247	-0.03336	(0.00866)

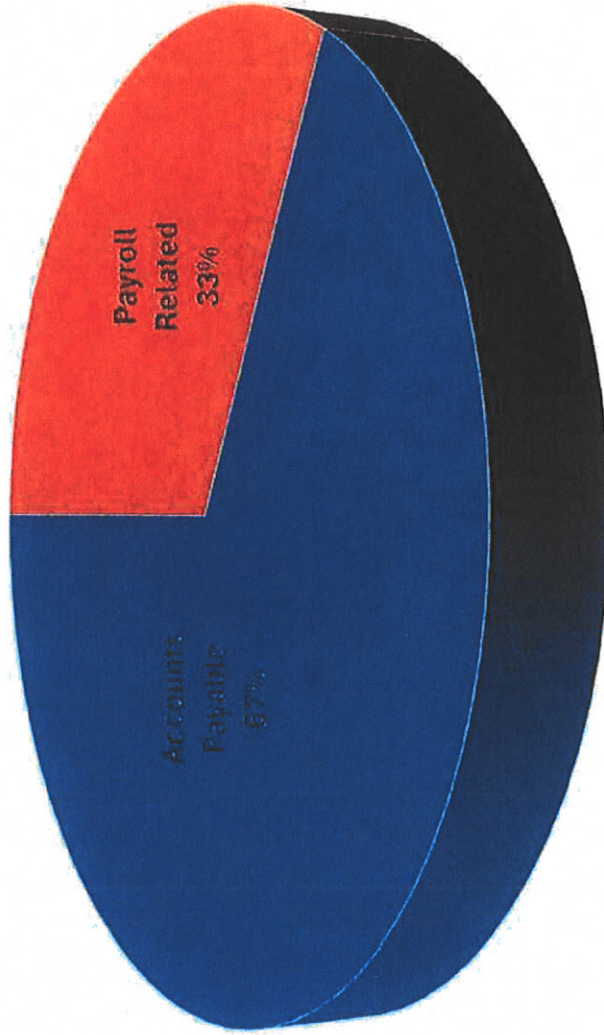
Submitted By: Amanda Matthews
Reviewed By: Marcia Carthy

DISBURSEMENTS REPORT

THE MONTH OF JANUARY 31, 2024

Category	No. of Payments	Value	%
Payroll Related	345	\$ 694,229.81	33%
Accounts Payable	145	\$ 1,430,538.51	67%
Checks/ NODs	490	\$ 2,124,768.32	100%

CITY OF QUINCY DISBURSEMENTS



BUDGET TRANSFER REPORT
THE MONTH OF JANUARY 31, 2024

City of Quincy, Florida
 Budget Transfers
 Month of January 2024

Account Number	Description	Approved Budget	AMOUNT OVERDRAWN	Budget Funds Transferred To	Budget Funds Transferred From	Comment
001-110-511-30434	SENIOR SERVICES	\$ 10,000.00	\$ (569.17)	\$ 569.17		Operating expenses exceed budget
001-110-511-30437	COMMUNITY EVENTS	\$ 7,200.00	\$ (2,097.03)	\$ 2,097.03	\$ 569.17	10% criteria met per ordinance
001-160-512-30491	OTHER OPERATING EXPENSE	\$ 13,500.00				Operating expenses exceed budget
001-160-512-30341	CONTRACTUAL SERVICES	\$ 9,000.00	\$ (1,864.27)	\$ 1,900.00	\$ 2,097.03	Operating expenses exceed budget
001-210-521-30403	GAS & DIESEL	\$ 1,771,293.00			\$ 1,900.00	10% criteria met per ordinance
001-220-521-10120	REGULAR SALARIES & WAGES	\$ 1,771,293.00			\$ 104,555.00	Transfer approved by commission - Enterprise Leasing
001-220-521-10120	REGULAR SALARIES & WAGES	\$ 1,350.00		\$ 30,000.00		Transfer approved by commission - Enterprise Leasing
001-220-521-30341	CONTRACTUAL SERVICES	\$ 22,500.00		\$ 37,555.00		Transfer approved by commission - Enterprise Leasing
001-220-521-30406	VEHICLE PARTS ONLY	\$ 109,020.00		\$ 1,000.00		Transfer requested by director
001-220-521-60642	VEHICLES	\$ 2,700.00			\$ 420.00	10% criteria met per ordinance
001-310-572-30522	OPERATING SUPPLIES - UNIFORMS	\$ 14,400.00			\$ 580.00	10% criteria met per ordinance
001-440-572-60644	ATHLETIC EQUIPMENT - BASKETBAL EQUIPMENT	\$ 5,850.00			\$ 5,085.00	10% criteria met per ordinance
400-271-513-10110	EXECUTIVE SALARIES & WAGES	\$ 76,052.00				Consultant fees in absence of finance director
400-271-513-30341	CONTRACTUAL SERVICES	\$ 2,250.00	\$ (5,084.82)	\$ 5,085.00		
	TOTAL BUDGET TRANSFERS			\$ 110,121.20	\$ 110,121.20	

FIXED ASSET PURCHASES REPORT
THE FOUR MONTHS ENDED JANUARY 31, 2024

CITY OF QUINCY
FIXED ASSET PURCHASES JANUARY 2024

Category	Approved Budget YTD	Actual YTD	% Budget YTD
EQUIPMENT	\$ 73,321.00	\$ 36,107.14	49%
OFFICE FURNITURE EQUIPMENT	\$ 23,177.00	\$ -	0%
SIGNALIZATION AND STREET LIGHTS	\$ 67,500.00	\$ 796.00	1%
VEHICLES	\$ 191,020.00	\$ 44,399.08	23%
BEAUTIFICATION PROJECTS, CRA CATALYST PROJECTS, SENIOR ENERGY EFF PROGRAM	\$ 817,558.00	\$ 198,155.35	24%
INFRASTRUCTURE	\$ 4,500.00	\$ -	0%
TOTAL	\$ 1,177,076.00	\$ 279,457.57	24%

P-CARD REPORT & BANK STATEMENT

THE MONTH OF JANUARY 31, 2024



Purchasing Card

FL CITY OF QUINCY
 XXXX-XXXX-XXXX-5777
 December 05, 2023 - January 04, 2024

Company Statement

Account Information	Payment Information	Account Summary
Mail Billing Inquiries to: BANKCARD CENTER PO Box 660441 Dallas, TX 75266-0441 TTY Hearing Impaired: Dial "711" Outside the U.S.: 1.509.353.6656 24 Hours For Lost or Stolen Card: 1.888.449.2273 24 Hours	Statement Date 01/04/24 Payment Due Date..... 01/18/24 Days in Billing Cycle 31 Credit Limit \$250,000 Cash Limit \$50,000 Total Payment Due \$4,101.27	Previous Balance \$9,528.28 Payments -\$9,528.28 Credits -\$20.69 Cash \$0.00 Purchases \$4,121.96 Other Debits \$0.00 Overlimit Fee \$0.00 Late Payment Fee \$0.00 Cash Fees \$0.00 Other Fees \$0.00 Finance Charge \$0.00 Current Balance \$4,101.27

Important Messages

Please do not send payment. Your automatic payment is scheduled to be credited to this account on 01/18/24.

Global Card Access - your card information whenever, wherever and however you need it. From the dashboard, you can quickly check your credit limit, balance, available credit and recent card activity. Other features like View PIN, Change PIN, Lock Card and Alerts help you keep your card secure. For added convenience, you can easily view or download your current statement up to 12 months of past statements. Visit www.bofa.com/globalcardaccess to register your card and start using Global Card Access today.

Cardholder Activity Summary

Account Number Credit Limit	Credits	Cash	Purchases and Other Debits	Total Activity
--------------------------------	---------	------	-------------------------------	----------------

0952828 0410127 0410127 4715290003775777

Account Number: XXXX-XXXX-XXXX- 5777
 December 05, 2023 - January 04, 2024

Total Payment Due \$4,101.27
 Payment Due Date..... 01/18/24

Enter payment amount

\$

BANK OF AMERICA
 PO BOX 15731
 WILMINGTON, DE 19886-5731

FL CITY OF QUINCY
 404 W JEFFERSON ST
 QUINCY, FL 32351-2328

Mail this coupon along with your check payable to:
 BANK OF AMERICA

FL CITY OF QUINCY
 XXXX-XXXX-XXXX-5777
 December 05, 2023 - January 04, 2024

Page 3 of 4

Cardholder Activity Summary				
Account Number	Credits	Cash	Purchases and Other Debits	Total Activity
ASHLEY, TIMOTHY XXXX-XXXX-XXXX-6406				
5,000	0.00	0.00	2,305.14	2,305.14
CARTY, MARCIA XXXX-XXXX-XXXX-2942				
10,930	0.00	0.00	580.99	580.99
FAGG, DECODY XXXX-XXXX-XXXX-7970				
5,000	0.00	0.00	616.56	616.56
NIXON, ROBERT XXXX-XXXX-XXXX-9847				
5,000	0.00	0.00	570.60	570.60
RESOURCES, HUMAN XXXX-XXXX-XXXX-3874				
2,000	20.89	0.00	19.88	-0.81
SHACKELFORD, JANICE XXXX-XXXX-XXXX-1522				
2,500	0.00	0.00	19.99	19.99
ZONING, PLANNING AND XXXX-XXXX-XXXX-6723				
5,000	0.00	0.00	8.80	8.80

Transactions						
Date	Date	Description	Reference Number	MCC	Charge	Credit
FL CITY OF QUINCY						Total Activity
Account Number: XXXX-XXXX-XXXX-5777						-\$9,528.28
12/18	12/18	AUTO PAYMENT DEDUCTION		0071		9,528.28
ASHLEY, TIMOTHY						Total Activity
Account Number: XXXX-XXXX-XXXX-6406						2,305.14
12/06	12/05	PY *GADSDEN MINI STORAGE 850-875-1077 FL	24445003340600167703508	4225	100.00	
12/07	12/06	SUNPASS*ACC114768140 888-865-5352 FL	24431063340083411352968	4784	18.07	
12/07	12/06	SUNPASS*ACC123455742 888-865-5352 FL	24431063340083411352804	4784	9.82	
12/26	12/23	WAL-MART #0488 QUINCY FL	24226383357360891366754	5411	87.39	
12/26	12/23	WAL-MART #0488 QUINCY FL	24226383357360891366762	5411	194.38	
12/26	12/23	WAL-MART #0488 QUINCY FL	24226383357360891366770	5411	92.71	
12/26	12/23	WAL-MART #0488 QUINCY FL	24226383357360891366788	5411	30.24	
12/26	12/23	WAL-MART #0488 QUINCY FL	24226383357360891366796	5411	213.48	
12/26	12/23	WAL-MART #0488 QUINCY FL	24226383357360891366804	5411	198.18	
12/26	12/23	WAL-MART #0488 QUINCY FL	24226383357360891366812	5411	99.15	
12/26	12/23	WAL-MART #0488 QUINCY FL	24226383357360891366820	5411	227.99	
12/26	12/23	WAL-MART #0488 QUINCY FL	24226383357360891366838	5411	218.55	
12/26	12/23	WAL-MART #0488 QUINCY FL	24226383358091000032727	5411	69.76	
12/26	12/23	WM SUPERCENTER #488 QUINCY FL	24445003358400318302319	5411	100.97	
12/26	12/23	WM SUPERCENTER #488 QUINCY FL	24445003358400318302491	5411	88.88	
12/26	12/23	WM SUPERCENTER #488 QUINCY FL	24445003358400318302566	5411	181.61	
12/26	12/23	WM SUPERCENTER #488 QUINCY FL	24445003358400318302640	5411	181.74	
12/28	12/27	MIDWAY ENTERPRISE FL LLC QUINCY FL	24755423361173615631487	5532	192.42	
CARTY, MARCIA						Total Activity
Account Number: XXXX-XXXX-XXXX-2942						580.99
12/05	12/04	PY *GADSDEN MINI STORAGE 850-875-1077 FL	24445003339000992438670	4225	525.00	
12/26	12/22	ZOOM.US 888-799-9866 WWW.ZOOM.US CA	24011343356000061045556	4814	55.99	
FAGG, DECODY						Total Activity
Account Number: XXXX-XXXX-XXXX-7970						616.56
12/06	12/05	AMZN Mktp US*N59UA4SN3 Amzn.com/billWA	24692163339102533358753	5942	64.40	
12/07	12/06	WAL-MART #5214 KISSIMMEE FL	24226383341400003399845	5542	43.67	
12/11	12/09	CIRCLE K 07550 PLANT CITY FL	24692163344107002409578	5542	35.00	
12/11	12/09	CIRCLE K 07550 PLANT CITY FL	24692163344107002409586	5542	42.36	
12/15	12/13	THE HOME DEPOT #8374 TALLAHASSEE FL	24943013348010182016595	5200	125.76	
12/26	12/22	Staples Inc staples.com MA	24164073356105037601174	5111	146.04	
01/04	01/03	ADT SECURITY*074509102 WWW.ADT.COM FL	24692164003105018451402	4814	159.33	
NIXON, ROBERT						Total Activity
Account Number: XXXX-XXXX-XXXX-9847						570.60
12/05	12/04	AMZN Mktp US*0D1KC7G33 Amzn.com/billWA	24692163338101538361401	5942	253.10	
12/06	12/05	AMZN Mktp US*AV5LU1TP3 Amzn.com/billWA	24692163339102486592442	5942	64.40	
12/06	12/05	AMZN Mktp US*CY9P01P93 Amzn.com/billWA	24692163339102572204472	5942	253.10	

FL CITY OF QUINCY
 XXXX-XXXX-XXXX-5777
 December 05, 2023 - January 04, 2024

Page 4 of 4

Transactions							
Posting Transaction							
Date	Date	Description	Reference Number	MCC	Charge	Credit	Total Activity
RESOURCES, HUMAN							
Account Number: XXXX-XXXX-XXXX-3874							-\$0.81
12/05	12/04	WAL-MART #0488	QUINCY FL	24226383338360769647768	5411	19.88	
12/28	12/27	WALMART.COM	WALMART.COM AR	74055233361083001575468	5310		20.69
SHACKELFORD, JANICE							Total Activity
Account Number: XXXX-XXXX-XXXX-1522							19.99
12/11	12/10	ADOBE *ACROPRO SUBS	408-536-6000 CA	24492153344715943721464	5734	19.99	
ZONING, PLANNING AND							Total Activity
Account Number: XXXX-XXXX-XXXX-6723							8.80
12/20	12/19	USPS PO 1178450655	QUINCY FL	24137463354001844443545	9402	8.80	

Finance Charge Calculation			
Your Annual Percentage Rate (APR) is the annual interest rate on your account.			
	Annual Percentage Rate	Balance Subject to Interest Rate	Finance Charges by Transaction Type
PURCHASES	0.00%	\$0.00	\$0.00
CASH	0.00%	\$0.00	\$0.00

V = Variable Rate (rate may vary), Promotional Balance = APR for limited time on specified transactions.

BANK OF AMERICA			Vendor		12/5/2023-1/4/2024		Justification
Department	Date	Amount	Vendor Name	GL Number			
CARLOS HILL	12/5/2023	\$ 100.00	GADSDEN MINI STORAGE	001-220-521-30521			STORAGE
CARLOS HILL	12/6/2023	\$ 18.07	SUNPASS	001-220-521-30491			TRAVEL
CARLOS HILL	12/6/2023	\$ 9.62	SUNPASS	001-220-521-30491			TRAVEL
CARLOS HILL	12/23/2023	\$ 87.39	WAL-MART	001-220-521-30491			SHOP WITH A COP
CARLOS HILL	12/23/2023	\$ 194.38	WAL-MART	001-220-521-30491			SHOP WITH A COP
CARLOS HILL	12/23/2023	\$ 92.71	WAL-MART	001-220-521-30491			SHOP WITH A COP
CARLOS HILL	12/23/2023	\$ 30.24	WAL-MART	001-220-521-30491			SHOP WITH A COP
CARLOS HILL	12/23/2023	\$ 213.48	WAL-MART	001-220-521-30491			SHOP WITH A COP
CARLOS HILL	12/23/2023	\$ 198.18	WAL-MART	001-220-521-30491			SHOP WITH A COP
CARLOS HILL	12/23/2023	\$ 99.15	WAL-MART	001-220-521-30491			SHOP WITH A COP
CARLOS HILL	12/23/2023	\$ 227.99	WAL-MART	001-220-521-30491			SHOP WITH A COP
CARLOS HILL	12/23/2023	\$ 218.55	WAL-MART	001-220-521-30491			SHOP WITH A COP
CARLOS HILL	12/23/2023	\$ 69.76	WAL-MART	001-220-521-30491			SHOP WITH A COP
CARLOS HILL	12/23/2023	\$ 100.97	WM SUPERCENTER	001-220-521-30491			SHOP WITH A COP
CARLOS HILL	12/23/2023	\$ 88.88	WM SUPERCENTER	001-220-521-30491			SHOP WITH A COP
CARLOS HILL	12/23/2023	\$ 181.61	WM SUPERCENTER	001-220-521-30491			SHOP WITH A COP
CARLOS HILL	12/23/2023	\$ 181.74	WM SUPERCENTER	001-220-521-30491			SHOP WITH A COP
CARLOS HILL	12/27/2023	\$ 192.42	MIDWAY ENTERPRISE	001-220-521-30491			SHOP WITH A COP
MARCIA CARTY	12/4/2023	\$ 525.00	GADSDEN MINI STORAGE	001-271-513-30511			STORAGE
MARCIA CARTY	12/22/2023	\$ 55.99	ZOOM.US	001-110-519-30410			ZOOM SERVICE FOR COMMISSION USE
DECODY FAGG	12/5/2023	\$ 64.40	AMZN	001-310-572-30532			CHEERLEADER XMAS PARADE UNIFORMS
DECODY FAGG	12/6/2023	\$ 43.67	WAL-MART	001-310-572-30403			FUEL PLANT CITY, FL CITY VEHICLE
DECODY FAGG	12/9/2023	\$ 35.00	CIRCLE K	001-310-572-30403			FUEL PLANT CITY, FL CITY VEHICLE
DECODY FAGG	12/9/2023	\$ 42.36	CIRCLE K	001-310-572-30403			FUEL PLANT CITY, FL CITY VEHICLE
DECODY FAGG	12/13/2023	\$ 125.76	THE HOME DEPOT	001-310-572-30491			TABLE FOR FRONT OFFICE AT RECREATION CENTER
DECODY FAGG	12/22/2023	\$ 146.04	STAPLES	001-310-572-30511			CHAIR MATS FOR RECREATION CENTER OFFICES
DECODY FAGG	1/3/2024	\$ 159.33	ADT SECURITY	001-310-572-30491			RECURRING SERVICE
ROBERT NIXON	12/4/2023	\$ 253.10	AMZN	001-310-572-30532			CHEERLEADER XMAS PARADE UNIFORMS
ROBERT NIXON	12/5/2023	\$ 64.40	AMZN	001-310-572-30532			CHEERLEADER XMAS PARADE UNIFORMS
ROBERT NIXON	12/5/2023	\$ 253.10	AMZN	001-310-572-30532			CHEERLEADER XMAS PARADE UNIFORMS
HUMAN RESOURCES	12/4/2023	\$ 19.88	WAL-MART	001-001-519-30491			CHRISTMAS PARADE
HUMAN RESOURCES	12/27/2023	\$ (20.69)	WALMART.COM	001-001-519-30491			RETURN
JANICE SHACKELFORD	12/10/2023	\$ 19.99	ADOBE	001-130-519-30491			MONTHLY RECURRING SERVICE
PLANNING AND ZONING	12/19/2023	\$ 8.80	USPS	001-284-515-30491			POSTAGE
		\$ 4,101.27					

LIST OF BANK RECONCILIATIONS & STATEMENTS

AS OF JANUARY 31, 2024

CITY OF QUINCY, FL
Bank Statement Listing
Variance FY 2023 vs FY 2024
January 31, 2024

Last 4 digits of acct number	Description	January 2023 Reconciled Balance	January 2024 Reconciled Balance	Variance
6401	CASH CCB CENTRAL CASH 6401	\$ 1,779,438.36	\$ 1,289,051.20	(\$490,387.16)
0002	CASH-CP IM REV BND DBT SVC BANK1	\$ 170,600.88	\$ 99,319.69	(\$71,281.19)
0096	CASH-UTIL SYS IMPR REFD REV BD 03	\$ 78,163.41	\$ 80,540.26	\$2,376.85
0901	CASH - CRA SEPARATE BANK CCB	\$ 536,122.89	\$ 1,233,433.35	\$697,310.46
1001	CASH - GRANT FUNDS	\$ 2,087,195.43	\$ 2,107,425.27	\$20,229.84
2829	CASH - CONFISCATED PROPERTY	\$ 54,340.40	\$ 22,676.78	(\$31,663.62)
3401	LANDFILL LT CARE ESCROW	\$ 49,877.97	\$ 50,474.70	\$596.73
3611	SRL Loan Reserve Grant	\$ 120.05	\$ 1,961.79	\$1,841.74
3920	RATE STABILIZATION/SAVINGS	\$ 2,001,951.06	\$ 2,002,952.28	\$1,001.22
4801	CASH - CCB QUINCY BEND ACCOUNT	\$ 6,964.97	\$ 7,252.45	\$287.48
6051	HURRICANE MICHAEL RECOVERY FEE	\$ 16,726.55	\$ 16,726.55	\$0.00
6701	CASH-SRF SEWER	\$ 262,518.27	\$ 200,016.94	(\$62,501.33)
6702	CASH - DRINKING WATER LOAN	\$ 145,570.08	\$ 129,089.29	(\$16,480.79)
6711	CASH - SEWER SMTGRD CONSTRUCTION	\$ 1,555,401.98	\$ 1,055,939.01	(\$499,462.97)
8679	CENTENNIAL INVESMENT	\$ 515,857.39	\$ 534,670.74	\$18,813.35
0001	FL CLASS INVESTMENT ACCOUNT	\$ -	\$ 510,863.15	\$510,863.15
GRAND TOTAL		\$ 9,260,849.69	\$ 9,342,393.45	\$ 81,543.76

CITY OF QUINCY, FL
Bank Statement Listing
Prior Month Variance December 2023 vs January 2024
January 31, 2024

Last 4 digits of acct number	Description	December 2023 Reconciled Balance	January 2024 Reconciled Balance	Variance
6401	CASH CCB CENTRAL CASH 6401	\$ 1,114,345.68	\$ 1,289,051.20	\$174,705.52
0002	CASH-CP IM REV BND DBT SVC BANK1	\$ 71,819.69	\$ 99,319.69	\$27,500.00
0096	CASH-UTIL SYS IMPR REFD REV BD 03	\$ 80,336.13	\$ 80,540.26	\$204.13
0901	CASH - CRA SEPARATE BANK CCB	\$ 1,235,837.14	\$ 1,233,433.35	(\$2,403.79)
1001	CASH-ARPA GRANT FUNDS	\$ 2,181,891.84	\$ 2,107,425.27	(\$74,466.57)
2829	CASH - CONFISCATED PROPERTY	\$ 22,659.51	\$ 22,676.78	\$17.27
3401	LANDFILL LT CARE ESCROW	\$ 50,474.70	\$ 50,474.70	\$0.00
3611	SRL Loan Reserve Grant	\$ 1,961.79	\$ 1,961.79	\$0.00
3920	RATE STABILIZATION/SAVINGS	\$ 2,002,952.28	\$ 2,002,952.28	\$0.00
4801	CASH - CCB QUINCY BEND ACCOUNT	\$ 7,276.19	\$ 7,252.45	(\$23.74)
6051	HURRICANE MICHAEL RECOVERY FEE	\$ 16,726.55	\$ 16,726.55	\$0.00
6701	CASH-SRF SEWER	\$ 200,016.94	\$ 200,016.94	\$0.00
6702	CASH - DRINKING WATER LOAN	\$ 31,771.83	\$ 129,089.29	\$97,317.46
6711	CASH - SEWER SMTGRD CONSTRUCTION	\$ 1,055,939.01	\$ 1,055,939.01	\$0.00
8679	CENTENNIAL INVESMENT	\$ 532,955.38	\$ 534,670.74	\$1,715.36
0001	FL CLASS INVESTMENT ACCOUNT	\$ 508,502.84	\$ 510,863.15	\$2,360.31
GRAND TOTAL		\$ 9,115,467.50	\$ 9,342,393.45	\$ 226,925.95

Prepared by Amanda Matthews

CHECKING ACCOUNT

BUSINESS CHECKING + INTEREST		Images	377
Account Number	XXXXXXX6401	Statement Dates	12/01/23 thru 12/31/23
Previous Balance	1,549,392.19	Days in this Statement Period	31
149 Deposits/Credits	2,754,907.88	Avg Ledger Balance	1,625,926.84
375 Checks/Debits	3,097,775.93	Avg Collected Balance	1,625,926.84
Service Charges	.00		
Interest Paid	.00		
Ending Balance	1,206,524.14	2023 Interest Paid	35,365.84

Bank Statement Balance, 1/31/2024

In general ledger - o/s - not in the bank	\$	1,206,524.14
CRPT deposit in transit	\$	111,494.94
Exceleron Deposits in Transit- January	\$	70,165.23
Exceleron Deposits in Transit - December	\$	14,512.43
Outstanding AP transaction	\$	-
Outstanding Checks	\$	(113,645.54)

Bank Statement Reconciled Balance, 1/31/2024

\$ 1,289,051.20

General Ledger Balance, 1/31/2024

\$ 1,290,187.52

In bank - o/s - not in general ledger

Chargebacks posted in February	\$	(108.76)
Chargeback posted in March	\$	(1,027.56)

Adjusted General Ledger Balance, 1/31/2024

\$ 1,289,051.20

Difference

\$ -



e | statement

Capital City Bank OnLine

Enroll in Making Cents & boost your savings when you use your personal Capital City Bank Visa debit card to shop! Sign up today or learn more at ccbg.com/makingcents. Terms and conditions apply.

CITY OF QUINCY
 OPERATING ACCOUNT
 404 W JEFFERSON ST
 QUINCY FL 32351-2328

Date 1/31/24
 Primary Account

Page 1
 XXXXXX6401

CHECKING ACCOUNT

BUSINESS CHECKING + INTEREST		Images	194
Account Number	XXXXXX6401	Statement Dates	1/01/24 thru 1/31/24
Previous Balance	1,206,524.14	Days in this Statement Period	31
160 Deposits/Credits	2,206,355.83	Avg Ledger Balance	1,271,703.34
173 Checks/Debits	2,183,271.15	Avg Collected Balance	1,271,703.34
Service Charges	.00		
Interest Paid	.00		
Ending Balance	1,229,608.82	2024 Interest Paid	4,769.59

DEPOSITS AND OTHER CREDITS

Date	Description	Amount
1/02	PAYMENTECH TRANSFER CCD EXCEL0004735809	16,030.62
1/02	TRSF TO CHECKING XX6401 TRANSF COQ OPERATING FOR ADMIN SUPPO	1,666.67
1/02	ENGIE INSIGHT 820EFT0001CCD EF3122913201758 RMR*IV*56670436 **103.20**\	573.30
1/02	DTM*003*20240102**\ STATE OF FLORIDAPAYMENTS CTX	10.00



e | statement

Capital City Bank OnLine

CITY OF QUINCY
 OPERATING ACCOUNT
 404 W JEFFERSON ST
 QUINCY FL 32351-2328

Date 1/31/24
 Primary Account

Page 2
 XXXXXX6401

BUSINESS CHECKING + INTEREST

XXXXXX6401 (Continued)

DEPOSITS AND OTHER CREDITS		
Date	Description	Amount
	ISA*00*NV *00*NV	
	*ZZ*9001395052 *ZZ*NV	
	*231229*1133*U*00200*	
1/02	REMOTE CAPTURE DEPOSIT	31,616.15
1/02	REMOTE CAPTURE DEPOSIT	180.00
1/03	PAYMENTECH TRANSFER CCD EXCEL0004735809	21,557.61
1/03	CASS INFO. CARR.CONC ACCTSCCD CITY032351A	3,212.34
1/03	AMERICAN EXPRESSSETTLEMENTCCD 6585952864	198.19
1/03	ENGIE INSIGHT 820EFT0001CCD EF4010214061681 RMR*IV*8533001 **20.63**\	92.57
1/03	DTM*003*20240103**\	
1/03	REMOTE CAPTURE DEPOSIT	18,873.94
1/03	REMOTE CAPTURE DEPOSIT	13,751.52
1/03	REMOTE CAPTURE DEPOSIT	10,523.67
1/04	PAYMENTECH TRANSFER CCD EXCEL0004735809	18,858.51
1/04	ENGIE INSIGHT 820EFT0001CCD EF4010311541882 RMR*IV*3120011 **224.75**\	224.75
1/04	DTM*003*20240104**\	
1/04	AMERICAN EXPRESSSETTLEMENTCCD 6585952864	88.95
1/04	DEPOSIT	105.58
1/05	PAYMENTECH TRANSFER CCD EXCEL0004735809	30,321.00
1/05	CASS INFO. CARR.CONC ACCTSCCD CITY032351A	3,486.82
1/05	TALQUIN WATER ACH PAYMENPPD	560.53



e | statement

Capital City Bank OnLine

CITY OF QUINCY
 OPERATING ACCOUNT
 404 W JEFFERSON ST
 QUINCY FL 32351-2328

Date 1/31/24
 Primary Account

Page 3
 XXXXXX6401

BUSINESS CHECKING + INTEREST

XXXXXX6401 (Continued)

DEPOSITS AND OTHER CREDITS		
Date	Description	Amount
1/05	REMOTE CAPTURE DEPOSIT	23,259.55
1/05	REMOTE CAPTURE DEPOSIT	17,140.08
1/05	REMOTE CAPTURE DEPOSIT	16,320.03
1/05	REMOTE CAPTURE DEPOSIT	13,121.10
1/05	REMOTE CAPTURE DEPOSIT	10,792.12
1/05	REMOTE CAPTURE DEPOSIT	9,022.50
1/05	DEPOSIT	192.91
1/08	CITY OF QUINCY UTILITY PDPPD	33,964.15
1/08	PAYMENTECH TRANSFER CCD	24,277.71
	EXCEL0004735809	
1/08	CITY OF QUINCY UTILITY PDCCD	3,491.20
	15-96000416	
1/08	CASS INFO. CARR.CONC ACCTSCCD	1,054.20
	CITY032351A	
1/08	ACTIVE MINERALS ALLOCATED CCD	683.80
	VE0090	
1/08	ENGIE INSIGHT 820EFT0001CCD	571.66
	EF4010512311747	
	RMR*IV*6419001	
	571.66\	
	DTM*003*20240108**\	
1/08	REMOTE CAPTURE DEPOSIT	9,356.33
1/08	REMOTE CAPTURE DEPOSIT	3,235.92
1/09	PAYMENTECH TRANSFER CCD	31,414.95
	EXCEL0004735809	
1/09	AMERICAN EXPRESSSETTLEMENTCCD	1,352.37
	6585952864	
1/09	ENGIE INSIGHT 820EFT0001CCD	419.04
	EF4010811581866	
	RMR*IV*7123001	
	58.20\	
	DTM*003*20240109**\	
1/09	STATE OF FLORIDAPAYMENTS CTX	117.75



e | statement

Capital City Bank OnLine

CITY OF QUINCY
 OPERATING ACCOUNT
 404 W JEFFERSON ST
 QUINCY FL 32351-2328

Date 1/31/24
 Primary Account

Page 4
 XXXXXX6401

BUSINESS CHECKING + INTEREST

XXXXXX6401 (Continued)

DEPOSITS AND OTHER CREDITS		
Date	Description	Amount
	ISA*00*NV *00*NV *ZZ*9001395052 *ZZ*NV *240108*1133*U*00200*	
1/09	STATE OF FLORIDAPAYMENTS CTX ISA*00*NV *00*NV *ZZ*9001395052 *ZZ*NV *240108*1133*U*00200*	67.05
1/09	CASS INFO. CARR.CONC ACCTSCCD CITY032351A	21.79
1/09	STATE OF FLORIDAPAYMENTS CTX ISA*00*NV *00*NV *ZZ*9001395052 *ZZ*NV *240108*1133*U*00200*	15.00
1/10	PAYMENTECH TRANSFER CCD EXCEL0004735809	48,478.86
1/10	REMOTE CAPTURE DEPOSIT	16,867.84
1/11	AP CHECK PAYABLES CCD 71323	19,784.45
1/11	PAYMENTECH TRANSFER CCD EXCEL0004735809	18,195.73
1/11	STATE OF FLORIDAPAYMENTS CTX ISA*00*NV *00*NV *ZZ*9001395052 *ZZ*NV *240110*1134*U*00200*	1,125.80
1/11	ENGIE INSIGHT 820EFT0001CCD EF4011012332042 RMR*IV*8570001 **56.72**\	273.15
1/11	DTM*003*20240111**\ DEPOSIT	162,050.82
1/11	REMOTE CAPTURE DEPOSIT	20,663.30
1/11	REMOTE CAPTURE DEPOSIT	15,150.18
1/11	REMOTE CAPTURE DEPOSIT	7,776.63
1/11	REMOTE CAPTURE DEPOSIT	5,884.76



e | statement

Capital City Bank OnLine

CITY OF QUINCY
 OPERATING ACCOUNT
 404 W JEFFERSON ST
 QUINCY FL 32351-2328

Date 1/31/24
 Primary Account

Page 5
 XXXXXXX6401

BUSINESS CHECKING + INTEREST

XXXXXXXX6401 (Continued)

DEPOSITS AND OTHER CREDITS		
Date	Description	Amount
1/11	REMOTE CAPTURE DEPOSIT	4,623.34
1/11	REMOTE CAPTURE DEPOSIT	131.42
1/11	REMOTE CAPTURE DEPOSIT	100.00
1/12	PAYMENTECH TRANSFER CCD EXCEL0004735809	2,069.33
1/12	REMOTE CAPTURE DEPOSIT	40,603.10
1/12	REMOTE CAPTURE DEPOSIT	4,317.54
1/12	REMOTE CAPTURE DEPOSIT	360.00
1/16	PAYMENTECH TRANSFER CCD EXCEL0004735809	17,014.89
1/16	AMERICAN EXPRESS SETTLEMENT CCD 6585952864	2,232.11
1/16	STATE OF FLORIDA PAYMENTS CTX ISA*00*NV *00*NV *ZZ*9001395052 *ZZ*NV *240112*1134*U*00200*	254.07
1/16	STATE OF FLORIDA PAYMENTS CTX ISA*00*NV *00*NV *ZZ*9001395052 *ZZ*NV *240112*1134*U*00200*	82.00
1/16	REMOTE CAPTURE DEPOSIT	74,963.31
1/16	REMOTE CAPTURE DEPOSIT	7,597.15
1/16	REMOTE CAPTURE DEPOSIT	220.00
1/17	PAYMENTECH TRANSFER CCD EXCEL0004735809	24,627.33
1/17	STATE OF FLORIDA PAYMENTS CTX ISA*00*NV *00*NV *ZZ*9001395052 *ZZ*NV *240116*1134*U*00200*	87.00
1/17	REMOTE CAPTURE DEPOSIT	21,224.34
1/17	REMOTE CAPTURE DEPOSIT	5,956.91
1/17	REMOTE CAPTURE DEPOSIT	5,378.74
1/17	REMOTE CAPTURE DEPOSIT	300.00



e | statement

Capital City Bank OnLine

CITY OF QUINCY
 OPERATING ACCOUNT
 404 W JEFFERSON ST
 QUINCY FL 32351-2328

Date 1/31/24
 Primary Account

Page 6
 XXXXXXX6401

BUSINESS CHECKING + INTEREST

XXXXXX6401 (Continued)

DEPOSITS AND OTHER CREDITS			
Date	Description		Amount
1/18	PAYMENTECH TRANSFER CCD		31,691.75
	EXCEL0004735809		
1/18	ENGIE INSIGHT 820EFT0001CCD		1,174.73
	EF4011712541836		
	RMR*IV*8544001		
	530.77\		
	DTM*003*20240118**\		
1/18	AMERICAN EXPRESSSETTLEMENTCCD		874.02
	6585952864		
1/18	STATE OF FLORIDAPAYMENTS CTX		225.75
	ISA*00*NV *00*NV		
	*ZZ*9001395052 *ZZ*NV		
	*240117*1134*U*00200*		
1/18	REMOTE CAPTURE DEPOSIT		46,645.06
1/18	REMOTE CAPTURE DEPOSIT		19,036.72
1/18	REMOTE CAPTURE DEPOSIT		3,193.16
1/19	TRSF TO CHECKING XX6401 ARPA I		74,466.57
	NVOICE VIRGINIA ST LIFT COMM A		
1/19	ENGIE INSIGHT 820EFT0001CCD		27,918.02
	EF4011812451728		
	RMR*IV*1983011		
	110.92\		
	DTM*003*20240119**\		
1/19	STATE OF FLORIDAPAYMENTS CTX		25,494.27
	ISA*00*NV *00*NV		
	*ZZ*9001395052 *ZZ*NV		
	*240118*1134*U*00200*		
1/19	PAYMENTECH TRANSFER CCD		23,683.14
	EXCEL0004735809		
1/19	TALQUIN ELECTRICACH PAYMENPPD		9,038.78
1/19	CASS INFO. CARR.CONC ACCTSCCD		2,032.91
	CITY032351A		
1/19	AMERICAN EXPRESSSETTLEMENTCCD		1,066.05
	6585952864		



e | statement

Capital City Bank OnLine

CITY OF QUINCY
 OPERATING ACCOUNT
 404 W JEFFERSON ST
 QUINCY FL 32351-2328

Date 1/31/24
 Primary Account

Page 7
 XXXXXXX6401

BUSINESS CHECKING + INTEREST

XXXXXXXX6401 (Continued)

DEPOSITS AND OTHER CREDITS		
Date	Description	Amount
1/19	TALLAHASSEE COMMPAYMENT CCD SU-001067	616.64
1/19	REMOTE CAPTURE DEPOSIT	16,100.73
1/19	REMOTE CAPTURE DEPOSIT	14,140.55
1/19	REMOTE CAPTURE DEPOSIT	1,580.80
1/19	REMOTE CAPTURE DEPOSIT	327.72
1/22	CITY OF QUINCY UTILITY PDPPD	96,273.21
1/22	PAYMENTECH TRANSFER CCD EXCEL0004735809	20,630.68
1/22	ACTIVE MINERALS ALLOCATED CCD VE0090	19,464.02
1/22	AMERICAN EXPRESSSETTLEMENTCCD 6585952864	7,984.00
1/22	CITY OF QUINCY UTILITY PDCCD 15-96000416	7,369.44
1/22	CASS INFO. CARR.CONC ACCTSCCD CITY032351A	6,894.96
1/22	ENGIE INSIGHT 820EFT0001CCD EF4011912111725 RMR*IV*5779002 **949.78**\	1,016.97
1/22	DTM*003*20240122**\ STATE OF FLORIDAPAYMENTS CTX ISA*00*NV *00*NV *ZZ*9001395052 *ZZ*NV *240119*1134*U*00200*	20.00
1/22	REMOTE CAPTURE DEPOSIT	18,766.03
1/22	REMOTE CAPTURE DEPOSIT	12,309.36
1/23	STATE OF FLORIDAPAYMENTS CTX ISA*00*NV *00*NV *ZZ*9001395052 *ZZ*NV *240122*1133*U*00200*	35,986.23
1/23	PAYMENTECH TRANSFER CCD EXCEL0004735809	17,981.97



e | statement

Capital City Bank OnLine

CITY OF QUINCY
 OPERATING ACCOUNT
 404 W JEFFERSON ST
 QUINCY FL 32351-2328

Date 1/31/24
 Primary Account

Page 8
 XXXXXX6401

BUSINESS CHECKING + INTEREST

XXXXXXX6401 (Continued)

DEPOSITS AND OTHER CREDITS		
Date	Description	Amount
1/23	AMERICAN EXPRESSSETTLEMENTCCD 6585952864	7,928.99
1/23	SBA COMMUNICATIOPAYABLES CTX ISA*00* *00* *ZZ*SBAC *ZZ*WELLS	2,627.20
1/23	FARGO *240122*1350*U*00401* STATE OF FLORIDAPAYMENTS CTX ISA*00*NV *00*NV *ZZ*9001395052 *ZZ*NV	1,617.83
1/23	*240122*1133*U*00200* STATE OF FLORIDAPAYMENTS CTX ISA*00*NV *00*NV *ZZ*9001395052 *ZZ*NV	1,079.90
1/23	*240122*1133*U*00200* REMOTE CAPTURE DEPOSIT	24,045.97
1/23	REMOTE CAPTURE DEPOSIT	7,004.87
1/23	REMOTE CAPTURE DEPOSIT	3,590.18
1/23	REMOTE CAPTURE DEPOSIT	366.75
1/24	PAYMENTECH TRANSFER CCD EXCEL0004735809	44,089.13
1/24	AMERICAN EXPRESSSETTLEMENTCCD 6585952864	964.00
1/24	REMOTE CAPTURE DEPOSIT	89,346.35
1/24	REMOTE CAPTURE DEPOSIT	49,260.05
1/24	REMOTE CAPTURE DEPOSIT	36,644.76
1/24	REMOTE CAPTURE DEPOSIT	22,367.18
1/24	REMOTE CAPTURE DEPOSIT	470.18
1/24	DEPOSIT	229.97
1/25	PAYMENTECH TRANSFER CCD EXCEL0004735809	38,841.03
1/25	ENGIE INSIGHT 820EFT0001CCD EF4012412191850	19,287.00



e | statement

Capital City Bank OnLine

CITY OF QUINCY
 OPERATING ACCOUNT
 404 W JEFFERSON ST
 QUINCY FL 32351-2328

Date 1/31/24
 Primary Account

Page 9
 XXXXXXX6401

BUSINESS CHECKING + INTEREST

XXXXXX6401 (Continued)

DEPOSITS AND OTHER CREDITS		
Date	Description	Amount
	RMR*IV*3233012 **19287.00**\	
1/25	DTM*003*20240125**\ CASS INFO. CARR.CONC ACCTS CCD CITY032351A	2,200.12
1/25	AMERICAN EXPRESS SETTLEMENT CCD 6585952864	503.95
1/25	A/A EXCESS EARNINGS INT CREDIT	4,769.59
1/25	REMOTE CAPTURE DEPOSIT	28,833.85
1/25	REMOTE CAPTURE DEPOSIT	10,265.57
1/25	REMOTE CAPTURE DEPOSIT	1,000.00
1/26	PAYMENTECH TRANSFER CCD EXCEL0004735809	13,275.25
1/26	CASS INFO. CARR.CONC ACCTS CCD CITY032351A	817.01
1/26	ENGIE INSIGHT 820EFT0001 CCD EF4012513081677 RMR*IV*651014 **328.43**\	328.43
1/26	DTM*003*20240126**\ AMERICAN EXPRESS SETTLEMENT CCD 6585952864	243.95
1/26	STATE OF FLORIDA PAYMENTS CTX ISA*00*NV *00*NV *ZZ*9001395052 *ZZ*NV *240125*1145*U*00200*	175.50
1/26	STATE OF FLORIDA PAYMENTS CTX ISA*00*NV *00*NV *ZZ*9001395052 *ZZ*NV *240125*1145*U*00200*	20.00
1/26	STATE OF FLORIDA PAYMENTS CTX ISA*00*NV *00*NV *ZZ*9001395052 *ZZ*NV	5.00



e | statement

Capital City Bank OnLine

CITY OF QUINCY
 OPERATING ACCOUNT
 404 W JEFFERSON ST
 QUINCY FL 32351-2328

Date 1/31/24
 Primary Account

Page 10
 XXXXXX6401

BUSINESS CHECKING + INTEREST

XXXXXXXX6401 (Continued)

DEPOSITS AND OTHER CREDITS		
Date	Description	Amount
	*240125*1146*U*00200*	
1/26	REMOTE CAPTURE DEPOSIT	3,104.39
1/26	REMOTE CAPTURE DEPOSIT	1,875.33
1/26	REMOTE CAPTURE DEPOSIT	725.14
1/29	STATE OF FLORIDAPAYMENTS CTX ISA*00*NV *00*NV *ZZ*9001395052 *ZZ*NV	43,618.77
	*240126*1135*U*00200*	
1/29	STATE OF FLORIDAPAYMENTS CTX ISA*00*NV *00*NV *ZZ*9001395052 *ZZ*NV	32,736.87
	*240126*1135*U*00200*	
1/29	PAYMENTECH TRANSFER CCD EXCEL0004735809	16,584.93
1/29	STATE OF FLORIDAPAYMENTS CTX ISA*00*NV *00*NV *ZZ*9001395052 *ZZ*NV	7,086.30
	*240126*1134*U*00200*	
1/29	ENGIE INSIGHT 820EFT0001CCD EF4012613161773 RMR*IV*796011	5,301.51
	4294.36\ DTM*003*20240129**\ STATE OF FLORIDAPAYMENTS CTX ISA*00*NV *00*NV *ZZ*9001395052 *ZZ*NV	908.14
	*240126*1134*U*00200*	
1/29	AMERICAN EXPRESSSETTLEMENTCCD 6585952864	546.03
1/29	REMOTE CAPTURE DEPOSIT	30,233.66
1/29	REMOTE CAPTURE DEPOSIT	4,519.76
1/30	PAYMENTECH TRANSFER CCD EXCEL0004735809	19,821.66



e | statement

Capital City Bank OnLine

CITY OF QUINCY
 OPERATING ACCOUNT
 404 W JEFFERSON ST
 QUINCY FL 32351-2328

Date 1/31/24
 Primary Account

Page 11
 XXXXXXX6401

BUSINESS CHECKING + INTEREST

XXXXXX6401 (Continued)

DEPOSITS AND OTHER CREDITS		
Date	Description	Amount
1/30	ENGIE INSIGHT 820EFT0001CCD EF4012912181786 RMR*IV*8570001 **58.19**\	1,178.99
1/30	DTM*003*20240130**\ AMERICAN EXPRESSSETTLEMENTCCD 6585952864	977.85
1/30	CENTENNIAL BANK BANKTEL CCD	854.40
1/30	REMOTE CAPTURE DEPOSIT	79,638.01
1/30	REMOTE CAPTURE DEPOSIT	1,951.33
1/31	CITY OF QUINCY A/P PAYMTCTX ISA*00*0000000000*00*000000000 0*ZZ*CITY OF QUINCY*ZZ*VENDOR PAYMENTS*240131*1044*U*00200*0	35,059.51
1/31	PAYMENTECH TRANSFER CCD EXCEL0004735809	27,883.92
1/31	STATE OF FLORIDAPAYMENTS CTX ISA*00*NV *00*NV *ZZ*9001395052 *ZZ*NV *240130*1135*U*00200*	13,451.53
1/31	STATE OF FLORIDAPAYMENTS CTX ISA*00*NV *00*NV *ZZ*9001395052 *ZZ*NV *240130*1135*U*00200*	7,403.83
1/31	CASS INFO. CARR.CONC ACCTSCCD CITY032351A	3,694.28
1/31	ENGIE INSIGHT 820EFT0001CCD EF4013012181771 RMR*IV*1482009 **2057.14**\ DTM*003*20240131**\ REMOTE CAPTURE DEPOSIT	2,057.14
1/31	REMOTE CAPTURE DEPOSIT	8,720.72



e | statement

Capital City Bank OnLine

CITY OF QUINCY
 OPERATING ACCOUNT
 404 W JEFFERSON ST
 QUINCY FL 32351-2328

Date 1/31/24
 Primary Account

Page 12
 XXXXXXX6401

BUSINESS CHECKING + INTEREST

XXXXXXX6401 (Continued)

OTHER DEBITS		
Date	Description	Amount
1/02	TRSF TO CHECKING XX6702 DEBT S	97,317.46-
	ERVICE FUNDS TRANSFER VIA ONLI	
1/02	TRSF TO CHECKING XX0002 TRSF T	27,500.00-
	O CHECKING XX0002 DEBT SERVIC	
1/02	PAYMENTECH TRANSFER CCD	543.09-
	EXCEL0004939386	
1/04	PAYMENTECH TRANSFER CCD	300.00-
	EXCEL0004939386	
1/05	CHARGEBACK	63.00-
1/05	CITY OF QUINCY PAYROLL PPD	182,343.43-
1/05	CITY OF QUINCY PAYROLL PPD	2,770.50-
1/05	CITY OF QUINCY A/P PAYMTCTX	788.00-
1/05	PAYMENTECH TRANSFER CCD	100.00-
	EXCEL0004939386	
1/08	AMER FUNDS INST PAYMENTS CTX	25,318.18-
	ISA*00* *00*	
	*ZZ*AMER FUNDS INST*ZZ*THE CI	
	TY OF QUI*240105*1602*U*00400*	
1/08	CITY OF QUINCY A/P PAYMTCTX	5,025.97-
1/09	IRS USATAXPYMTCCD	53,596.04-
	270440920825043	
1/10	CHARGEBACK	357.44-
1/10	PAYMENTECH TRANSFER CCD	821.80-
	EXCEL0004939386	
1/10	PAYMENTECH TRANSFER CCD	104.70-
	EXCEL0004735806	
1/11	CHARGEBACK	2,294.37-
1/11	CHARGEBACK	575.00-
1/11	FL DEPT OF REVENCHILDSUPP CCD	3,272.78-
	202401110000427	
1/12	CHARGEBACK	149.63-



e | statement

Capital City Bank OnLine

CITY OF QUINCY
 OPERATING ACCOUNT
 404 W JEFFERSON ST
 QUINCY FL 32351-2328

Date 1/31/24
 Primary Account

Page 13
 XXXXXXX6401

BUSINESS CHECKING + INTEREST

XXXXXX6401 (Continued)

				OTHER DEBITS	
Date	Description			Amount	
1/16	PAYMENTECH	TRANSFER	CCD	312.00-	
	EXCEL0004939386				
1/17	CITY OF QUINCY	A/P	PAYMTCTX	179,925.25-	
1/19	CITY OF QUINCY	PAYROLL	PPD	180,647.67-	
1/19	CITY OF QUINCY	A/P	PAYMTCTX	156,382.35-	
1/19	CITY OF QUINCY	A/P	PAYMTCTX	812.63-	
1/22	CHARGEBACK			411.00-	
1/22	AMER FUNDS INST	PAYMENTS	CTX	24,798.04-	
	ISA*00*	*00*			
	*ZZ*AMER FUNDS INST*ZZ*THE CI				
	TY OF QUI*240119*1603*U*00400*				
1/22	FLA DEPT REVENUEC01		CCD	24,735.49-	
	77819846				
1/22	FLA DEPT REVENUEC22		CCD	24,127.82-	
	77798604				
1/22	BANK CARD	PAYMENT	CCD	4,101.27-	
	471529000377577				
1/22	PAYMENTECH	TRANSFER	CCD	505.12-	
	EXCEL0004735806				
1/22	PAYMENTECH	TRANSFER	CCD	365.00-	
	EXCEL0004939386				
1/23	CITY OF QUINCY	A/P	PAYMTCTX	259,783.25-	
1/23	FL DEPT OF REVENCHILDSUPP		CCD	3,272.78-	
	202401230000346				
1/23	PAYMENTECH	TRANSFER	CCD	790.37-	
	EXCEL0004939386				
1/24	CHARGEBACK			255.29-	
1/24	CHARGEBACK			102.46-	
1/24	CHARGEBACK			85.00-	
1/24	IRS	USATAXPYMTCCD		52,954.98-	
	270442461585583				
1/26	PAYMENTECH	TRANSFER	CCD	319.87-	
	EXCEL0004939386				
1/29	CITY OF QUINCY	A/P	PAYMTCTX	456,399.04-	



e | statement

Capital City Bank OnLine

CITY OF QUINCY
 OPERATING ACCOUNT
 404 W JEFFERSON ST
 QUINCY FL 32351-2328

Date 1/31/24
 Primary Account

Page 14
 XXXXXXX6401

BUSINESS CHECKING + INTEREST

xxxxxxx6401 (Continued)

OTHER DEBITS

Date	Description	Amount
1/30	PAYMENTECH TRANSFER CCD	38.00-
1/31	EXCEL0004939386	
1/31	CHARGEBACK	513.50-
1/31	CITY OF QUINCY A/P PAYMTCTX	35,059.51-

CHECKS IN NUMBER ORDER

Date	Check No	Amount	Date	Check No	Amount
1/26	9953546	147.28	1/11	9954084*	182.31
1/09	9953797*	300.00	1/10	9954085	2,955.96
1/11	9953833*	8,670.50	1/04	9954086	118.04
1/05	9953841*	3,861.08	1/02	9954087	2,279.30
1/02	9953853*	75.00	1/03	9954088	1,292.00
1/23	9953870*	300.00	1/08	9954089	156.98
1/02	9953887*	300.00	1/02	9954095*	3,130.77
1/05	9953935*	200.00	1/03	9954096	129.31
1/18	9954032*	168.00	1/02	9954097	3,249.59
1/12	9954037*	24.00	1/02	9954098	1,780.78
1/12	9954043*	92.26	1/25	9954100*	58.46
1/09	9954045*	150.00	1/02	9954101	156.95
1/12	9954047*	10,488.09	1/02	9954102	775.00
1/04	9954050*	34.77	1/10	9954103	1,578.12
1/11	9954055*	109.87	1/02	9954107*	132.60
1/03	9954058*	171.74	1/02	9954109*	199.99
1/04	9954064*	192.62	1/11	9954110	7,551.37
1/03	9954066*	74.97	1/03	9954113*	91,215.08
1/04	9954067	146.47	1/08	9954114	150.00
1/04	9954072*	3,470.30	1/09	9954115	445.00
1/02	9954074*	185.90	1/08	9954116	200.00
1/19	9954075	1,558.50	1/09	9954117	96.00
1/03	9954076	180.32	1/08	9954119*	72.00
1/02	9954079*	118.95	1/08	9954120	72.00

* Denotes missing check numbers



e | statement

Capital City Bank OnLine

CITY OF QUINCY
 OPERATING ACCOUNT
 404 W JEFFERSON ST
 QUINCY FL 32351-2328

Date 1/31/24
 Primary Account

Page 15
 xxxxxxx6401

BUSINESS CHECKING + INTEREST

XXXXXX6401 (Continued)

CHECKS IN NUMBER ORDER					
Date	Check No	Amount	Date	Check No	Amount
1/09	9954121	108.00	1/24	9954165	138.29
1/09	9954122	120.00	1/24	9954166	1,050.00
1/09	9954124*	177.77	1/29	9954167	9,384.29
1/09	9954125	55.41	1/22	9954168	8,677.50
1/09	9954126	113.12	1/24	9954169	1,425.85
1/08	9954127	926.44	1/24	9954170	316.00
1/05	9954128	867.29	1/29	9954171	687.25
1/08	9954129	517.22	1/30	9954172	408.60
1/11	9954130	150.00	1/23	9954173	526.90
1/10	9954131	6,099.57	1/25	9954174	465.10
1/12	9954132	631.50	1/31	9954176*	888.94
1/09	9954133	300.00	1/30	9954177	20,193.00
1/26	9954135*	189.45	1/23	9954178	16,467.50
1/24	9954136	930.87	1/24	9954179	1,351.86
1/30	9954137	109.08	1/23	9954180	128.08
1/23	9954139*	77.68	1/24	9954181	11,626.20
1/24	9954142*	119.47	1/25	9954183*	610.75
1/24	9954143	686.55	1/29	9954184	156.95
1/22	9954144	525.00	1/25	9954186*	1,995.17
1/24	9954145	2,358.08	1/30	9954187	11,880.00
1/26	9954146	2,421.81	1/29	9954188	498.66
1/29	9954147	1,350.57	1/24	9954189	124.32
1/29	9954149*	5,735.80	1/23	9954191*	643.13
1/31	9954150	2,415.94	1/22	9954192	1,203.31
1/29	9954151	98.45	1/22	9954193	177.78
1/25	9954154*	194.02	1/23	9954194	141.99
1/26	9954156*	2,535.50	1/23	9954195	101.59
1/24	9954157	527.36	1/22	9954196	920.42
1/24	9954158	441.87	1/22	9954197	874.32
1/29	9954159	310.50	1/22	9954198	532.28
1/23	9954160	3,440.00	1/23	9954199	430.00
1/31	9954162*	734.94	1/25	9954200	200.00
1/25	9954164*	2,581.38	1/23	9954201	96.00

* Denotes missing check numbers



e | statement

Capital City Bank OnLine

CITY OF QUINCY
 OPERATING ACCOUNT
 404 W JEFFERSON ST
 QUINCY FL 32351-2328

Date 1/31/24
 Primary Account

Page 16
 XXXXXX6401

BUSINESS CHECKING + INTEREST

XXXXXXX6401 (Continued)

CHECKS IN NUMBER ORDER					
Date	Check No	Amount	Date	Check No	Amount
1/22	9954204*	24.00	1/22	9954213	150.00
1/22	9954205	24.00	1/31	9954214	245.16
1/23	9954206	96.00	1/29	9954215	96.72
1/23	9954207	96.00	1/29	9954216	1,080.24
1/23	9954209*	24.00	1/31	9954217	5,260.12
1/29	9954210	15.96	1/31	9954218	1,343.16
1/23	9954211	49.00	1/24	9954219	74,466.57
1/29	9954212	7,190.24	1/30	9954232*	2,000.00

* Denotes missing check numbers

DAILY BALANCE INFORMATION					
Date	Balance	Date	Balance	Date	Balance
1/01	1,206,524.14	1/11	1,350,766.13	1/24	1,334,921.98
1/02	1,118,855.50	1/12	1,386,730.62	1/25	1,434,518.21
1/03	1,094,001.92	1/16	1,488,782.15	1/26	1,449,474.30
1/04	1,109,017.51	1/17	1,366,431.22	1/29	1,108,005.60
1/05	1,042,240.85	1/18	1,469,104.41	1/30	1,177,799.16
1/08	1,086,437.03	1/19	1,326,169.44	1/31	1,229,608.82
1/09	1,064,383.64	1/22	1,424,745.76		
1/10	1,117,812.75	1/23	1,240,511.38		

-----END OF STATEMENT-----

CHECKING ACCOUNT

BUSINESS CHECKING + INTEREST		Images	0
Account Number	XXXXXXXX0002	Statement Dates	1/01/24 thru 1/31/24
Previous Balance	71,819.69	Days in this Statement Period	31
1 Deposits/Credits	27,500.00	Avg Ledger Balance	98,432.59
Checks/Debits	.00	Avg Collected Balance	98,432.59
Service Charges	.00		
Interest Paid	.00		
Ending Balance	99,319.69		

Bank Statement Balance, 1/31/2024	\$	99,319.69
Deposit in Transit		
Outstanding AP Transactions		
Outstanding checks		
Reconciled Balance, 1/31/2024	\$	99,319.69
General Ledger Balance, 1/31/2024	\$	99,319.69
Interest income		
Account analysis charge		
General Ledger Balance 1/31/2024	\$	99,319.69
Difference	\$	-



e | statement

Capital City Bank OnLine

Enroll in Making Cents & boost your savings when you use your personal Capital City Bank Visa debit card to shop! Sign up today or learn more at cdbg.com/makingcents. Terms and conditions apply.

CITY OF QUINCY
CAPITAL IMPROVEMENT
REVENUE BONDS SERIES 2002
404 W JEFFERSON ST
QUINCY FL 32351-2328

Date 1/31/24
Primary Account

Page 1
XXXXXXXX0002

CHECKING ACCOUNT

BUSINESS CHECKING + INTEREST		Images	0
Account Number	XXXXXXXX0002	Statement Dates	1/01/24 thru 1/31/24
Previous Balance	71,819.69	Days in this Statement Period	31
1 Deposits/Credits	27,500.00	Avg Ledger Balance	98,432.59
Checks/Debits	.00	Avg Collected Balance	98,432.59
Service Charges	.00		
Interest Paid	.00		
Ending Balance	99,319.69		

DEPOSITS AND OTHER CREDITS

Date	Description	Amount
1/02	TRSF TO CHECKING XX0002 TRSF T	27,500.00
	O CHECKING XX0002 DEBT SERVIC	

DAILY BALANCE INFORMATION

Date	Balance	Date	Balance
1/01	71,819.69	1/02	99,319.69

-----END OF STATEMENT-----

*** CHECKING *** 1406 PAN BUS MMA NI
 ACCOUNT NUMBER 0111010096
 PREVIOUS STATEMENT BALANCE AS OF 12/31/23 80,336.13
 PLUS 1 DEPOSITS AND OTHER CREDITS 204.13
 LESS 0 CHECKS AND OTHER DEBITS00
 CURRENT STATEMENT BALANCE AS OF 01/31/24 80,540.26
 NUMBER OF DAYS IN THIS STATEMENT PERIOD 31

Bank Statement Balance, 1/31/2024	\$	80,540.26
Deposit in Transit - CRCPT		
Point and pay in Transit Deposits in Transit		
O/S AP Transactions		
Outstanding Checks		
Reconciled Balance, 1/31/2024	<u>\$</u>	<u>80,540.26</u>
General Ledger Balance, 1/31/2024	\$	80,540.26
Interest income		
Dormant account charge		
General Ledger Balance 1/31/2024	<u>\$</u>	<u>80,540.26</u>
Difference	<u>\$</u>	<u>-</u>



P.O. BOX 966
 CONWAY, AR 72033
 888-372-9788
 www.my100bank.com



RETURN SERVICE REQUESTED

*****AUTO**SCH 5-DIGIT 32351

695 0.4670 AV 0.507 5 1 77 123853-01A**000695



CITY OF QUINCY
 UTILITY BOND FUNDS
 404 W JEFFERSON ST
 QUINCY FL 32351-2328

01/31/24
 *****0096
 CYCLE-031

*** CHECKING *** 1406 PAN BUS MMA NI
 ACCOUNT NUMBER 0111010096
 PREVIOUS STATEMENT BALANCE AS OF 12/31/23 80,336.13
 PLUS 1 DEPOSITS AND OTHER CREDITS 204.13
 LESS 0 CHECKS AND OTHER DEBITS00
 CURRENT STATEMENT BALANCE AS OF 01/31/24 80,540.26
 NUMBER OF DAYS IN THIS STATEMENT PERIOD 31

CHECKING ACCOUNT TRANSACTIONS

DATE	DESCRIPTION	DEBITS	CREDITS
01/31	INTEREST PAYMENT		204.13

BALANCE BY DATE

DATE	BALANCE	DATE	BALANCE	DATE	BALANCE	DATE	BALANCE
12/31	80,336.13	01/31	80,540.26				

PAYER FEDERAL ID NUMBER..... 71-0009885
 INTEREST PAID YEAR TO DATE..... 204.13

CHECKING ACCOUNT

BUSINESS CHECKING + INTEREST		Images	5
Account Number	XXXXXXXX0901	Statement Dates	1/01/24 thru 1/31/24
Previous Balance	1,267,474.26	Days in this Statement Period	31
Deposits/Credits	.00	Avg Ledger Balance	1,249,629.90
7 Checks/Debits	22,815.91	Avg Collected Balance	1,249,629.90
Service Charges	.00		
Interest Paid	.00		
Ending Balance	1,244,658.35		

Bank Statement Balance, 1/31/2024 1,244,658.35
Deposit in Transit - CRCPT

O/S AP Transactions
Outstanding checks \$ (11,225.00)

Reconciled Balance, 1/31/2024 1,233,433.35

General Ledger Balance, 1/31/2024 1,233,433.35
pending journal entry
Interest income

General Ledger Balance 1/31/2024 1,233,433.35

Difference 0.00



e | statement

Capital City Bank OnLine

Enroll in Making Cents & boost your savings when you use your personal Capital City Bank Visa debit card to shop! Sign up today or learn more at ccbg.com/makingcents. Terms and conditions apply.

CITY OF QUINCY
 COMMUNITY REDEVELOPMENT AREA
 TRUST FUND
 404 W JEFFERSON ST
 QUINCY FL 32351-2328

Date 1/31/24
 Primary Account

Page 1
 XXXXXXX0901

CHECKING ACCOUNT

BUSINESS CHECKING + INTEREST		Images	5
Account Number	XXXXXXXX0901	Statement Dates	1/01/24 thru 1/31/24
Previous Balance	1,267,474.26	Days in this Statement Period	31
Deposits/Credits	.00	Avg Ledger Balance	1,249,629.90
7 Checks/Debits	22,815.91	Avg Collected Balance	1,249,629.90
Service Charges	.00		
Interest Paid	.00		
Ending Balance	1,244,658.35		

OTHER DEBITS

Date	Description	Amount
1/02	TRSF TO CHECKING XX6401 TRANSF	1,666.67-
1/29	COQ OPERATING FOR ADMIN SUPPO	
	CITY OF QUINCY A/P PAYMTCIX	500.00-

CHECKS IN NUMBER ORDER

Date	Check No	Amount	Date	Check No	Amount
1/03	12158	10,000.00	1/02	12166	237.12
1/12	12160*	10,000.00	1/29	12167	237.12
1/10	12165*	175.00			

* Denotes missing check numbers



e | statement

Capital City Bank OnLine

CITY OF QUINCY
COMMUNITY REDEVELOPMENT AREA
TRUST FUND
404 W JEFFERSON ST
QUINCY FL 32351-2328

Date 1/31/24
Primary Account

Page 2
XXXXXXXX0901

BUSINESS CHECKING + INTEREST

XXXXXXXX0901 (Continued)

DAILY BALANCE INFORMATION

Date	Balance	Date	Balance	Date	Balance
1/01	1,267,474.26	1/03	1,255,570.47	1/12	1,245,395.47
1/02	1,265,570.47	1/10	1,255,395.47	1/29	1,244,658.35

-----END OF STATEMENT-----

CHECKING ACCOUNT

BUSINESS CHECKING + INTEREST		Images	0
Account Number	XXXXXXX1001	Statement Dates	1/01/24 thru 1/31/24
Previous Balance	2,181,891.84	Days in this Statement Period	31
Deposits/Credits	.00	Avg Ledger Balance	2,150,663.92
1 Checks/Debits	74,466.57	Avg Collected Balance	2,150,663.92
Service Charges	.00		
Interest Paid	.00		
Ending Balance	2,107,425.27		

Bank Statement Balance, 1/31/2024 \$ **2,107,425.27**

TRANSFER IN TRANSIT

Reconciled Balance, 1/31/2024 \$ **2,107,425.27**

General Ledger Balance, 1/31/2024 \$ **2,107,425.27**

Interest income

Account analysis charge

General Ledger Balance 1/31/2024 \$ **2,107,425.27**

Difference \$ **-**



e | statement

Capital City Bank OnLine

Enroll in Making Cents & boost your savings when you use your personal Capital City Bank Visa debit card to shop! Sign up today or learn more at ccbq.com/makingcents. Terms and conditions apply.

CITY OF QUINCY
IMPROVEMENT & REFUNDING
REVENUE BONDS, SERIES 2003
404 W JEFFERSON ST
QUINCY FL 32351-2328

Date 1/31/24
Primary Account

Page 1
XXXXXXXX1001

CHECKING ACCOUNT

BUSINESS CHECKING + INTEREST		Images	0
Account Number	XXXXXXXX1001	Statement Dates	1/01/24 thru 1/31/24
Previous Balance	2,181,891.84	Days in this Statement Period	31
Deposits/Credits	.00	Avg Ledger Balance	2,150,663.92
1 Checks/Debits	74,466.57	Avg Collected Balance	2,150,663.92
Service Charges	.00		
Interest Paid	.00		
Ending Balance	2,107,425.27		

OTHER DEBITS

Date	Description	Amount
1/19	TRSF TO CHECKING XX6401 ARPA I NVOICE VIRGINIA ST LIFT COMM A	74,466.57-

DAILY BALANCE INFORMATION

Date	Balance	Date	Balance
1/01	2,181,891.84	1/19	2,107,425.27

-----END OF STATEMENT-----



P.O. BOX 966
 CONWAY, AR 72033
 888-372-9788
 www.my100bank.com



RETURN SERVICE REQUESTED

*****AUTO**SCH 5-DIGIT 32351

696 0.4670 AV 0.507 5 1 78 1 123853-01A**000696



CITY OF QUINCY
 LAW ENFORCEMENT TRUST FUND ACCOUNT
 404 W JEFFERSON ST
 QUINCY FL 32351-2328

01/31/24

*****2829

CYCLE-031

*** CHECKING *** 1506 PAN BUSINESS MM
 ACCOUNT NUMBER 0111012829
 PREVIOUS STATEMENT BALANCE AS OF 12/31/23 22,659.51
 PLUS 1 DEPOSITS AND OTHER CREDITS 17.27
 LESS 0 CHECKS AND OTHER DEBITS00
 CURRENT STATEMENT BALANCE AS OF 01/31/24 22,676.78
 NUMBER OF DAYS IN THIS STATEMENT PERIOD 31

CHECKING ACCOUNT TRANSACTIONS

DATE	DESCRIPTION	DEBITS	CREDITS
01/31	INTEREST PAYMENT		17.27

BALANCE BY DATE

DATE	BALANCE	DATE	BALANCE	DATE	BALANCE	DATE	BALANCE
12/31	22,659.51	01/31	22,676.78				

PAYER FEDERAL ID NUMBER..... 71-0009885
 INTEREST PAID YEAR TO DATE..... 17.27

CHECKING ACCOUNT

BUSINESS CHECKING + INTEREST		Images	0
Account Number	XXXXXX3401	Statement Dates	1/01/24 thru 1/31/24
Previous Balance	50,474.70	Days in this Statement Period	31
Deposits/Credits	.00	Avg Ledger Balance	50,474.70
Checks/Debits	.00	Avg Collected Balance	50,474.70
Service Charges	.00		
Interest Paid	.00		
Ending Balance	50,474.70		

Bank Statement Balance, 1/31/2024	\$	50,474.70
Deposit in Transit		
Outstanding AP Transaction		
Outstanding Checks		
Reconciled Balance, 1/31/2024	\$	50,474.70
General Ledger Balance, 1/31/2024	\$	50,474.70
Interest income		
Account analysis charge		
General Ledger Balance 1/31/2024	\$	50,474.70
Difference	\$	-



**Capital City
Bank**

e | statement

Capital City Bank OnLine

Enroll in Making Cents & boost your savings when you use your personal Capital City Bank Visa debit card to shop! Sign up today or learn more at ccbg.com/makingcents. Terms and conditions apply.

CITY OF QUINCY
LANDFILL LONG-TERM CARE ESCROW
404 W JEFFERSON ST
QUINCY FL 32351-2328

Date 1/31/24
Primary Account

Page 1
XXXXXXX3401

CHECKING ACCOUNT

BUSINESS CHECKING + INTEREST		Images	0
Account Number	XXXXXXX3401	Statement Dates	1/01/24 thru 1/31/24
Previous Balance	50,474.70	Days in this Statement Period	31
Deposits/Credits	.00	Avg Ledger Balance	50,474.70
Checks/Debits	.00	Avg Collected Balance	50,474.70
Service Charges	.00		
Interest Paid	.00		
Ending Balance	50,474.70		

DAILY BALANCE INFORMATION

Date	Balance
1/01	50,474.70

-----END OF STATEMENT-----



e | statement

Capital City Bank OnLine

This October, clients will receive two statements due to system upgrades. The second statement covers a partial month of transactions. Regular statements will resume in November. We apologize for any inconvenience.

CITY OF QUINCY
WW 200110 LOAN RESERVE
404 W JEFFERSON ST
QUINCY FL 32351-2328

Date 12/29/23
Primary Account

Page 1
XXXXXXXX3611

SAVINGS ACCOUNT

Everyday Savings for Business		Account Number	XXXXXXXX3611	Statement Dates	10/02/23 thru 12/31/23
Previous Balance	1,961.54	Days in this Statement Period			91
Deposits/Credits	.00	Avg Ledger Balance			1,961.54
Checks/Debits	.00	Avg Collected Balance			1,961.54
Service Charge	.00	Interest Earned			.24
Interest Paid	.25	Annual Percentage Yield Earned			0.05%
Ending Balance	1,961.79	2023 Interest Paid			.74

CREDITS AND DEBITS

Date	Description	Amount
12/31	INTEREST DEPOSIT	.25

DAILY BALANCE INFORMATION

Date	Balance	Date	Balance
10/02	1,961.54	12/31	1,961.79



e | statement

Capital City Bank OnLine

CITY OF QUINCY
WW 200110 LOAN RESERVE
404 W JEFFERSON ST
QUINCY FL 32351-2328

Date 12/29/23
Primary Account

Page 2
XXXXXXXX3611

Everyday Savings for Business

XXXXXXXX3611 (Continued)

INTEREST RATE SUMMARY

Date	Interest Rate
10/01	0.050000%

-----END OF STATEMENT-----

SAVINGS ACCOUNT

REGULAR SAVINGS BUSINESS			
Account Number	XXXXXX3920	Statement Dates	10/02/23 thru 12/31/23
Previous Balance	2,002,702.62	Days in this Statement Period	91
Deposits/Credits	.00	Avg Ledger Balance	2,002,702.62
Checks/Debits	.00	Avg Collected Balance	2,002,702.62
Service Charge	.00	Interest Earned	249.66
Interest Paid	249.66	Annual Percentage Yield Earned	0.05%
Ending Balance	2,002,952.28	2023 Interest Paid	1,001.22

Bank Statement Balance, 1/31/2024	\$ 2,002,952.28
Deposit in Transit - CRCPT	
Point and pay in Transit Deposits in Transit	
O/S AP Transactions	
outstanding checks	
	<hr/>
Reconciled Balance, 1/31/2024	<u>\$ 2,002,952.28</u>
General Ledger Balance, 1/31/2024	\$ 2,002,952.28
Interest income	
Interest income	
Account analysis charge	
	<hr/>
General Ledger Balance 1/31/2024	<u>\$ 2,002,952.28</u>
Difference	<u>\$ -</u>