

City of Quincy

City Hall

404 West Jefferson Street

Quincy, Florida 32351

www.myquincy.net



SPECIAL MEETING

Tuesday, November 30, 2021

6:00 PM

City Hall Commission Chambers

City Commission

Mayor Ronte R. Harris - District III

Mayor Pro-Tem Keith A. Dowdell - District I

Commissioner Angela G. Sapp - District II

Commissioner Freida Bass-Prieto - District IV

Commissioner Anessa A. Canidate - District V

"An All American City in the Heart of Florida's Future"

PUBLIC NOTICE

CITY OF QUINCY
COMMISSION SPECIAL MEETING
Quincy City Hall Commission Chambers
404 W. Jefferson Street | Quincy, Florida 32351

Tuesday, November 30, 2021
6:00pm

City Manager Jack L. McLean Jr. has called a Special Meeting for Tuesday, November 30, 2021 at 6:00pm. All interested members of the public are hereby invited to attend the meeting to discuss the following:

- **2021 Revenues and Unfunded Items**
- **Departments' Dire Needs**
- **Unfunded Aid to Nonprofits**
- **Flagler Street Funding Consultant Agreement**
- **Underground Utility**

Executive Session on Police and Fire Negotiations will be held immediately following the Special Meeting.

For additional information please call the City of Quincy at 850.618.0020.



City of Quincy, Florida
SPECIAL MEETING
AGENDA

November 30, 2021
6:00 P.M.

City Hall Commission Chambers

Call to Order

Roll Call

Special Meeting Items of Discussion

1. 2021 Revenues and Unfunded Items
 - Jack L. McLean Jr., City Manager
 - Marcia Carty, Finance Director
2. Departments Dire Needs
 - Jack L. McLean Jr., City Manager
 - Marcia Carty, Finance Director
3. Unfunded Aid to Non-Profits
 - Jack L. McLean Jr., City Manager
 - Marcia Carty, Finance Director
4. Flagler Street Funding Consultant Agreement
 - Jack L. McLean Jr., City Manager
 - Reggie Bell, Public Works Director
5. Underground Utilities
 - Jack L. McLean Jr., City Manager
 - Robin Ryals, Utilities Director

Adjournment

CITY OF QUINCY, FL
REGULAR COMMISSION MEETING
TABLE OF CONTENTS

1. October, 2021 Actual Net Operational Results
2. Projected First Quarter (October thru December, 2021) Net Operational Results
3. Analysis of October, 2021 Revenues – Budget vs Actual and Current Year vs Prior Year Results
4. Use of Fund Balance & Retained Earnings in FY 2021-2022 Approved Budget
5. General and Enterprise Funds' Usage of Prior Year Funds in Approved Budgets for Fiscal Years 2019-2020, 2020-2021, and 2021-2022
6. Governmental Funds Unassigned Fund Balance and Proprietary Funds Unrestricted Retained Earnings
7. Items Not Funded by the Approved Budget for 2021-2022
8. Approved Appropriation for American Rescue Plan Act Grant
9. IAFF Fire Union Contract Negotiations
10. Police Union Contract Negotiations
11. Punch Clock Plus \$2,600 Plan, approved by Commissioners

City of Quincy, FL
Month of October, 2021
Net Operational Actual Results

	<u>General Fund</u>	<u>Enterprise Fund</u>	<u>Total Funds</u>
Revenues	\$670,311	\$1,960,928	\$2,631,239
Less Surcharge Monies Restriction		(\$80,579)	(\$80,579)
Revenues Available for Operations	<u>\$670,311</u>	<u>\$1,880,349</u>	<u>\$2,550,660</u>
Expenses	<u>(\$839,824)</u>	<u>(\$1,525,839)</u>	<u>(\$2,365,663)</u>
Net Results	<u>(\$169,513)</u>	<u>\$354,511</u>	<u>\$184,998</u>

①

City of Quincy, FL
Projections for the Quarter Ending December 31, 2021
Projected Net Operational Results

	<u>General Fund</u>	<u>Enterprise Fund</u>	<u>Total Fund</u>
Revenues	\$2,709,233	\$5,882,785	\$8,592,018
Less Surcharge Monies Restriction	\$0	(\$241,737)	(\$241,737)
Revenues Available for Operations	<u>\$2,709,233</u>	<u>\$5,641,048</u>	<u>\$8,350,281</u>
Expenses	<u>(\$2,519,471)</u>	<u>(\$5,379,206)</u>	<u>(\$7,898,677)</u>
Net Results	<u>\$189,762</u>	<u>\$261,843</u>	<u>\$451,605</u>

FY 2022 Enterprise Transfers to General Fund	\$1,399,954
FY 2022 Percentage of Enterprise Transfers	51.67%
FY 2021 Enterprise Transfers to General Fund	\$1,300,302
FY 2021 Percentage of Enterprise Transfers	39.84%

②

City of Quincy, FL
 Analysis of October 2021 Revenue
 Budget vs Actual and Current vs Prior Year
 as of November 22, 2021

Account Number	Description	FY 2022 Adjusted Budget	FY 2022 YTD Budget	FY 2022 YTD Amount	FY 2022 Budget vs Actual Variance	Prior YTD FY 2021 Amount	Current vs Prior YTD Variance
402-343-10000	SALES	\$2,046,420	\$170,535	\$162,510	(\$8,025)	\$186,876	(\$24,366)
402-343-16000	CONNECTIONS	\$8,637	\$720	\$0	(\$720)	\$588	(\$588)
402-343-17000	FORFEITED DISCOUNTS - PENALTIE	\$31,005	\$2,584	\$2,334	(\$249)	\$2,915	(\$581)
402-343-19000	CUT ON/OFF FEES					\$0	\$0
402-343-50000	SEWER SURCHARGE O/S	\$62,514	\$5,210	\$4,086	(\$1,123)	\$5,713	(\$1,627)
402-361-10000	INTEREST REVENUE	\$321	\$27	\$18	(\$9)	\$25	(\$7)
402-381-10000	INTERFUND TRANSFER	\$18,171	\$1,514	\$1,514	\$0	\$37,334	(\$35,820)
403-331-01019	H-M FEMA REIMB MICHAEL	\$205,000	\$17,083	\$0	(\$17,083)	\$0	\$0
403-343-11000	RESIDENTIAL SALES	\$5,386,439	\$448,870	\$440,188	(\$8,682)	\$487,792	(\$47,604)
403-343-12000	COMMERCIAL SALES	\$6,963,630	\$580,303	\$598,811	\$18,508	\$641,270	(\$42,460)
403-343-13000	INDUSTRIAL SALES	\$1,392,262	\$116,022	\$137,801	\$21,780	\$111,676	\$26,125
403-343-14000	STREET LIGHTING SALES	\$10,244	\$854	\$3,765	\$2,911	\$133	\$3,632
403-343-15000	INTERDEPARTMENTAL SALES	\$315,779	\$26,315	\$30,729	\$4,414	\$22,606	\$8,122
403-343-16000	CONNECTIONS	\$52,881	\$4,407	\$548	(\$3,859)	\$309	\$239
403-343-16500	Hurricane Michael Surcharge	\$981,660	\$81,805	\$80,579	(\$1,226)	\$91,183	(\$10,605)
403-343-16710	VISTA BRACE VOLUNTEER GRANT	\$29,536	\$2,461	\$0	(\$2,461)	\$2,882	(\$2,882)
403-343-17000	FORFEITED DISCOUNTS - PENALTIE	\$149,640	\$12,470	\$13,189	\$719	\$12,647	\$541
403-343-18000	SALE OF MATERIAL	\$0	\$0	\$10,077	\$10,077	\$0	\$10,077
403-343-19000	CUT ON/OFF FEES	\$29,097	\$2,425	\$510	(\$1,915)	\$6,368	(\$5,858)
403-343-24000	TRANSFORMER RENT	\$8,590	\$716	\$705	(\$11)	\$705	\$0
403-343-27000	MISCELLANEOUS CHARGES	\$7,325	\$610	(\$258)	(\$868)	\$908	(\$1,166)
403-343-90000	MISCELLANEOUS REVENUES	\$0	\$0	\$84	\$84	\$123	(\$39)
403-361-10000	INTEREST REVENUE	\$1,008	\$84	\$0	(\$84)	\$39	(\$39)
403-389-90001	USE OF RETAINED EARNINGS	\$854,251	\$71,188	\$0	(\$71,188)	\$0	\$0
404-343-10000	SALES	\$2,028,145	\$169,012	\$136,261	(\$32,751)	\$157,246	(\$20,985)
404-343-15000	INTERDEPARTMENTAL SALES	\$87,195	\$7,266	\$6,162	(\$1,104)	\$4,340	\$1,822
404-343-16000	CONNECTIONS	\$23,165	\$1,930	\$2,112	\$182	\$572	\$1,540
404-343-17000	FORFEITED DISCOUNTS-PENALTIES	\$25,439	\$2,120	\$1,945	(\$175)	\$2,529	(\$584)
404-343-27000	MISCELLANEOUS CHARGES	\$21,856	\$1,821	\$0	(\$1,821)	\$4,704	(\$4,704)
404-343-30000	WATER SURCHARGE O/S	\$106,759	\$8,897	\$6,330	(\$2,567)	\$9,006	(\$2,676)
404-361-10000	INTEREST REVENUE	\$1,818	\$152	\$24	(\$127)	\$209	(\$185)
405-343-10000	GAS SALES	\$1,532,086	\$127,674	\$101,357	(\$26,316)	\$63,147	\$38,210
405-343-15000	GAS INTERDEPARTMENTAL SALES	\$9,408	\$784	\$148	(\$636)	\$170	(\$22)
405-343-16000	GAS CONNECTIONS	\$10,962	\$914	\$1,275	\$362	\$250	\$1,025
405-343-17000	GAS FORFEITED DISCS-PENALTIES	\$26,981	\$2,248	\$1,884	(\$364)	\$1,356	\$528
405-343-27000	GAS OTHER CHARGES	\$654	\$55	(\$192)	(\$247)	\$0	(\$192)
405-361-10000	INTEREST REVENUE	\$137	\$11	\$0	(\$11)	\$8	(\$8)
405-369-90000	MISCELLANEOUS REVENUE	\$136,502	\$11,375	\$0	(\$11,375)	\$0	\$0
406-343-11000	RESIDENTIAL SALES	\$742,742	\$61,895	\$61,458	(\$438)	\$60,506	\$952
406-343-12000	COMMERCIAL SALES	\$527,503	\$43,959	\$44,638	\$680	\$42,011	\$2,627
406-343-15000	YARD TRASH COLLECTION	\$144,538	\$12,045	\$11,936	(\$109)	\$11,817	\$120
406-343-17000	FORFEITED DISCOUNTS-PENALTIES	\$18,561	\$1,547	\$1,449	(\$98)	\$1,485	(\$36)
406-381-00010	Non-Operating Transfer					\$4,720	(\$4,720)
407-343-44000	GARBAGE TIPPING FEES	\$150,825	\$12,569	\$29,146	\$16,577	\$13,920	\$15,226
407-381-00010	Non-Operating Transfer	\$10,970	\$914	\$914	\$0	\$1,023	(\$109)

**** GRAND TOTAL **** \$24,160,656 \$2,013,388 \$1,894,038 (\$119,350) \$1,991,111 (\$97,074)

Conclusion: FY 2021-2022 actual revenues are less than budgeted revenues by \$119,350, and less than prior year revenues by \$97,074.

CITY OF QUINCY, FL
USE OF FUND BALANCE & RETAINED EARNINGS IN FY 2021-2022 BUDGET

GENERAL FUND USE OF FUND BALANCE		
001-430-541-60632	RESURF & SIDEWALKS	\$430,054
001-430-541-60643	Shop Truck	\$175,000
001-440-572-60644	EQUIPMENT Utility Trailers/ Weedeaters	\$15,000
001-110-552-60620	CHAMBER BUILDING IMPROVEMENTS	\$190,000
001-110-552-60641	OFFICE FURNITURE & EQUIPMENT	\$10,446
001-210-521-60641	OFFICE FURNITURE & EQUIPMENT	\$12,500
001-389-00000	USE OF FUND BALANCE	<u>\$833,000</u>
ENTERPRISE FUND USE OF RETAINED EARNINGS		
402-520-535-60644	EQUIPMENT	\$10,000
403-539-531-60640	STORM HARDENING EQUIPMENT	\$10,000
403-591-531-60644	EQUIPMENT	\$125,000
405-561-532-60644	EQUIPMENT	\$40,000
402-540-535-60644	EQUIPMENT	\$80,000
403-591-531-30341	CONTRACTUAL SERVICES	\$343,281
403-539-531-30469	CONTRACTUAL TREE TRIMMING	\$172,855
403-539-531-10120	REGULAR SALARIES WAGES - LINE CLEARING	\$73,115
403-389-90001	USE OF RETAINED EARNINGS	<u>\$854,251</u>

④

CITY OF QUINCY, FL
GENERAL & ENTERPRISE FUNDS' USAGE OF PRIOR YEAR FUNDS IN APPROVED BUDGETS
Fiscal Years FY 2020 to 2022

GENERAL FUND USAGE OF FUND BALANCE (BUDGET)

	FY 2021-2022	FY 2020-2021		FY 2019-2020
Total Revenues	\$11,315,216	\$11,616,082 (*)		\$9,853,370
Revenues and Transfers	\$10,482,216	\$10,838,669		\$9,553,370
Fund Balance Usage	\$833,000	\$777,413		\$300,000
Percentage - Fund Balance	7.4%	6.7%		3.0%

(*) Grants Included

ENTERPRISE FUND USAGE OF RETAINED EARNINGS (BUDGET)

	FY 2021-2022	FY 2020-2021		FY 2019-2020
Total Revenues	\$24,918,519	\$32,459,337 (*)		\$25,841,244
Revenues and Transfers	\$24,064,268	\$31,101,187		\$25,841,244
Retained Earnings Usage	\$854,251	\$1,358,150		\$954,347
Percentage - Retained Earnings	3.4%	4.2%		3.7%

(*) Grants Included

5

Excerpt from Fiscal Year 2020 Audit Report

Governmental Funds Unassigned Fund Balance

\$1,096,829

and

Proprietary Funds Unrestricted Retained

Earnings \$3,110,037

6

CITY OF QUINCY, FLORIDA
BALANCE SHEET-GOVERNMENTAL FUNDS
SEPTEMBER 30, 2020

	General Fund	Community Redevelopment Agency	Non-Major Governmental	Total Governmental Funds
Assets				
Cash and Cash Equivalent	\$ 870,440	\$ 241,203	\$ 175,458	\$ 1,287,101
Investments	851,141	0	0	851,141
Receivables (Net)	378,185	0	0	378,185
Assessment Receivables (Net)	172,699	0	0	172,699
Due from Other Governments	318,124	0	0	318,124
Prepaid Expenses	0	0	0	0
Total Assets	<u>2,590,589</u>	<u>241,203</u>	<u>175,458</u>	<u>3,007,250</u>
Liabilities and Fund Balances				
Liabilities				
Accounts Payable	339,330	14,537	0	353,867
Accrued Expenses	482,267	4,453	0	486,720
Due to Other Governments	0	0	0	0
Advances from Other Funds	0	0	0	0
Unearned Revenue	379,785	0	0	379,785
Total Liabilities	<u>1,201,382</u>	<u>18,990</u>	<u>0</u>	<u>1,220,372</u>
Deferred Inflows of Resources	<u>119,679</u>	<u>0</u>	<u>0</u>	<u>119,679</u>
Fund Balances				
Nonspendable:				
Prepays	0	0	0	0
Advances to Other Funds	0	0	0	0
Restricted for:				
Law Enforcement	0	0	25,879	25,879
Physical Environment	0	0	0	0
Economic Environment	0	222,213	0	222,213
Debt Service	172,699	0	149,579	322,278
Assigned	0	0	0	0
Unassigned	1,096,829	0	0	1,096,829
Total Fund Balances	<u>1,269,528</u>	<u>222,213</u>	<u>175,458</u>	<u>1,667,199</u>
Total Liabilities and Fund Balance	<u>\$ 2,590,589</u>	<u>\$ 241,203</u>	<u>\$ 175,458</u>	<u>\$ 3,007,250</u>

(6a)

See accompanying notes to Financial Statements

CITY OF QUINCY, FLORIDA
STATEMENT OF FUNDS NET POSITION-PROPRIETARY FUNDS
FOR THE YEAR ENDED SEPTEMBER 30, 2020

	Business-Type Activities					Internal Service Fund
	Enterprise Funds				Total Enterprise Funds	
	Water Fund	Electric Fund	Wastewater Fund	Non-Major Funds		
Liabilities						
Current Liabilities						
Accounts Payable	\$ 163,245	\$ 1,489,702	\$ 553,299	\$ 210,897	\$ 2,417,143	\$ 12,262
Accrued Payroll	12,398	95,561	14,688	16,714	139,361	3,431
Due to other Governments	0	0	0	26,878	26,878	0
Accrued Interest Payable	30,905	95,883	19,766	8,190	154,744	0
Current Portion:						
Bonds Payable	265,018	320,186	123,947	26,851	736,002	0
Notes Payable	230,433	0	27,717	0	258,150	0
Capitalized Leases Payable	27,464	87,884	49,435	0	164,783	0
Compensated Absences Payable	2,164	19,342	2,425	6,292	30,223	1,553
Deferred Revenue	0	0	20,000	0	20,000	0
Total Current Liabilities	<u>731,627</u>	<u>2,108,558</u>	<u>811,277</u>	<u>295,822</u>	<u>3,947,284</u>	<u>17,246</u>
Noncurrent Liabilities						
Customer Deposits	21,573	1,477,730	0	8,623	1,507,926	0
Advances from Other Funds	0	1,439,829	200,000	0	1,639,829	0
Long-term Portion:						
Bonds Payable	3,329,922	4,471,181	1,475,739	564,461	9,841,303	0
Notes Payable	385,309	1,982,707	591,609	0	2,959,625	0
Capitalized Lease Payable	54,122	173,189	97,419	0	324,730	0
Compensated Absences	6,491	59,065	7,275	17,838	90,669	4,658
Land Fill Closure Liability	0	0	0	239,559	239,559	0
Total Noncurrent Liabilities	<u>3,797,417</u>	<u>9,603,701</u>	<u>2,372,042</u>	<u>830,481</u>	<u>16,603,641</u>	<u>4,658</u>
Total Liabilities	<u>4,529,044</u>	<u>11,712,259</u>	<u>3,183,319</u>	<u>1,126,303</u>	<u>20,550,925</u>	<u>21,904</u>
Net Position						
Net Investment in Capital Assets	(1,372,120)	4,104,500	2,375,231	68,682	5,176,293	61,491
Restricted for Debt Service	1,316,472	2,346,516	666,705	273,273	4,602,966	0
Unrestricted	1,756,063	(55,034)	643,929	765,079	3,110,037	21,147
Total Net Position	<u>1,700,415</u>	<u>6,395,982</u>	<u>3,685,865</u>	<u>1,107,034</u>	<u>12,889,296</u>	<u>82,638</u>
Total Liabilities and Net Position	<u>\$ 6,229,459</u>	<u>\$ 18,108,241</u>	<u>\$ 6,869,184</u>	<u>\$ 2,233,337</u>	<u>\$ 33,440,221</u>	<u>\$ 104,542</u>

(6699)

See accompanying notes to Financial Statements

City of Quincy, Fl
Items Not Funded by the Approved Budget
as of November 22, 2021

Dire Needs List \$120,778 (Contingency-Reserves \$182,080 possible source)

Capital Items and Aid to Private Organizations moved to Grants Budget, but not funded by ARPA (\$1,709,664):

			Purpose
001-110-511-80820	AID TO PRIVATE ORGANIZATIONS	\$80,000	Non-profit organizations
402-520-535-60644	EQUIPMENT	\$25,000	Sewer infrastructure improvement
402-540-535-60642	VEHICLE	\$50,000	Truck to mount sewer flush machine
402-531-535-60644	EQUIPMENT	\$50,000	Replace manholes/valve boxes
402-531-535-60646	EQUIPMENT	\$39,000	Fiber Optic/Broadband Infratructure
403-591-531-60646	EQUIPMENT	\$183,000	Fiber Optic/Broadband Infratructure
404-539-533-60646	EQUIPMENT	\$39,000	Fiber Optic/Broadband Infratructure
405-561-532-60646	EQUIPMENT	\$39,000	Fiber Optic/Broadband Infratructure
404-520-533-30343	PROFESSIONAL SERVICES	\$25,000	Consultant - water infrastructure/consent analysis
404-539-533-60644	EQUIPMENT	\$75,000	Water 300KWH diesel generator
404-539-533-60644	EQUIPMENT	\$25,000	Purchase a water leak detection system
ORGANIZATION EXPENSES MOVED FROM ORIGINAL BUDGET TO ARPA Grant		\$630,000	



Commissioners Allocation for Fire and Police Union Negot \$150,000 (Contingency-Reserves \$182,080 possible source)

Total Amount Not Yet Funded or Appropriated in Approve \$900,778

FY 2021-2022 CITY OF QUINCY, FL GRANT BUDGET

American Rescue Plan Act Grant

G/L ACCOUNT	ACCOUNT_TITLE	FY22 Budget
Revenues		
001 TO 405-331-39500	AMERICAN RESCUE PLAN ACT GRANT	\$1,709,665
	TOTAL REVENUES	\$1,709,665
Expenses		
001-260-513-30315	COMMUNITY SERVICES - MENTAL HEALTH	\$100,000
001-430-541-60634	STORM WATER FACILITIES	\$660,000
403-591-531-30646	ECONOMIC DEVELOPMENT INITIATIVE	\$500,000
001-220-521-60641	EQUIPMENT	\$140,000
TBD		\$309,665
	TOTAL EXPENSES	\$1,709,665

Flagler Street
 Flooding \$460,000
 and Ditch on Florida
 Avenue & Lincoln to
 Williams Street
 \$200,000
 Utility Assistance
 Police
 Premium Pay



CITY OF QUINCY, FL
 IAFF CONTRACT UNION NEGOTIATIONS
 PROJECTED COST FOR YEARS ONE THRU THREE

	Name	IAFF CONTRACT SALARY 2021-2022 STEP ONE	IAFF CONTRACT SALARY 2022-2023 STEP TWO	IAFF CONTRACT SALARY 2023-2024 STEP THREE	JOB TITLE
1	BARRETT, MATTHEW P	\$35,858.54	\$38,576.51	\$40,000.00	FIREFIGHTER II
2	BARRINEAU, COLIN D	\$35,858.54	\$38,576.51	\$40,000.00	FIREFIGHTER II
3	BRYANT, DAMION T	\$35,858.54	\$38,576.51	\$40,000.00	FIREFIGHTER II
4	CLARK, MICHAEL N	\$53,739.88	\$56,782.28	\$60,000.00	CAPTAIN
5	DAVIS, DIANTE L	\$35,858.54	\$38,576.51	\$40,000.00	FIREFIGHTER II
6	DUDLEY, DARRIUS	\$53,739.88	\$56,782.28	\$60,000.00	CAPTAIN
7	GIVENS, DARIUS T	\$35,858.54	\$38,576.51	\$40,000.00	FIREFIGHTER II
8	HALL, PHATARIOS C	\$35,858.54	\$38,576.51	\$40,000.00	FIREFIGHTER II
9	HONDERICK, JAMES P	\$46,465.77	\$48,501.58	\$50,000.00	LIEUTENANT
10	JACKSON, SHAVAR'RIIS N	\$35,858.54	\$38,576.51	\$40,000.00	FIREFIGHTER II
11	MARTINEZ, ENRIQUE D	\$35,858.54	\$38,576.51	\$40,000.00	FIREFIGHTER II
12	NOTTAGE, KYLE A	\$35,858.54	\$38,576.51	\$40,000.00	FIREFIGHTER II
13	PIAZZA, VINCENT C	\$35,858.54	\$38,576.51	\$40,000.00	FIREFIGHTER II
14	PRIDEMORE, KENT A	\$46,465.77	\$48,501.58	\$50,000.00	LIEUTENANT
15	ROCK JR, STEVEN R	\$35,858.54	\$38,576.51	\$40,000.00	FIREFIGHTER II
16	SADLER, SHELBY D	\$35,858.54	\$38,576.51	\$40,000.00	FIREFIGHTER II
17	SANDERS JR, CHARLIE B	\$46,465.77	\$48,501.58	\$50,000.00	LIEUTENANT
18	SHERROD, JAMES T	\$35,858.54	\$38,576.51	\$40,000.00	FIREFIGHTER II
19	STALLWORTH, ULRICK O	\$46,465.77	\$48,501.58	\$50,000.00	LIEUTENANT
20	TURNAGE, CHRISTOPHER	\$35,858.54	\$38,576.51	\$40,000.00	FIREFIGHTER II



CURRENT SALARY	\$795,362.40	\$847,642.02	\$880,000.00
FRINGE BENEFITS	\$397,681.20	\$423,821.01	\$440,000.00
TOTAL SALARY WITH FRINGE BENEFITS	\$1,193,043.60	\$1,271,463.03	\$1,320,000.00
2021-2022 BUDGET	-\$1,052,016.00	-\$1,052,016.00	-\$1,052,016.00
ADDITIONAL FUNDS TO BUDGET	\$141,027.60	\$219,447.03	\$267,984.00
CUMULATIVE INCREASE OVER 3 YEARS (*)		\$360,474.63	\$628,458.63

**CITY OF QUINCY, FL
POLICE RATES PER NEGOTIATION
FISCAL YEARS 2021-2022 TO 2023-2024**

	Name	HIRE DATE	HR RATE	ANNUAL SALARY	INCREASE PER STEP PLAN	FY 2021-2022 Hourly Rate	JOB TITLE	STEP ONE - 2080 and 2184 HRS	STEP TWO - 2080 and 2184 HRS	STEP THREE - 2080 and 2184 HRS
1	CLARK, ASHLEY J	2/5/2018	17.06	\$35,484.80	\$4,534.40	\$ 19.24	DETECTIVES/CRIMINAL INV	\$ 40,019.20	\$ 41,204.80	\$ 42,452.80
2	SMITH, ERIC D	8/26/2019	17.06	\$35,484.80	\$4,534.40	\$ 19.24	DETECTIVES/CRIMINAL INV	\$ 40,019.20	\$ 41,204.80	\$ 42,452.80
3	ADAMS, DERRICK L	3/15/2021	16.73	\$36,538.32	\$5,481.84	\$ 19.24	POLICE OFFICER	\$ 42,020.16	\$ 43,265.04	\$ 44,575.44
4	BARBER, HAROLD J	7/8/2002	21.26	\$46,431.84	\$6,071.52	\$ 24.04	POLICE SERGEANT	\$ 52,503.36	\$ 54,075.84	\$ 55,692.00
5	BOLDS, PATRICK J	2/19/2021	16.23	\$35,446.32	\$6,573.84	\$ 19.24	POLICE OFFICER	\$ 42,020.16	\$ 43,265.04	\$ 44,575.44
6	BOYD, SHAWN F	7/9/2012	19.26	\$42,063.84	\$10,439.52	\$ 24.04	POLICE OFFICER/SERGEANT	\$ 52,503.36	\$ 54,075.84	\$ 55,692.00
7	CANCECO, CHRISTOPHER R	5/17/2021	16.23	\$35,446.32	\$6,573.84	\$ 19.24	POLICE OFFICER	\$ 42,020.16	\$ 43,265.04	\$ 44,575.44
8	CANCECO, JONATHAN L	12/3/2018	17.06	\$37,259.04	\$4,761.12	\$ 19.24	POLICE OFFICER	\$ 42,020.16	\$ 43,265.04	\$ 44,575.44
9	CENTENO, ANA M	12/4/2006	20.25	\$44,226.00	\$808.08	\$ 20.62	POLICE OFFICER	\$ 45,034.08	\$ 54,075.84	\$ 55,692.00
10	VACANT - DAHLKE	3/9/2020	16.64	\$36,341.76	\$5,678.40	\$ 19.24	POLICE OFFICER	\$ 42,020.16	\$ 43,265.04	\$ 44,575.44
11	DILMORE, STACY D	5/17/2021	17.23	\$37,630.32	\$4,389.84	\$ 19.24	POLICE OFFICER	\$ 42,020.16	\$ 43,265.04	\$ 44,575.44
12	EDWARDS III, ROBERT J	5/4/2020	16.64	\$36,341.76	\$5,678.40	\$ 19.24	POLICE OFFICER	\$ 42,020.16	\$ 43,265.04	\$ 44,575.44
13	GARDNER JR, EDWARD J	10/21/2019	16.64	\$36,341.76	\$5,678.40	\$ 19.24	POLICE OFFICER	\$ 42,020.16	\$ 43,265.04	\$ 44,575.44
14	GILYARD JR, LARRY D	3/10/1997	28.24	\$61,676.16	\$1,332.24	\$ 28.85	LIEUTENANT	\$ 63,008.40	\$ 65,192.40	\$ 67,376.40
15	HARTIN, ADAM C	5/17/2021	16.23	\$35,446.32	\$6,573.84	\$ 19.24	POLICE OFFICER	\$ 42,020.16	\$ 43,265.04	\$ 44,575.44
16	HILL, CARLOS A	10/23/2017	19.74	\$43,112.16	\$9,391.20	\$ 24.04	POLICE SERGEANT	\$ 52,503.36	\$ 54,075.84	\$ 55,692.00
17	JORDAN, DEMARLON	1/25/2021	16.32	\$35,642.88	\$6,377.28	\$ 19.24	POLICE OFFICER	\$ 42,020.16	\$ 43,265.04	\$ 44,575.44
18	MALAVE, ADRIAN R	7/6/2021	16.23	\$35,446.32	\$6,573.84	\$ 19.24	POLICE OFFICER	\$ 42,020.16	\$ 43,265.04	\$ 44,575.44
19	MONROE JR, EUGENE	7/21/2003	24.35	\$53,180.40	\$9,828.00	\$ 28.85	LIEUTENANT	\$ 63,008.40	\$ 65,192.40	\$ 67,376.40
20	VACANT - OCONNOR	2/12/2021	16.23	\$35,446.32	\$6,573.84	\$ 19.24	POLICE OFFICER	\$ 42,020.16	\$ 43,265.04	\$ 44,575.44
21	RITTMAN, DESMOND	2/5/2021	16.23	\$35,446.32	\$6,573.84	\$ 19.24	POLICE OFFICER	\$ 42,020.16	\$ 43,265.04	\$ 44,575.44
22	ROBINSON, GLENDON W	6/6/2005	21.53	\$47,021.52	\$15,986.88	\$ 28.85	LIEUTENANT	\$ 63,008.40	\$ 65,192.40	\$ 67,376.40
23	SCHMITT, PHILIPPE N	12/9/2020	16.23	\$35,446.32	\$6,573.84	\$ 19.24	POLICE OFFICER	\$ 42,020.16	\$ 43,265.04	\$ 44,575.44
24	SMILEY, DEBRALE L	3/31/2020	16.64	\$36,341.76	\$5,678.40	\$ 19.24	POLICE OFFICER	\$ 42,020.16	\$ 43,265.04	\$ 44,575.44
25	TAYLOR, JARVIS L	4/3/2017	19.26	\$42,063.84	\$10,439.52	\$ 24.04	POLICE SERGEANT	\$ 52,503.36	\$ 54,075.84	\$ 55,692.00
26	MIMS, OMON	9/13/2021	16.23	\$35,446.32	\$6,573.84	\$ 19.24	POLICE OFFICER	\$ 42,020.16	\$ 43,265.04	\$ 44,575.44

10

CURRENT SALARY	\$1,026,753.52		
INCREASED SALARY - STEP PLAN		\$169,680.16	
FRINGE BENEFITS - 66.4% FOR POLICE			
TOTAL SALARY FOR UNION POLICE WITH FRINGE BENEFITS			
TOTAL AMOUNT INCLUDED IN BUDGET			
PROJECTED PBA NEGOTIATIONS' ANNUAL AMOUNT NEEDED IN EXCESS OF BUDGET			
		\$ 115,775.64	\$ 252,669.86
PRIOR YEAR (S) AMOUNT IN EXCESS OF BUDGET		\$ 115,775.64	\$ 305,055.09
ACCUMULATED AMOUNT NEEDED TO BUDGET THE SALARY INCREASE		\$ 305,055.09	\$ 557,724.95

CITY OF QUINCY, FL
 COMMISSIONERS' PUNCH CLOCK PLUS \$2,600 PLAN
 FY 2021-2022 BUDGET

Position	Name	HIRE DATE	HR RATE	PER HRS ANNUAL		JOB TITLE	1.50%	Revised Salary	
				SALARY as of 09/30/2021	YEARS OF SERVICE			\$2,600	with 1.5% raise & \$2,600
FINANCE									
1	REEVES, DONNA M	11/26/2007	\$ 16.59	\$34,507.20	13.89	BILLING AND POSTING CLERK	\$35,024.81	\$ 2,600.00	\$37,624.81
2	VACANT	6/1/2021	\$ 18.50	\$38,480.00	18.78	GRANT ACCOUNTANT/ACCOUNTANT I	\$39,057.20	\$ 2,600.00	\$41,657.20
3	WOODARD, GLORIA A	12/1/2003	\$ 22.04	\$45,843.20	17.88	ADMINISTRATIVE ASST/FINANCIAL CLERK	\$46,530.85	\$ 2,600.00	\$49,130.85
CUSTOMER SERVICE									
4	HOWARD, SHAKENDRA M	10/21/2019	\$ 12.36	\$25,708.80	1.98	CUSTOMER SERVICE CASHIER	\$26,094.43	\$ 2,600.00	\$28,694.43
5	TEJADA, STEPHANIE M	8/10/2020	\$ 12.10	\$25,170.08	1.18	CUSTOMER SERVICE CASHIER	\$25,547.63	\$ 2,600.00	\$28,147.63
6	vacant - alexis		\$ 12.81	\$26,634.40		CUSTOMER SERVICE EMPLOYEE	\$27,033.92	\$ 2,600.00	\$29,633.92
BUILDING & PLANNING									
7	YOUNG, DONNY L	7/26/2021	18.51	\$38,500.80	0.22	BUILDING INSPECTORS	\$39,078.31	\$ 2,600.00	\$41,678.31
8	KIMBLE, JOANN G	4/8/2019	\$ 16.48	\$34,278.40	2.52	ADMINISTRATIVE ASSISTANT/PERMIT TECH	\$34,792.58	\$ 2,600.00	\$37,392.58
POLICE									
9	MOORE, ADMETRIC S	11/5/2001	\$ 21.22	\$44,137.60	19.95	ADMINISTRATIVE ASSISTANT	\$44,799.66	\$ 2,600.00	\$47,399.66
10	MANUEL, SYLVIA	3/7/2016	\$ 13.75	\$28,600.00	5.61	EVIDENCE TECH	\$29,029.00	\$ 2,600.00	\$31,629.00
11	BASS, JOEL	6/12/2000	\$ 14.77	\$30,721.60	21.35	COMMUNICATION OFFICER	\$31,182.42	\$ 2,600.00	\$33,782.42
12	KILPATRICK, JANET N	6/15/2015	\$ 12.00	\$24,960.00	6.34	DISPATCHERS/COMMUNICATION OFFICER	\$25,334.40	\$ 2,600.00	\$27,934.40
13	MATHENEY, DIANE L	2/28/2005	\$ 17.77	\$36,961.60	16.64	OFFICE CLERKS, GENERAL	\$37,516.02	\$ 2,600.00	\$40,116.02
14	OLIVER, LINDA D	2/20/1989	\$ 18.04	\$37,523.20	32.67	COMMUNICATIONS OFFICER	\$38,086.05	\$ 2,600.00	\$40,686.05
15	SYKES, TAMMIE L	1/12/2013	\$ 13.00	\$27,040.00	8.76	DISPATCHERS/COMMUNICATION OFFICER	\$27,445.60	\$ 2,600.00	\$30,045.60
16	WHITEHEAD, HELEN	5/6/2002	\$ 15.61	\$32,468.80	19.45	COMMUNICATIONS OFFICERS	\$32,955.83	\$ 2,600.00	\$35,555.83
17	FINUFF, LAURIE A	9/25/2019	\$ 12.00	\$24,960.00	2.05	DISPATCHERS/COMMUNICATION OFFICER	\$25,334.40	\$ 2,600.00	\$27,934.40
18	JOHNSON, BRANDI J	5/1/2019	\$ 12.00	\$24,960.00	2.46	DISPATCHERS/COMMUNICATION OFFICER	\$25,334.40	\$ 2,600.00	\$27,934.40
FIRE									
19	WHIDDON, CELESE M	2/22/1995	\$ 20.84	\$43,347.20	26.66	ADMINISTRATIVE ASSISTANT	\$43,997.41	\$ 2,600.00	\$46,597.41
PARKS & RECREATION									
20	DABADY, JEAN M	7/8/2019	\$ 14.86	\$30,908.80	2.27	RECREATION COORDINATOR	\$31,372.43	\$ 2,600.00	\$33,972.43
21	FIELDS, IRVIN Q	12/27/2010	\$ 14.00	\$29,120.00	10.81	MAINTENANCE WORKER	\$29,556.80	\$ 2,600.00	\$32,156.80
22	HIGHMAN, CHRISTOPHER L	5/3/2021	\$ 11.33	\$23,566.40	0.45	MAINTENANCE & REPAIR WORKERS - GENERAL	\$23,919.90	\$ 2,600.00	\$26,519.90
23	SHERMAN, ALICIA L	10/1/2018	\$ 14.42	\$29,993.60	3.04	ADMINISTRATIVE ASSISTANT	\$30,443.50	\$ 2,600.00	\$33,043.50
24	SWEET III, WILLIAM L	9/17/2018	\$ 11.33	\$23,566.40	3.08	MAINTENANCE & REPAIR WORKERS - GENERAL	\$23,919.90	\$ 2,600.00	\$26,519.90
25	WALKER, ERIC T	12/12/2016	\$ 16.83	\$34,999.95	4.84	PARKS & RECREATION SUPERVISOR	\$35,524.95	\$ 2,600.00	\$38,124.95
26	WILLIAMS, CHRISTOPHER M	10/6/2014	\$ 13.25	\$27,560.00	7.03	Maintenance Worker I	\$27,973.40	\$ 2,600.00	\$30,573.40
PUBLIC WORKS									
27	UBEYY, ABDULLAH	8/9/2021	\$ 11.33	\$23,566.40	0.18	MAINTENANCE AND REPAIR WORKER, GENERAL	\$23,919.90	\$ 2,600.00	\$26,519.90
28	CANIDATE, THEODORE R	4/15/2019	\$ 11.59	\$24,107.20	2.50	MAINTENANCE AND REPAIR WORKER, GENERAL	\$24,468.81	\$ 2,600.00	\$27,068.81
29	DANIELS, LARRY D	7/30/2018	\$ 18.94	\$39,395.20	3.21	PUBLIC WORK SUPERVISOR	\$39,986.13	\$ 2,600.00	\$42,586.13
30	DAVIS, LITTLE M	8/5/2019	\$ 11.59	\$24,107.20	2.19	MAINTENANCE & REPAIR WORKERS - GENERAL	\$24,468.81	\$ 2,600.00	\$27,068.81
31	DONALD, DEMETRIC	1/8/2018	\$ 11.33	\$23,566.40	3.77	MAINTENANCE & REPAIR WORKERS - GENERAL	\$23,919.90	\$ 2,600.00	\$26,519.90
32	JAMES, BOBBY L	2/17/2020	\$ 11.33	\$23,566.40	1.66	MAINTENANCE AND REPAIR WORKER, GENERAL	\$23,919.90	\$ 2,600.00	\$26,519.90
33	LEE, TROY	6/7/2021	\$ 11.33	\$23,566.40	0.35	MAINTENANCE AND REPAIR WORKER, GENERAL	\$23,919.90	\$ 2,600.00	\$26,519.90
34	MCCRAY, SAMMY D	5/14/2018	\$ 15.00	\$31,200.00	3.42	Equipment Operator	\$31,668.00	\$ 2,600.00	\$34,268.00
35	MILLER, SIDNEY M	8/17/2020	\$ 12.50	\$26,000.00	1.16	MAINTENANCE AND REPAIR WORKER, GENERAL	\$26,390.00	\$ 2,600.00	\$28,990.00
36	PRICE, CHADRICK D	9/10/2012	\$ 16.54	\$34,403.20	9.10	HEAVY EQUIPMENT OPERATOR	\$34,919.25	\$ 2,600.00	\$37,519.25
37	PRIDE, DEANGELO R	5/14/2018	\$ 15.00	\$31,200.00	3.42	MAINTENANCE WORKER I	\$31,668.00	\$ 2,600.00	\$34,268.00
38	RODRIGUEZ, DAVID	1/8/2018	\$ 11.85	\$24,648.00	3.77	MAINTENANCE & REPAIR WORKERS - GENERAL	\$25,017.72	\$ 2,600.00	\$27,617.72
39	VACANT	10/7/2021	\$ 11.33	\$23,566.40	0.02	MAINTENANCE AND REPAIR WORKER, GENERAL	\$23,919.90	\$ 2,600.00	\$26,519.90

**CITY OF QUINCY, FL
COMMISSIONERS' PUNCH CLOCK PLUS \$2,600 PLAN
FY 2021-2022 BUDGET**

40	VACANT	10/7/2021	\$ 15.00	\$31,200.00	0.02	EQUIPMENT OPERATOR	\$31,668.00	\$ 2,600.00	\$34,268.00
41	VACANT	10/7/2021	\$ 15.00	\$31,200.00	0.02	EQUIPMENT OPERATOR	\$31,668.00	\$ 2,600.00	\$34,268.00
42	WILLIAMS, MICHAEL L	2/25/2013	\$ 15.51	\$32,260.80	8.64	INMATE SUPERVISOR	\$32,744.71	\$ 2,600.00	\$35,344.71
43	DONALSON, TOMHEY	12/13/2017	\$ 16.00	\$33,280.00	3.84	MAINTENANCE & REPAIR WORKERS - GENERAL	\$33,779.20	\$ 2,600.00	\$36,379.20
44	GREEN, RICHARD	3/31/1987	\$ 17.80	\$37,024.00	34.56	TRADES WORKER II	\$37,579.36	\$ 2,600.00	\$40,179.36
45	WOOD, LEWIS J	5/14/2018	\$ 11.33	\$23,566.40	3.42	MAINTENANCE WORKER I	\$23,919.90	\$ 2,600.00	\$26,519.90
46	MARSHALL, LAMONTE A	12/16/2013	\$ 21.85	\$45,448.00	7.83	MECHANIC III	\$46,129.72	\$ 2,600.00	\$48,729.72
47	MOYE, JAMICHAEL T	4/19/2021	\$ 16.00	\$33,280.00	0.49	SMALL ENGINE MECHANICS	\$33,779.20	\$ 2,600.00	\$36,379.20
UTILITIES									
48	HAMMELMAN, MARK G	8/27/2007	\$ 14.91	\$31,012.80	14.14	STOREKEEPER - UTILITIES	\$31,477.99	\$ 2,600.00	\$34,077.99
49	JOYNER, TRINA	7/11/2016	\$ 17.55	\$36,504.00	5.26	ADMINISTRATIVE ASSISTANT	\$37,051.56	\$ 2,600.00	\$39,651.56
50	BAILEY, RICHARD B	2/26/2018	\$ 17.39	\$36,171.20	3.63	LINEMAN	\$36,713.77	\$ 2,600.00	\$39,313.77
51	BRYANT, TONAYNE L	2/29/2016	\$ 19.28	\$40,102.40	5.63	LINEMAN	\$40,703.94	\$ 2,600.00	\$43,303.94
52	CAMPBELL, EDMOND G	5/22/2017	\$ 16.29	\$33,883.20	4.40	TREE TRIMMER	\$34,391.45	\$ 2,600.00	\$36,991.45
53	ROBERSON, JAMES	8/7/2017	\$ 16.00	\$33,280.00	4.19	LINEMAN HELPER/LABORER	\$33,779.20	\$ 2,600.00	\$36,379.20
54	ALBRITTON, ANTHONY W	11/12/2020	\$ 11.70	\$24,336.00	0.92	METER READER - UTILITIES	\$24,701.04	\$ 2,600.00	\$27,301.04
55	BOTELLO, ISRAEL	8/17/2017	\$ 12.98	\$26,998.40	4.16	TREE TRIMMER HELPER	\$27,403.38	\$ 2,600.00	\$30,003.38
56	BOUIE, MICHAEL	11/3/1997	\$ 26.17	\$54,433.60	23.96	LINEMAN FOREMAN	\$55,250.10	\$ 2,600.00	\$57,850.10
57	CASEY, CHRISTOPHER C	2/20/2018	\$ 20.81	\$43,284.80	3.65	LINEMAN	\$43,934.07	\$ 2,600.00	\$46,534.07
58	COLON, JOSE J	7/15/2020	\$ 11.70	\$24,336.00	1.25	METER READER - UTILITIES	\$24,701.04	\$ 2,600.00	\$27,301.04
59	VACANT	10/7/2021	\$ 11.50	\$23,920.00	0.02	UTILITIES SERVICE TECH	\$24,278.80	\$ 2,600.00	\$26,878.80
60	GREEN, AARON T	9/24/2019	\$ 16.64	\$34,611.20	2.06	LINEMAN HELPER/LABORER	\$35,130.37	\$ 2,600.00	\$37,730.37
61	JOHNSON SR, KENNETH B	8/3/2020	\$ 24.96	\$51,916.80	1.20	LINEMAN	\$52,695.55	\$ 2,600.00	\$55,295.55
62	JOHNSON, BRIAN S	5/17/2021	\$ 11.25	\$23,400.00	0.41	METER READER - UTILITIES	\$23,751.00	\$ 2,600.00	\$26,351.00
63	NGUYEN, TYLER-JAMES H	10/5/2020	\$ 11.70	\$24,336.00	1.02	METER READER - UTILITIES	\$24,701.04	\$ 2,600.00	\$27,301.04
64	PARKER, CHARLIE L	8/18/1986	\$ 25.49	\$53,019.20	35.18	SENIOR LINEMAN	\$53,814.49	\$ 2,600.00	\$56,414.49
65	RHAMES, SAMUEL L	9/28/2017	\$ 19.50	\$40,560.00	4.05	UTILITIES SERVICE TECH	\$41,168.40	\$ 2,600.00	\$43,768.40
66	BROWN, RAYMOND L	5/10/2021	\$ 19.25	\$40,040.00	0.43	SENIOR UTILITIES SERVICE TECH	\$40,640.60	\$ 2,600.00	\$43,240.60
67	COX, JOSHUA W	3/4/2019	\$ 20.94	\$43,555.20	2.62	WATER & SEWER SUPERINTENDENT	\$44,208.53	\$ 2,600.00	\$46,808.53
68	FIGUEROA, DAMIAN	9/1/2020	\$ 11.70	\$24,336.00	1.12	UTILITIES SERVICE TECH	\$24,701.04	\$ 2,600.00	\$27,301.04
69	COLON, JOSE	5/22/2017	\$ 16.62	\$34,569.60	4.40	UTILITIES SERVICE TECH	\$35,088.14	\$ 2,600.00	\$37,688.14
70	BARNES, GEORGE	1/3/2017	\$ 15.60	\$32,448.00	4.78	UTILITIES SERVICE TECH	\$32,934.72	\$ 2,600.00	\$35,534.72
71	BROCK, DAVID L	11/19/2002	\$ 18.72	\$38,937.60	18.92	SENIOR UTILITIES SERVICE TECH	\$39,521.66	\$ 2,600.00	\$42,121.66
72	CONE, THOMAS E	10/5/2020	\$ 24.00	\$49,920.00	1.02	SUPERINTENDENT GAS	\$50,668.80	\$ 2,600.00	\$53,268.80

\$2,344,582.03

\$2,379,750.76 \$187,200.00 \$2,566,951

Fringe Benefits - 28% \$718,746
 Total Salaries with fringe benefits \$3,285,697
 Included in the Adopted Budget FY 2021-2022 -\$3,001,065
 Amount Unfunded \$284,632

Contingency - Reserve (\$147,446)

Amount Unfunded - Punch clock/Non-exempt positions \$137,186

Note: The highlighted positions are non-exempt positions who do not punch the clock. The value of these positions is \$20,611.

\$112,736

11/a

CITY OF QUINCY, FL
DEPARTMENTS' ITEMS NEEDED REQUEST
FY 2021-2022

CITY OF QUINCY, FL
 DIRECTORS' DEPARTMENTAL REQUEST - ITEMS NEEDED
 FY 2021-2022 BUDGET

Account Number	Account Description	Approved Budget 09-14	Director Request 09-17	Increase in Budget Lines	Director Explanation
001-284-515-30491	OTHER OPERATING EXPENSE	\$1,692	\$4,100	\$2,408	machine needed
001-310-572-30404	OIL GREASE	\$660	\$3,000	\$2,340	need to operate effectively
001-310-572-30405	TIRES	\$1,022	\$3,000	\$1,978	need to operate effectively
001-310-572-30406	VEH PARTS ONLY	\$494	\$3,000	\$2,506	need to operate effectively
001-310-572-30407	VEHICLE REPAIRS	\$92	\$2,000	\$1,908	need to operate effectively
001-310-572-30523	OPERATING SUP - CHEM	\$111	\$2,000	\$1,889	need to operate -season sports- no COVID
001-310-572-30526	ATHLETIC EQUIP BASEBALL SOFTBALL	\$375	\$4,000	\$3,625	need to operate -season sports- no COVID
001-310-572-30528	ATHLETIC EQUIPMENT - BASKETBALL	\$1,099	\$7,000	\$5,901	need to operate -season sports- no COVID
001-310-572-30529	ATHLETIC EQUIPMENT - OTHER	\$1,389	\$5,000	\$3,611	need to operate -season sports- no COVID
001-440-572-30462	REPAIR MAINT.-EQUIPMENT TOOLS	\$869	\$4,000	\$3,131	need to operate -season sports- no COVID
001-440-572-30491	OTHER OPERATING EXPENSES	\$46	\$2,000	\$1,954	need to operate -season sports- no COVID
402-540-535-30462	REPAIR MAINT.-EQUIPMENT TOOLS	\$923	\$2,000	\$1,077	need to operate -season sports- no COVID
402-520-535-30390	CONTINGENCY	\$0	\$20,000	\$20,000	prudence - hurricane & emergencies
403-502-531-30462	REPAIR MAINT.-EQUIPMENT TOOLS	\$247	\$3,000	\$2,753	need to operate effectively
403-591-531-30405	TIRES	\$810	\$2,500	\$1,690	need to operate effectively
403-591-531-30406	VEH PARTS ONLY	\$2,907	\$5,700	\$2,793	need to operate effectively
403-591-531-30407	VEHICLE REPAIRS	\$9,163	\$12,500	\$3,337	need to operate effectively
403-591-531-30462	REPAIR MAINT.-EQUIPMENT TOOLS	\$1,579	\$6,000	\$4,421	need to operate effectively
403-591-531-30467	MAINTENANCE OF MAINS LINES	\$12,507	\$15,000	\$2,493	need to operate effectively
403-591-531-60636	SIGNALIZATION	\$0	\$22,500	\$22,500	contract with State

CITY OF QUINCY, FL
DIRECTORS' DEPARTMENTAL REQUEST - ITEMS NEEDED
FY 2021-2022 BUDGET

Account Number	Account Description	Approved Budget 09-14	Director Request 09-17	Increase in Budget Lines	Director Explanation
404-520-533-30390	CONTINGENCY	\$0	\$10,000	\$10,000	prudence - hurricane & emergencies
404-530-533-30466	REPAIR & MAINTENANCE - PLANT	\$0	\$2,000	\$2,000	need to operate effectively
404-539-533-30403	GASOLINE DIESEL	\$294	\$2,000	\$1,706	need to operate effectively
404-539-533-30404	TIRES	\$0	\$400	\$400	need to operate effectively
404-539-533-30405	PARTS	\$17	\$1,000	\$983	need to operate effectively
404-539-533-30467	MAINTENANCE OF MAINS LINES	\$2,340	\$4,000	\$1,660	need to operate effectively
404-539-533-30468	REPAIR MAINTENANCE - SERVICES	\$437	\$3,000	\$2,563	need to operate effectively
404-539-533-30521	OPERATING SUPPLIES	\$202	\$500	\$298	need to operate effectively
405-520-532-30390	CONTINGENCY	\$0	\$5,000	\$5,000	prudence - hurricane & emergencies
405-520-532-30493	TRAINING	\$162	\$3,035	\$2,873	need to operate effectively
405-561-532-30406	VEH PARTS ONLY	\$20	\$500	\$480	need to operate effectively
405-561-532-30407	VEHICLE REPAIRS	\$0	\$500	\$500	need to operate effectively
TOTALS		\$39,457	\$160,235	\$120,778	

Shaw Quarters Neighborhood Watch

May 13th, 2021

Mr. J L Gaymon, President

Shaw Quarters Neighborhood Watch

And Community Action Programs

238 Bradley Street

Quincy, Florida 32351

Vancheria Perkins

Quincy City Hall

404 west Jefferson Street

Quincy, Florida 32351

Dear Ms. Perkins

Our calendar of events for 2020-2021

1. Shaw Quarters Day in the month of October
2. Toys for Tots in the month of November after Thanksgiving
3. Fruit Baskets for the elderly and disabled in the month of December, the week of Christmas
4. Senior Citizens Banquet in the month of June 2021

Our funding request is the same as last year \$250.00 per event, totaling \$1000.00.

Please make check payable to Mrs. Lizzie Figgers (our Treasurer) @ 215 Chalk Street, Quincy, Florida 32351.

Respectfully submitted,

A handwritten signature in black ink that reads "J.L. Gaymon". The signature is written in a cursive, flowing style.

JL Gaymon, President

Gadsden County NAACP Branch

GADSDEN COUNTY NAACP BRANCH

POST OFFICE BOX 1144

QUINCY, FLORIDA 32353

To: Quincy City Commissioners

May 11, 2021

One of the proponents of civil rights is the right to vote. We are committed to support that every citizen has that choice.

We are grateful for your support in assisting the NAACP registration, education and transporting voters to the poll. Last year we established a headquarter in the Gadsden Men Of Action building to respond to the citizen's needs. We reviewed the voters roll to contact citizens to assist them to register and driving the to the polls. We provided education support for absentee voting and their rights to vote.

Even though the pandemic hindered our desire to go door to door we did go to some homes to assist. Elderly citizens were called to provide information and assist as needed. We provided financial support to the workers and the drivers.

We want to continue registering voters and encouraging voters to vote by mail. When the country open more we will go back door to door registration. We will also register voters and provide voter's education.

We are requesting \$3,000,00 to assist in this endeavor

Thanks



Sam Palmer, President

Gadsden County NAACP Branch

Gadsden County Men of Action

Gadsden County Men Of Action

109 North Madison Street

Quincy, Florida 32351

City of Quincy, 404 West Street, Quincy, Fl 32351

May, 12, 2021


To: Quincy City Commissioners

Thanks for your financial support for Toys for Tots. You have provided steadfast support for several years. Your support enabled 3,120 children to received toys. The funds were used to purchased toys and transport toys from South Florida. We distributed 2,789 toys, 464 books and 1,000 stocking.

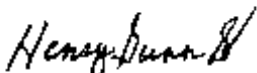
We would like to upgrade the toys given to our youth this year. Our goal is always to insure every child that make a request have a merry Christmas.

I am requesting \$5,000.00 for this year as before. If approved, please remit payable: Toys For Tots. Mail funds to: Gadsden County Men Of Action, 109 N, Madison Street, Quincy, Fl 32351

Thanks for your support



Sam Palmer, Toys For Tots Coordinator



Henry Gunn, President

Gadsden County Men Of Action

Gifts purchased by Local Campaign

Toys, Books, and Stocking Stuffers purchased by the Local Campaign or Unit.

Total number of toys:	669
Total number of books:	0
Total number of stocking stuffers:	0

Gifts Collected by Local Campaign

All Toys, Books, and Stocking Stuffers not included in the total numbers above.

These represent donations from the local community and local campaign sponsors.

EXAMPLES: Toy Donation Boxes, Local Events and Parties, Local Gift In Kind

Total number of toys:	2789
Total number of books:	12
Total number of stocking stuffers:	280

Section 7: Gift Distributions, and Children Assisted

Total Gift Distribution

Total number of Toys, Books, and Stocking Stuffers distributed by your local campaign or Unit.

DOES NOT include gifts transferred to another Local Campaign(s) or UNIT(s)

Total number of toys:	9337
Total number of books:	464
Total number of stocking stuffers:	1000

Adjusted Distribution Total For Release To Public: (Auto-Calculated) 9691

Numbers are based on following formula:

One (1) Toy = 1 Toy

Three (3) books = 1 Toy

Five (5) stocking stuffers = 1 Toy

Total number of children receiving toys:

3120

Local Campaign Inventory Summary

Based on the numbers you reported in the previous sections, your local campaign inventory:

If you After Action Report Balances, click the Submit button to continue.

If your After Action Report Does Not Balance, your inventory MUST balance before you can continue with the After Action Report.

To revise your numbers do one of the following:

Revise Gift Transfers

Revise Gifts Collected

Revise Gift Descriptions

Revise Total Remaining Inventory after the current Campaign

For numbers that are auto-calculated and you are not able to revise, contact your Accounting Specialist

	Total Remaining Inventory reported in Section 3:	Auto-Calculated Remaining Inventory based on Sections 4, 5, and 6:
Total number of toys:	501	501
Total number of books:	63	63
Total number of stocking stuffers:	300	300
Total number of children receiving toys:		3120
Average number of toys given to each child: (Auto-calculated)		3.11

Section 8: Media Support

Television

List the TV stations supporting, and their network affiliation (ABC, NBC, CBS, FOX, etc.):

Radio

List the radio stations supporting, and their network affiliation (ABC, NBC, CBS, FOX, etc.):

Born2BeAMan, Inc.

Born2BeAMan INC

511 Uptain Rd
Quincy, FL 32352
(850)264-5145
born2beaman@gmail.com

City of Quincy
Attn: City Manager Jack McLean
404 W. Jefferson Street
Quincy, Florida 32351

Dear City Manager McLean,

The funds that were presented to Born2BeAMan last year were used to fund two trips of 40 young men to Montgomery Alabama to attend the Legacy Museum and the National Memorial for Peace and Justice. The trip was a valuable learning experience for our young men. It gave us the history about slavery and the lynching around the world and even in our own county. We were able to provide free transportation and food with the funding we received from the City of Quincy.

This year we are requesting \$9,000 to assist us in our plans to take over 40 young men on an exploration trip to the mountains for a week of training and building of self where they will be tasked with:

We thank your company in advance for your consideration in regards to this matter. I can be reached at: (850)264-5145 for any questions or concerns.

Sincerely,
Russell E. Harrison Sr., President and Founder

"Once a man realizes his potential, there's nothing in this world that will stop him!"

Legal Services of North Florida



Legal Services[®]
of NORTH FLORIDA
HOPE. JUSTICE. FOR ALL.
WWW.LSNF.ORG

LSC
America's Partner
for Equal Justice
LEGAL SERVICES CORPORATION

May 19, 2021

Vancheria Perkins
City Manager's Office
City of Quincy, City Hall
404 West Jefferson Street
Quincy, FL 32351

SENT VIA EMAIL: vperkins@myquincy.net

Re: Budget Request – Legal Services

Dear Ms. Perkins:

This letter serves as Legal Services of North Florida's request for inclusion of **\$20,000** in funds in the 2021-2022 budget for the City of Quincy. This is an increase to the amount remitted by the City of Quincy during the FY20-21 budget cycle based on increased civil legal needs as a result of the COVID-19 pandemic and continued recovery from Hurricane Michael as rebuild funds have become available. We also see a continued need to support heirs' property/title clearing as families become increasingly aware of the importance of clear title.

These funds allow for 153.8 hours of legal assistance at our average hourly rate of \$130.02. In addition, LSNF has continued to successfully leverage existing funds and partnerships to expand services in Quincy. This has included expanded outreach, community education, and on-site legal clinics, including significant resources to support legal issues in recovery from Hurricane Michael and more recently addressing legal issues arising out of the COVID-19 pandemic. Showing the existing support of the county has aided us in bringing these additional resources.

During FY 20-21, with the support of the \$10,000 received in the current fiscal year, LSNF has handled 252 cases affecting 684 City of Quincy residents in a variety of cases such as employment issues, family law, housing, and consumer, obtaining monetary benefits through foreclosure prevention, title clearing/heir property, Social Security benefits, child and spousal support awards, and other avenues. As we continue recovery from both the pandemic and Hurricane Michael, these issues continue and are expected to increase with eviction and foreclosure moratoria coming to an end.

We hope that you will continue to see our work as a valuable resource which maintains stability and manages the legal needs of the most vulnerable portion of our population. Based on a recent economic impact study, the City of Quincy's \$20,000 funding to LSNF translates to \$143,800 in economic benefits to the community.

2119 DELTA BOULEVARD
TALLAHASSEE, FL 32303-4220
850-385-9007 • FAX 850-385-7603

121 NORTH JACKSON STREET
QUINCY, FL 32351-2316
850-875-9881 • FAX 850-875-2008

211 EAST 11TH STREET
PANAMA CITY, FL 32401-2938
850-769-3581 • FAX 850-785-2041

133 STAFF DRIVE, SUITE B
FT. WALTON BEACH, FL 32548-5050
850-862-3279 • FAX 850-862-6327

1741 NORTH PALAFOX STREET
PENSACOLA, FL 32501-2138
850-432-8222 • FAX 850-432-2329

ADMINISTRATIVE FAX 850-205-6540

DEVELOPMENT FAX 850-385-5684

Quincy Music Theatre

Vancheria Perkins

From: Theresa Davis <theresa.davis@quincymusictheatre.com>
Sent: Monday, May 24, 2021 11:21 AM
To: Vancheria Perkins
Subject: Quincy Music Theatre

Ms. Vancheria Perkins,

I am writing as Quincy Music Theatre's Managing Director. I took over in late September 2019, and barely had time to get my feet wet before the pandemic hit. I am looking forward to making QMT more involved in Quincy, especially in regards to youth education.

The prior year City support was used toward our Young Artist Series. The YAS is the heartbeat of the youth education at QMT. The YAS produces two shows as part of our annual season, and that program feeds our summer camp and summer intensive programs that produce a show each. Quincy Music Theatre averages 50 youth in its education shows, many of the students attending programs on scholarships.

QMT would like to create an after school education program in conjunction with the public schools, providing theatre education for many students who would not be able to receive it otherwise. Any City funding that Quincy Music Theatre might receive for the FY 2021-2022, would be used toward developing and growing the education program.

I appreciate your consideration for funding and look forward to working with Quincy to grow the Arts in Gadsden County.

Thank you,
Theresa Davis
Managing Director
Quincy Music Theatre

T. Davis

Quincy Mainstreet

Vancheria Perkins

From: Penny OConnell <penny@quincymainstreet.org>
Sent: Friday, May 21, 2021 5:12 PM
To: Vancheria Perkins
Cc: Penny OConnell
Subject: Quincy Main Street Budget Request
Attachments: 2019-2020 Budget Expenditures.xlsx; 2019 990 AND SCHED O.pdf

Dear Mayor, Commissioners and City Manager,

Attached is the 2019-2020 Budget Expenditures and our 2019 Tax Return for your review.

In 2019-2020 Quincy Main Street was awarded both Operational Funds and Promotional Funds. In the 2020-2021 Budget we were awarded us only Promotional Funds.

I am requesting both for 2022 since our missions closely align with each other. The Florida Main Street programs encourages cities to support their main street program since so much of our work overlaps. We both work on code enforcement and incentives to promote new business downtown. We both collaborate on holiday programs. I've assisted the CRA with the CARES money placement and the painting project. I've worked with Dr. Nash, Hunter and Jazz on the downtown revitalization project, submitting ideas and participating in forums. I worked with a core team to plan and implement the Coca-Cola Mural Celebration. I've recently been asked to work with the city on plans for downtown Christmas 2021. Paying a portion of our operations budget funds my services to work with you on these projects.

This upcoming year we are requesting \$50,000. We would divide the money with \$20,000 going to Operations and \$30,000 for events. Our events calendar would consist of two major events, Porchfest in the Spring and Quincyfest in the Fall. Other smaller events would consist of Food Truck Friday, Mistletoe Market and a few Saturday Farmer's Markets. Hosting these events downtown allows people to see what we have to offer and will bring new business to our square. Your investment as a Major Sponsor for Porchfest allowed us to diversify our entertainment and we hosted the largest Porchfest to date. We are Florida's First Porchfest and we want to keep this event growing every year.

Thank you so much for your service to our town. I'm so glad to serve right along beside you.

Penny

Penny O'Connell, Executive Director
Quincy Main Street
O(850) 662-1812
M(850) 508-6412
penny@quincymainstreet.org





Quincy Main Street

2019 - 2020 Budget Expenditures

Operations Budget		15,000.00	Promotions Budget		\$20,000.00
Expenditures			Expenditures		
Utilities	1458	\$229.05	Food Truck Friday		
Phone/Internet	1461	\$119.00	Advertising	10/11/2019	1459
Payroll Tax	1463	\$1,403.00	Musician	10/11/2019	1460
Rent	1464	\$400.00	Table Rentals	10/29/2019	1462
Payroll	1469	\$1,367.17	Musician	11/8/2019	1467
Payroll-Insurance Sponsd	1470	\$250.00	Advertising	11/15/2019	1472
Phone/Internet	1471	\$119.00	Table Rentals	11/15/2019	1473
Utilities	1476	\$190.58	Musician	1/10/2020	1491
Internet Expense	1477	\$71.76	Musician	2/14/2020	1502
Payroll	1478	\$1,367.17	Advertising	2/25/2020	1506
Rent	1479	\$400.00	Table Rentals	2/27/2020	1509
Office Supplies	1480	\$341.82	Misc Expense	2/27/2020	1510
Printing	1482	\$357.42	Advertising	3/26/2020	1516
Payroll	1483	\$1,367.19	Total		\$2,146.63
Payroll - Insurance Sponsd	1484	\$250.00	Coke Mural		
Phone/Internet	1485	\$119.00	Street Banners	10/7/2020	Debit
Utilities	1486	\$244.86	Odells Downtown - Free Hot Dogs	10/16/2020	1579
Payroll	1488	\$1,367.07	Total		\$2,349.75
Rent	1490	\$400.00	Mustoe Market		
Payroll	1492	\$1,367.17	Double Sided Signs	12/2/2020	Debit
Payroll - Insurance Sponsd	1493	\$250.00	Promissitas	12/4/2020	1591
SunBiz License	1494	\$61.25	Printing	12/4/2020	Debit
CPA Services	1495	\$241.25	Total		\$633.87
Phone/Internet	1496	\$121.57	Porchfest		
Utilities	1497	\$230.68	4-imprint - Tent	4/14/2021	Debit
Rent	1498	\$400.00	4-imprint - Water Weights for Tent	4/14/2021	Debit
Payroll	1499	\$1,367.17	4-imprint - Table Skirt	4/15/2021	Debit
Payroll	1500	\$1,367.17	Apogee - 24 x 18 Sponsor Signs	4/14/2021	Debit
Apogee - 48 x 156 Stage Banner			Apogee - 48 x 156 Stage Banner	4/16/2021	Debit
Awards/4U - Name Tags			Awards/4U - Name Tags	4/14/2021	Debit
Charles Strickland - Sound			Charles Strickland - Sound	4/30/2021	Debit
Classic Shirts			Classic Shirts	4/22/2021	1662, 1663
CostCo - BR Table & Chairs			CostCo - BR Table & Chairs	4/16/2021	1627
Dollar Tree - Containers for Fans			Dollar Tree - Containers for Fans	4/22/2021	Debit
Gadsden Co Times - Posters, Flyers & Ads			Gadsden Co Times - Posters, Flyers & Ads	4/13/2021	Debit
Mikes Limo Trolley Rental			Mikes Limo Trolley Rental	4/8/2021	1623
Mikes Limo Driver Tip			Mikes Limo Driver Tip	4/30/2021	1669 + 520 Cash
Musicians			Musicians		\$100.00
Main Stage Performers			Main Stage Performers	5/1/2021	Multiple Checks
Porch Musicians			Porch Musicians	5/1/2021	Multiple Checks
Office Depot - Ink, Paper			Office Depot - Ink, Paper	4/16/2021	Debit
Promotion Choice - Hand Fans			Promotion Choice - Hand Fans	4/2/2021	Debit
Walmart - Water, Zip Ties, Twine			Walmart - Water, Zip Ties, Twine	4/28/2021	Debit
Rick Ott Performance & Production			Rick Ott Performance & Production	4/29/2021	1632
Tallahassee Democrat			Tallahassee Democrat	4/29/2021	Debit
Total		\$15,770.36	Total		\$15,822.85
Total Operational Expenditures			Total Promotional Expenditures		\$20,848.88

Short Form

Form **990-EZ**

Return of Organization Exempt From Income Tax

OMB No. 1545-0047

2019

Under section 501(c), 527, or 4947(a)(1) of the Internal Revenue Code (except private foundations)

▶ Do not enter social security numbers on this form, as it may be made public.

▶ Go to www.irs.gov/Form990EZ for instructions and the latest information.

Open to Public Inspection

Department of the Treasury
Internal Revenue Service

A For the 2019 calendar year, or tax year beginning and ending

B Check all that apply:
 Address change
 Name change
 Initial return
 First return filed
 Amended return
 Application pending

C Name of organization
QUINCY MAIN STREET INC

D Employer identification number
47-1878928

Number and street (or P.O. box if mail is not delivered to street address) Room/suite
104-A N ADAMS STREET

E Telephone number
850-622-1812

City or town, state or province, country, and ZIP or foreign postal code
QUINCY, FL 32351

F Group Exemption Number ▶

G Accounting Method: Cash Accrual Other (specify) ▶

H Check if the organization is not required to attach Schedule B (Form 990, 990-EZ, or 990-PF).

I Website: ▶ **QUINCYMAINSTREET.ORG**

J Tax-exempt status (check only one) — 501(c)(3) 501(c) () (insert no.) 4947(a)(1) or 527

K Form of organization: Corporation Trust Association Other

L Add lines 5b, 6c, and 7b to line 9 to determine gross receipts. If gross receipts are \$200,000 or more, or if total assets (Part II, column (B)) are \$500,000 or more, file Form 990 instead of Form 990-EZ. ▶ \$ **55600.**

Part I Revenue, Expenses, and Changes in Net Assets or Fund Balances (see the instructions for Part I)		Check if the organization used Schedule O to respond to any question in this Part I <input checked="" type="checkbox"/>	
Revenue	1 Contributions, gifts, grants, and similar amounts received	1	24800.
	2 Program service revenue including government fees and contracts	2	
	3 Membership dues and assessments	3	30800.
	4 Investment income	4	
	5a Gross amount from sale of assets other than inventory	5a	
	b Less: cost or other basis and sales expenses	5b	
	c Gain or (loss) from sale of assets other than inventory (subtract line 5b from line 5a)	5c	
	B Gaming and fundraising events:		
	a Gross income from gaming (attach Schedule G if greater than \$15,000)	6a	
	b Gross income from fundraising events (not including \$ of contributions from fundraising events reported on line 1) (attach Schedule G if the sum of such gross income and contributions exceeds \$15,000)	6b	
c Less: direct expenses from gaming and fundraising events	6c		
d Net income or (loss) from gaming and fundraising events (add lines 6a and 6b and subtract line 6c)	6d		
7a Gross sales of inventory, less returns and allowances	7a		
b Loss: cost of goods sold	7b		
c Gross profit or (loss) from sales of inventory (subtract line 7b from line 7a)	7c		
8 Other revenue (describe in Schedule O)	8		
9 Total revenue. Add lines 1, 2, 3, 4, 5c, 6d, 7c, and 8	9	55600.	
Expenses	10 Grants and similar amounts paid (list in Schedule O)	10	
	11 Benefits paid to or for members	11	
	12 Salaries, other compensation, and employee benefits	12	24010.
	13 Professional fees and other payments to independent contractors	13	
	14 Occupancy, rent, utilities, and maintenance	14	8361.
	15 Printing, publications, postage, and shipping	15	357.
	16 Other expenses (describe in Schedule O) SEE SCHEDULE O	16	20643.
	17 Total expenses. Add lines 10 through 16	17	53371.
Net Assets	18 Excess or (deficit) for the year (subtract line 17 from line 9)	18	2229.
	19 Net assets or fund balances at beginning of year (from line 27, column (A)) (must agree with end-of-year figure reported on prior year's return)	19	12194.
	20 Other changes in net assets or fund balances (explain in Schedule O)	20	0.
	21 Net assets or fund balances at end of year. Combine lines 18 through 20	21	14423.

LHA For Paperwork Reduction Act Notice, see the separate instructions.

Form 990-EZ (2019)

Part II Balance Sheets (see the instructions for Part II)
 Check if the organization used Schedule O to respond to any question in this Part II

	(A) Beginning of year	(B) End of year
22 Cash, savings, and investments	28056.	74455.
23 Land and buildings		
24 Other assets (describe in Schedule O) SEE SCHEDULE O	900.	900.
25 Total assets	28956.	75355.
26 Total liabilities (describe in Schedule O) SEE SCHEDULE O	16762.	60932.
27 Net assets or fund balances (Line 27 of column (B) must agree with line 21)	12194.	14423.

Part III Statement of Program Service Accomplishments (see the instructions for Part III)
 Check if the organization used Schedule O to respond to any question in this Part III

What is the organization's primary exempt purpose? **SEE SCHEDULE O**

Describe the organization's program service accomplishments for each of its three largest program services, as measured by expenses. In a clear and concise manner, describe the services provided, the number of persons benefited, and other relevant information for each program title.

28	28a	28b
QUINCYFEST - AN ANNUAL CELEBRATION ON THE SQUARE TO BRING BUSINESSES AND THE COMMUNITY TOGETHER TO NETWORK FOR THE BENEFIT OF QUINCY CITIZENS AND VISITORS (Grants \$) If this amount includes foreign grants, check here <input type="checkbox"/>		4563.
29		
(Grants \$) If this amount includes foreign grants, check here <input type="checkbox"/>	29a	
30		
(Grants \$) If this amount includes foreign grants, check here <input type="checkbox"/>	30a	
31 Other program services (describe in Schedule O) (Grants \$) If this amount includes foreign grants, check here <input type="checkbox"/>	31a	
32 Total program service expenses (add lines 28a through 31a)	32	4563.

Expenses (Required for section 501(c)(3) and 501(c)(4) organizations; optional for others.)

Part IV List of Officers, Directors, Trustees, and Key Employees (list each one even if not compensated - see the instructions for Part IV)
 Check if the organization used Schedule O to respond to any question in this Part IV

(a) Name and title	(b) Average hours per week devoted to position	(c) Reportable compensation (Forms W-2/1099-MISC) (if not paid, enter -0-)	(d) Health benefits, contributions to employee benefit plans, and deferred compensation	(e) Estimated amount of other compensation
PENNY O'CONNELL EXECUTIVE DIRECTOR	30.00	0.	0.	0.
DR DAVID CLAY PRESIDENT	3.00	0.	0.	0.
MARVA DAVIS VICE-PRESIDENT	3.00	0.	0.	0.
KENAN FISBURNE TREASURER	20.00	0.	0.	0.
CRYSTLE MAY SECRETARY	3.00	0.	0.	0.
BETTY JAMES BOARD MEMBER	3.00	0.	0.	0.
JORGE MARTINEZ BOARD MEMBER	3.00	0.	0.	0.
LYNN SAILOR BOARD MEMBER	3.00	0.	0.	0.
JOEL SAMPSON BOARD MEMBER	3.00	0.	0.	0.
THERESA STERLING BOARD MEMBER	3.00	0.	0.	0.
JERRY STEWART BOARD MEMBER	3.00	0.	0.	0.
MARY ALICE TILLER BOARD MEMBER	3.00	0.	0.	0.

Part V Other information (Note the Schedule A and personal benefit contract statement requirements in the instructions for Part V.) Check if the organization used Sch. O to respond to any question in this Part V [X]

33 Did the organization engage in any significant activity not previously reported to the IRS? If "Yes," provide a detailed description of each activity in Schedule O
34 Were any significant changes made to the organizing or governing documents? If "Yes," attach a conformed copy of the amended documents if they reflect a change to the organization's name. Otherwise, explain the change on Schedule O. See instructions
35a Did the organization have unrelated business gross income of \$1,000 or more during the year from business activities (such as those reported on lines 2, 6a, and 7a, among others)?
35b If "Yes" to line 35a, has the organization filed a Form 990-T for the year? If "No," provide an explanation in Schedule O
35c Was the organization a section 501(c)(4), 501(c)(5), or 501(c)(6) organization subject to section 6033(e) notice, reporting, and proxy tax requirements during the year? If "Yes," complete Schedule C, Part III
36 Did the organization undergo a liquidation, dissolution, termination, or significant disposition of net assets during the year? If "Yes," complete applicable parts of Schedule N
37a Enter amount of political expenditures, direct or indirect, as described in the instructions
37b Did the organization file Form 1120-POL for this year?
38a Did the organization borrow from, or make any loans to, any officer, director, trustee, or key employee; or were any such loans made in a prior year and still outstanding at the end of the tax year covered by this return?
38b If "Yes," complete Schedule L, Part II, and enter the total amount involved
39 Section 501(c)(7) organizations. Enter:
39a Initiation fees and capital contributions included on line 9
39b Gross receipts, included on line 9, for public use of club facilities
40a Section 501(c)(3) organizations. Enter amount of tax imposed on the organization during the year under: section 4911; section 4912; section 4955
40b Section 501(c)(3), 501(c)(4), and 501(c)(29) organizations. Did the organization engage in any section 4958 excess benefit transaction during the year, or did it engage in an excess benefit transaction in a prior year that has not been reported on any of its prior Forms 990 or 990-EZ? If "Yes," complete Schedule L, Part I
40c Section 501(c)(3), 501(c)(4), and 501(c)(29) organizations. Enter amount of tax imposed on organization managers or disqualified persons during the year under sections 4912, 4955, and 4958
40d Section 501(c)(3), 501(c)(4), and 501(c)(29) organizations. Enter amount of tax on line 40c reimbursed by the organization
40e All organizations. At any time during the tax year, was the organization a party to a prohibited tax shelter transaction? If "Yes," complete Form 8886-T
41 List the states with which a copy of this return is filed
42a The organization's books are in care of
42b At any time during the calendar year, did the organization have an interest in, or a signature or other authority over a financial account in a foreign country (such as a bank account, securities account, or other financial account)? If "Yes," enter the name of the foreign country
42c At any time during the calendar year, did the organization maintain an office outside the United States? If "Yes," enter the name of the foreign country
43 Section 4947(a)(1) nonexempt charitable trusts (King Form 990-EZ in lieu of Form 1041 - Check here and enter the amount of tax-exempt interest received or accrued during the tax year
44a Did the organization maintain any donor advised funds during the year? If "Yes," Form 990 must be completed instead of Form 990-EZ
44b Did the organization operate one or more hospital facilities during the year? If "Yes," Form 990 must be completed instead of Form 990-EZ
44c Did the organization receive any payments for indoor tanning services during the year?
44d If "Yes" to line 44c, has the organization filed a Form 720 to report these payments? If "No," provide an explanation in Schedule O
45a Did the organization have a controlled entity within the meaning of section 512(b)(13)?
45b Did the organization receive any payment from or engage in any transaction with a controlled entity within the meaning of section 512(b)(13)? If "Yes," Form 990 and Schedule R may need to be completed instead of Form 990-EZ. See instructions

SCHEDULE O
(Form 990 or 990-EZ)

Department of the Treasury
Internal Revenue Service

Supplemental Information to Form 990 or 990-EZ

Complete to provide information for responses to specific questions on
Form 990 or 990-EZ or to provide any additional information.
▶ Attach to Form 990 or 990-EZ.

▶ Go to www.irs.gov/Form990 for the latest information.

OMB No. 1545-0047

2019

Open to Public
Inspection

Name of the organization

QUINCY MAIN STREET INC

Employer identification number

47-1878928

FORM 990-EZ, PART I, LINE 16, OTHER EXPENSES:

DESCRIPTION OF OTHER EXPENSES:	AMOUNT:
DUES	375.
INSURANCE	1992.
INTERNET	1731.
TAXES & LICENSES	136.
PAYROLL TAXES	1837.
REGISTRATION FEES	27.
BANK FEES	9.
SUPPLIES	3058.
TRAVEL	6.
ADVERTISING	4078.
OFFICE SUPPLIES	976.
PROFESSIONAL FEES	2207.
CONTRACT SERVICES	3620.
WEBSITE MAINTENANCE	355.
POSTAGE	181.
EQUIPMENT RENTAL	55.
TOTAL TO FORM 990-EZ, LINE 16	20643.

FORM 990-EZ, PART II, LINE 24, OTHER ASSETS:

DESCRIPTION	BEG. OF YEAR	END OF YEAR
UTILITY DEPOSIT	900.	900.

FORM 990-EZ, PART II, LINE 26, OTHER LIABILITIES:

DESCRIPTION	BEG. OF YEAR	END OF YEAR
-------------	--------------	-------------

LHA For Paperwork Reduction Act Notice, see the Instructions for Form 990 or 990-EZ.

Schedule O (Form 990 or 990-EZ) (2019)

932211 09-06-19

Name of the organization QUINCY MAIN STREET INC	Employer identification number 47-1878928
---	---

DESIGNATED FUNDS	15335.	60000.
PAYROLL TAXES PAYABLE	1427.	932.
TOTAL TO FORM 990-EZ, LINE 26	16762.	60932.

FORM 990-EZ, PART III, PRIMARY EXEMPT PURPOSE - TO REVITALIZE AND PROMOTE QUINCY, FLORIDA'S HISTORIC DOWNTOWN DISTRICT AND ORGANIZE BUSINESSES, RESIDENTS AND PROPERTY OWNERS TO ACCOMPLISH GOALS THAT LEAD THE MAIN STREET VISION.

FORM 990-EZ, PART V, INFORMATION REGARDING PERSONAL BENEFIT CONTRACTS:

THE ORGANIZATION DID NOT, DURING THE YEAR, RECEIVE ANY FUNDS, DIRECTLY, OR INDIRECTLY, TO PAY PREMIUMS ON A PERSONAL BENEFIT CONTRACT.

THE ORGANIZATION, DID NOT, DURING THE YEAR, PAY ANY PREMIUMS, DIRECTLY, OR INDIRECTLY, ON A PERSONAL BENEFIT CONTRACT.

Gadsden Arts Center & Museum



City of Quincy Commission
C/O Mr. Jack L. McLean, Jr.
City Manager
404 West Jefferson Street
Quincy, FL 32351

BOARD OF DIRECTORS

Terry Hawkins, *President*
Dianne Croley, *Vice-President*
Pam Butler, *Treasurer*
Patsy Bates, *Secretary*
Ranie Thompson, *Past President*
Penny Dehler
Leigh Watson Healy
Alex Hinson
Yvonne Howell
Alma Littles
Janice McCaskill
Jim Miller
Robert Nave
Bill Piotrowski
Eluster Richardson
Karol Dover Selvaggio
Allie VanLandingham
Medora Wester

DEPARTMENTS

Grace Robinson
Executive Director
Angie Barry
Exhibitions/Collection
Barbara Cushing
Development
Anissa Ford, *Education*
Melanie Joyner, *Finance*
Becky Reep, *Museum Shop*

May 14, 2021

Dear Mr. McLean, Mayor Harris, and City of Quincy Commissioners,

Thank you for the City of Quincy's generous support of the Gadsden Arts Center & Museum this year! It been quite a year for all of us, with some valuable learning experiences for Gadsden Arts. 14 months ago, when Gadsden Arts closed its buildings to help protect our community from covid-19, we asked, "how can we continue to serve our mission?" The following week, we began to develop live and recorded online programs to bring the novelty, enrichment, connectedness, and self-expression offered by art experiences to everyone at home.

During the past year, Gadsden Arts has brought all of our programs to children, families, adults, and seniors online, at home, in schools, and at the museum. We have developed new ways of reaching more people, overcoming obstacles of time, transportation, and funding, and these will remain part of our program long-term. We have discovered new ways of connecting with a broad regional audience, attracted new visitors to the museum, and figured out how to bring more art into children's homes.

At the end of the day, pandemic or not, Gadsden Arts' impacts are these:

**Art Education and Enrichment for Children
Lifelong Learning Experiences for Adults and Seniors
Bringing People Together
Tourism & Economic Growth**

This past year, Gadsden Arts has applied half of the \$10,000 City of Quincy funding to support Major Exhibitions, which are central to education, tourism, and economic impacts; and half to our Art for Children programs, bringing art interpretation and art making programs to children in a variety of ways, free of charge.

Last fall, we piloted two new programs that are really powerful – Art @ Home Kits, and the Teen Art Council. Last fall, we recognized that 70% of school children in Gadsden County began the year from home, isolated from their peers. They needed fun, creative activities to offset screen time and pencil/paper learning. Free Art @ Home Kits brought art making fun into 500 children's households.

Continued on page 2.





Your investment in Gadsden Arts has made it possible for us to continue our other pilot program, the Teen Art Council, this year. This exciting program was launched in September 2020 with a grant from Art Bridges foundation, and we are thrilled with its initial results. The Gadsden Arts TAC employs teens who love art, introducing them to the museum, its exhibitions, and museum careers, and has the teens design art programs for their peers. Our first seven TAC students tell us they have loved the program. They have learned a lot, and connected teens and families to the museum through two student competitions, and family art activities and tours they designed and managed during Porchfest.

While Gadsden Arts has sustained and increased arts programming for our community, and community support remains strong, earned revenues have declined sharply during the pandemic. Our organization has proactively reduced our budget by 19%, without cutting any programming, to help offset this decline until earned revenues recover. We have also sought new grant funding, and continue to carefully manage expenses.

We ask the City of Quincy to consider renewing your support at \$10,000 in the upcoming fiscal year. This funding will:

- Help sustain the current scope and quality of our exhibitions program, which offer quality educational experiences for people of all ages, and is a key to economic recovery by attracting increasing numbers of visitors into Quincy;
- Help sustain our free Art for Children programs, including the Teen Art Council, Art @ Home Kits, Guided School Tours, and ArtReach After School partnerships.

You will find in this packet detailed information about our programs and impacts in 2020 and 2021, and financial information. **Thank you for being an important part of Gadsden Arts' efforts to improve quality of life for everyone in our community!**

With appreciation,

A handwritten signature in cursive script that reads "Grace Robinson".

Grace Robinson
Executive Director

PS. As always, I appreciate your questions, comments, and suggestions 850.627.5020.

cc: Mayor Ronte Harris, Commissioner Anessa Albritton-Canidate, Commissioner Freida Bass-Prieto, Commissioner Keith Dowdell, Commissioner Angela Sapp

enclosures:

- GACM Impacts and Financial Information 2020-2021
- Quotes from our Community
- Gadsden Arts Program Information and Photographs
- Gadsden Arts Magazine 2020-2021



Gadsden Arts Vital Statistics 2020–2021



CITY OF QUINCY RECOGNITION

The City of Quincy logo or name, as a valued partner of Gadsden Arts, appears on the GACM Website, print materials, GACM Donor Honor Roll, and in Gadsden Arts Magazine.

FY 2020

Budget: \$517,000 / Actual: \$452,300

Operating cash on hand \$201,577

Cost cutting measures were taken immediately when the pandemic forced closure.
All programming was sustained and new virtual and at home programs added.

Participation

Onsite 5,008 / Online Programs: 4,960 / Online Engagement 21,000+

Estimated Economic Impact

Total: \$601,721 / Local Govt. Revenue \$19,022

**Source: Arts and Economic Prosperity V Calculator; figures updated May 1, 2021.*

FY 2021

Budget: \$437,554

The budget for FY 2021 was reduced 19% from the initial 2020 budget to ensure fiscal health while earned revenues recover, which will require a return to large group events and normal visitor traffic.
One development position was eliminated. No programs or services have been cut.

Art for Children Cost: \$75,350

All Art for Children programs are offered free of charge,
supported through grants, individual donations, and corporate sponsorships.

Exhibitions Program Cost: \$204,128

Fundraising for local, regional, and major exhibitions includes grants,
individual, foundation, and corporate support, memberships, and earned revenues.

Projected Economic Impact

Goal Economic Impact: \$735,750* / Goal Local Govt. Revenue \$24,563

In 2019, GACM exceeded \$1M in economic impact. We aim to reach or exceed that level in 2022.

**Source: Arts and Economic Prosperity V Calculator*

Goal Participation 2021

Onsite 9,500 / Online Programs 8,500 / Engagement 40,000+

Goal 2022: return to 20,000+ in-person participation.



Exhibitions 2021 (15 total)

- 2 Major (National/International) • 1 Southeastern U.S. • 10 Community
- 1 GACM Permanent Collection (Women) • 1 Special Exhibition (Prison Art)



EXHIBITION SEASON 2021



CLYDE BUTCHER: AMERICA THE BEAUTIFUL



44th ANNUAL SOUTHERN WATERCOLOR SOCIETY



WOMEN ARTISTS: FOUR CENTURIES OF CREATIVITY
Organized by the Reading Public Museum, Reading, PA



Gadsden Arts
CENTER & MUSEUM

www.gadsdenarts.org

850.875.4866

13 N. Madison St.
Quincy, FL

EXHIBITION SEASON 2021

SARA MAY LOVE GALLERY

Clyde Butcher: America the Beautiful

January 15 – April 3, 2021

44th Southern Watercolor Society Exhibition

April 23 – June 19, 2021

33rd Art in Gadsden Juried Exhibition

July 9 – September 18, 2021

Women Artists: Four Centuries of Creativity

Organized by the Reading Public Museum, Reading, PA

October 8 – December 18, 2021

MUNROE FAMILY COMMUNITY GALLERY & ZOE GOLLOWAY GALLERY

Solo exhibitions by

Dean Gioia - acrylic paintings

J. William Hill - oil paintings

Jerry Lawrence - photographs

Renee Lewis - mixed-media drawings

Dawn McMillan - watercolor paintings

SARAH K. NEWBERRY GALLERY

Creativity in an Uncreative Place - prison art

BATES COMMUNITY ROOM

Gadsden Arts Artists Guild - quarterly exhibitions

BATES PERMANENT COLLECTION GALLERY

Selections from the Gadsden Arts Permanent Collection

Cover images: Clyde Butcher, Big Cypress National Preserve 1, 1999, silver gelatin print; Dean Mitchell, Tobacco Wealth in the Weeds, watercolor; Janet Elizabeth Turner (American, 1914 – 1988), Egg of the Flamingo, 1953, lithograph, Museum Purchase, Reading Public Museum, Reading, Pennsylvania.

Masters of American Photography

Masters of American Photography


This exceptional exhibition features works from The Museum's collection of photographs. The works elegantly represent the history of photography from the 1880s through the 1980s, with a particular emphasis on the first decades of the twentieth century. The exhibition includes iconic images by Eadweard Muybridge, Alfred Stieglitz, Ansel Adams, Walker Evans, Berenice Abbott, Edward Weston, Dorothea Lange, Margaret Bourke-White, Paul Strand, and others.

This carefully chosen collection features an

impressive range of works from some of the most important artists in the history of the medium. Themes such as portraiture, landscape, still life, and cultural history dramatically illustrate America during this period.

Many of the twenty-four works are vintage prints — made by the photographer very close to the time the negative was created — or later prints, made by the photographer or assistant years later.

Guest curated by Rachel Arauz, Ph.D.



FAR LEFT:
Dorothea Lange, *Migrant Mother, Nipomo, California, 1936*, photogravure, printed by Aperture.

CENTER TOP: Karl Struss, *Shadows, New York, 1909*, platinum print.

CENTER BOTTOM: Gallery installation at Vero Beach Museum of Art.

BOTTOM RIGHT: Gallery installation at Massillon Museum, Massillon, OH.



CONTENTS: 24 framed photographs; extended object labels; introductory text panel

SIZE: Approximately 150 linear feet

EXHIBITION TOUR: Miller Gallery at Alvernia University, Reading, PA.; Center for the Arts Galleries at Towson University, Towson, MD; Butler Institute of American Art, Youngstown, OH; Godwin-Ternbach Museum at Queens College, Flushing, NY; Washington County Museum of Fine Arts, Hagerstown, MD.; Massillon Museum, Massillon, OH; City of Rocky Mount Arts Center, Rocky Mount, NC; Plattsburgh State Museum, Plattsburgh, NY; Vero Beach Museum of Art, Vero Beach, FL; Cedarhurst Center for the Arts, Mount Vernon IL; Haggin Museum, Stockton, CA; Upcountry History Museum, Greenville, SC; Gadsden Arts Center + Museum, Quincy, FL

For exhibition fee and availability, please see enclosed price sheet.

MARVELOCITY

THE ART OF ALEX ROSS

TRAVELING EXHIBITION

DUNN MUSEUM



Considered one of the greatest artists in the field of comic books, Alex Ross has created some of the most iconic images known to fans today. For nearly 30 years, he has revitalized classic superheroes into works of fine art by illustrating characters including **Spider-Man, Captain America, Iron Man, Storm from the X-Men, the Avengers, Black Panther** and many more.

In addition to highlighting original art from his most recent book, *Marvelocity*, visitors will also learn about how Alex Ross developed into a great illustrator through his childhood drawings, preliminary sketches, paintings and 3-dimensional head busts of characters in the Marvel Universe. Hear first-hand from Alex Ross about the making of *Marvelocity* in an exclusive video interview.

Over 50 framed original illustrations by Alex Ross including:

- 19 covers of *Marvelocity*
- Preliminary sketches
- Childhood drawings
- 3D figures including:
 - 6 life-size head busts
 - 1 sculpted figure
 - Childhood handmade figures



Art for Children 2021



Art @ Home Kits



Art Camp



ArtZone



Teen Art Council



ArtReach



School & Group Tours



Virtual Field Trips



Student Contests

ART CAMP

Annually in June-July
Scholarships available

ART @ HOME KITS

Free art supplies
and activities

ART @ HOME ART VIDEOS

Instructional art videos
in watercolor, collage,
and more!

TEEN ART COUNCIL

Local teens work and
learn at the museum

ARTREACH

Free tours and art
lessons with community
partner groups at the
museum or offsite

ARTZONE

Drop in art studio with
free art activities like
painting, printmaking,
drawing and more

STUDENT ART COMPETITIONS

Annual poster contest
and art or writing
contests based on
current exhibitions. Les-
son plans also available.

SCHOOL TOURS VIRTUAL FIELD TRIPS

Curriculum-connected
tours for art, reading,
writing, and more

GROUP TOURS

Groups of all ages

www.gadsdenarts.org

ART FOR CHILDREN 2021 SPONSORS

Bell & Bates Home Center
Centennial Bank
Gadsden County Times
Sunnyside Farm Management Company
Nancy and Tom Adams
Jane and Alex Hinson
Cindy and Jim Miller
Lynsley Smith
Marjorie Turnbull
Friends of Nanjemoy Creek
In Memory of Eleanor Woodward Fleming



PATRONS' AND PARTNERS' COMMENTS 2020-2021

TAMMY STARKS

Teacher, George W. Munroe Elementary School

(Tammy gave Art @ Home Kits to students in class, and with 70% of students starting this past school year from home, delivered the Art @ Home Kits to every student's home who was distance learning.)

THANK YOU SO MUCH FOR PROVIDING MY STUDENTS WITH SUCH AN AMAZING GIFT! THE PASTELS REALLY MADE ME SMILE! Please thank your volunteers and Mrs. Lowman for bringing us Christmas in October! I have only three kits left to distribute! They are so excited! As a citizen and teacher in Gadsden County, thank you for investing in our community and my children's/student's future!

DIANNE GERMANY

Director, Restoring our Families Program

A partnership with the Gadsden County Sheriff's Office, for children with incarcerated parent(s)

Thank you for providing Art @ Home Kits – our 75 children are excited to receive them. We have workshops coming up that we have organized with the high school art teacher – these are the students' reward, they are so excited to have art supplies to take home!

CHARLES DAVIS

President, Capital City Bank

A corporate sponsor of Gadsden Arts programs and events

You and your associates do a great job with Gadsden Arts! Gadsden Arts and its programs are a very rare find, and especially in our small town. We are pleased to be a part!

RONALD PETERSON, PhD

Principal, George W. Munroe Elementary School

GACM Partner in the ArtReach After School, Art & Literacy, and Virtual Field Trip programs

"At George Munroe Elementary School, for several years, Gadsden Arts Center & Museum has provided afterschool art programming, guided tours, and in the past three years, a program specifically designed to bridge art with other subject areas such as reading, writing, and history.... In after-school programs our students are so excited that they work harder to finish homework so that they have more time to make art. Lastly, G.W.M.'s students benefitted from the Gadsden Arts Center & Museum by having certain reading and math skills reinforced through art, and this helped us move from an F to an A in 2018."

KRISTINE ODAHOWSKI

Youth Services Librarian, Gadsden County Public Library

GACM Partner for ArtZone Story Time, onsite and virtual

"As a public art museum that works to provide high quality but low-cost or free programming, Gadsden Arts is a cornerstone of the Gadsden County community. Museums and libraries offer key services in our rural economically disadvantaged county that encourage lifelong learning. The ArtZone provides much needed free art activities for all ages... and a children's art library with books about art, artists, and award-winning children's books. Story Time and numerous ArtZone projects connect making art with reading and exhibition themes, encouraging visitors to visit the museum's galleries. These programs increase visitors' knowledge of art and history and... increase their comfort level with museums and libraries, which is an essential goal in our community."

JOHN AND JACKIE F.

New York, NY

Museum Visitors' comments to local Bed & Breakfast owners, who shared them with us

"I felt like I was at the Met (NY) with every wall filled with something to look at and experience." They loved the quality and presentation of the work. "They had some world class sh--." NY speak for great. Actual quote, which as a communications and marketing professional I don't suggest using on any marketing material in Quincy. LOL. It might work in NY, but maybe not here... Final good quote: "It was wonderful. For a small museum, they do a lot. That museum needs to grow!"

JOHN S. AND JANICE C.

Museum Patrons, Quincy, FL

Comments regarding our Week with the Arts live online programming and pickup dinner fundraiser

Congratulations for an awesome week for Gadsden Arts Center & Museum! It was such fun, and thanks to all who put in so much time and effort to make it all a success. Mark's food was excellent and we enjoyed it for two nights! Wine was so good, too. Thank you again for your dedication to Gadsden Arts Center & Museum. – John Shaw and Janice Curry

MARILYN C., Tallahassee

Museum Visitor

Last Friday, I had to pleasure to see the current shows at the Museum and wanted to send congratulations for your excellent work! Your shows are always good, but HOFFMAN TO WARHOL is outstanding. To be able to see the work of such important artists was not only a visual treat but reminded me of their place in art history. It's been some time since my art student days! Also outstanding was Elisabeth Falls work. Her talk last week was one of the best I've seen in sharing her art processes and emotional resources. I will definitely be back to take a second look at both shows. Thanks!

STEPHEN AND LESLIE C.

Museum Visitor, Tallahassee, FL

We saw an article in the paper about your Hofmann to Warhol exhibition, went to your website, and also saw our next show would be Clyde Butcher. We just had to join! Our visit has felt very safe, this show is great, and we can't wait for the Butcher exhibition – we own some of his photographs!

BARBARA N.

Grandmother, Tallahassee, FL

Thank you so much for the Art Kits for my two grandchildren! These activities are such a breath of fresh air for them, they have been at home a LOT and are so happy to be making things.

LEEWOOD W.

Museum Donor, Houston, TX

I am so proud of how Gadsden Arts has adapted to the pandemic, creating programming that reaches people where they are, making people feel safe, I have enjoyed the live art presentations online. Great work.

SUSAN S.

Wells Fargo Employee, Quincy, FL

Thank you for telling me about Gadsden Arts and helping set up the Hofmann to Warhol tour for my group! I was so impressed by the collection assembled and candidly was blown away by the whole experience. Angie gave such a great tour. My 3yo daughter Georgia-Lynn loved her Art Kit. This all was greatly appreciated!

VANESSA P.

Museum Visitor, Bainbridge, GA

A friend and I visited last Wednesday and really enjoyed the exhibit. Modern art is not 'my thing', but I learned a lot, which helped me appreciate the artwork more. I loved the front display focused on voting rights. What a history lesson! I sometimes forget many of these landmark decisions have happened in my lifetime. The Gadsden Arts Center is a gem and I always enjoy the visit!

COMMENTS REGARDING THE *CLYDE BUTCHER: AMERICA THE BEAUTIFUL* EXHIBITION

Thank you for letting us know that the exhibit was a success for your museum. It makes our hearts warm to know it has helped sustain the arts during the year of Covid 19. We loved the comments...the New Yorker made us laugh! Perhaps if we get together with another exhibit in the future we'll be able to make to Gadsden in person the next time! :) – Clyde & Niki Butcher

This was just amazing. I can't believe I had never heard of Clyde Butcher before! – museum visitor

These make you want to be a mountain goat so you can just run into them! – museum visitor

Incredible show. I felt like I was actually in these beautiful places, what a blessing these days! – museum visitor

This exhibition brought me to tears. – museum visitor

COMMENTS FROM FLORIDA STATE UNIVERSITY STUDENTS, MUSEUM BASICS CLASS

GACM periodically hosts this class to talk about career paths, roles in the museum, and to answer questions

Please let them know that I really appreciated them coming and speaking to us today, they gave wonderful insight that I don't think I would have gotten anywhere else! It was wonderful to absorb that information for my future endeavors! – Abbie C.

Thank you guys so much for sharing your experiences with us, it was really helpful for me to hear about the joys and struggles in the arts world during this pandemic as I will be graduating in the middle of it! – Bailey R.

I would love to say thank you to Ms. Robinson and her colleagues for taking the time to visit us and share their experiences with us, it means a lot as someone who is just starting to discover the museum world. I particularly loved hearing about how Gadsden selects and develops new exhibits, I hope to be able to visit sometime soon to see them in person! – Mia J.

COMMENTS FROM TEEN ART COUNCIL STUDENTS: What did you enjoy most about Teen Art Council?

The thing I like most is getting to learn more about art and understand the value of art to other people. I also enjoyed meeting artist and learning about them. Getting that background and understanding that everyone has at a time where life is difficult really helped.

The Team, the most patient woman I have ever seen has to be Anissa Ford. She did an amazing job keeping us all invested in the program and never skipped the opportunity to teach us something new which I loved. That there are the other students like me, it didn't feel like I was in a classroom environment, it was like sitting with a group of friends more than anything. The curators and special guest were just a treat and I loved the program 100% Talking about and doing fun projects involving my favorite subject, learning more about the world of the arts, and getting paid for loving art.


Teen Art Council

Gadsden Arts Center & Museum



Adult Tours

Gadsden Arts Center & Museum




Summer Art Camp

Gadsden Arts Center & Museum



Art @ Home

Gadsden Arts Center & Museum



After-School Gadsden Arts Center & Museum



ArtZone

Gadsden Arts Center & Museum



Community Events

Gadsden Arts Center & Museum



School Tours

Gadsden Arts Center & Museum



Video Content

Gadsden Arts Center & Museum

 58:51	 19:02	 24:17	 4:02	 2:35
Art Talk Live with Dean Mitchell 30 views • 4 hours ago CC	April Story Time with the Gadsden County Public...	44th Southern Watercolor Society: Award Winners...	Spotlight on Women Artists from the Gadsden Arts...	J. William Hill: The Magic of Entertainment 39 views • 1 month ago
 2:43	 59:26	 1:13:56	 41:47	 51:19
Gadsden Arts Artists Guild 2021 Exhibit 2 166 views • 1 month ago	Clyde Butcher Meet & Greet 350 views • 1 month ago	Florida Water Stories 158 views • 2 months ago	Sacred Waters: Exploring the Protection of Florida's...	Week with the Arts: Art in Nature Floral Design 24 views • 3 months ago
 31:54	 56:43	 49:29	 53:20	 8:14
Week with the Arts: Cocktails with the Curator 39 views • 3 months ago	Week with the Arts: Baskets with Beth Allman 113 views • 3 months ago	Dean Giola Art Talk Live 165 views • 3 months ago	Week with the Arts: Collecting & Decorating wit...	Art of Dining: Black Fig Bread Pudding 31 views • 3 months ago
 18:40	 1:46	 2:18	 2:19	 1:35
Art of Dining: Black Fig Seared Beef Tenderloin &...	Dean Giola: Haunted 170 views • 3 months ago	Behind the Scenes: Clyde Butcher, America the...	Gadsden Arts Artists Guild 2021 Exhibit 1	Randy Brien: Atmospheres
 9:30	 2:14	 1:54	 2:33	 2:23
Gadsden Arts @ Home Emu Point of View Project 8 views • 5 months ago	Gadsden Arts @ Home Crazy Quilt Project 13 views • 5 months ago	Gadsden Arts @ Home Line Landscape Project 9 views • 5 months ago	Gadsden Arts @ Home Alphabet Art Project 22 views • 5 months ago	Gadsden Arts @ Home Leaf Print Project 15 views • 5 months ago
 3:37	 1:16	 37:45	 2:04	 24:16
Gadsden Arts @ Home Appleton Assemblage... 14 views • 6 months ago	Elizabeth (Libby) McFalls: Moments In-Between at... 36 views • 7 months ago	Elizabeth McFalls Art Talk Live 38 views • 7 months ago	Gadsden Arts Artists Guild 2020 Exhibit 4 74 views • 7 months ago	Art in Gadsden Award Winners Talk (Recorded Liv... 29 views • 8 months ago
 2:20	 1:24	 2:27	 6:11	 1:16
Gadsden Arts @ Home Watercolor Galaxy Painting 227 views • 8 months ago	Doell West: Fanciful Spaces	Gadsden Arts Artists Guild 2020 Exhibit 3	Gadsden Arts @ Home Stop Motion Animation	Texture in Eddy Mumma's Art
 1:51				
Behind the Scenes in the Thrower Vault with Curator...				

Virtual Programs

Gadsden Arts Center & Museum





NORTH FLORIDA EDUCATIONAL DEVELOPMENT CORPORATION

Post Office Box 550, Gretna, Florida 32332 • Telephone: 850-856-5025

Dear Sir,

North Florida Educational Development Corporation (NFEDC) is a non-profit organization located in Gadsden County. NFEDC was incorporated in 1987.

The mission is to empower individuals and families in Gadsden County to become more self-determined, self-sufficient, and self-sustaining to develop mechanism for direct involvement of all citizens and create a climate in which the community is able to develop cooperative solutions to community challenges.

NFEDC is requesting \$5,000.00 for financial assistance in meeting the many problems in our community.

Thank you very much for your support.

Sincerely,

Carolyn Ford, ED.S
Executive Director



A UNITED WAY MEMBER AGENCY



SILVER STAR LODGE # 61



THE MOST WORSHIPFUL UNION GRAND LODGE
MOST ANCIENT & HONORABLE FATHERNITY FREE AND ACCEPTED MASONS
PRINCE HALL AFFILIATED
FLORIDA, BELIZE, CENTRAL AMERICA, ST. JOHN UNITED STATES VIRGIN ISLAND INCORPORATED
Most Worshipful Jeffery G. Jones, 33rd Grand Master

Silver Star Lodge # 61
122 South Duval Street
Quincy Florida 32351
Email Address: Silverstarlodge@yahoo.com

Dear City of Quincy:

The officers and members of Silver Star Lodge#61 would like to inform you of who we are and what we do in our community. First and foremost, we are a group of believers in Christ. Secondly, we are free and accepted Masons that fall under the governing body of the Most Worshipful Union Grand Lodge of Florida. Our primary mission is to always be a beacon of light in our community. The primary focus of the organization is on community service. The events that we conduct are civic-based. These events entail community days where we feed the needy hot meals, food giveaways, property cleaning for the elderly, civic services for Gadsden County Schools, clothing drives, and shoe drives. Our organization will do whatever it takes to assist those in need within our community. This year alone, we held a community day where we fed 200 people within the community. We also helped Gadsden County Pre-K with their registration by serving food to children and parents that were a part of that event. There were other events throughout the year, but those were two of our largest and most successful.

Silver Star Lodge would love to assist the community on a larger scale, although we need financial assistance. Financial assistance would allow us to conduct business more efficiently, complete some much-needed structural repairs to our building, and host a few events that would benefit the needy in Gadsden County. This letter serves as a request for funds. The amount that we are asking for is \$5,000.00. We appreciate you taking the time out of your busy schedule to read our request and look forward to hearing from you.

Thanks

John 14:1 Let not your heart be troubled: ye believe in God, believe also in me.

Humbly Submitted,
The members of Silver Star Lodge #61

Tedrain Gunn, Worshipful Master
Samuel McCray, Senior Warden
Toran Brittingham, Junior Warden
Kenyorta Brown, Secretary
Emmett Graham, Treasurer

**CITY OF QUINCY
CITY COMMISSION
AGENDA REQUEST**

MEETING DATE: November 30, 2021

DATE OF REQUEST: November 29, 2021

TO: Honorable Mayor and Members of the City Commission

FROM: Jack L. McLean Jr., City Manager

SUBJECT: Review and Approval of Virginia Street Drainage Basin Study

Statement of Issue:

The information provided herein concerns the Commission approval to enter into an agreement with Dewberry Engineers Inc. for Virginia Street Drainage Basin Study.

Background:

As the Commission is aware, through efforts of staff and Dewberry, the City of Quincy has reached out to Dewberry Engineers Inc. to provide a study for the Virginia Street Drainage Area. There was a study completed back in 2011 by Hatch McDonald in reference to localized flooding. Several years ago, staff has gone out and installed storm drain housing at the corner of Martin Luther King Blvd and Virginia Street and a storm water catch basin at the corner of Virginia Street and Flagler Street. Unfortunately, that didn't rectify the flooding issues.

Staff Recommendation:

Staff feels it is important to precede in making the proper approach to repairing the flooding issues that Virginia Street and Flagler Street are experiencing. This report provides generalized recommendations of proposed improvements that would mitigate future flooding. After meeting with Dewberry, Staff asked Dewberry to prepare a Scope

of Work to implement the recommendation of the evaluation. Dewberry proposes to provide these services for a lump sum fee of \$ 19,550.00 (GL: 001-430-541-60634). See Exhibit "A" - Task Order attached.

Options:

- 1) Vote to approve the Task Order with Dewberry Engineering for the proposed work of Design and Permitting, Surveying and Contractor Procurement for the Virginia Street Drainage Basin Study for \$19,550.
- 2) Provide further direction to proceed with the project.

ATTACHMENTS:

- 1) Virginia Street Drainage Basin Study
- 2) Dewberry Engineering Inc. Task Order

EXHIBIT "A"
TASK ORDER
AUGUST 2021

DEWBERRY ENGINEERS INC.

This Task Order is for the purpose of Dewberry Engineers Inc (Dewberry) as the ENGINEER to provide professional services for the Virginia Street Drainage Basin Improvements project for the City of Quincy (City) acting by and through its Commission.

SCOPE OF SERVICES

Surveying

1. DEI shall complete a topographic survey of area which contributes to the Virginia St / Flagler St drainage system. This survey will include all drainage structures, pipes, and open channel swales. Impervious areas such as buildings and paved areas shall be determined from current aerial imagery.
Proposed Fee: \$6,500.00

Design & Permitting

1. DEI shall evaluate the existing conditions survey outlined above to determine what improvements can be made to re-direct a portion of the contributing flow or enhance the capacity of the existing storm sewer infrastructure. Recommendations will be provided to the City based on the findings of this review. The City shall negotiate required drainage easements with private land owners.
2. DEI shall complete, as necessary, a Hydrologic and Hydraulic (H&H) study of the subject basin to evaluate pipe sizes and provide recommendations for new pipe sizes.
3. DEI shall prepare construction drawings necessary to bid and build all proposed improvements.
4. DEI shall prepare all necessary permit applications and respond to regulatory agency comments.
Proposed Fee: \$11,250.00

Contractor Procurement

1. DEI shall develop project bid package and technical specifications required for contractor procurement.
2. DEI shall respond to all Requests for Additional Information from bidders.
3. DEI shall review all bids and make recommendations on bid award.
Proposed Fee: \$ 1,800.00

TOTAL PROJECT FEES: \$ 19,550.00

DELIVERABLES

1. Topographic survey of area of interest
2. Completed H&H study
3. Design Drawings
4. Permits
5. Bid Documents

NOTE: The following services are not included in this Task Order:

- | | |
|-----------------------------------|---|
| 1. Environmental resource studies | 4. Construction stakeout |
| 2. Title searches | 5. Engineering services other than those listed above |
| 3. Inspection services | 6. Permitting fees |

IN WITNESS WHEREOF, the parties hereto have caused this Task Order to be executed by their undersigned officials as duly authorized.

DEWBERRY

20584 Central Avenue East
Blountstown, FL 32424

By: 
Name and Title: Justin Ford, PE, Assoc. Vice President

Witnessed: 

Date: 11/25/21

CITY OF QUINCY

404 West Jefferson Street
Quincy, FL 32351

By: _____
Name and Title: Jack McLean, City Manager

Witnessed: _____

Date: _____



**CITY OF QUINCY
CITY COMMISSION
AGENDA REQUEST**

MEETING DATE: November 30, 2021

DATE OF REQUEST: November 29, 2021

TO: Honorable Mayor and Members of the Commission

FROM: Jack L. McLean Jr., City Manager
Robin Ryals, Utilities Director

SUBJECT: Conversion from Overhead to Underground Along East King Street.

Statement of Issue:

Conversion of 4500 feet from overhead to underground electric lines along East King St. to Henry Grady Road from Camellia Drive.

Background:

The Adams Street outage on Saturday, November 27, 2021 was caused by a tree related issue. This particular feeder line is far off the now City owned Right-of-Way along Highway 12 or East King Street. Utilities Department would like to begin the process of converting the line to underground electric. It will require 4,500 feet of trenching or directional boring (or both) to include 3 phase wiring with extension of fiber optic cable for our fiber optic grid and meter reading out to Point Milligan. This will help eliminate the North East feeder from losing power in this tree troubled wetland area. It will also eliminate changing out 5 or 6 utility poles currently standing in water (40 to 55 years old) in need of changing. It will remove areal lines in front of the airport. The estimated cost by Contract plus City Crews is \$198,000 dollars.

Staff Recommendation:

Staff recommends replacing the overhead lines with underground lines to eliminate future pole changes and tree/hurricane problems.

Options:

Option 1. Vote to replace the overhead lines with underground lines.

Option 2. Commissioners provide direction for Department.

Recommended Option

Option 1

ATTACHMENTS: