

# **City of Quincy**

City Hall

404 West Jefferson Street

Quincy, FL 32351

[www.myquincy.net](http://www.myquincy.net)



## **Meeting Agenda**

**Tuesday,  
September 22, 2015**

**6:00 PM**

**City Hall Commission Chambers**

## **City Commission**

**Derrick Elias, Mayor (Commissioner District Three)**  
**Micah Brown, Mayor Pro-Tem (Commissioner District Two)**  
**Keith Dowdell (Commissioner District One)**  
**Andy Gay (Commissioner District Four)**  
**Daniel McMillan (Commissioner District Five)**

**AGENDA FOR THE REGULAR MEETING  
OF THE CITY COMMISSION OF  
QUINCY, FLORIDA  
Tuesday  
September 22, 2015  
6:00 PM  
CITY HALL CHAMBERS**

**Call to Order**

**Invocation**

**Pledge of Allegiance**

**Roll Call**

**Approval of Agenda**

**Special Presentations by Mayor or Commission**

**Approval of the Minutes of the previous meetings**

1. Approval of Minutes of the 09/02/2015 Regular Meeting  
(Sylvia Hicks, City Clerk)

**Proclamations**

**Public Hearings as scheduled or agended**

2. First Reading of Draft Ordinance to Amend Zoning Map  
(Mike Wade, City Manager, Bernard Piawah, Director of Building and Planning)

**Public Opportunity to speak on Commission propositions– (Pursuant to Sec. 286.0114, Fla. Stat. and subject to the limitations of Sec. 286.0114(3)(a), Fla. Stat.)**

**Ordinances**

- 3a. Ordinance No. 1070 – 2015 Millage Rate on second reading  
(Mike Wade, City Manager)
- 3b. Ordinance No. 1071 – FY 2016 Budget on second reading  
(Mike Wade, City Manager)

## **Resolutions**

4. Resolution No. 1334-2015 – Rate Stabilization Finding Resolution  
(Mike Wade, City Manager)

## **Reports by Boards and Committees**

## **Reports, requests and communications by the City Manager**

5. Downtown Parking – Sam Palmer
6. Quincy Mainstreet Porchfest Press Release – Joe Munroe
7. OMI Contract Amendment  
(Mike Wade, City Manager)
8. SCOP Project MLK Construction Services  
(Mike Wade, City Manager)
9. Electric Rate Review  
(Mike Wade, City Manager)
10. Interlocal Agreement for Road maintenance  
(Mike Wade, City Manager, Reggie Bell, Director of Public Works)
11. Reports – P-Card Statement, Cash Requirement, Arrears, August Financial  
(Mike Wade, City Manager, Ted Beason, Director of Finance)

## **Other items requested to be agendaed by Commission Member(s),the City Manager and other City Officials**

## **Comments**

- a) City Manager
- b) City Clerk
- c) City Attorney
- d) Commission Members

## **Comments from the audience**

## **Adjournment**

\*Item(s) Not in Agenda Packet

CITY COMMISSION  
CITY HALL  
QUINCY, FLORIDA

REGULAR MEETING  
SEPTEMBER 8, 2015  
6:00 P.M.

The Quincy City Commission met in special session Wednesday, September 8, 2015, with Mayor Commissioner Elias presiding and the following present:

Commissioner Micah Brown  
Commissioner Daniel McMillan  
Commissioner Gerald A. Gay, III  
Commissioner Keith A. Dowdell

Also Present:

City Manager Mike Wade  
City Attorney Scott Shirley  
City Clerk Sylvia Hicks  
Police Chief Glenn Sapp  
Planning Director Bernard Piawah  
Finance Director Ted Beason  
Human Resources Director Bessie Evans  
Fire Chief Scott Haire  
CRA Manager Regina Davis  
Public Works Director Reginald Bell  
Executive Director Main Street Joe Munroe  
Sergeant at Arms Captain Robert Mixson

**Call to Order:**

Mayor Commissioner Elias called the meeting to order followed by invocation and the Pled of Allegiance.

**Approval of Agenda**

Commissioner Gay made a motion to approve the agenda. Commissioner Dowdell seconded the motion. The ayes were unanimous. The vote was five to zero.

**Special Presentations by the Mayor or Commission**

*Approval of the Minutes of the August 25, 2015 Regular Meeting*

Commissioner Gay made a motion to approve the minutes of the August 25, 2015 regular meeting with corrections if necessary. Commissioner McMillan seconded the motion. The ayes were unanimous. The vote was five to zero.

**Proclamations**

Mayor Elias read the following Proclamation honoring Patriot's Day September 11, 2015 (9/11)

## PROCLAMATION IN COMMEMORATION OF THE EVENTS OF SEPTEMBER 11, 2001

**WHEREAS**, at 8:46am, on September 11, 2001, hijacked American Airlines Flight 11 crashed into the upper portion of the North Tower of the World Trade Center in New York and 17 minutes later, at 9:03am, hijacked United Airlines Flight 175 crashed into the South Tower of the World Trade Center, and

**WHEREAS**, at 9:37am, the west wall of the Pentagon was hit by hijacked American Airlines Flight 77, the impact of which caused immediate and catastrophic damage to the headquarter of the Department of Defense; and

**WHEREAS**, at approximately 10:00am, the passengers and crew of hijacked United Airlines Flight 93 acted heroically to retake control of the airplane and thwart the taking of additional American lives by crashing the airliner in a field in Shanksville, Pennsylvania, and in do so, gave their lives to save countless others, and

**WHEREAS**, nearly 3,000 innocent civilians were killed in the heinous attacks of September 11, 2001, and tens of thousands of individuals who narrowly escaped the attacks at the Pentagon and World Trade Center are forever changed and

**WHEREAS**, countless fire departments, police departments, first responders, government officials, workers, emergency medical personnel, and volunteers responded immediately and heroically to those horrific events; and

**WHEREAS**, the Fire Department of New York suffered 343 fatalities, the largest loss of life of any emergency response agency in United States history; the Port Authority Police Department suffered 37 fatalities in the attacks, the largest loss of life of any police force in United States history in a single day; and the New York Police Department suffered 23 fatalities as a result of the terrorist attacks; and

**WHEREAS**, on the 14<sup>th</sup> anniversary of this tragic day, the thoughts and prayers of the people of the City of Quincy, Florida are with all of the victims and their families as the people of the United States and people around the world continue to mourn the tremendous loss of innocent life on that fateful day;

**NOW THEREFORE, BE IT RESOLVED** by the City of Quincy, Florida City Commissioners:

**Section 1.** That September 11, 2015, is recognized as a day of solemn commemoration of the events of September 11, 2001 and a day to come together as a Nation; and

**Section 2.** That the families, friends, and loved ones of the innocent victims of the September 11, 2001 terrorist attacks are offered our deepest and most sincere condolences, and

**Section 3.** That the heroic service, actions, and sacrifices of fire fighters, law enforcement personnel, state and local officials, volunteers, airline personnel, and countless others who aided the innocent victims of those attacks are honored and commended; and

**Section 4.** That the valiant service, actions, and sacrifices of the United States Armed Forces, intelligence agencies, homeland security and their families are acknowledged and appreciated; and

**Section 5.** That the observance of the moment of remembrance to last for one minute beginning at this time is greatly appreciated. Please join us at this time in a minute of silence.

**DONE AND ORDERED** this 11<sup>th</sup> day of September, 2015.

*Derrick D. Elias Mayor*

*Sylvia Hicks City Clerk*

**Public Hearings as scheduled or agended**

**Public Opportunity to speak on Commission propositions – (Pursuant to Sec. 286.0114. Fla. Stat. and subject to the limitations of Sec. 286.0114(3)(a). Fla. Stat)**

**Ordinances**

**Resolutions**

*Resolution No 1333-2015 – Walk for Life/Run With a Purpose Event*

Commissioner Gay made a motion to approve Resolution No. 1333-2015. Commissioner McMillan seconded the motion. The ayes were unanimous. The vote was five to zero. Commissioner Gay thanked Chief Sapp for working with the organization.

**Reports by Boards and Committees**

**Reports request and communications by the City Manager**

*Quincy Fire Department Monthly Report – No comments*

**Other items requested to be agendaed by the Commission Member(s) the City Manager and other City Officials**

**Comments**

**City Manager**

City Manager Mike Wade advised the Commission of the 1<sup>st</sup> Public Hearing for the 2015-2016 FY Budget will be tomorrow September 9, 2015 at 6:00 in the Commission Chambers.

City Manager Mike Wade informed the Commission that the City has planned a ceremony honoring Patriot's Day for September 11, 2015 in front of the Flag Pole in front of the Quincy Fire Station on North Stewart Street at 9:00 am.

City Manager Mike Wade informed the Commission the he has appointed Glenn Sapp as the new Chief of Police for the City of Quincy and he has accepted.

**City Clerk – None**

**City Attorney**

City Attorney Scott Shirley announced the need for an Executive Session pursuant to Section 286.011(8). Florida Statutes, in Morris Long and Jazzie Long v City of Quincy, Florida Case No. 11000783-CAA, in the Circuit Court for the Second Judicial Circuit in and for Gadsden County, Florida. The Commission agreed to hold an Executive Session Tuesday, September 22, 2015 at 5:00 pm.

City Attorney Scott Shirley reported Cadence Bank litigation has been dismissed.

City Attorney Scott Shirley reported that the Appeal for the Recall Petition has been dismissed and there will not be any oral arguments.

City Attorney Scott Shirley announced a zoning in progress concerning the downtown mixed use zoning initiative under the case of Smith v. City of Clearwater. Under this doctrine, processing of any applications for development approval in that area can be delayed until the zoning ordinance amendment process has been completed.

### **Commission Members**

Commissioner Dowdell – None

Commissioner Gay

Commissioner Gay congratulated Chief Sapp upon his appointment and look forward to good leadership.

Commissioner Gay stated the right-of-way debris is scattered all over, he stated planning going forward Utilities need to work with Public Works to pick up debris after is it cut and not let it remain in the right-of-way.

Commissioner Gay asked if the mosquito spraying was on a regular basis. Mr. Bell informed the Commission that it is done by request. Commissioner Gay then requested that District IV be sprayed.

Commissioner Brown

Commissioner Brown asked that 3<sup>rd</sup> Street right-of-way be cleared. He also stated the two houses on Kent and Laura Street has some Code Enforcement issues.

Commissioner McMillan

Commissioner McMillan congratulated Chief Sapp on his appoint as Police Chief and Mr. Bell on his appointment as Public Works Director.

Commissioner McMillan stated we still have Code Enforcement issues.

Commissioner McMillan asked Chief Sapp to get with him regarding the planned walk/run set for October 10<sup>th</sup>.

Commissioner McMillan stated that Corry Field and all other parks need to be to the highest standards as well as all of our buildings and grounds. He stated that the seats at Corry Field needs cleaning as well as the accessory building at Corry Field.

Commissioner McMillan stated that the Budget Hearing will be tomorrow and he doesn't feel comfortable with no money being set aside in the Budget i.e. money for ditches, capital improvement items, we need to say within Bond covenants and put money away as requested.

### **Citizens to be Heard**

Minister Alphonso Figgers of 215 North Chalk Street thanked God for his being here and he told the Commission that he has suffered a massive heart attack on May 29<sup>th</sup>. Minister Figgers thanked the Mayor for the phone calls he received as well as Commissioner Gay and Ms. Hicks.

Minister Figgers congratulated City Manager Mike Wade for appointing Mr. Bell and Mr. Sapp to their respective positions.

Minister Figgers reported that October 24, 2015 is Shaw's Quarter Day.

Joe Munroe of 313 North Jackson Street thanked the Commission for acknowledging the event of 9/11.

Mr. Munroe stated that the membership is growing for Main Street. He stated that former Quincy Main Street Director Charlene Celaya will be in Quincy on September 26, 2015 for a workshop and he is inviting the City Commission, County Commission, CRA Manager, Grants writer for the County and any one else who wants to attend.

Mr. Munroe stated that Porchfest will be October 24, 2015 from 1:00 pm– 5:00 pm and is co-sponsored by Gadsden County.

Sam Hawkins of 1743 Lucky Street stated that Chief Sapp has done an excellent job, Mr. Bell has addressed all the issues that he has had and Mr. Piawah had a light issue taken care. His only complaint is that he could not see Interim City Manager nor would he return his calls.

Mr. Hawkins stated that they are working on an upcoming event at Lake Talquin with canoe racing.

Mayor Elias

Mayor Elias stated that at Wallace and South Adams Streets the street light is out.

Mayor Elias stated that at the Bobby Nealy Complex the driveway is completely washed out.

Mayor Elias stated that Waste-Pro doesn't pick up trash that is put on the ground and it causes litter on the streets as well as other property. We need to educate our citizens.



Mayor Elias stated that we will have our first Budget Hearing on tomorrow Wednesday, September 9, 2015 at 6:00 pm

Commissioner Dowdell made a motion to adjourn. Commissioner Gay seconded the motion. There being no further business to discuss the meeting was adjourned.

APPROVED:

---

Derrick D. Elias Mayor and  
Presiding Officer of the City Commission and  
City of Quincy, Florida

ATTEST:

---

Sylvia Hicks  
Clerk of the City of Quincy and  
Clerk of the City Commission thereof

**CITY OF QUINCY  
CITY COMMISSION  
AGENDA REQUEST**

**MEETING DATE:** September 22, 2015

**DATE OF REQUEST:** September 15, 2015

**TO:** Honorable Mayor and Members of the City Commission

**FROM:** Mike Wade, Manager, City of Quincy  
Bernard O. Piawah, Director, Building and Planning

**SUBJECT:** Public Hearing on First Reading of Draft Ordinance to Amend the Zoning Map of the City of Quincy to Incorporate Annexed Properties

---

**Statement of Issue:**

This is a request for First Reading of the Ordinance to assign the City's zoning designations to nine parcels that were annexed into the City in 2014, and also to change the zoning designations of four parcels that were already inside the City limit. The proposed zoning designation for each parcel is consistent with the respective Future Land Use Map designation that was adopted by the City on July 14, 2015 for these parcels and approved by the State on September 3, 2015. The Planning and Development Review Board (PDRB) met on September 2 to review the proposed zoning designations and voted unanimously to recommend approval of the proposal. The City's staff is asking the Commission to approve the zoning designations for these parcels. (See attached the draft ordinance, the zoning map, and the minutes of the PDRB meeting of September 2, 2015).

**Background:**

Under State law, subsequent to an annexation, the Future Land Use must be changed to assign the City's Future Land Use Map designations to the annexed properties, after which the zoning map of the annexing municipality shall be changed. The ordinance amending the Quincy Future Land Use map for these parcels passed on seconded reading on July 14, 2015 (Ordinance 1067-2015) after which it was sent to the state land planning agency (Department of Economic Opportunity) for approval. On September 3, 2015, the State officially informed the City of its approval of the amendment to the Future Land Use Map. The zoning request under consideration today will complete the process of changing the City's Future Land Use and Zoning maps, respectively, to assign the City's land use designations to annexed properties as required by state law.

**Criteria for Approval of Changes to the Zoning Map (Sec. 46-80):**

According to the City's code of ordinances, when the boundary lines of an established zoning district are proposed for change (rezoning), the planning and development review board and the city commission shall consider the following criteria in making recommendations and decisions on such changes:

1. The existing use and zoning of nearby property;
2. Whether the property affected by the zoning decision has a reasonable economic use as currently zoned;
3. The extent to which the destruction of property values resulting from existing zoning of specific parcels promotes the health, safety, morals or general welfare of the public;
4. The relative gain to the public as compared to the hardship imposed upon the individual property owner by the proposed zoning classification;
5. The suitability of the subject property for the zoning purposes as proposed;
6. The length of time the property has been vacant under the present zoning classification considered in the context of land development in the vicinity of the property;
7. Conformity with the city's comprehensive plan and future land use map;
8. Whether the zoning decision will result in a use which will or could cause an excessive or burdensome use of existing streets, transportation facilities, utilities or schools; and
9. Whether other conditions exist that affect the use and development of the property in question and support either approval or denial of the zoning decision.

**Consistency with Zoning Criteria and Development Regulations**

This application was reviewed based on the criteria stated above. The proposed zoning designations are consistent with the Future Land Use Map designations recently approved by the State for these parcels. The zoning designations are suitable for the subject sites and are consistent with, and compatible with the adjacent land uses and activities. No potential inconsistency of the zoning designations with the City's comprehensive plan and land development regulations has been identified.

**Public Notice:**

This rezoning public hearing was properly noticed and advertised in the newspaper. A notice was also sent to the adjacent property owners informing them of the proposed rezoning. As of the date of this meeting, the Building and Planning

Department has not received any written or verbal comment on the proposed zoning assignments.

**PDRB Recommendation:**

The PDRB met on September 3, 2015 and voted unanimously to recommend approval of the proposed zoning designations. See attached the minutes of the PDRB meeting of September 2, 2015.

**OPTIONS:**

Option 1: Move to adopt the proposed attached ordinance creating zoning designations for subject sites 1 through 13 on first reading and authorize the ordinance to be brought back for second and final reading.

Option 2: Do not move to adopt the proposed attached ordinance on first reading and provide further direction concerning the appropriate zoning designations for subject sites 1 through 13.

**STAFF RECOMMENDATION:**

Option 1

**Attachment:**

- 1) Draft Ordinance;
- 2) Zoning Map; and
- 3) PDRB Meeting Minutes.

**ATTACHMENT 1:**

**ORDINANCE NO. -----**

**AN ORDINANCE OF THE CITY OF QUINCY, FLORIDA, AMENDING THE CITY OF QUINCY ZONING MAP AS ADOPTED BY ORDINANCE NUMBER 789 ON AUGUST 11, 1992, AS MAY HAVE BEEN AMENDED FROM TIME TO TIME; PROVIDING FOR FINDINGS; PROVIDING FOR PURPOSE AND INTENT; PROVIDING FOR TITLE OF ZONING MAP AMENDMENT; PROVIDING FOR ZONING MAP AMENDMENT BY ADOPTING NEW ZONING DESIGNATIONS FOR THE CERTAIN IDENTIFIED PARCELS TO CORRESPOND WITH RECENTLY ADOPTED FUTURE LAND USE DESIGNATIONS FOR SUCH PARCELS IN THE COMPREHENSIVE PLAN; PROVIDING FOR SEVERABILITY; PROVIDING FOR COPY ON FILE; AND PROVIDING FOR AN EFFECTIVE DATE.**

**SECTION 1. Findings.**

WHEREAS, pursuant to the requirements of the Community Planning Act, Chapter 2011-139, Laws of Florida, amending Chapter 163, Part II, Florida Statutes, (formerly the Local Government Comprehensive Planning and Land Development Regulation Act of Chapter 163, Part II, Florida Statutes, and former Chapter 9J-5, Florida Administrative Code) (hereinafter "Community Planning Act") the City of Quincy has adopted and has in effect the City of Quincy Comprehensive Plan; and

WHEREAS, to implement the Comprehensive Plan and as required by Section 163.3202, Florida Statutes, the City has adopted a Land Development Code by Ordinance No. 789 effective on August 11, 1992, as may have been amended from time to time, which code includes Zoning Designations that are consistent with and implement the Comprehensive Plan Future Land Use Map designations for all parcels of land within the City; and

WHEREAS, the City recently adopted amendments to the Comprehensive Plan Future Land Use Map to include land use designations for a number of recently annexed parcels and to change the designations for four additional parcels; and

WHEREAS, the City now desires to enact amendments and additions to the City Zoning Map to include zoning designations for all parcels included in the Comprehensive Plan Future Land Use Map amendments that are consistent with and implement the Plan designations; and

WHEREAS, the public hearings required to be held by Florida Statutes and City code have been appropriately noticed and held by the Planning and Development Review Board, functioning as the Local Planning Agency, and by the City Commission.

NOW THEREFORE, BE IT ENACTED BY THE CITY OF QUINCY, FLORIDA THAT THE CITY OF QUINCY ZONING MAP IS HEREBY AMENDED AS FOLLOWS:

## **SECTION 2. Purpose and Intent**

This ordinance is enacted pursuant to Section 2(b), Article VIII of the Constitution of the State of Florida in order to carry out the purpose and intent of, and exercise the authority set out in, the Community Planning Act, Sections 163.3161 through 3215, Florida Statutes.

## **SECTION 3. Title of City Zoning Map Amendment**

This zoning map amendment of the City of Quincy, Florida shall be entitled Zoning Map Amendment 2015 – 1.

## **SECTION 3. Zoning Map Amendment Adopted**

The City of Quincy Zoning Map (Ordinance No. 789 effective on August 11, 1992, as may have been amended from time to time) is hereby amended as follows:

**Site #1:** Located on Research Road (40.0 Acres, Parcel Number 3-23-2N-4W-0000-00440-0000), zoned “*Governmental*”;

**Site #2:** Located on Research Road (413.9 Acres, Parcel Number 3-25-2N-4W-0000-00400-0000), zoned “*Governmental*”;

**Site #3:** Located on Pat Thomas Parkway (158.6 Acres, Parcel Number 3-26-2N-4W-0000-00100-0000), zoned “*Governmental*”;

**Site #4:** Located on Pat Thomas Parkway (147.8 Acres, Parcel Number 3-26-2N-4W-0000-00420-0000), zoned “*Governmental*”;

**Site #5:** Located on Pat Thomas Parkway (164.0 Acres, Parcel Number 3-35-2N-4W-0000-00120-0000), zoned “*Governmental*”;

**Site #6:** Located on Pat Thomas Parkway (49.0 Acres, Parcel Number 3-25-2N-4W-0000-00333-1000), zoned “*Commercial Heavy - C2*”;

**Site #7:** Located on Pat Thomas Parkway (49.7 Acres, Parcel Number 3-35-2N-4W-0000-00110-0100), zoned “*Commercial Heavy - C2*”;

**Site #8:** Located on Pat Thomas Parkway (68.51 Acres, Parcel Number 5-0L-0R-0S-0000-37100-0100), zoned “*Agricultural - AG*”;

**Site #9:** Located on Pat Thomas Parkway (655.30 Acres, Parcel Number 5-0L-0R-0S-0000-37100-0000), “*Agricultural - AG*”;

**Site #10:** Located on G F & A. Drive East (80.6 Acres, Parcel Number 3-07-2N-3W-0000-00423-0100), “*Conservation – CN: wet, steep slopes*”;

**Site #11:** Located on Adams Street South (29.0 Acres, Parcel Number 3-07-2N-3W-0000-00331-0000), “*Governmental – Govt.*”;

**Site #12:** Located on Jackson Street South (3.0 Acres, Parcel Number 3-07-2N-3W-0000-00321-0100), “*Conservation – CN: wet, steep slopes*”; and

**Site #13:** Located on Franklin Street (0.171 Acres, Parcel Number 3-12-2N-4W-0000-00214-2000), “*Residential – Single Family – R-1*”.

#### **SECTION 4. Severability**

If any portion of this ordinance is deemed by any court of competent jurisdiction to be void, unconstitutional, or unenforceable, then the remaining provisions and portions shall remain in full force and effect.

#### **SECTION 5. Copy on File**

A certified copy of the enacting Ordinance as well as certified copies of the City of Quincy Zoning Map Amendment cited in Section 3 above shall be filed with the City Clerk of the City of Quincy.

#### **SECTION 6. Effective Date**

This Ordinance shall become effective upon passage.

INTRODUCED on first reading in open session of the City Commission of the City of Quincy, Florida, on this 22<sup>nd</sup> day of September A.D. 2015.

PASSED on second and final reading in open session of the City Commission of the City of Quincy, Florida, on this \_\_\_ day of \_\_\_, A.D. 2015.

---

Derrick Elias, Mayor  
Presiding Officer of the City Commission of  
the City of Quincy, Florida

ATTEST:

Approved as to Form:

---

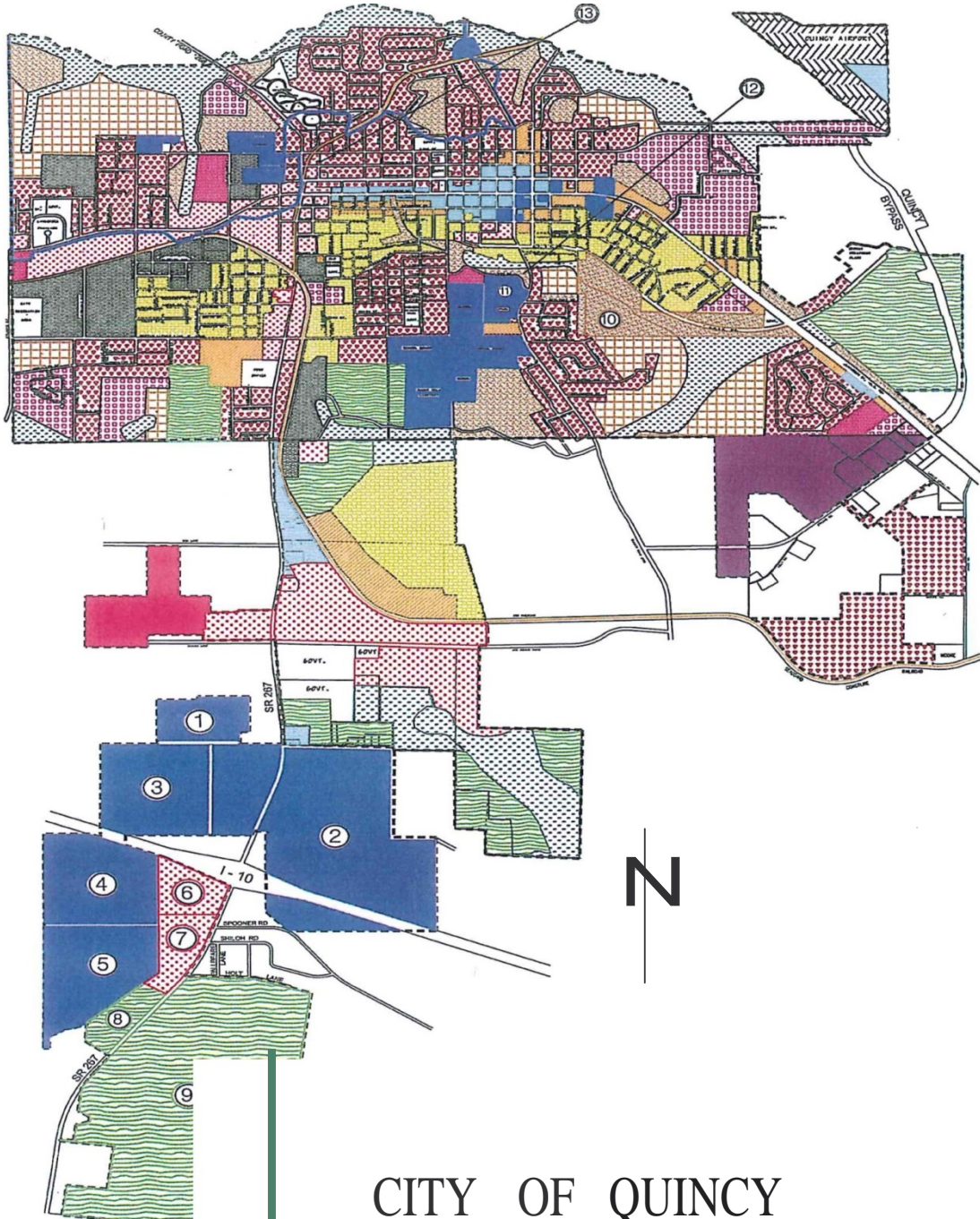
Sylvia Hicks  
Clerk of the City of Quincy and  
Clerk of the City Commission thereof

---

Scott Shirley  
City Attorney



**ATTACHMENT 2**



**CITY OF QUINCY  
ZONING MAP**

Proposed Change 8/14/15  
\*Subject Sites are Numbered 1 – 13 on the map

**TABLE 1****PARCELS FOR  
ZONING MAP CHANGE**

<b>Site #</b>	<b>Property Owner</b>	<b>Parcel Number</b>	<b>Physical Location</b>	<b>Size (Ac)</b>	<b>Existing Use</b>	<b>Current FIUM/ Zoning</b>	<b>Quincy Proposed Zoning</b>
1	TIITF/UNIVERSITY OF FLORIDA	<a href="#">3-23-2N-4W-0000-00440-0000</a>	RESEARCH RD	40.0	UF Agric. Research	County Public	Govt.
2	TIITF/UNIVERSITY OF FLORIDA	3-25-2N-4W-0000-00400-0000	175 RESEARCH RD	413.9	UF Agric. Research	County Public	Govt.
3	TIITF/UNIVERSITY OF FLORIDA	3-26-2N-4W-0000-00100-0000	PAT THOMAS PKWY	158.16	UF Agric. Research	County Public	Govt.
4	TIITF/UNIVERSITY OF FLORIDA	3-26-2N-4W-0000-00420-0000	PAT THOMAS PKWY	147.8	UF Agric. Research	County Public	Govt.
5	TIITF/UNIVERSITY OF FLORIDA	3-35-2N-4W-0000-00120-0000	PAT THOMAS PKWY	164.0	UF Agric. Research	County Public	Govt.
6	Redd Properties, Inc.	3-25-2N-4W-0000-00333-1000	PAT THOMAS PKWY	49.0	Ag Timber Land	County Ag.	C-2: Comm. Heavy
7	Eldorado Properties, Inc.	3-35-2N-4W-0000-00110-0100	PAT THOMAS PKWY	49.7	Ag Timber Land	County Ag.	C-2: Comm. Heavy
8	Eldorado Properties, Inc.	<a href="#">5-0L-0R-0S-0000-37100-0100</a>	PAT THOMAS PKWY	68.51	Ag Timber Land	County Ag.	Ag
9	Shaw Properties	5-0L-0R-0S-0000-37100-0000	4433 PAT THOMAS PKWY	655.30	Ag Timber Land	County Ag.	Ag
10	QUINCY CITY OF	<a href="#">3-07-2N-3W-0000-00423-0100</a>	224 G F & A DR. E	80.6	Vacant Forest	R-LT: Res Large Lot	Conserv. Wet, Steep Slopes
11	QUINCY CITY OF	<a href="#">3-07-2N-3W-0000-00331-0000</a>	600 ADAMS STR. S	29.0	Multuuse Tanyard Creek Park	R-LT: Res Large Lot	Govt.
12	QUINCY CITY OF	<a href="#">3-07-2N-3W-0000-00321-0100</a>	JACKSON STR. S	3.0	Vacant Forest L-Shape	R-2 & Conser. Flood Prone	Conserv. Flood Prone
13	Roburt Enterprise	<a href="#">3-12-2N-4W-0000-00214-2000</a>	1124 Franklin Str	0.171	Vacant Parcel	Comm	R-1: Res Single Family

## **ATTACHMENT 3**

PLANNING AND DEVELOPMENT REVIEW BOARD  
REGULAR MEETING CITY HALL, QUINCY, FLORIDA

SEPTEMBER 2, 2015

6:00 PM

The Planning and Development Review Board (PDRB) met at City Hall in Quincy, Florida on Wednesday, September 2, 2015, at 6:00 P.M. and the following were present:

Mr. Alvin Young  
Ms. Denise Hannah  
Mr. Dan Hooker  
Mr. Willie Reeves  
Ms. Kimberly Williams

Members Absent:  
Mr. Tommy Skipper  
Ms. Judy Ware

Staff Present:  
Bernard O. Piawah, Building and Planning Director  
Betty Powell, Administrative Assistant

The meeting was called to order by Chairman, Dan Hooker.

A motion to approve the minutes of the previous meetings, August 20, 2015, with any corrections was made by Ms. Kimberly Williams. The motion was seconded by Mr. Alvin Young and the ayes were unanimous.

### **Item for Discussion:**

1) Review of zoning assignment for properties that were recently annexed into the City including four parcels that were already within the city as a follow-up to the state approved Future Land Use Map designation for those properties.

Mr. Piawah addressed the Board with respect to the proposal to assign the City's zoning designations to the nine parcels that were annexed into the City in 2014. The request also includes changing the zoning designation of four parcels that were already inside

the City limit. This zoning request is a follow-up to the Future Land Use Map amendment process just completed.

Mr. Piawah went over the criteria established in the City's Code for changing the zoning designation of a property (Sec. 46-80) and stated that the proposed zoning designations are consistent with the criteria established in the Code and also with the Future Land Use Map designations that the State recently approved for these parcels. The zoning assignments are suitable for the subject sites and are compatible with the adjacent land uses and activities. No potential inconsistency of the zoning designations with the City's comprehensive plan and land development regulations has been identified.

Mrs. Hannah addressed the Board and asked if all adjacent property owners have been notified of the proposed zoning request. Mr. Piawah responded affirmatively that all adjacent property owners were notified in writing and that no comment or objection to the proposed zoning has been received.

Mr. Piawah then informed the Board that they have two options: **First Option**; Vote to recommend approval of the zoning proposal and; **Second Option**: Vote to recommend denial of the zoning proposal.

Mr. Young motioned to adopt the **First Option** and the motion was seconded by Mr. Reeves. The Board voted unanimously to recommend the **First Option**; i.e. to recommend approval of the proposed zoning designations for the affected parcels.

Being no further business, the meeting adjourned.

\_\_\_\_\_  
Chairman

\_\_\_\_\_  
Date

**ORDINANCE NO. 1070-2015**

**AN ORDINANCE DETERMINING THE AMOUNT AND FIXING THE RATE OF TAXATION AND STATING THE ANNUAL LEVY FOR THE CITY OF QUINCY FOR THE FISCAL YEAR BEGINNING OCTOBER 1, 2015 AND ENDING SEPTEMBER 30, 2016, AND SETTING THE PERCENTAGE BY WHICH THE MILLAGE RATE TO BE LEVIED DOES NOT EXCEED THE ROLLED BACK RATE.**

**WHEREAS**, the City Commission of the City of Quincy, has now received from the Property Appraiser of Gadsden County Florida, the certification of the taxable values for the year 2016, and it can now be determined what millage rate will provide the same ad valorem, tax revenue for the City of Quincy as was levied during the prior year by a calculation of what is known as the “rolled-back rate” pursuant to Section 200.065(1), Florida Statutes.

**WHEREAS**, the gross taxable value for operating proposed not exempt from taxation within Gadsden County has been certified by the County Property Appraiser to the City of Quincy as \$ 211,015,726; and

**WHEREAS**, the City of Quincy of Gadsden County, Florida on September 9, 2015 held a public hearing on the proposed millage rate for fiscal year 2015-2016 as required by Florida Statute 200.065; and

**WHEREAS**, the City of Quincy of Gadsden County, Florida held a second public hearing on 22nd day September 2015 to adopt a fiscal year 2015-2016 final millage rate as required by Florida Statute 200.065; and

**NOW THEREFORE, BE IT ENACTED BY THE PEOPLE OF THE CITY OF QUINCY;**

**SECTION 1.** That is hereby found and determined that the ad valorem millage rate of 4.6230 will provide approximately the same ad valorem tax revenue for the City of Quincy as was levied during the prior year and which rate is known as the “rolled-back rate” pursuant to section 200.065(1) Florida Statutes.

SECTION 2. That it is necessary, however, to levy a tax of **4.6230** mills, upon all of the taxable property within the corporate limits of the City of Quincy, Florida excluding exempt property, for the purposes of raising the amount of money necessary to carry on the Government of said City during the fiscal year beginning October 1, 2015 and ending September 30, 2016, which said millage rate is the less than the rolled-back rate.

SECTION 3. That for the purpose of raising the amount of money necessary to carry on the Government of the City of Quincy, Florida during the fiscal year beginning October 1, 2015 and ending September 30, 2016 a direct tax of 4.6230 is hereby levied upon all of the taxable property within the corporate limits of the City of Quincy, excluding exempt property, as listed, described and valued on the assessment roll for the fiscal year 2016 by the proper official as provided by law and revised, equalized and corrected as provided by law.

SECTION 4. This ordinance shall take effect immediately upon its passage and approval as provided by law.

INTRODUCED in open session of the City Commission of the City of Quincy, Florida on the 9th day of September, A.D. 2015.

PASSED in open session of the City Commission of the City of Quincy, Florida, on the 22nd day of September, A.D. 2015.

---

Derrick D. Elias, Mayor and  
Presiding Officer of the City  
Commission of the City of Quincy, Florida

ATTEST:

---

Sylvia Hicks  
Clerk of the City of Quincy and  
Clerk of the City Commission thereof

**ORDINANCE NO. 1071-2015**

**AN ORDINANCE MAKING APPROPRIATIONS FOR THE EXPENDITURES AND OBLIGATIONS OF THE CITY OF QUINCY FOR THE FISCAL YEAR BEGINNING ON OCTOBER 1, 2015 AND ENDING SEPTEMBER 30, 2016; DESIGNATING THE SOURCES AND REVENUES AND SAID APPROPRIATIONS; AND PROVIDING AN EFFECTIVE DATE.**

WHEREAS, the City Manager of the City of Quincy prepared and submitted to the City Commission of the City of Quincy a proposed budget for said City for the fiscal year beginning October 1, 2015 and ending September 30, 2016 and accompanying message; and

WHEREAS, the City Manager’s proposed budget for definition purposes has been designated, named, labeled, and described on the caption as “2015-2016 PROPOSED BUDGET” in form as prescribed by and in full compliance with the Charter of the City of Quincy;

WHEREAS, the City Commission considered, modified, and adjusted the City Manager proposed budget;

WHEREAS, the Commission adopted budget for definition purposes has been designated, named, labeled, and described on the caption as “2015-2016 ADOPTED BUDGET” in form as prescribed by and in full compliance with the Charter of the City of Quincy; and,

WHEREAS, the City Commission on September 9, 2015 and September 22, 2015 held public hearings, as required by Florida Statutes 200.065.

NOW, THEREFORE, BE IT ENACTED BY THE PEOPLE OF THE CITY OF QUINCY:

**SECTION 1.** That the appropriations made in Section 2 herein are based upon the revenues to the City of Quincy for the fiscal year beginning October 1, 2015 from the sources, less transfers, and in the amounts hereinafter as follows:

<b><u>REVENUES – ALL FUNDS</u></b>	<b><u>FY 2016</u></b>
General Fund Revenue	\$ 8,179,559
Enterprise Fund Revenue	21,753,332
Internal Service Fund	372,208
Community Redevelopment Agency (CRA) Fund	717,000
<b>TOTAL APPROPRIATED REVENUES</b>	<b>\$ 31,022,099</b>
<b>LESS INTERFUND TRANSFERS</b>	<b><u>(5,144,911)</u></b>
<b>TOTAL REVENUE</b>	<b><u>\$ 25,877,188</u></b>

**SECTION 2.** That the following sums be, and hereby are, appropriated from the sources of revenues, less transfers, enumerated in Section 1, for the expense and obligation of the City of Quincy, for the fiscal year beginning October 1, 2015 and ending September 30, 2016.

<u>EXPENDITURES – ALL FUNDS</u>	<u>FY 2016</u>
<b><u>General Fund</u></b>	
City Commission	\$ 167,266
City Attorney	225,000
City Manager	172,014
Purchasing	11,733
Non-Departmental	1,636,679
City Clerk	91,204
Finance	141,704
Human Resources	121,655
Law Enforcement	2,110,170
Fire Control	1,361,817
Building & Planning	307,052
Recreation & Parks	447,694
Public Works	<u>1,385,571</u>
<b>Total General Fund</b>	<b>8,179,559</b>
<b><u>Enterprise Fund</u></b>	
Business Activity - Customer Services	\$ 277,515
Business Activity - Finance	<u>218,714</u>
<b>Total Business Activity</b>	<b>496,229</b>
Sewer	1,932,363
Electric	14,470,570
Water	1,644,646
Gas	1,706,524
Refuse	1,308,000
Landfill	<u>195,000</u>
<b>Total Enterprise Fund</b>	<b>\$ 21,257,103</b>
Internal Service Fund	\$ 372,208
Community Redevelopment Agency	\$ 717,000
<b>TOTAL APPROPRIATED EXPENDITURES</b>	<b>31,022,099</b>
<b>LESS INTERFUND TRANSFERS</b>	<b><u>(5,144,911)</u></b>
<b>TOTAL EXPENDITURES</b>	<b>\$ <u>25,877,188</u></b>



**SECTION 3.** This ordinance shall become effective October 1, 2015 and immediately upon passing.

INTRODUCED to the City Commission of the City of Quincy, Florida, on the 9<sup>th</sup> day of September, A.D., 2015.

PASSED by the City Commission of the City of Quincy, Florida on the 22<sup>nd</sup> day of September A.D., 2015.

---

Derrick D. Elias, Mayor and  
Presiding Officer of the City Commission  
And of the City of Quincy, Florida

ATTEST:

---

Sylvia Hicks  
Clerk of the City of Quincy and  
Clerk of the City Commission thereof

BUDGET SUMMARY  
CITY OF QUINCY - FISCAL YEAR 2015 - 2016

THE PROPOSED OPERATING BUDGET EXPENDITURES OF THE CITY OF QUINCY ARE 0.8 PERCENT  
LESS THAN LAST YEARS TOTAL OERATING EXPENDITURES

Millage Per \$1,000					
4.623	GENERAL FUND	SPECIAL REVENUE FUND	ENTERPRISE FUND	INTERNAL SERVICE FUND	TOTAL BUDGET
<u>ESTIMATED REVENUES:</u>					
Taxes: Millage Per \$1,000 4.623	975,526				975,526
Sales and Use Taxes	1,214,580				1,214,580
Charges For Services	448,000		21,464,423		21,912,423
Intergovernmental Revenue	332,000	420,000			752,000
Licenses & Permits	89,700				89,700
Fines & Forfeitures	30,000		239,058		269,058
Miscellaneous	90,050		7,300		97,350
Interest	30,000		42,551		72,551
Internal Service Charges				197,000	197,000
TOTAL REVENUES AND OTHER FINANCING SOURCES	3,209,856	420,000	21,753,332	197,000	25,580,188
Interfund Transfers	4,969,703			175,208	5,144,911
USE OF FUND BALANCE	0	297,000	0	0	297,000
Total Revenues, Transfers, and Use of Fund Balance	8,179,559	717,000	21,753,332	372,208	31,022,099
<u>EXPENDITURES/EXPENSES:</u>					
General Government	2,270,820				2,270,820
Public Safety	3,471,987				3,471,987
Physical Environment	1,385,571		15,292,458		16,678,029
Economic Environment		717,000			717,000
Culture & Recreation	447,694				447,694
Debt Service	428,279		1,491,171		1,919,450
Internal Service				372,208	372,208
TOTAL EXPENDITURES/EXPENSES	8,004,351	717,000	16,783,629	372,208	25,877,188
Reserves	0	0	0	0	0
Interfund Transfers	175,208	0	4,969,703	0	5,144,911
TOTAL APPROPRIATED EXPENDITURES AND RESERVES	8,179,559	717,000	21,753,332	372,208	31,022,099

THE TENTATIVE, ADOPTED AND/OR FINAL BUDGETS ARE ON FILE IN THE OFFICE OF THE ABOVE MENTIONED TAXING AUTHORITY AS A PUBLIC RECORD.

**RESOLUTION 1334-2015**

**A RESOLUTION OF THE CITY COMMISSION OF THE CITY OF QUINCY RELATING TO UTILITY RATE STABILIZATION; FINDING AND DECLARING THAT THE USE OF RATE STABILIZATION FUNDS WERE APPROPRIATE TO THE PURPOSE OF SUCH FUNDS; PROVIDING FOR REFUNDING OF THE RATE STABILIZATION FUND AND FOR LIMITATION ON FUTURE USE OF FUNDS; AND PROVIDING FOR AN EFFECTIVE DATE.**

**WHEREAS**, the 2012-2013 City Budget established rate stabilization and the City initially moved funds into a separate bank account, the Utility Deposit Account (Rate Stabilization Account); and

**WHEREAS** , the City has recognized billing and receiving \$1,642,000 in rate stabilization funds through Fiscal Year 2014 on its financial statements and has collected an additional \$433,000 in Fiscal Year 2015, for a total of \$2,075,000; and

**WHEREAS**, after establishing rate stabilization, there were urgent needs that arose that required the use of the rate stabilization funds, specifically:

- 1) Honeywell Lease – \$78,700, 2/7/2013
- 2) Florida Municipal Power Association -- \$345,200, 8/20/2013
- 3) Southeast Power Association Power Bill -- \$481,000, 9/6/2013; and

**WHEREAS**, during Fiscal Year 2013 and 2014, the City had to pay back a \$995,649 Line of Credit to Capital City Bank, and

**WHEREAS**, regular transfers stopped being made into Utility Deposit Account in September of 2013; and

**WHEREAS**, in January 2015 the Florida Municipal Power Agency required \$1,000,000 deposit and in effect \$174,451 of rate stabilization funds were used to make the initial deposit, for total uses of rate stabilization funds of \$2,075,000, and

**NOW THEREFORE BE IT RESOLVED by the City Commission of the City of Quincy as follows:**

1. The City commission hereby finds and declares that Rate Stabilization Funds that were billed and collected were expended to satisfy urgent public needs, including, but not limited to, electric utility renewal and replacement, rate stabilization, and/or other lawful purposes, that

could not be met from the City's enterprise funds, nor from other governmental funds without raising the utility rates paid by the City's customers; and

2. The City Commission further finds and declares that the City's Rate Stabilization funds were used for the intended purpose of utility rate stabilization and the liability reflecting the expenditure of such funds that has been recorded on the City's financial statements is hereby reduced to \$200,000; and

3. In January 2015 when the Florida Municipal Power Agency initiates return of the \$1,000,000 deposit that the City has paid, the Commission directs \$200,000 of those funds to be placed in the Utility Deposit Account, and further directs that the account be renamed the "Rate Stabilization Account;" and

4. The Finance Director is directed to manage the Rate Stabilization Account in a manner consistent with the City's utility bond covenants, and in a manner consistent with any resolution adopted hereafter relating to rate stabilization, and shall not, without prior authorization of the City Commission, transfer or pay any funds out of the Rate Stabilization Account such that the balance in that account would be drawn below \$200,000; and

5. This Resolution shall take effect immediately upon adoption.

**PASSED AND ADOPTED by the City Commission of the City of Quincy, Florida, this 22<sup>nd</sup> Day of September 2015.**

BY:

---

**Derrick D. Elias**

Mayor and Presiding Officer  
of the City Commission of the City of Quincy,  
Florida

ATTEST:

---

**Sylvia Hicks**

Clerk of the City of Quincy and  
Clerk of the City Commission thereof



FOR IMMEDIATE RELEASE: September 14, 2015

Contact: Joseph F. Munroe, Executive Director  
Quincy Main Street, Inc.  
P.O. Box 728 • Quincy, FL 32353  
850.662.1812  
quincymainstreet@gmail.com

## Quincy Porchfest – A Unique Musical and Art Experience

Saturday, October 24, 2015, 1:00 – 5:00 p.m.

Quincy's Historic District

Quincy, Florida will be hosting its 4th annual Porchfest on Saturday, October 24, 2015 from 1:00 – 5:00 p.m. Modeled after Porchfests held throughout the United States and Canada, Quincy Porchfest will feature musicians performing on the porches of historic homes and charming cottages in Quincy's historic district. All venues are within easy walking distance of the downtown Courthouse Square. Porchfest is a family friendly event and is free to the public.

Fifteen musical acts will be performing including:

- Thursday Night Music Club: Jazz big band
- The Benders: Rock/pop/blues/soul
- Lee C. Payton: Acoustic Rock
- Decade Kings: Classic Rock
- Genezone: Acoustic Rock
- Keith & Barefoot Rob: Blues & Rock
- Chase Hanselman: Acoustic Guitar
- Bonnie Blue String Band: Bluegrass
- Quanta: Eclectic keyboard/sax/vocals
- Eli Fenenbock: Rock/Country/Blues
- Wreckin' So: Americana
- Jimi McKenzie: Florida Americana
- Dusty Gravelers: Americana
- Frank Dietrich: Acoustic
- Below the Dam Band: Acoustic Rock

This year area artists and members of the Gadsden Arts Guild will be participating in a world-wide "Sketch Crawl," sketching and journaling on-site throughout the afternoon.

Porchfest will culminate with a free concert by the jazz big band, Thursday Night Music Club, performing on the historic Leaf Theater stage. Visitors can pick up the schedule the day of the event at the Quincy Main Street office, 5 N. Madison St., Quincy, FL (850-662-1812 tel.).

Quincy Porchfest is sponsored by Quincy Main Street and co-sponsored by the Gadsden Arts Center, the Quincy Music Theater and the Quincy Garden Club. For more information, contact Joe Munroe at 850-662-1812, or online at [www.quincyporchfest.yolasite.com](http://www.quincyporchfest.yolasite.com).

###

Attachments: Porchfest logo, photographs of Porchfest 2014.













**City of Quincy  
City Commission  
Agenda Request**

Date of Meeting: September 22, 2015  
Date Submitted: September 17, 2015  
To: Honorable Mayor and Members of the Commission  
From: Mike Wade, City Manager  
Subject: OMI 2016 Contract Amendment

---

**Statement of Issue**

Pursuant to the current Agreement for Services between the City and CH2M HILL-OMI, the annual base fee for services shall be negotiated annually. OMI is proposing Amendment No. 8 to the agreement with a 1.25% or \$11,808 increase.

**Background**

On October 1, 2007 the City of Quincy and CH2M HILL- OMI entered into an agreement for the operation, maintenance, and management of the City's water and wastewater treatment facilities. Section 5 of the agreement establishes a provision for the annual negotiation and adjustment of the contract amount. The following table shows the fee for each of the previous eight years. Years 1 thru 5 of the contract included a base fee plus a separate repairs account expense of \$30,000. In Year 6 of the contract (FY2013) there was no increase in the base fee but the \$30,000 repairs account was removed as a separate item and added to the base fee.

Annual Fee Amounts Under Current Contract

Contract Year	Base Fee	Repairs Account	Total Contract Value
YEAR 1 (2007-2008)	\$841,110.00	\$30,000	\$871,110.00
YEAR 2 (2008-2009)	\$875,270.00	\$30,000	\$905,270.00
YEAR 3 (2009-2010)	\$875,270.00	\$30,000	\$905,270.00
YEAR 4 (2010-2011)	\$892,775.00	\$30,000	\$922,775.00
YEAR 5 (2011-2012)	\$913,775.00	\$30,000	\$943,775.00
YEAR 6 (2012-2013)	\$943,775.00	Included in Base Fee	\$943,775.00

YEAR 7 (2013-2014)	\$959,309.00	Included in Base Fee	\$959,309.00
YEAR 8 (2014-2015)	\$974,643	Included in Base Fee	\$974,643.00

**Proposed**

Contract Year	Base Fee	Repairs Account	Total Contract Value
YEAR 9 (2015-2016)	\$986,451	Included in Base Fee	\$986,451

**Analysis**

CH2MHill – OMI has proposed an increase of 1.25% or \$11,808 to the annual base fee. The proposed increase is in accordance with the Base Fee Adjustment Formula as described in Appendix G of the contract. When staff applied ½ of the Consumer Price Index (CPI) and ½ of the Employment Cost Index (ECI) numbers for the quarter ending March 31, 2015 to the Base Fee Adjustment Formula, as described in the agreement, the adjustment rate was a 1.25% increase equal to \$11,808. The 1.25% rate is applied to the previous base fee less the \$30,000 repairs limit. The new proposed fee is \$986,451.

**Options**

Staff is proposing the following options for consideration by the commission

**Option 1:** Authorize the Mayor and the City Manager to sign Amendment No. 8 to the Agreement of October 1, 2007 between the City of Quincy and CH2MHILL-OMI.

**Option 2:** Do not approve the Amendment

**Staff Recommendation:**

**Option 1**

**Attachments:**

1. Amendment No. 8 to the Agreement
2. 2007 OMI Contract
3. Amendments 1,2,3,4,5,6,7

**AMENDMENT NO. 8**  
**to the**  
**AGREEMENT**  
**for**  
**OPERATIONS, MAINTENANCE AND**  
**MANAGEMENT SERVICES**  
**for the**  
**CITY OF QUINCY, FLORIDA**

THIS AMENDMENT NO. 8 (the "Amendment") is made and entered into the \_\_\_\_\_ day of \_\_\_\_\_, 2015 by and between the City of Quincy (hereinafter "Owner") and Operations Management International, Inc. (hereinafter "CH2M HILL OMI"), each a "Party" and collectively the "Parties".

WHEREAS, the Parties entered into that certain Agreement for Operations, Maintenance and Management Services for the City of Quincy, Florida on October 1, 2007 ("Agreement");

WHEREAS, for good and valuable consideration, the receipt and legal sufficiency of which are hereby acknowledged, the Parties now wish to further modify the Agreement as set forth herein.

NOW THEREFORE, effective October 1, 2015, ("Effective Date") Owner and CH2M HILL OMI agree that the Agreement shall be and is hereby amended and modified in the following manner:

1. Article 5.1 is hereby deleted in its entirety and replaced as follows:

5.1 Owner shall pay to CH2M HILL OMI as compensation for services performed under this Agreement a Base Fee as follows:

YEAR 9 (2015-2016)	\$ 986,451
--------------------	------------

2. Article 5.4 is hereby deleted in its entirety and replaced as follows:

5.4 The total amount CH2M HILL OMI shall be required to pay for Repairs shall not exceed the annual Repairs Limit of \$30,000 during the period of October 1, 2015 to September 30, 2016 (Year 9) of this Agreement. CH2M HILL OMI shall provide Owner with a monthly detailed invoice of Repairs costs charged against the annual Repairs Limit and the Repairs Limit balance remaining. CH2M HILL OMI to seek Owner's written approval prior to incurring repair costs in excess of the annual Repairs Limit. Owner agrees to pay CH2M HILL OMI for repair costs in excess of the annual Repairs Limit and CH2M HILL OMI will rebate to Owner the entire amount that the cost of Repairs is less than the annual Repairs Limit. The Repairs Limit shall be negotiated each year, three (3) months prior to the anniversary of the Effective Date in accordance with Article 5.2; should Owner and CH2M HILL OMI fail to agree, the Repairs Limit will remain unchanged from the prior annual Repairs Limit.

This Amendment No. 8 together with all previous amendments and the Agreement constitutes the entire agreement between the Parties and supersedes all prior oral and written understandings with respect to the subject matter set forth herein. Unless specifically stated all other terms and conditions of the Agreement shall remain in full force and effect. Neither this Amendment nor the Agreement may be modified except in writing signed by an authorized representative of the Parties.

Both Parties indicate their approval of this Amendment No. 8 by their signature below.

Authorized Signature:

Authorized Signature:

**OPERATIONS MANAGEMENT  
INTERNATIONAL**

**CITY OF QUINCY, FLORIDA**

\_\_\_\_\_  
Name: Scott Neelley  
Title: Vice President/Designated Manager

\_\_\_\_\_  
Name: Derrick Elias  
Title: Mayor

Date: \_\_\_\_\_

Date: \_\_\_\_\_

\_\_\_\_\_  
Name: Mike Wade  
Title: City Manager  
Date: \_\_\_\_\_

**AGREEMENT**  
**for**  
**OPERATIONS, MAINTENANCE AND**  
**MANAGEMENT SERVICES**  
**for the CITY OF QUINCY, FLORIDA**

THIS AGREEMENT is made on this 28<sup>th</sup> day of August, 2007, between the City of Quincy, Florida, whose address for any formal notice is 404 West Jefferson Street, Quincy, Florida 32351 (hereinafter "Owner") and Operations Management International, Inc., with offices at 9193 S. Jamaica Street, Suite 400, Englewood, Colorado 80112 (hereinafter "CH2M HILL OMI").

Owner and CH2M HILL OMI agree:

**1 GENERAL**

- 1.1 All definitions of words or phrases used in this Agreement are contained in Appendix A.
- 1.2 All grounds, facilities and equipment now owned by Owner or acquired by Owner shall remain the property of Owner.
- 1.3 This Agreement shall be governed by and interpreted in accordance with the laws of the State of Florida.
- 1.4 This Agreement shall be binding upon the successors and assigns of each of the parties, but CH2M HILL OMI will not assign this Agreement without the prior written consent of the Owner. Consent shall not be unreasonably withheld.
- 1.5 All notices shall be in writing and transmitted by certified mail to the address noted above.
- 1.6 This Agreement, including Appendices, is the entire Agreement of the parties. This Agreement may be modified only by written agreement signed by both parties. Wherever used, the terms "CH2M HILL OMI" and "Owner" shall include the respective officers, agents, directors, elected or appointed officials, and employees.

**2 SCOPE OF SERVICES-CH2M HILL OMI**

CH2M HILL OMI shall:

- 2.1 Within the design capacity and capability of the Project, manage, operate, and maintain the Project so that potable water supplied and effluent discharged from the Project meets the requirements specified in Appendix C. CH2M HILL OMI may alter the process and/or facilities to achieve the objectives of this Agreement; provided, however, that no alteration shall be without Owner's written approval if alteration shall cost in excess of Two Thousand Dollars (\$2,000.00).
- 2.2 Provide and document all Maintenance for the Project. Owner shall have the right to inspect these records during normal business hours.
- 2.3 Perform all corrective and preventive maintenance for the facilities in accordance with CH2M HILL OMI's comprehensive computer-based preventive maintenance program.

- 2.4 Assist the Owner's representative in the development of an annual and 5-year capital improvement plan identifying major repairs and capital expenditures that will be necessary at the facilities either to restore, maintain, replace, or upgrade the facilities or equipment for efficiency, safety, function, and/or compliance with current and anticipated regulatory requirements.
- 2.5 Provide and maintain computer-based records of all maintenance, repairs, process control, and laboratory management for the facilities. Owner shall retain title to and have the right to inspect and copy these records during normal business hours.
- 2.6 Respond to service complaints in a timely and efficient manner.
- 2.7 Provide and document all Repairs for the Project. All individual repairs over Two Thousand Dollars (\$2,000.00) will be paid for by the Owner.
- 2.8 A Repairs budget of \$30,000 annually has been established by Owner. OMI shall pay for Repairs directly and invoice Owner up to the Thirty Thousand Dollars (\$30,000.00) during the first year of this Agreement. Once the Repairs budget exceeds the \$30,000 limit, Owner shall pay for all Repairs in excess directly. All repairs over Thirty Thousand Dollars (\$30,000.00) must be approved by the Owner.
- 2.9 Provide Owner with an accounting of Repairs on a monthly basis. On a monthly basis, OMI shall invoice Owner for Repairs directly paid for by OMI up to the Repairs budget of \$30,000.
- 2.10 Provide for all Repairs related to the vehicles and equipment owned by the Owner and used by CH2M HILL OMI at the Project through the Repairs budget.
- 2.11 CH2M HILL OMI's will warrant that its staff will possess the required State of Florida certifications.
- 2.12 CH2M HILL OMI's staff will be properly trained in areas of operation, maintenance, safety, supervisory skills, laboratory, industrial pretreatment and energy management. This training will include both plant-specific and wastewater field material.
- 2.13 Comply with the requirements of the Owner regarding Affirmative Action provisions for minority hiring.
- 2.14 Work with contractors, consultants, and other companies currently assisting the Owner at the wastewater treatment facility.
- 2.15 Pay all Cost incurred in normal Project operations, except for those Costs included in Article 3.1 Scope of Service - Owner.
- 2.16 Prepare all NPDES permit reports and submit these to Owner for transmittal to appropriate agencies.
- 2.17 Provide for the disposal of screenings, grit, and sludge to the existing disposal sites.
- 2.18 Perform all laboratory testing and sampling currently required by the NPDES permit.

- 2.19 Provide twenty-four (24) hour per day access to Project for Owner's personnel. Visits may be made at any time by any of Owner's employees so designated by Owner's Representative. Keys for Project shall be provided to the Owner by CH2M HILL OMI. All visitors to the Project shall comply with CH2M HILL OMI's operating and safety procedures.
- 2.20 Cooperate with the Owner in enforcing existing equipment warranties and guarantees and maintaining warranties on any new equipment purchases on behalf of the Owner.
- 2.21 Allow licensed septic tank pumping contracts with loads from only the County of Gadsden and all cities incorporated therein, to dump septage at the treatment facility at designated areas providing such septages are in accordance with the Owner's Sewer Use Ordinance, and free from abnormal or biologically toxic substances which cannot be treated or removed by current plant process.
- 2.22 Operate facilities so that odor and noise shall be effectively controlled and that no disruption to adjacent neighborhoods shall result.
- 2.23 Comply with State and local environmental protection agencies, OSHA and U. S. EPA permits, in supplying reports concerning effluent and potable water quality, monitoring, and process control procedures.
- 2.24 Perform other services that are incidental to the Scope of Services as directed by Owner. Such services will be negotiated with Owner.
- 2.25 Monitor and inspect all grease trap locations annually and based on the information provided by Owner. CH2M HILL OMI shall provide owner monthly all non compliance of the grease trap ordinance.
- 2.26 Inspect all Owner-owned back flow preventers.
- 2.27 Perform all annual notifications for back flow testing within the City of Quincy based on the information provided by Owner. CH2M HILL OMI shall maintain records of all inspections, identified instances of non-compliance and notifications and shall provide such records to Owner on a monthly basis.
- 2.28 Upon Owner's request, OMI may lease vehicles for the project and include such cost within the annual Base Fee. The Parties shall agree upon a mark-up cost at the time of request and then include such cost into the Base Fee also.
- 2.29 Under OMI's lease with ARI, after the initial twelve (12) months OMI has the option to continue to lease the vehicle on a month to month basis; return the vehicle to ARI; or purchase the vehicle. Any time after the initial twelve (12) months, Owner may request to purchase the vehicle at OMI's cost, at which point OMI will exercise its purchase option with ARI.

**3 SCOPE OF SERVICE-OWNER**

Owner shall:

- 3.1 Provide for all Capital Expenditures.
- 3.2 Pay all Electrical Cost and Repairs as per Article 2.8 associated with the Project.
- 3.3 Maintain all existing Project warranties, guarantees, easements, and licenses that have been granted to Owner.
- 3.4 Pay all property, franchise, or other taxes associated with the Project.
- 3.5 Administer and enforce the grease trap ordinance and mail all grease trap non compliance notification letters.
- 3.6 Provide annual updates of new installations of backflow preventers within the City of Quincy.
- 3.7 Provide enforcement of any delinquent backflow preventer inspections.

**4 INDEPENDENT CONTRACTOR RELATIONSHIP**

- 4.1 CH2M HILL OMI is, and shall be, in the performance of all work services and activities under this Agreement, an Independent Contractor, and not an employee, agent or servant of the Owner. All persons engaged in any of the work or services performed pursuant to this Agreement shall at all times, and in all places, be subject to CH2M HILL OMI's sole direction, supervision, and control. CH2M HILL OMI shall exercise control over the means and manner in which it and its employees perform the work, and in all respects CH2M HILL OMI's relationship and the relationship of its employees to the Owner shall be that of an Independent Contractor and not as employees or agents of the Owner. CH2M HILL OMI does not have the power or authority to bind the Owner in any prCH2M HILL OMIsc, agreement or representation other than as specifically provided for in this Agreement.

**5 COMPENSATION**

- 5.1 Owner shall pay to CH2M HILL OMI as compensation for services performed under this Agreement a Base Fee as follows:

YEAR 1 (2007-2008)	\$841,110.00
--------------------	--------------

- 5.2 Changes in the Base Fee shall be negotiated annually, three (3) months prior to anniversary of the effective date hereof. Base Fee adjustments shall be negotiated using Labor & Benefits, Chemicals, Sludge Hauling, and Other Direct Costs as the basis of adjustment of the Base Fee. Owner and CH2M HILL OMI agree that good faith negotiations resulting in mutual agreement are the preferred methodology to be used to determine changes in the Base Fee. In the event that Owner and CH2M HILL OMI fail to agree, the Base Fee will be adjusted using the Base Fee Adjustment Formula shown in Appendix G. Upon each contract year renegotiation, CH2M HILL OMI shall continue to invoice Owner at the previous amount until the new contract year price is agreed upon. In accordance with Section 8.2 and upon written agreement between the



parties as to the new contract year base fee, CH2M HILL OMI shall issue an invoice retroactively adjusting the previous base fee amount.

- 5.3 In the event that a change in the scope of services provided by CH2M HILL OMI occurs, Owner and CH2M HILL OMI will negotiate a commensurate adjustment in the Base Fee.

## 6 PAYMENT OF COMPENSATION

- 6.1 One-twelfth (1/12) of the base fee for the current year shall be due and payable on the first of the month for each month that services are provided.
- 6.2 All other compensation to CH2M HILL OMI is due on receipt of CH2M HILL OMI's invoice and payable within forty-five (45) days.
- 6.3 Owner shall pay interest at an annual rate equal to prime rate (said amount of interest not to exceed any limitation provided by law) on payments not paid and received within thirty (30) calendar days, such interest being calculated from the due date of the payment.

## 7 INDEMNITY, LIABILITY, AND INSURANCE

- 7.1 If there are any claims for damages attributable to the negligence, errors or omissions of CH2M HILL OMI, their agents or employees while providing the services called for herein, it is understood and agreed CH2M HILL OMI shall indemnify and hold harmless the Owner from any and all losses, costs (including attorney fees), liability, damages and expenses arising out of such claims or litigation asserted as a result hereof. However, CH2M HILL OMI shall not be responsible for acts or omissions of the Owner, its agents or employees, or of third parties which result in bodily injury to persons or property.
- 7.2 CH2M HILL OMI shall be liable for all fines or civil penalties which may be imposed by a regulatory agency for any violations that are a result of CH2M HILL OMI's negligent operation. Owner will assist CH2M HILL OMI to contest any such fines in administrative proceedings and/or in court prior to any payment by Owner. CH2M HILL OMI shall pay the costs of contesting any such fines.
- 7.3 CH2M HILL OMI's liability in contract or in tort to Owner under this Agreement specifically excludes any and all indirect or consequential damages arising from the operation, maintenance, and management of the Project.
- 7.4 Each party shall obtain and maintain insurance coverage of a type and in the amounts described in Appendix D. Each party shall name the other party as an additional insured on all insurance policies covering the Project and shall provide the other party with satisfactory proof of insurance.

## 8 TERM AND TERMINATION; DEFAULT REMEDIES

- 8.1 The term of this Agreement shall be for five (5) years commencing October 1, 2007 and continuing to September 30, 2012. Thereafter, this Agreement shall be automatically renewed for successive terms of five (5) years each unless cancelled by either party not less than 120 days prior to expiration.

- 8.2 Services provided under this Agreement shall be subject to annual appropriation of funds by the Owner. In the event no funds or insufficient funds are appropriated and budgeted or are otherwise not available in any fiscal year for payment for services under this Agreement the Owner will immediately notify CH2M HILL OMI of such occurrence and this Agreement shall terminate on the last day of the fiscal year for which appropriations were received without penalty or expense to the Owner.
- 8.3 Either party may terminate this Agreement for a material breach of the Agreement by the other party after giving written notice of breach and allowing the other party thirty (30) days to correct the breach. Excepting breaches by Owner for nonpayment of CH2M HILL OMI's invoice neither party shall terminate this Agreement without giving the other party thirty (30) days written notice of intent to terminate after failure of the other party to correct the breach within thirty (30) days.
- 8.4 Upon notice of termination by Owner, CH2M HILL OMI shall assist Owner in resuming operation of the Project. CH2M HILL OMI will provide Owner at the date of termination the quantities of chemicals shown in Appendix E. Owner will pay CH2M HILL OMI for the Cost of quantities in excess of the quantities shown in Appendix E. If additional Cost is incurred by CH2M HILL OMI at request of Owner, Owner shall pay CH2M HILL OMI such Cost in accordance with Article 5.2. CH2M HILL OMI will work with Owner to transfer all software licenses and pertinent operational documentation to Owner, subject to licensing provisions.

**9 LABOR DISPUTES, FORCE MAJEURE**

- 9.1 In the event activities by Owner's employee groups or unions cause a disruption in CH2M HILL OMI's ability to perform at the Project, Owner, with CH2M HILL OMI's assistance or CH2M HILL OMI, after consultation with the Owner, may seek appropriate injunctive court orders. During any such disruption CH2M HILL OMI shall operate the facilities on a best-efforts basis until any such disruptions cease.
- 9.2 Neither party shall be liable for its failure to perform its obligations under this Agreement if performance is made impractical, abnormally difficult, or abnormally costly, as a result of any unforeseen occurrence beyond its reasonable control. The party invoking this Force Majeure clause shall notify the other party immediately by verbal communication and in writing by certified mail of the nature and extent of the contingency within ten (10) working days after its occurrence.

**10 ACCESS TO FACILITIES AND PROPERTY**

- 10.1 Owner will make its facilities accessible to CH2M HILL OMI as required for CH2M HILL OMI's performance of its services, and will secure access to any other Owner property necessary for performance of CH2M HILL OMI's services.
- 10.2 CH2M HILL OMI shall provide 24-hour per day access to Project for Owner's personnel. Visits may be made at any time by any of Owner's employees so designated by Owner's Representative. Keys for the Project shall be provided to Owner by CH2M HILL OMI. All visitors to the Project shall comply with CH2M HILL OMI's operating and safety procedures.

**11 CHANGES**

Owner and CH2M HILL OMI may mutually make changes within the general scope of services of this Agreement. The contract price and schedule will be equitably adjusted pursuant to a written Change Order, Modification or Amendment to the Agreement executed by both parties.

**12 NO THIRD PARTY BENEFICIARIES**

This Agreement gives no rights or benefits to anyone other than Owner and CH2M HILL OMI and has no third party beneficiaries.

**13 JURISDICTION**

This Agreement shall be governed by and interpreted in accordance with the laws of the State of Florida.

**14 SEVERABILITY AND SURVIVAL**

If any of the provisions contained in this Agreement are held for any reason to be invalid, illegal, or unenforceable, the enforceability of the remaining provisions shall not be impaired thereby.

**15 FINES AND CIVIL PENALTIES**

CH2M HILL OMI shall be liable for those fines or civil penalties which may be imposed by a regulatory agency for violations of the effluent quality and water quality requirements specified in Appendix C, that are a result of CH2M HILL OMI's negligent operation.

**16 AUTHORITY**

Both parties represent and warrant to the other party that the execution delivery and performance of this Agreement has been duly authorized by the responsible parties thereof. Both parties warrant that all required approvals have been obtained and the executing party below has such authority to bind the party.

**17 ENTIRE AGREEMENT**

This Agreement, together with all exhibits attached to this Agreement, contains all representations and the entire understanding between the parties with respect to the subject matter of this Agreement. Any prior correspondence, memoranda, or agreements, whether or not such correspondence, memoranda or agreements are in conflict with this Agreement, are intended to be replaced in total by this Agreement and its exhibits. The parties mutually declare there are no oral understandings or promises not contained in the Agreement which contains the complete, integrated, and final agreement between the parties.

OPERATIONS MANAGEMENT  
INTERNATIONAL, INC.

CITY OF QUINCY, FLORIDA

By: Roger B. Quayle

By: Keith A Dowdell

Name: ROGER B. QUAYLE

Name: Keith Dowdell

Title: Sr. Vice President

Title: Mayor

Date: 11/05/2007

Date: August 28, 2007

K

Appendix A  
**DEFINITIONS**

- A.1. "Base Fee" means the compensation paid by Owner to CH2M HILL OMI for the base services defined in Article 4.1 of this Agreement for any year of the Agreement. This compensation does not include payments for Requests by Owner that are incidental to or outside the Scope of Services.
- A.2. "Capital Expenditures" means any expenditures for (1) the purchase of new equipment or facility items that cost more than Two Thousand Dollars (\$2,000.00); or (2) Major Repairs; or (3) expenditures that are planned, non-routine, and budgeted by Owner.
- A.3. "Change in the Scope of Services" means those events or services which either change the basis of cost or add additional scope to the services provided in this Agreement which are anticipated as long term events (greater than one year). Such events or services include but are not limited to, services and/or cost presently the responsibility of Owner, newly mandated regulatory requirements, construction and the impacts thereof, and changes in the Project(s) characteristics.
- A.4. "Cost" means the total of all costs determined on an accrual basis in accordance with Generally Accepted Accounting Principles (GAAP), including but not limited to direct labor, labor overhead, chemicals, materials, supplies, utilities, equipment, maintenance, repair, and outside services.
- A.5. "Incidental Services" means those services requested by Owner incidental to/or not specifically identified or included in CH2M HILL OMI's Costs, but are related or similar in nature to the services contemplated under this Agreement, including but not limited to, services and/or cost for plant or facility upgrades, rate studies, short term construction and the impacts thereof, engineering studies, and other short term incidental projects.
- A.6. "Maintenance" means the cost of those routine and/or repetitive activities required or recommended by the equipment or facility manufacturer or CH2M HILL OMI to maximize the service life of the equipment, sewer, vehicles, and facility.
- A.7. "Major Repairs" means those repairs that significantly extend equipment or facility service life and cost more than Two Thousand Dollars (\$2,000.00).
- A.8. "Preventive Maintenance" means the cost of those routine and/or repetitive activities required or recommended by the equipment or facility manufacturer or CH2M HILL OMI to maximize the service life of the equipment, sewer, vehicles, and facility.
- A.9. "Project" means all equipment, vehicles, grounds, and facilities described in Appendix B and where appropriate, the operations, maintenance, and management of such.
- A.10. "Repairs" means the cost of those nonroutine/nonrepetitive activities required for operational continuity, safety, and performance generally resulting from failure or to avert a failure of the equipment, sewer, vehicle, or facility or some component thereof. Repairs shall be budgeted and paid for by Owner.
- A.11. "Repairs Cost" means the cost of those non-routine/non-repetitive activities required for operational continuity, safety, and performance generally resulting from failure or to avert a failure of the equipment, sewer, vehicle, or facility or some component thereof. Repairs shall be budgeted and paid for by Owner.



**Appendix B**  
**LOCATION OF PROJECT**

- B.1 CH2M HILL OMI agrees to provide the services necessary for the management, operation, and maintenance of the following:
- a) All equipment, vehicles, grounds, and facilities now existing within the current property boundaries of or being used to operate Owner's Wastewater Treatment Plant located at 300 North GFA Drive.
  - b) All equipment, vehicles, grounds, and facilities now existing within the current property boundaries of or being used to operate Owner's Water Treatment Plant located at 915 South Adams Street and wells at the following locations:
    - 1) South Stewart Street
    - 2) 6215 Memorial Blue Star Hwy.
    - 3) North Adams Street
  - c) All equipment, vehicles, grounds, and facilities now existing within the current property boundaries of the lift stations described as follows:
    - 1) West Circle Drive
    - 2) South Key Street
    - 3) South Virginia Street
    - 4) West Carolina Street
    - 5) West Sharon Street
    - 6) Lake Talquin Road (Jail)
    - 7) Lake Talquin Road (IFUS)
    - 8) Joe Adams Road (Industrial Park)
    - 9) Washington Street
    - 10) Wal-mart
  - d) All equipment, grounds, and facilities now existing within the current property boundaries of elevated storage tanks described as follows:
    - 1) North Adams Street
    - 2) South Roberts Street
    - 3) South Virginia Street
  - e) All equipment, grounds, and facilities now existing within the current property boundaries of ground storage tanks described as follows:
    - 1) North Adams Street

Appendix C  
PROJECT CHARACTERISTICS AND REQUIREMENTS

**NPDES PERMIT AND PROJECT CHARACTERISTICS**

- C.1 CH2M HILL OMI will operate Project so that effluent will meet the requirement of NPDES permit No. FL0029033 (copy attached) and FDEP Permit No. DT20-236954. CH2M HILL OMI shall be responsible for meeting the effluent quality requirements of Owner's NPDES permit unless one or more of the following occurs; (1) the Project influent does not contain Adequate Nutrients to support operation of Project biological processes and/or contains Biologically Toxic Substances that cannot be removed by the existing process and facilities; (2) dischargers into Owner's sewer system violate any or all regulations as stated in the Water and Sewer Ordinance and, (3) the flow, influent BOD<sub>5</sub>, and/or suspended solids exceeds the Project design parameters, which are 1.50 million gallons of flow per day, 3,128 pounds of BOD<sub>5</sub> per day, 3,128 pounds of suspended solids, and a daily peaking factor of 1.8 times flow.
- C.2 In the event any one of the Project influent characteristics, suspended solids, BOD, or flow, exceeds the design parameters stated above, CH2M HILL OMI shall return the plant effluent to the characteristics required by the NPDES permit in accordance with the following schedule after Project influent characteristics return to within design parameters.

<u>Characteristics Exceeding Design Parameters By</u>	<u>Recovery Period Maximum</u>
10% or Less	5 days
Above 10% Less than 20%	10 days
20% and Above	30 days

Notwithstanding the above schedule, if the failure to meet effluent quality limitations is caused by the presence of Biologically Toxic Substances or the lack of Adequate Nutrients in the influent, then CH2M HILL OMI will have a thirty (30) day recovery period after the influent is free from said substances or contains Adequate Nutrients..

- C.3 CH2M HILL OMI shall not be responsible for fines or legal action as a result of discharge violations within the period that influent exceeds design parameters, does not contain Adequate Nutrients, contains Biologically Toxic Substances, and the subsequent recovery period, unless caused by CH2M HILL OMI's negligence or as a result of C.2 above.
- C.4 The estimated costs for services under this Agreement are based on the following Project characteristics:

Flow	.885	gallons per day
BOD	1098	pounds per day
TSS	1063	pounds per day

The above characteristics are the actual twelve (12) month averages prior to the date services are provided under this Agreement. Any change of ten percent (10%) or more in any of these characteristics, based on a twelve (12) month moving average, will constitute a change in scope.

## RAW WATER QUALITY AND FINISHED WATER REQUIREMENTS

- C.5 CH2M HILL OMI will operate the Project so the treated potable water will meet requirements of the State of Florida and U.S. EPA for Public Water Systems and National Primary Water Treatment Regulations. CH2M HILL OMI shall be responsible for meeting potable water quality limitations established therein unless the raw water supply contains toxic materials or other substances which cannot be removed by the existing processes and facilities. In this event CH2M HILL OMI makes all reasonable efforts to get the water plant into compliance.
- C.6 CH2M HILL OMI will operate the Project and supply the community with a sufficient quantity of potable water unless:
- 1) The demand for water exceeds the design capacity of the facilities specified in Appendix B.
  - 2) Raw water supply is insufficient to meet the demand.
- C.7 CH2M HILL OMI shall not be responsible for fines or legal actions arising from:
- 1) Toxic or foreign substances contained in raw water supply, unless caused by CH2M HILL OMI's negligence
  - 2) Insufficient raw water supply, unless caused by CH2M HILL OMI's negligence
  - 3) Vandalism
  - 4) Acts of God, or
  - 5) Any other event not under CH2M HILL OMI's control
- C.8 The estimated cost for services under this Agreement is based on an average production of 1.4 mgd. Any change of five percent (5%) in average daily production based upon twelve (12) month moving average will constitute a change in scope.



Appendix D  
INSURANCE COVERAGE

D.1 CH2M HILL OMI shall maintain:

- ◆ Statutory workers' compensation for all of CH2M HILL OMI's employees at the Project as required by the State of Florida.
- ◆ Comprehensive general liability insurance in an amount not less than Five Million Dollars (\$5,000,000.00) combined single limits for bodily injury and/or property damage.
- ◆ Comprehensive Automobile and Vehicle Liability Insurance with One Million Dollars (\$1,000,000.00) combined single limits; covering claims for injuries to members of the public and/or damages to property of others arising from the use of CH2M HILL OMI owned or leased motor vehicles, including onsite and offsite operations.
- ◆ Property and physical damage insurance for all vehicles and equipment owned by Owner and operated by CH2M HILL OMI under this Agreement as set forth in Appendix F.
- ◆ A performance bond in an amount equal to the annual Base Fee.

D.2 Owner shall maintain:

- ◆ Property damage insurance for all property owned by Owner, with any property not properly or fully insured being the financial responsibility of Owner.

Appendix E  
**THIRTY-DAY INVENTORY**

**WASTEWATER PLANT**

1200 lbs.  
1 tote  
2500 lbs.

Chlorine  
Sodium Bisulfite  
Lime

**WATER PLANT**

900 lbs.  
150 gallons

Chlorine  
Fluoride

Appendix F  
CITY OWNED VEHICLE AND EQUIPMENT

Vehicle number	Description	Vehicle I.D. Number
U-25	1990 Chevrolet S-10	1gccs14eol8104254
U-32	1998 Chevrolet 1500	1gceel14w3wz252167
U-5	1988 Dodge 350	1bgmd3457gs661306
	1990 Kenworth W900	2xkwd29x6mm562234
	1998 Kioti Tractor w/ loader	200281
	60" bush hog grooming mower	
	48" bush hog rotary mower	201028
	1968 Butler tank trailer	6757nam
	2004 Anderson equipment trailer	
	1998 Utility trailer	
	1998 Toro self propelled mower 30"	200280

Appendix G  
**BASE FEE ADJUSTMENT FORMULA**

$$ABF = BF \times AF$$

Where:

- BF = Base Fee specified in Section 5.1
- ABF = Adjusted Base Fee
- AF = Adjustment Factor as determined by the formula:

$$AF = \frac{1}{[(ECI) .50 + ((CPI) .50)]}$$

- ECI = The twelve month percent change (from the second quarter of the prior year to the second quarter in the current year) in the Employment Cost Index for Total Compensation for All Civilian Workers, and All Workers, Not Seasonally Adjusted as published by U. S. Department of Labor, Bureau of Labor Statistics in the Detailed Report Series ID: CUJ1010000000001 (B,C).
- CPI = The twelve month percent change (from July of the prior year to July of the current year) in the Consumer Price Index for the U.S. City Average, All Items, Not Seasonally Adjusted as published by U.S. Department of Labor, Bureau of Labor Statistics in the CPI Detailed Report Series Id: CUJR000SA0.

**AMENDMENT NO.1**  
**to the**  
**AGREEMENT**  
**for**  
**OPERATIONS, MAINTENANCE AND**  
**MANAGEMENT SERVICES**  
**for the**  
**CITY OF QUINCY, FLORIDA**

THIS AMENDMENT NO. 1 (the "Amendment") is made and entered into the 1<sup>st</sup> day of October, 2008 by and between the City of Quincy (hereinafter "Owner") and Operations Management International, Inc. (hereinafter "CH2M HILL OMI") (collectively, the "Parties").

WHEREAS, the Parties entered into that certain Agreement for Operations, Maintenance and Management Services for the City of Quincy, Florida on October 1, 2007;

WHEREAS, the Parties now wish to further modify the Agreement as set forth herein.

NOW THEREFORE, effective October 1, 2008, Owner and CH2M HILL OMI agree that the Agreement shall be and is hereby amended and modified in the following manner:

1. Article 5.1 is deleted in entirety and replaced with the following Article 5.1:

5. COMPENSATION

5.1 Owner shall pay to CH2M HILL OMI as compensation for services performed under this Agreement a Base Fee as follows:

YEAR 2 (2008-2009)	\$ 875,270
--------------------	------------

Except as expressly set forth herein, all other terms and conditions of the Agreement remain in full force and effect. This Amendment and the Agreement represent the entire understanding between the Parties and supersedes all prior oral and written understandings between the Parties with respect to the subject matter set forth herein. Neither this Amendment nor the Agreement may be modified except in writing signed by an authorized representative of the Parties.

Both parties indicate their approval of this Agreement by their signature below.

Authorized Signature:

**OPERATIONS MANAGEMENT  
INTERNATIONAL**

\_\_\_\_\_  
Name: Roger Quayle  
Title: Sr. Vice President / Project Delivery  
Date: \_\_\_\_\_

Authorized Signature:

**CITY OF QUINCY, FLORIDA**

\_\_\_\_\_  
Name: Andy Gay  
Title: Mayor  
Date: \_\_\_\_\_

\_\_\_\_\_  
Name: Jack McClean  
Title: City Manager  
Date: \_\_\_\_\_

**AMENDMENT NO.2**  
**to the**  
**AGREEMENT**  
**for**  
**OPERATIONS, MAINTENANCE AND**  
**MANAGEMENT SERVICES**  
**for the**  
**CITY OF QUINCY, FLORIDA**

THIS AMENDMENT NO. 2 (the "Amendment") is made and entered into the 1<sup>st</sup> day of October, 2009 by and between the City of Quincy (hereinafter "Owner") and Operations Management International, Inc. (hereinafter "CH2M HILL OMI") (collectively, the "Parties").

WHEREAS, the Parties entered into that certain Agreement for Operations, Maintenance and Management Services for the City of Quincy, Florida on October 1, 2007;

WHEREAS, the Parties now wish to further modify the Agreement as set forth herein.

NOW THEREFORE, effective October 1, 2009, Owner and CH2M HILL OMI agree that the Agreement shall be and is hereby amended and modified in the following manner:

1. Article 3 is revised to add the following:

3. SCOPE OF SERVICE-OWNER

3.8 If an Owner's customer has a positive or failing bacteriological test that requires additional testing persistent to the ground water rule the owner is responsible for these test fees for the period of October 1, 2009 to September 30, 2010.

2. Article 5.1 is deleted in entirety and replaced with the following Article 5.1:

5. COMPENSATION

5.1 Owner shall pay to CH2M HILL OMI as compensation for services performed under this Agreement a Base Fee as follows:

YEAR 3 (2009-2010)	\$ 875,270
--------------------	------------

Except as expressly set forth herein, all other terms and conditions of the Agreement remain in full force and effect. This Amendment and the Agreement represent the entire understanding between the Parties and supersedes all prior oral and written understandings between the Parties with respect to the subject matter set forth herein. Neither this Amendment nor the Agreement may be modified except in writing signed by an authorized representative of the Parties.

Both parties indicate their approval of this Agreement by their signature below.

Authorized Signature:

Authorized Signature:

**OPERATIONS MANAGEMENT  
INTERNATIONAL**

**CITY OF QUINCY, FLORIDA**

\_\_\_\_\_  
Name: Natalie Eldredge  
Title: Vice President  
Date: \_\_\_\_\_

\_\_\_\_\_  
Name: Andy Gay  
Title: Mayor  
Date: \_\_\_\_\_

\_\_\_\_\_  
Name: Jack McLean  
Title: City Manager  
Date: \_\_\_\_\_

**AMENDMENT NO. 3**  
**to the**  
**AGREEMENT**  
**for**  
**OPERATIONS, MAINTENANCE AND**  
**MANAGEMENT SERVICES**  
**for the**  
**CITY OF QUINCY, FLORIDA**

THIS AMENDMENT NO. 3 (the "Amendment") is made and entered into the \_\_\_\_\_ day of \_\_\_\_\_, 2010 by and between the City of Quincy (hereinafter "Owner") and Operations Management International, Inc. (hereinafter "CH2M HILL OMI") (collectively, the "Parties").

WHEREAS, the Parties entered into that certain Agreement for Operations, Maintenance and Management Services for the City of Quincy, Florida on October 1, 2007;

WHEREAS, the Parties now wish to further modify the Agreement as set forth herein.

NOW THEREFORE, effective October 1, 2010, Owner and CH2M HILL OMI agree that the Agreement shall be and is hereby amended and modified in the following manner:

1. Article 5.1 is deleted in its entirety and replaced with the following Article 5.1:

**5. COMPENSATION**

5.1 Owner shall pay to CH2M HILL OMI as compensation for services performed under this Agreement a Base Fee as follows:

YEAR 4 (2010-2011)                      \$ 892,775

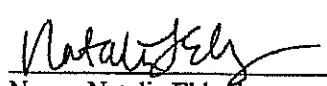
2. Appendix G is deleted in its entirety and replaced with the attached Appendix G.

Except as expressly set forth herein, all other terms and conditions of the Agreement remain in full force and effect. This Amendment and the Agreement represent the entire understanding between the Parties and supersedes all prior oral and written understandings between the Parties with respect to the subject matter set forth herein. Neither this Amendment nor the Agreement may be modified except in writing signed by an authorized representative of the Parties.

Both parties indicate their approval of this Agreement by their signature below.

Authorized Signature:


**OPERATIONS MANAGEMENT  
INTERNATIONAL**

  
Name: Natalie Eldredge  
Title: Vice President  
Date: 10/12/10

Authorized Signature:

**CITY OF QUINCY, FLORIDA**

  
Name: L. Finley Cook  
Title: Mayor  
Date:

  
Name: Jack L. McLean Jr.  
Title: City Manager  
Date:



**AMENDMENT NO. 4  
to the  
AGREEMENT  
for  
OPERATIONS, MAINTENANCE AND MANAGEMENT SERVICES  
for the  
CITY OF QUINCY, FLORIDA**

THIS AMENDMENT NO. 4 (the "Amendment") is made and entered into the \_\_\_\_\_ day of \_\_\_\_\_, 2011 by and between the City of Quincy (hereinafter "Owner") and Operations Management International, Inc. (hereinafter "CH2M HILL OMI") (collectively, the "Parties").

WHEREAS, the Parties entered into that certain Agreement for Operations, Maintenance and Management Services for the City of Quincy, Florida on October 1, 2007;

WHEREAS, the Parties now wish to further modify the Agreement as set forth herein.

NOW THEREFORE, effective October 1, 2011, Owner and CH2M HILL OMI agree that the Agreement shall be and is hereby amended and modified in the following manner:

1. Article 5.1 is deleted in its entirety and replaced with the following Article 5.1:

5. COMPENSATION

5.1 Owner shall pay to CH2M HILL OMI as compensation for services performed under this Agreement a Base Fee as follows:

YEAR 5 (2010-2011)                      \$913,775

2. Appendix F is deleted in its entirety and replaced with the attached Appendix F.

Except as expressly set forth herein, all other terms and conditions of the Agreement remain in full force and effect. This Amendment and the Agreement represent the entire understanding between the Parties and supersedes all prior oral and written understandings between the Parties with respect to the subject matter set forth herein. Neither this Amendment nor the Agreement may be modified except in writing signed by an authorized representative of the Parties.

Both parties indicate their approval of this Agreement by their signature below.

Authorized Signature:

Authorized Signature:

**OPERATIONS MANAGEMENT  
INTERNATIONAL**

**CITY OF QUINCY, FLORIDA**

\_\_\_\_\_  
Name: Natalie Eldredge

Title: Vice President

Date: \_\_\_\_\_

\_\_\_\_\_  
Name: Derrick Elias

Title: Mayor

Date: \_\_\_\_\_

\_\_\_\_\_  
Name: Jack L. McLean Jr.

Title: City Manager

Date: \_\_\_\_\_

Appendix F

**CITY OWNED VEHICLE AND EQUIPMENT**

<b>Vehicle number</b>	<b>Description</b>	<b>Vehicle I.D. Number</b>
U-32	1998 Chevrolet 1500	1gcec14w3wz252167
U-5	1988 Dodge 350	1bgmd3457gs661306
	1998 Kioti Tractor w/ loader	200281
	48" bush hog rotary mower	201028
	1980 Trailmobile tank	1PTG23VJ34000310
	2004 Anderson equipment trailer	
	1998 Utility trailer	
	1998 Toro self propelled mower 30"	200280

**AMENDMENT NO. 5**  
**to the**  
**AGREEMENT**  
**for**  
**OPERATIONS, MAINTENANCE AND MANAGEMENT SERVICES**  
**for the**  
**CITY OF QUINCY, FLORIDA**

THIS AMENDMENT NO. 5 (the "Amendment") is made and entered into the 23rd day of October, 2012 by and between the City of Quincy (hereinafter "Owner") and Operations Management International, Inc. (hereinafter "CH2M HILL OMI") (collectively, the "Parties").

WHEREAS, the Parties entered into that certain Agreement for Operations, Maintenance and Management Services for the City of Quincy, Florida on October 1, 2007;

WHEREAS, the Parties now wish to further modify the Agreement as set forth herein.

NOW THEREFORE, effective October 1, 2012, Owner and CH2M HILL OMI agree that the Agreement shall be and is hereby amended and modified in the following manner:

1. Article 2.7 is hereby deleted in its entirety and replaced with the following Article 2.7:
  - 2.7 Provide and document all Repairs for the Project. All individual repairs over *Two Thousand Five Hundred (\$2,500.00)* will be paid by the Owner.
2. Article 2.8 is hereby deleted in its entirety and replaced with the following Article 2.8:
  - 2.8 *See Article 5.4 for Repairs budget.*
3. Article 2.9 is hereby deleted in its entirety and replaced with the following Article 2.9:
  - 2.9 *"RESERVED/NOT USED"*
4. Article 3.2 is hereby deleted in its entirety and replaced with the following Article 3.2:
  - 3.2 Pay all Electrical Cost associated with the Project.
5. Article 5.1 is hereby deleted in its entirety and replaced with the following Article 5.1:
  - 5.1 Owner shall pay to CH2M HILL OMI as compensation for services performed under this Agreement a Base Fee as follows:

<i>YEAR 6 (10/1/2012-9/30/2013)</i>	<i>\$943,775</i>
-------------------------------------	------------------

6. Article 5.4 is hereby added to the Agreement as Article 5.4:

5.4 *The total amount CH2M HILL OMI shall be required to pay for Repairs shall not exceed the annual Repairs Limit of \$30,000 during the period of October 1, 2012 to September 30, 2013 (Year 6) of this Agreement. CH2M HILL OMI shall provide Owner with a monthly detailed invoice of Repairs costs charged against the annual Repairs Limit and the Repairs Limit balance remaining. CH2M HILL OMI to seek Owner's written approval prior to incurring repair costs in excess of the annual Repairs Limit. Owner agrees to pay CH2M HILL OMI for repair costs in excess of the annual Repairs Limit when approved in writing CH2M HILL OMI will rebate to Owner the entire amount that the cost of Repairs is less than the annual Repairs Limit. The Repairs Limit shall be negotiated each year, three (3) months prior to anniversary of the effective date hereof in accordance with Article 5.2; should Owner and CH2M HILL OMI fail to agree, the Repairs Limit will remain unchanged from the prior annual Repairs Limit.*

7. Article 6.3 is hereby deleted in its entirety and replaced with the following Article 6.3:

6.3 Owner shall pay interest at an annual rate *equal to the current US Prime Rate* on payments not paid and received within forty five (45) calendar days, such interest being calculated from the due date of the payment.

8. Article 8.1 is hereby deleted and replaced with the following Article 8.1:

8.1 *The term of this Agreement shall be extended for an additional five (5) years commencing October 1, 2012 and continuing to September 30, 2017. Thereafter, this Agreement shall be automatically renewed for successive terms of three (3) years each unless cancelled by either party not less than 120 days prior to expiration.*

9. Appendix A.2 "Capital Expenditures" is hereby deleted in its entirety and replaced with the following Appendix A.2:

A.2 "Capital Expenditures" means any expenditures for (1) the purchase of new equipment or facility items that cost more than Two Thousand Five Hundred Dollars (\$2,500.00); or (2) Major Repairs that cost more than *Two Thousand Five Hundred Dollars (\$2,500.00)*; or (3) expenditures that are planned, non-routine, and budgeted by Owner.

10. Appendix A.7 "Major Repairs" is hereby deleted in its entirety and replaced with the following Appendix A.7:

A.7 "Major Repairs" means those repairs that significantly extend equipment or facility service life and cost more than *Two Thousand Five Dollars (\$2,500.00)*.

11. Appendix A.10 "Repairs" is hereby deleted in its entirety and replaced with the following Appendix A.10:

A.10 "Repairs" means the cost of those nonroutine/nonrepetitive activities required for operational continuity, safety, and performance generally resulting from failure or to avert a failure of the equipment, sewer, vehicle, or facility or some component thereof. Repairs shall be budgeted and paid *for in accordance with Article 5.4.*

12. Appendix A.11 "Repairs Cost" is hereby deleted in its entirety and replaced with the following Appendix A.11:

A.11 "Repairs Cost" means the cost of those non-routine/non-repetitive activities required for operational continuity, safety, and performance generally resulting from failure or to avert a failure of the equipment, sewer, vehicle, or facility or some component thereof. Repairs shall be budgeted and *paid for in accordance with Article 5.4.*

CH2M HILL OMI and the Owner will meet in June 2013, or whichever month, the new biosolids' handling facility becomes operational in order to discuss and negotiate a change in the Agreement's Base Fee. The change in Agreement's Base Fee may increase or decrease the annual amount depending on if CH2M HILL OMI will haul biosolids or if the Owner selects a different contractor to haul biosolids from the new biosolids' handling facility.

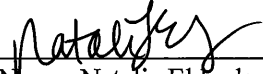
13. Appendix G is hereby deleted in its entirety and replaced with the attached Appendix G.

Except as expressly set forth herein, all other terms and conditions of the Agreement remain in full force and effect. This Amendment and the Agreement represent the entire understanding between the Parties and supersedes all prior oral and written understandings between the Parties with respect to the subject matter set forth herein. Neither this Amendment nor the Agreement may be modified except in writing signed by an authorized representative of the Parties.

Both parties indicate their approval of this Agreement by their signature below.

Authorized Signature:


**OPERATIONS MANAGEMENT  
INTERNATIONAL**


  
\_\_\_\_\_  
Name: Natalie Eldredge  
Title: Vice President  
Date: 10/31/12

B.S.K.  
10/31/12

Authorized Signature:

**CITY OF QUINCY, FLORIDA**

  
\_\_\_\_\_  
Name: Angela Sapp  
Title: Mayor  
Date: 10/23/12

  
\_\_\_\_\_  
Name: Jack L. McLean Jr.  
Title: City Manager  
Date: 10/23/12

**Appendix G**  
**BASE FEE ADJUSTMENT FORMULA**

$$ABF = BF \times AF$$

Where:

- BF = Base Fee specified in Section 5.1
- ABF = Adjusted Base Fee
- AF = Adjustment Factor as determined by the formula:

$$AF = [((ECI) .50 + ((CPI),50)]$$

- ECI = The twelve month percent change (from the first quarter of the prior year to the first quarter in the current year) in the Employment Cost Index for Total Compensation for All Civilian Workers, and All Workers, Not Seasonally Adjusted as published by U. S. Department of Labor, Bureau of Labor Statistics in the Detailed Report Series ID: CIU1010000000000I (B,C).
- CPI = The twelve month percent change (from March of the prior year to March of the current year) in the Consumer Price Index for the U.S. City Average, All Items, Not Seasonally Adjusted as published by U.S. Department of Labor, Bureau of Labor Statistics in the CPI Detailed Report Series Id: CUUR000SA0.

*Clarification: The above Base Fee Adjustment Formula does not include the annual Repairs Limit (Section 5.4) in the calculation.*

**AMENDMENT NO. 6**  
**to the**  
**AGREEMENT**  
**for**  
**OPERATIONS, MAINTENANCE AND MANAGEMENT SERVICES**  
**for the**  
**CITY OF QUINCY, FLORIDA**

**THIS AMENDMENT NO. 6** (the "Amendment") is made and entered into the \_\_\_\_\_ day of \_\_\_\_\_, 2013 by and between the City of Quincy, Florida (hereinafter "Owner") and Operations Management International, Inc. (hereinafter "CH2M HILL OMI") (collectively, the "Parties").

**WHEREAS**, the Parties entered into that certain Agreement for Operations, Maintenance and Management Services for the City of Quincy, Florida on October 1, 2007;

**WHEREAS**, the Parties now wish to further modify the Agreement as set forth herein.

**NOW THEREFORE**, effective October 1, 2013, Owner and CH2M HILL OMI agree that the Agreement shall be and is hereby amended and modified in the following manner:

1. Article 5.1 is hereby deleted in its entirety and replaced with the following Article 5.1:

5.1 Owner shall pay to CH2M HILL OMI as compensation for services performed under this Agreement a Base Fee as follows:

<i>YEAR 7 (10/1/2013-9/30/2014)</i>	<i>\$959,309</i>
-------------------------------------	------------------

2. Article 5.4 is hereby added to the Agreement as Article 5.4:

5.4 *The total amount CH2M HILL OMI shall be required to pay for Repairs shall not exceed the annual Repairs Limit of \$30,000 during the period of October 1, 2013 to September 30, 2014 (Year 6) of this Agreement. CH2M HILL OMI shall provide Owner with a monthly detailed invoice of Repairs costs charged against the annual Repairs Limit and the Repairs Limit balance remaining. CH2M HILL OMI to seek Owner's written approval prior to incurring repair costs in excess of the annual Repairs Limit. Owner agrees to pay CH2M HILL OMI for repair costs in excess of the annual Repairs Limit when approved in writing CH2M HILL OMI will rebate to Owner the entire amount that the cost of Repairs is less than the annual Repairs Limit. The Repairs Limit shall be negotiated each year, three (3) months prior to anniversary of the effective date hereof in accordance with Article 5.2; should Owner and CH2M HILL OMI fail to agree, the Repairs Limit will remain unchanged from the prior annual Repairs Limit.*

Except as expressly set forth herein, all other terms and conditions of the Agreement remain in full force and effect. This Amendment and the Agreement represent the entire understanding between the Parties and supersedes all prior oral and written understandings between the Parties

with respect to the subject matter set forth herein. Neither this Amendment nor the Agreement may be modified except in writing signed by an authorized representative of the Parties.

Both parties indicate their approval of this Agreement by their signature below.

Authorized Signature:

Authorized Signature:

**OPERATIONS MANAGEMENT  
INTERNATIONAL**

**CITY OF QUINCY, FLORIDA**

\_\_\_\_\_  
Name: Natalie Eldredge

Title: Vice President

Date: \_\_\_\_\_

\_\_\_\_\_  
Name: Keith Dowdell

Title: Mayor

Date: \_\_\_\_\_

\_\_\_\_\_  
Name: Jack L. McLean Jr.

Title: City Manager

Date: \_\_\_\_\_



**AMENDMENT NO. 7**  
**to the**  
**AGREEMENT**  
**for**  
**OPERATIONS, MAINTENANCE AND**  
**MANAGEMENT SERVICES**  
**for the**  
**CITY OF QUINCY, FLORIDA**

THIS AMENDMENT NO. 7 (the "Amendment") is made and entered into the \_\_\_\_\_ day of September, 2014 by and between the City of Quincy (hereinafter "Owner") and Operations Management International, Inc. (hereinafter "CH2M HILL OMI"), each a "Party" and collectively the "Parties".

WHEREAS, the Parties entered into that certain Agreement for Operations, Maintenance and Management Services for the City of Quincy, Florida on October 1, 2007 ("Agreement");

WHEREAS, for good and valuable consideration, the receipt and legal sufficiency of which are hereby acknowledged, the Parties now wish to further modify the Agreement as set forth herein.

NOW THEREFORE, effective October 1, 2014, ("Effective Date") Owner and CH2M HILL OMI agree that the Agreement shall be and is hereby amended and modified in the following manner:

1. Article 5.1 is hereby deleted in its entirety and replaced as follows:

5.1 Owner shall pay to CH2M HILL OMI as compensation for services performed under this Agreement a Base Fee as follows:

YEAR 8 (2014-2015)	\$ 974,643
--------------------	------------

2. Article 5.4 is hereby deleted in its entirety and replaced as follows:

5.4 The total amount CH2M HILL OMI shall be required to pay for Repairs shall not exceed the annual Repairs Limit of \$30,000 during the period of October 1, 2014 to September 30, 2015 (Year 8) of this Agreement. CH2M HILL OMI shall provide Owner with a monthly detailed invoice of Repairs costs charged against the annual Repairs Limit and the Repairs Limit balance remaining. CH2M HILL OMI to seek Owner's written approval prior to incurring repair costs in excess of the annual Repairs Limit. Owner agrees to pay CH2M HILL OMI for repair costs in excess of the annual Repairs Limit and CH2M HILL OMI will rebate to Owner the entire amount that the cost of Repairs is less than the annual Repairs Limit. The Repairs Limit shall be negotiated each year, three (3) months prior to the anniversary of the Effective Date in accordance with Article 5.2; should Owner and CH2M HILL OMI fail to agree, the Repairs Limit will remain unchanged from the prior annual Repairs Limit.

3. Appendix B is hereby deleted in its entirety and replaced with Appendix B which is attached hereto and made a part hereof by this reference.

4. Appendix F is hereby deleted in its entirety and replaced with Appendix F which is attached hereto and made a part hereof by this reference.

This Amendment No. 7, together with all previous amendments, the Agreement, and the Letter Agreement for the Payment of Past Due Invoices dated November 8, 2013, constitutes the entire agreement between the Parties and supersedes all prior oral and written understandings with respect to the subject matter set forth herein. Unless specifically stated all other terms and conditions of the Agreement shall remain in full force and effect. Neither this Amendment nor the Agreement may be modified except in writing signed by an authorized representative of the Parties.

Both parties indicate their approval of this Amendment No. 7 by their signature below.

Authorized Signature:

Authorized Signature:

**OPERATIONS MANAGEMENT  
INTERNATIONAL**

**CITY OF QUINCY, FLORIDA**

\_\_\_\_\_  
Name: \_\_\_\_\_  
Title: \_\_\_\_\_  
Date: \_\_\_\_\_

\_\_\_\_\_  
Name: Derrick Elias  
Title: Mayor  
Date: \_\_\_\_\_

\_\_\_\_\_  
Name: Mike Wade  
Title: Interim City Manager  
Date: \_\_\_\_\_

## Appendix B

### LOCATION OF PROJECT

- B.1 CH2M HILL OMI agrees to provide the services necessary for the management, operation, and maintenance of the following:
- a) All equipment, vehicles, grounds, and facilities new existing within the current property boundaries of or being used to operate Owner's Wastewater Treatment Plant located at 300 North GFA Drive.
  - b) All equipment, vehicles, grounds, and facilities now existing within the current property boundaries of or being used to operate Owner's Water Treatment Plant located at 915 South Adams Street and wells at the following locations:
    - 1) South Stewart Street
    - 2) 6215 Memorial Blue Star Hwy.
    - 3) North Adams Street
  - c) All equipment, vehicles, grounds, and facilities now existing within the current property boundaries of the lift stations described as follows:
    - 1) West Circle Drive
    - 2) South Key Street
    - 3) South Virginia Street
    - 4) West Carolina Street
    - 5) West Sharon Street
    - 6) Lake Talquin Road (Jail)
    - 7) Lake Talquin Road (IFUS)
    - 8) Joe Adams Road (Industrial Park)
    - 9) Washington Street
    - 10) Wal-mart
  - d) All equipment, grounds, and facilities now existing within the current property boundaries of elevated storage tanks described as follows:
    - 1) North Adams Street
    - 2) South Roberts Street
    - 3) South Virginia Street
  - e) All equipment, grounds, and facilities now existing within the current property boundaries of ground storage tanks described as follows:
    - 1) North Adams Street
- B.2 The Owner hereby agrees that the equipment listed below is considered abandoned and CH2M HILL OMI shall not provide any services necessary for the management, operation, and maintenance of said equipment as follows:
- a) RAW water pumps #1 and #2.

- b) Electrical components for RAW water pumps #1 and #2.
- c) Carbon feeders at RAW pump building.
- d) Filter backwash pump and electrical components associated with that pump.
- e) Filter control panels located in the old water plant.
- f) Valves associated with the old filters.

CH2M HILL OMI agrees to continue to provide the services necessary for the management, operation, and maintenance of the buildings and or structures where said equipment is located.

**Appendix F**

**CITY OWNED VEHICLE AND EQUIPMENT**

<b>Vehicle number</b>	<b>Description</b>	<b>Vehicle I.D. Number</b>
U-32	1998 Chevrolet 1500	1gcec14w3wz252167
U-5	1988 Dodge 350	1bgmd3457gs661306
	1998 Kioti Tractor w/ loader	200281
	48" bush hog rotary mower	201028
	1980 Trailmobile tank	1PTG23VJ34000310
	2004 Anderson equipment trailer	
	1998 Utility trailer	
	1998 Toro self-propelled mower 30"	200280
	1999 Hardee Dump Trailer	

**CITY OF QUINCY**  
**CITY COMMISSION AGENDA REQUEST**

MEETING DATE: September 22, 2015

DATE OF REQUEST: September 18, 2015

TO: Honorable Mayor and Members of the City Commission

FROM: Mike Wade, City Manager

SUBJECT: Small Counties Outreach Program (SCOP) – Bid Award of Construction Services for the MLK Boulevard Resurfacing Project

---

**Statement of Issue:**

The information provided herein concerns the above mentioned SCOP project and the bid award of proposals accepted from five firms for the construction activities on MLK Boulevard.

**Background on the SCOP Project:**

Our SCOP project for the resurfacing of the western portion MLK Boulevard is proceeding on schedule. Since the last Commission meeting and based on the determination of the City Commission, City staff has negotiated an agreement for Construction Engineering Inspection with the firm of David H. Melvin Consulting Engineering for less than the threshold of \$10,000 which was set by the City Commission. Plans and specifications for construction were advertised for three weeks and those bids were received on Thursday, the 17<sup>th</sup> of September 2015.

**Staff Recommendation:**

Enclosed in your agenda packet is a copy of the bid tabulation for the bids received and all bids were accompanied by an acknowledgement of Addendum #1 and a 5% bid Bond. As can be seen on the tab sheet, Peavy & Sons was the low bidder with a base bid of \$95,807 and an alternate bid price of \$69,568. As you have been made aware of, the base bid is the portion of the project which will be funded by the SCOP funds and the alternate bid was the portion of the project which was added west of Shelfer Street to Atlanta Street which the City will have to fund. The total of the two is \$165,375. A request was made several months ago to FDOT if the funds provided by SCOP and left over from the base bid could be used to pave the portion in the alternate bid and that

request was denied. Reasons for the low bids as compared to the original estimate were a result of the falling prices in the petroleum industry and the competitive nature of the paving contractors in our area at this point in time.

**Options:**

1. Move to accept the low bid of \$165,375 from Peavy and Sons to construct the entire proposed project and appropriate funds needed to fund the Alternate portion of the project.
2. Move to accept the low bid from Peavy and Sons for the Base bid of \$95,807 and eliminate the Alternate portion of the project from the contract.
3. Move to direct staff to proceed in a direction that the City Commission may determine.

**Recommended Option**

**Option 1**

**Attachments:**

**Engineer of Record's Recommendation  
Tabulation Sheet of Received Bids**



**PREBLE-RISH INC**  
CONSULTING ENGINEERS & SURVEYORS

September 18, 2015

VIA Email at [mwade@myquincy.net](mailto:mwade@myquincy.net) and US Mail

Mr. Mike Wade  
City Manager  
City of Quincy  
404 West Jefferson St  
Quincy, FL 32351

**RE: Martin Luther King Blvd Resurfacing – Quincy, FL  
Preble-Rish, Inc. Project # 728.006**

Dear Mr. Wade:

Based on our review of the submitted bid documents for the above referenced project, PRI recommends the contract be awarded to, the apparent low bidder, Peavy & Son Construction Co. , INC. for the base bid in the amount of \$95,807.00. In addition to the base bid, the additive alternate amount came in at \$69,568.00. Upon the commission's decision whether or not to approve the additive alternate, PRI will prepare the necessary contract documents for execution. Please see attached signed and sealed detail bid tab.

If you have any questions, please give me a call at 850.674.3300.

Sincerely,

**PREBLE-RISH, INC.**

Matthew Chester,  
Engineer Technician

Attachments

cc: Mr. Mo Cox, City of Quincy (via email at [MCox@myquincy.net](mailto:MCox@myquincy.net))

---

20684 Central Avenue East, Suite 1, Blountstown, FL 32424, P (850) 674-3300

Panama City | Port St Joe | Santa Rosa Beach | Ft. Walton Beach  
Freeport | Monticello | Quincy | Crawfordville | Tallahassee  
Lake City | Cross City | Marianna | Pensacola | Daphne, AL | Pétiön-Ville, Haïti






2015 PAVING PROJECT - GADSDEN COUNTY

PRI PROJECT # 728.006

PREPARED FOR THE CITY OF QUINCY



ITEM	DESCRIPTION	QTY	ITEM	PEAVY & SON		C.W. ROBERTS		CAPITAL ASPHALT		NORTH FLORIDA ASPHALT		ROBERTS & ROBERTS	
				UNIT PRICE	EXTENSION	UNIT PRICE	EXTENSION	UNIT PRICE	EXTENSION	UNIT PRICE	EXTENSION	UNIT PRICE	EXTENSION
<b>GENERAL COST</b>													
0101 1	MOBILIZATION	1	LS	\$5,000.00	\$5,000.00	\$5,700.00	\$5,700.00	\$5,000.00	\$5,000.00	\$15,000.00	\$15,000.00	\$10,000.00	\$10,000.00
0102 1	MAINTENANCE OF TRAFFIC	1	LS	\$7,500.00	\$7,500.00	\$8,000.00	\$8,000.00	\$2,500.00	\$2,500.00	\$10,000.00	\$10,000.00	\$10,000.00	\$10,000.00
<b>CONSTRUCTION</b>													
<b>PHASE 1</b>													
0334 1 12	SUPERPAVE ASPH CONC. TRAF B (1.5")	791	TN	\$80.00	\$63,280.00	\$82.25	\$65,059.75	\$90.00	\$71,190.00	\$100.00	\$79,100.00	\$110.00	\$87,010.00
0327 70 6	MILLING EXIST ASPH PAVT. 1.5" AVG DEPTH	2,100	SY	\$0.75	\$1,575.00	\$1.60	\$3,360.00	\$2.00	\$4,200.00	\$5.00	\$10,500.00	\$4.00	\$8,400.00
0425 5	MANHOLE ADJUSTMENT	10	EA	\$200.00	\$2,000.00	\$90.00	\$900.00	\$750.00	\$7,500.00	\$1,000.00	\$10,000.00	\$1,200.00	\$12,000.00
0425 6	VALVE BOX, ADJUST	2	EA	\$100.00	\$200.00	\$60.00	\$120.00	\$500.00	\$1,000.00	\$800.00	\$1,600.00	\$900.00	\$1,800.00
0570 1 2	PERFORMANCE TURF, SOD	100	SY	\$5.00	\$500.00	\$4.35	\$435.00	\$5.00	\$500.00	\$5.00	\$500.00	\$5.00	\$500.00
0706 3	RETRO-REFLECTIVE PAVEMENT MARKERS	138	EA	\$4.00	\$552.00	\$4.00	\$552.00	\$4.00	\$552.00	\$7.20	\$993.60	\$5.00	\$690.00
0710 90	PAINTED TEMPORARY PAVEMENT MARKINGS	1.05	NM	\$2,800.00	\$2,940.00	\$1,680.00	\$1,680.00	\$1,500.00	\$1,575.00	\$2,370.00	\$2,488.50	\$4,000.00	\$4,200.00
0711 1122	THERMO PAVEMENT MARKINGS, STD, WHITE, SOLID, 6"	1.05	NM	\$5,600.00	\$5,880.00	\$5,525.00	\$5,801.25	\$4,000.00	\$4,200.00	\$6,260.00	\$6,573.00	\$6,250.00	\$6,562.50
0711 1122	THERMO PAVEMENT YELLOW CENTER STRIPING, 6" AND LAYOUT(per MUTCD standards)	1.05	NM	\$5,600.00	\$5,880.00	\$5,525.00	\$5,801.25	\$4,000.00	\$4,200.00	\$6,255.00	\$6,567.75	\$6,250.00	\$6,562.50
	CONTRACTOR'S EROSION AND SEDIMENT CONTROL	1	LS	\$500.00	\$500.00	\$100.00	\$100.00	\$500.00	\$500.00	\$5,000.00	\$5,000.00	\$300.00	\$300.00
<b>TOTAL OF ALL UNIT PRICE BID ITEMS</b>					<b>\$95,807.00</b>		<b>\$97,509.25</b>		<b>\$102,917.00</b>		<b>\$148,322.85</b>		<b>\$148,025.00</b>
<b>PHASE II - ADDITIVE ALTERNATE</b>													
0334 1 12	SUPERPAVE ASPH CONC. TRAF B (1.5")	656	TN	\$80.00	\$52,480.00	\$82.25	\$53,956.00	\$90.00	\$59,040.00	\$100.00	\$65,600.00	\$110.00	\$72,160.00
0327 70 6	MILLING EXIST ASPH PAVT. 1.5" AVG DEPTH	175	SY	\$2.00	\$350.00	\$2.65	\$463.75	\$5.00	\$875.00	\$5.00	\$875.00	\$8.00	\$1,400.00
0425 5	MANHOLE ADJUSTMENT	2	EA	\$200.00	\$400.00	\$90.00	\$180.00	\$500.00	\$1,000.00	\$1,000.00	\$2,000.00	\$1,200.00	\$2,400.00
0425 6	VALVE BOX, ADJUST	3	EA	\$100.00	\$300.00	\$60.00	\$180.00	\$350.00	\$1,050.00	\$800.00	\$2,400.00	\$900.00	\$2,700.00
0570 1 2	PERFORMANCE TURF, SOD	150	SY	\$5.00	\$750.00	\$4.35	\$652.50	\$5.00	\$750.00	\$5.00	\$750.00	\$5.00	\$750.00
0706 3	RETRO-REFLECTIVE PAVEMENT MARKERS	132	EA	\$4.00	\$528.00	\$4.00	\$528.00	\$4.00	\$528.00	\$6.50	\$858.00	\$5.00	\$660.00
0710 90	PAINTED TEMPORARY PAVEMENT MARKINGS	0.99	NM	\$2,800.00	\$2,772.00	\$1,700.00	\$1,683.00	\$1,500.00	\$1,485.00	\$2,000.00	\$1,980.00	\$4,000.00	\$3,960.00
0711 1122	THERMO PAVEMENT MARKINGS, STD, WHITE, SOLID, 6"	0.99	NM	\$5,600.00	\$5,544.00	\$5,525.00	\$5,469.75	\$4,000.00	\$3,960.00	\$5,500.00	\$5,445.00	\$6,250.00	\$6,187.50
0711 1122	THERMO PAVEMENT YELLOW CENTER STRIPING, 6" AND LAYOUT(per MUTCD standards)	0.99	NM	\$5,600.00	\$5,544.00	\$5,525.00	\$5,469.75	\$4,000.00	\$3,960.00	\$5,500.00	\$5,445.00	\$6,250.00	\$6,187.50
0711 11160	THERMO STOP BAR AND MESSAGE AND LAYOUT ( per MUTCD standards)	1	EA	\$400.00	\$400.00	\$350.00	\$350.00	\$250.00	\$250.00	\$285.00	\$285.00	\$500.00	\$500.00
	CONTRACTOR'S EROSION AND SEDIMENT CONTROL	1	LS	\$500.00	\$500.00	\$100.00	\$100.00	\$500.00	\$500.00	\$5,000.00	\$5,000.00	\$300.00	\$300.00
<b>TOTAL OF ALL ADDITIVE ALTERNATE BID ITEMS</b>					<b>\$69,568.00</b>		<b>\$69,032.75</b>		<b>\$73,398.00</b>		<b>\$90,638.00</b>		<b>\$97,205.00</b>
					<b>\$165,375.00</b>		<b>\$166,542.00</b>		<b>\$176,315.00</b>		<b>\$238,960.85</b>		<b>\$245,230.00</b>



**City of Quincy  
City Commission  
Agenda Request**

Date of Meeting: September 22, 2015

Date Submitted: September 18, 2015

To: Honorable Mayor and Members of the Commission

From: Mike Wade, City Manager  
Ted Beason, Finance Director

Subject: Electric Rate Review

---

**Statement of Issue**

The City of Quincy budget for fiscal year 2013 established a rate stabilization component to the electric rates to aid in meeting bond obligations and stabilizing retail rates for electricity. The initial fund target was set at \$875,000 and was later reduced to \$675,000. Staff is of the opinion that to continue to meet bond obligations and other lawful needs the appropriate charges that were previously established for rate stabilization should be removed from the power cost adjustment and should be made a part of the base rate.

**Analysis**

After the rate stabilization fund was established and charges implemented it became apparent that revenue generated from rate stabilization was needed to meet financial obligations and effectively stabilize electric rates while maintaining some of the lowest rates in the state. The mechanism for collecting the rate stabilization funds was included as a component of the monthly power cost adjustment. Staff is proposing that the equivalent revenue generated from rate stabilization is removed from the power cost adjustment and incorporated into the base rate. Recently a rate review was performed by Fred Wilson & Associates which provides detail of the impact to rate payers if the proposed change is made. The attached rate review report demonstrates that when compared to the typical monthly bill from the previous year, transitioning charges from rate stabilization to the base rate will provide a nearly neutral to slightly lower rate for most ratepayers, including the residential class. Staff recommends

accepting the proposed changes identified in the report memorandum from Fred Wilson & Associates.

- Option 1:** Move to
- 1) Accept the Fred Wilson & Assoc. Letter Report
  - 2) Approve the proposed changes in unit electric charges
  - 3) Direct staff to bring the proposed changes back to the commission in Ordinance format for formal approval
  - 4) Direct staff to file revised sheets with the Florida Public Service Commission and implement the revised changes

**Option 2:** Move to not accept the proposed changes.

**Staff Recommendation:**

**Option 1**

**Attachments:**

F W & A Letter Report Memorandum



Fred Wilson & Associates, Inc.  
Consulting Engineers

# MEMORANDUM

DATE: September 17, 2015  
FILE NO: 1401-4

TO: City Commission  
City of Quincy, Florida

FROM: Ed Wisser

RE: Electric Rate Review

---

## **GENERAL:**

FW&A is pleased to present this letter report of findings and recommendations from a review of the retail electric rates of the City of Quincy, as requested and authorized by City staff. We understand the revised rates will be put in place as soon as possible for Fiscal Year 2015-2016.

The primary objective of this electric rate review was to adjust the base electric charges such that there will be a net increase of \$675,000 in annual City revenues from retail electric sales. We understand these revenues will replace a similar level of revenues which the City had obtained in recent years by applying a rate stabilization fund adjustment to the Purchased Power Cost Adjustment (PCA) portion of the monthly power bills. Further, we understand these revenues will be used for electric utility renewal and replacement, rate stabilization, and/or other lawful purpose.

A secondary objective was to adjust the rate schedules applicable to demand customers to reflect changes in the wholesale demand charges that will become effective in January 2016, under the new power supply contract with Florida Power & Light Company.

## **EXISTING ANALYSIS:**

One required element of an electric rate review is to compare both the existing rate structure and the proposed rate structure with that of the nearest electric utility whose retail rates are regulated by the Florida Public Service Commission (FPSC). Duke Energy Florida was selected as the comparison utility.

The first step in the rate review analysis was to select a Test Year and compile the associated data. Fiscal Year 2013-2014 was selected as the Test Year.

The unit rates applicable to the Test Year were obtained from City ordinances and from tariff sheets on file with the Florida Public Service Commission for each of the defined rate schedules. City rate schedules are as follows: RS = Residential Service; GS = General Service; GSD = General Service Demand; GSLD = General Service Large Demand. The equivalent Duke rate schedules are as follows: RS-1, GS-1 (secondary), GSD-1 (secondary), and GSD-1 (primary).

Per the rate ordinance language, the base energy charges include a factor of 3.8 cents per kWh for wholesale power purchases. The PCA recovers the portion of wholesale power costs which are above this threshold, and is adjusted by a 6% factor to account for distribution system losses.

For the City, we determined the average of the monthly PCA in effect during the Test Year. For Duke, we determined the average of the various Billing Adjustments in effect during the Test Year.



Fred Wilson & Associates, Inc.  
Consulting Engineers

# MEMORANDUM

Complete rate information is tabulated on Attachment 1 "Rates". Existing City rates are shown below.

EXISTING CITY RATES	Schedule ->	RS	GS	GSD	GSLD
Customer Charge	\$	6.00	16.62	60.45	60.45
Energy Charge	\$ / kWh	0.087353	0.08799	0.05963	0.053928
Demand Charge	\$ / kW	--	--	4.00	4.00
Pwr Cost Adj (PCA)	\$ / kWh	0.02488	0.02488	0.02488	0.02488

The usage data for customers under each rate schedule was obtained from the City, and was sorted and compiled into billing determinants for the Test Year. These billing determinants represent the monthly electric usage of a typical customer under each rate schedule, and are shown below.

BILLING DETERMINANTS	Schedule ->	RS	GS	GSD	GSLD
Energy	kWh	1034	3775	82443	1576200
Demand	kW	--	--	213.9	5152
Customer Count	meters	3940	842	19.4	1

The existing City unit rates were applied to the billing determinants to compute a typical electric bill for a typical customer, including PCA and State of Florida Gross Receipts Tax (GRT) recovery. Complete usage data and typical bills are tabulated on Attachment 2 "Usage". The typical electric bills and equivalent cost per kWh are shown below.

TEST YEAR BILL EXISTING RATES	Schedule ->	RS	GS	GSD	GSLD
Base Charges	\$	96.32	348.78	5832.13	102879.51
Incl PCA + GRT	\$	125.09	453.75	8079.97	145639.68
Equivalent Cost	\$ / kWh	0.12098	0.12020	0.09801	0.09240

The next step was to perform the comparison for the existing rate structure. This is accomplished by first comparing the Equivalent Cost values under each rate schedule to the residential (RS) rate schedule, to determine Rate Schedule Ratio values. The Rate Schedule Ratio values for the City and for Duke are then compared to determine Rate Structure Ratio values. These values are tabulated below.

RATE STRUCTURE EXISTING RATES	Schedule ->	RS RS-1	GS GS-1	GSD GSD-1(sec)	GSLD GSD-1(pri)
City Equiv Cost	\$ / kWh	0.12098	0.12020	0.09801	0.09240
Rate Schedule Ratio		--	0.9936	0.8101	0.7638
Duke Equiv Cost	\$ / kWh	0.12891	0.12158	0.09758	0.10176
Rate Schedule Ratio		--	1.0050	0.8066	0.8412
Rate Structure Ratio	City / Duke	--	0.9886	1.0044	0.9080

Notice that the City equivalent cost is lower than the Duke equivalent cost for all rate schedules except GSD. This is an indicator of how well the City has been doing in keeping down power supply costs, operating costs, and general fund transfers.



Fred Wilson & Associates, Inc.  
Consulting Engineers

## MEMORANDUM

### ISSUES FOR CONSIDERATION:

Rate Structure- For an electric rate review (that is, not for a cost-of-service rate study) the FPSC prefers for the Rate Structure Ratios to fall within a bandwidth of 0.90 to 1.10. The Rate Structure Ratios for the existing City rates indicate that the GS and GSD rate structure follows the Duke rate structure very closely (1.0000 would be a perfect match). The City GSLD rate structure is somewhat lower than Duke.

The FPSC prefers any rate changes to result in a Rate Structure Ratio closer to unity. Therefore, the rate structure comparison indicates that any City rate changes should affect the GSLD rate schedule to a greater degree than the other rate schedules. A differential change of approximately 2% is generally considered reasonable and should be considered.

Customer Charge- The City customer charge for GSD and GSLD customers are identical. Both types of customers require demand meters, but the cost to install primary metering for a GSLD customer is higher than the cost to install secondary metering for a GSD customer. This differential can be observed in the equivalent Duke rates. An increase in the GSLD customer charge should be considered.

Demand Charges- In our opinion, retail demand charges should mirror the wholesale demand (capacity) charge paid by the City. When that is the case, the City is essentially indifferent to whether a demand customer takes action to increase or decrease their demand. The present demand charge of \$4.00/kW is \$1.00 less than what is being paid under the present power supply contract. A new power supply contract will be going into effect in January 2016. Charges under that contract are weighted even more heavily to capacity and less to energy. In the same way, we believe increases in the demand portion and decreases in the energy portion of the GSD and GSLD rates should be considered.

Gross Receipts Tax Recovery- The City pays an amount of 2.50% of all electric revenues to the State of Florida as a Gross Receipts Tax. The City is entitled to recover this amount from all customers, and applies a recovery factor of 2.50% to all electric bills. This recovery factor is not considered a tax per the Department of Revenue. However, the factor applied by the City does not fully recover the amount that must be remitted to the State. For example, GRT recovery on \$1,000,000 in sales is \$25,000. The City then must pay the state 2.50% of \$1,025,000, or \$25,625. The correct factor to use is 2.5641% as shown in the Duke BA-1 rate schedule. A change of this factor should be considered.

Purchased Power Cost Adjustment- The PCA methodology of the City is very simple and easy to implement. However, it is not clear to FW&A whether all purchased power costs are recovered through the PCA, nor whether excess costs are recovered. Review of the PCA methodology was not included within the scope of this electric rate review. However, the City may want to consider reviewing the performance of the PCA methodology, and possibly implementing some type of true-up process if necessary.

### PROPOSED CHANGES:

The GSLD customer charge was increased as described in the Issues discussion. During the first five years of the new wholesale power supply contract, the capacity charge will range from \$6.95 to \$8.00 per kW, so a median value was selected as new revised City demand charge, as described in the Issues discussion. GSD and GSLD energy charges were reduced to offset the increase in the demand charge. Finally, the PCA for FY13-14 was re-calculated to remove the rate stabilization fund adjustment dollars (about \$842,000). Complete rate information is tabulated on Attachment 1 "Rates". Proposed City unit rates are shown below (changes in **BOLD**).



Fred Wilson & Associates, Inc.  
Consulting Engineers

# MEMORANDUM

PROPOSED CITY RATES	Schedule ->	RS	GS	GSD	GSLD
Customer Charge	\$	6.00	16.62	60.45	<b>120.90</b>
Energy Charge	\$ / kWh	<b>0.09241</b>	<b>0.09319</b>	<b>0.05574</b>	<b>0.04938</b>
Demand Charge	\$ / kW	--	--	<b>7.50</b>	<b>7.50</b>
Pwr Cost Adj (PCA)	\$ / kWh	0.01798	0.01798	0.01798	0.01798

The proposed City unit rates were applied to the billing determinants to compute a typical electric bill for a typical customer, including PCA and GRT recovery. The GRT value was updated for the proposed rate scenario as described in the Issues discussion. Complete typical bills are tabulated on Attachment 2 "Usage". The typical electric bills and equivalent cost per kWh are shown below.

TEST YEAR BILL PROPOSED RATES	Schedule ->	RS	GS	GSD	GSLD
Base Charges	\$	101.55	368.41	6260.07	113694.77
Incl PCA + GRT	\$	123.22	447.49	7941.20	145682.15
Equivalent Cost	\$ / kWh	0.11917	0.11854	0.09632	0.09243

Rate Structure Ratio values were calculated for the proposed City rates, and are shown below. Duke values are not repeated. As compared to the ratios for the existing rates, the values for schedules GS and GSD were moved slightly closer to unity, and the value for GSLD was increased by slightly less than 2% as described in the Issues discussion.

RATE STRUCTURE PROPOSED RATES	Schedule ->	RS RS-1	GS GS-1	GSD GSD-1(sec)	GSLD GSD-1(pri)
City Equiv Cost	\$ / kWh	0.11917	0.11854	0.09632	0.09243
Rate Schedule Ratio		--	0.9947	0.8083	0.7756
Rate Structure Ratio	City / Duke	--	0.9898	1.0021	0.9220

## **REVENUES AND BILL IMPACT:**

Based on the usage data for the Test Year, the proposed City rates will produce an increase in net revenues of just over \$675,000. This value excludes revenues from PCA and GRT, since those costs are simply passed through. A summary of the revenue analysis is shown below.

SUMMARY OF NET REVENUES	Schedule ->	RS	GS	GSD	GSLD	TOTALS
Customer Count	meters	3940	842	19.4	1	4802
Annual Sales	MWh	48,890	38,119	19,209	18,914	125,134
Test Year Revenues	\$					10,669,719
Proposed Revenues	\$					11,344,726
Revenue Increase	\$					675,007

While the rate structure analysis was performed for the FY13-14 Test Year, it is important to know the impact on typical electric bills in 2015. Complete bill impact and revenue information is tabulated on Attachment 3 "Revenues". Typical bill values and the amount of change are shown below.



Fred Wilson & Associates, Inc.  
 Consulting Engineers

# MEMORANDUM

BILL IMPACT PROPOSED RATES	Schedule ->	RS	GS	GSD	GSLD
Total Monthly 2015	\$	123.40	447.57	7944.82	143055.68
Total Bill Proposed	\$	123.22	447.49	7941.20	145682.15
Change from Existing	\$	-0.18	-0.08	-3.62	2626.47
Change from Existing	%	-0.15%	-0.02%	-0.05%	1.84%

**SUMMARY:**

The proposed changes resulting from the electric rate review analysis accomplish the two objectives as described in the General discussion.

1. Net revenues from base charges are increased by an annual amount of \$675,000.
2. Relative demand and energy charges in the demand rate schedules are adjusted in anticipation of the wholesale costs which will go into effect in January 2016.

Further, the proposed changes accomplish the following:

3. Rate Structure Ratios are improved.
4. Gross Receipts Tax recovery is improved.
5. City rates still compare favorably to equivalent Duke retail rates.

FW&A has also prepared “red-line” and “clean” versions of the proposed revised rate tariff sheets for City use in filing with the FPSC.

**COMMISSION ACTION:**

FW&A understands City staff will request the following action from the City Commission:

- Accept the FW&A Letter Report Memorandum and its Attachments as presented;
- Approve the proposed changes in unit electric charges and in the GRT recovery calculation; and
- Direct City staff to update the City rate ordinance, file the proposed revised rate tariff sheets with the FPSC, and implement the revised electric charges.





Fred Wilson & Associates, Inc.  
Consulting Engineers

# MEMORANDUM

It has been our pleasure to assist the City in this effort.

Respectfully submitted,

A handwritten signature in blue ink, reading 'C. Edward Wisser'. The signature is fluid and cursive, with a horizontal line extending from the end of the name.

---

C. Edward Wisser, PE

## ATTACHMENTS

COPY TO: Mike Wade  
Master File  
Job File

RATES

	Schedule	Existing City Rates				Duke Florida Rates				Proposed City Rates			
		RS	GS	GSD	GSLD	RS-1	GS-1(sec)	GSD-1(sec)	GSD-1(pri)	RS	GS	GSD	GSLD
Customer Charge	\$	6.00	16.62	60.45	60.45	8.76	11.59	11.59	146.56	6.00	16.62	60.45	120.90
Energy Charge	\$/ kWh	0.087353	0.08799	0.05963	0.053928	0.04974	0.05403	0.02256	0.02256	0.09241	0.09319	0.05574	0.04938
Energy > 1000	\$/ kWh					0.06336							
Minimum Energy	kWh/yr							24000	24000				
Demand Charge	\$/ kW			4.00	4.00			5.06	4.66			7.50	7.50
Minimum Demand	kW			35	1000							35	1000
Pri Mtr Discount	%												1%
TX Own Discount	\$/ kW												0.34
Pwr Cost Adj	\$/ kWh	0.02488	0.02488	0.02488	0.02488					0.01798	0.01798	0.01798	0.01798
FCRF + ECRC	\$/ kWh					0.04212	0.04498	0.04518	0.04475				
FCRF + ECRC > 1000	\$/ kWh					0.05212							
ECCR + CCR	\$/ kWh					0.02046	0.01647						
ECCR + CCR Demand	\$/ kW							5.446	5.191				

Adjustment Factors		Oct-13	Nov-13	Dec-13	Jan-14	Feb-14	Mar-14	Apr-14	May-14	Jun-14	Jul-14	Aug-14	Sep-14	FY13-14
Quincy All Classes														
Pwr Cost Adj	\$/ kWh	0.0223	0.0228	0.0200	0.0214	0.0257	0.0327	0.0270	0.0277	0.0296	0.0265	0.0236	0.0192	0.02488
PCA- No Rate Stab	\$/ kWh	0.0157	0.0125	0.0141	0.0196	0.0252	0.0189	0.0199	0.0227	0.0206	0.0175	0.0148	0.0143	0.01798
Pwr Cost Base	\$/ kWh													0.00380
Duke RS-1														
Fuel Cost Recovery	\$/ kWh	0.03393	0.03393	0.03393	0.04077	0.04077	0.04077	0.04077	0.04077	0.04077	0.04077	0.04077	0.04077	0.039060
FCRF > 1000	\$/ kWh	0.04393	0.04393	0.04393	0.05077	0.05077	0.05077	0.05077	0.05077	0.05077	0.05077	0.05077	0.05077	0.049060
ECCR	\$/ kWh	0.00306	0.00306	0.00306	0.00402	0.00402	0.00402	0.00402	0.00402	0.00402	0.00402	0.00402	0.00402	0.003780
CCR	\$/ kWh	0.01738	0.01738	0.01738	0.01644	0.01644	0.01644	0.01644	0.01644	0.01644	0.01644	0.01644	0.01644	0.016675
ECRC	\$/ kWh	0.00494	0.00494	0.00494	0.00243	0.00243	0.00243	0.00243	0.00243	0.00243	0.00243	0.00243	0.00243	0.003058
Duke GS-1 (sec)														
Fuel Cost Recovery	\$/ kWh	0.03703	0.03703	0.03703	0.04364	0.04364	0.04364	0.04364	0.04364	0.04364	0.04364	0.04364	0.04364	0.041988
ECCR	\$/ kWh	0.00265	0.00265	0.00265	0.00345	0.00345	0.00345	0.00345	0.00345	0.00345	0.00345	0.00345	0.00345	0.003250
CCR	\$/ kWh	0.01379	0.01379	0.01379	0.01303	0.01303	0.01303	0.01303	0.01303	0.01303	0.01303	0.01303	0.01303	0.013220
ECRC	\$/ kWh	0.00490	0.00490	0.00490	0.00235	0.00235	0.00235	0.00235	0.00235	0.00235	0.00235	0.00235	0.00235	0.002988
Duke GSD-1(sec)														
Fuel Cost Recovery	\$/ kWh	0.03703	0.03703	0.03703	0.04408	0.04408	0.04408	0.04408	0.04408	0.04408	0.04408	0.04408	0.04408	0.042318
ECCR	\$/ kW	0.90	0.90	0.90	1.18	1.18	1.18	1.18	1.18	1.18	1.18	1.18	1.18	1.110
CCR	\$/ kWh	0.01184	0.01184	0.01184										
CCR	\$/ kW	4.563	4.563	4.563	4.26	4.26	4.26	4.26	4.26	4.26	4.26	4.26	4.26	4.336
ECRC	\$/ kWh	0.00485	0.00485	0.00485	0.00220	0.00220	0.00220	0.00220	0.00220	0.00220	0.00220	0.00220	0.00220	0.002863
Duke GSD-1(pri)														
Fuel Cost Recovery	\$/ kWh	0.03666	0.03666	0.03666	0.04364	0.04364	0.04364	0.04364	0.04364	0.04364	0.04364	0.04364	0.04364	0.041895
ECCR	\$/ kW	0.89	0.89	0.89	1.17	1.17	1.17	1.17	1.17	1.17	1.17	1.17	1.17	1.100
CCR	\$/ kWh	0.01172	0.01172	0.01172										
CCR	\$/ kW	3.586	3.586	3.586	4.26	4.26	4.26	4.26	4.26	4.26	4.26	4.26	4.26	4.091
ECRC	\$/ kWh	0.00480	0.00480	0.00480	0.00220	0.00220	0.00220	0.00220	0.00220	0.00220	0.00220	0.00220	0.00220	0.002850

USAGE

TEST YEAR: FY13-14

Determinants	Schedule	City (Existing)				Duke				City (Proposed)			
		RS	GS	GSD	GSLD	RS-1	GS-1(sec)	GSD-1(sec)	GSD-1(pri)	RS	GS	GSD	GSLD
Customer Charge	Meter	1	1	1	1	1	1	1	1	1	1	1	1
Energy	kWh	1034	3775	82443	1576200	1000	3775	82443	1576200	1034	3775	82443	1576200
Energy > 1000	\$ / kWh					34							
Demand	kW			213.9	5152			213.9	5152			213.9	5152
Typical Bill													
Customer Charge	\$	6.00	16.62	60.45	60.45	8.76	11.59	11.59	146.56	6.00	16.62	60.45	120.90
Energy Charge	\$ / kWh	90.32	332.16	4916.08	84151.30	49.74	203.96	1859.91	35203.48	95.55	351.79	4595.37	77054.43
Energy > 1000	\$ / kWh					2.15							
Demand Charge	\$ / kW			855.60	18667.76			1082.33	23768.24			1604.25	36519.44
Subtotal 1		96.32	348.78	5832.13	102879.51	60.65	215.55	2953.83	59118.28	101.55	368.41	6260.07	113694.77
Pwr Cost Adj	\$ / kWh	25.72	93.90	2050.77	39207.98					18.59	67.89	1482.60	28345.33
FCRF + ECRC	\$ / kWh					42.12	169.78	3724.77	70527.07				
FCRF + ECRC > 1000	\$ / kWh					1.77							
ECCR + CCR	\$ / kWh					21.15	62.17						
ECCR + CCR Demand	\$ / kW							1164.87	26746.11				
Subtotal 2		122.04	442.68	7882.90	142087.49	125.69	447.50	7843.47	156391.46	120.14	436.30	7742.67	142040.10
Gross Receipts Tax	\$	3.05	11.07	197.07	3552.19	3.22	11.47	201.11	4010.03	3.08	11.19	198.53	3642.05
Total	\$	125.09	453.75	8079.97	145639.68	128.91	458.97	8044.58	160401.49	123.22	447.49	7941.20	145682.15
Equivalent Cost	\$ / kWh	0.12098	0.12020	0.09801	0.09240	0.12891	0.12158	0.09758	0.10176	0.11917	0.11854	0.09632	0.09243
Rate Schedule Ratio			0.9936	0.8101	0.7638		1.0050	0.8066	0.8412		0.9947	0.8083	0.7756
Rate Structure Ratio			0.9886	1.0044	0.9080						0.9898	1.0021	0.9220

REVENUES

2015	Schedule	City (Existing)					City (Proposed)				
		RS	GS	GSD	GSLD	Total	RS	GS	GSD	GSLD	Total
Average Monthly Bill (from Base Rates)	\$	96.32	348.78	5832.13	102879.51		101.55	368.41	6260.07	113694.77	
Number of Customers		3940	842	19.4	1	4802	3940	842	19	1	4802
Sales	kWh	48890622	38119950	19209219	18914400	125,134,191					
Net Revenues (excluding PCA, GRT)	\$	4,554,299	3,521,980	1,358,886	1,234,554	10,669,719	4,801,589	3,720,204	1,458,596	1,364,337	11,344,726
Revenue Increase	\$						247,290	198,224	99,710	129,783	675,007
Pwr Cost Adj	\$	24.07	87.87	1918.91	36687.01		18.59	67.89	1482.60	28345.33	
Gross Receipts Tax	\$	3.01	10.92	193.78	3489.16		3.08	11.19	198.53	3642.05	
Total Monthly Bill	\$	123.40	447.57	7944.82	143055.68		123.22	447.49	7941.20	145682.15	
Change (Dollars)							-0.18	-0.08	-3.62	2626.47	
Change (Percent)							-0.15%	-0.02%	-0.05%	1.84%	

**City of Quincy  
City Commission  
Agenda Request**

Date of Meeting: September 22, 2015

Date Submitted: September 17, 2015

To: Honorable Mayor and Members  
of the Commission

From: Mike Wade, City Manager  
Reggie Bell, Public Works Director

Subject: Interlocal Agreement with the Board of County  
Commissioners for Unpaved/Paved Road Maintenance for  
FY 2015/2016

---

**Issue:**

This agenda item is regarding a request for approval by the City Commissioners and requires the signature of the Mayor for processing.

**Background:**

For several years the City of Quincy and the County Commissioners have entered into an Interlocal Agreement to assist with maintenance of paved and unpaved streets in the City of Quincy. You will find the streets in Attachment A and the Billing Rate Table in Attachment B.

**Analysis:**

The purpose of the Interlocal Agreement is to provide a mechanism to release funds from the City to the County when requested.

**Recommendation:**

**Option 1.** Approve the Interlocal Agreement and authorize the Mayor to execute.

**Option 2.** Provide directions.

**Staff Recommendation:**

**Option 1.** Approve the Interlocal Agreement and authorize the Mayor to execute.

**Attachment:**

- A. Interlocal Agreement between the City of Quincy and Gadsden County Board of County Commissioners.

INTERLOCAL AGREEMENT  
FOR ROAD MAINTENANCE AND SPECIAL PROJECTS

This AGREEMENT is entered into this \_\_\_\_\_ day of \_\_\_\_\_, by and between Gadsden County, Florida, a political subdivision of the State of Florida (hereinafter, the “County”), and the City of Quincy, a municipal corporation created and existing under the laws of the State of Florida (hereinafter, the “City”).

The City has determined that it may need to request the services of the County to assist with maintenance or special project needs:

It is agreed to by and between the City and the County as follows:

1. During the term of this Agreement, the County, upon the City’s request, subject to availability, and in consideration for payment from the City as provided herein, shall perform the maintenance requested by the City on the paved and unpaved roads and streets within the incorporated boundaries of the City, as set forth in Exhibit “A.” Maintenance shall include asphalt repair and dirt road grading only. The County shall only perform maintenance at the City’s express request, and shall not be responsible for identifying or advising the City of needed maintenance. The County may, in its sole discretion, decline to perform any requested work.
2. The City Manager of the City or his/her authorized designee shall be the agent of the City for administration and implementation of this Agreement, and shall be responsible for making requests for any desired maintenance to the Gadsden County Public Works Department. The County will undertake reasonable efforts to commence and complete the requested work subject to the availability of County equipment, personnel and materials. Such work shall be performed to applicable County standards, unless otherwise agreed in writing between the parties.
3. During the term of this Agreement, should the City desire County assistance with a special project, the City shall provide a written request submitted to the County Administrator. If the County Administrator determines that the requested special project is appropriate for County assistance, the County shall provide a written quotation to the City for the work requested. The written quotation will take into account, in addition to all costs, fees, and expenses, salaries, wages, and overtime. Special projects shall include, but not be limited to, maintenance to athletic fields, ditches, drainage structures, and rights-of-way. If the written quote is approved by the City, then upon receiving written notice of approval, the County will schedule and perform the approved work subject to availability of County equipment, personnel, and materials.
4. As compensation for the maintenance requested by the City, the City shall pay the County based upon services rendered at the rate(s) indicated in Exhibit “B.”

5. If the City does not agree with billing fees for work performed, it may contact the County Administrator for resolution of billing disputes. The County Administrator shall have the sole authority to resolve all billing disputes.
6. Should the City be in payment default of more than 30 days, the County Administrator shall cease all work under this Agreement, unless prior payment arrangement has been made and agreed upon between the City and the County.
7. The City acknowledges past and present jurisdiction over and maintenance responsibility for any public property upon which any maintenance is requested or performed pursuant to this Agreement, regardless of current record title ownership of the property. To the extent that the County has not formally granted, donated, dedicated, or otherwise conveyed title to, jurisdiction over, or responsibility for the public property upon which any maintenance is requested pursuant to this Agreement, the County hereby grants, donates, dedicates, releases, remises, and/or quitclaims title to, jurisdiction over, and responsibility for such public property to the City, finding that such conveyance is in the public interest. To the extent that the City has not formally accepted or acknowledged title, jurisdiction, and maintenance responsibility for the public property upon which any maintenance is requested pursuant to this Agreement, approval and execution of this Agreement by the City shall constitute formal acknowledgment and acceptance of such title, jurisdiction, and responsibility. A non-exclusive list of the roads, streets, and public areas for which title, jurisdiction, and maintenance responsibility are, to the extent necessary, hereby formally acknowledged and accepted by the City is attached as Exhibit "A." The foregoing is not an acknowledgement or assertion by the County that the County has or had any title, jurisdiction, or maintenance responsibility for the roads, streets, or other public areas upon which maintenance is requested or performed pursuant to this Agreement, but is a release of any such title, jurisdiction, or maintenance responsibility that the County may have. In entering into and performing any work pursuant to this Agreement, the County is acting solely in its capacity as an independent contractor and is not asserting, taking or exercising custody, control, ownership, or possession of the subject property. The execution of or performance of any work pursuant to this Agreement shall not render the County responsible, in whole or in part, for any past, present, or future maintenance or liability.
8. The agreement remains in effect from the date of execution until September 30, 2015.
9. Either party may terminate this Agreement in total, with or without cause, by providing 30 days' written notice of its intent to terminate. In the event of termination, the City shall continue to be responsible for payment of all amounts due for work performed during the term of this Agreement.
10. The City expressly recognizes and acknowledges that it is solely responsible for the streets, roads, and other public areas within and under its jurisdiction which are the subject of this Agreement, and the County shall have no liability or responsibility for any damages or injury which may occur on or be related to the streets, roads, and other public areas within and under the City's jurisdiction which are the subject of this Agreement.

To the greatest extent permitted by law, the City shall indemnify and hold harmless the County, its officers, employees, attorneys, and agents from and against all liabilities, damages, losses, costs (including, but not limited to, reasonable attorneys' fees, whether or not there is litigation, and including those incurred on appeal), and actions or causes of action of any nature whatsoever that may at any time be made or brought by anyone for the purpose of enforcing a claim due to an injury or damage allegedly occurring on or related to the streets, roads, or other public areas within and under the City's jurisdiction which are the subject of this Agreement. The indemnity obligations of the City under this Agreement shall continue in full force and effect subsequent to and notwithstanding the expiration or termination of this Agreement. By entering into this Agreement, the City and the County do not intend to waive and do not waive any sovereign immunity rights that they possess.

11. The relationship between the County and the City is such that the County shall be an independent contractor for all purposes. Neither the County nor any agent or employee thereof shall be an agent or employee of the City for any reason. Nothing in this Agreement shall be deemed to create a partnership or joint venture between the City and the County, or between the County and any other party, or cause the County to be liable or responsible in any way for the actions, omissions, liabilities, debts, or obligations of the City or any other party.

**IN WITNESS WHEREOF**, the parties hereto have executed this Agreement as of the date set forth above.

ATTEST:

**CITY OF QUINCY, FLORIDA**

By: \_\_\_\_\_ By: \_\_\_\_\_  
\_\_\_\_\_, CITY CLERK \_\_\_\_\_, MAYOR

APPROVED AS TO FORM:

By: \_\_\_\_\_  
\_\_\_\_\_, CITY ATTORNEY



ATTEST:

**GADSDEN COUNTY, FLORIDA, by and  
through its duly authorized BOARD OF  
COUNTY COMMISSIONERS**

By: \_\_\_\_\_

NICHOLAS THOMAS, CLERK

By: \_\_\_\_\_

BRENDA HOLT, CHAIRPERSON

APPROVED AS TO FORM:

By: \_\_\_\_\_

DAVID WEISS, COUNTY ATTORNEY

**Purchasing Card**


FL CITY OF QUINCY  
 XXXX-XXXX-XXXX-5777  
 July 05, 2015 - August 04, 2015


**Company Statement**

Account Information	Payment Information	Account Summary
<b>Mail Billing Inquiries to:</b> BANKCARD CENTER PO BOX 982238 EL PASO, TX 79998-2238  <b>Customer Service:</b> 1.888.449.2273 24 Hours  <b>TTY Hearing Impaired:</b> 1.800.222.7365 24 Hours  <b>Outside the U.S.:</b> 1.509.353.6656 24 Hours  <b>For Lost or Stolen Card:</b> 1.888.449.2273 24 Hours	Statement Date ..... 08/04/15 <b>Payment Due Date ..... 08/18/15</b> Days in Billing Cycle ..... 31 Credit Limit ..... \$250,000 Cash Limit ..... \$50,000 <b>Total Payment Due ..... \$7,298.30</b>	Previous Balance ..... \$4,167.68 Payments ..... -\$4,167.68 Credits ..... -\$16.12 Cash ..... \$0.00 Purchases ..... \$7,314.42 Other Debits ..... \$0.00 Overlimit Fee ..... \$0.00 Late Payment Fee ..... \$0.00 Cash Fees ..... \$0.00 Other Fees ..... \$0.00 Finance Charge ..... \$0.00 <b>Current Balance ..... \$7,298.30</b>

Cardholder Activity Summary				
Account Number	Credits	Cash	Purchases and Other Debits	Total Activity
<b>BELL, REGINALD</b> XXXX-XXXX-XXXX-5834 2,561	0.00	0.00	1,493.23	1,493.23
<b>DEPARTMENT, CRA</b> XXXX-XXXX-XXXX-4049 1,370	0.00	0.00	767.07	767.07
<b>EVANS, BESSIE</b> XXXX-XXXX-XXXX-2696 2,496	4.72	0.00	99.00	94.28
<b>HAIRE, TOMMY SCOTT</b> XXXX-XXXX-XXXX-4581 1,623	0.00	0.00	1,483.12	1,483.12


0416768 0729830 0729830 4715290003775777

  
 BANK OF AMERICA  
 PO BOX 15731  
 WILMINGTON, DE 19886-5731

  
 FL CITY OF QUINCY  
 404 W JEFFERSON ST  
 QUINCY, FL 32351-2328  
 \*\*N0005511

Account Number: XXXX-XXXX-XXXX-5777  
 July 05, 2015 - August 04, 2015

Total Payment Due ..... \$7,298.30  
 Payment Due Date ..... 08/18/15

Enter payment amount  
 \$ 

Check here for a change of mailing address or phone numbers.  
 Please provide all corrections on the reverse side.

Mail this coupon along with your check payable to:  
 BANK OF AMERICA

5499900 1 1:000 5000 3 7 7 5 7 7 7 0



**Posting payments:** Payments received by mail at the remittance address shown on the Payment Coupon portion of the face of this statement on a banking day will be posted to your account on the day received. If we receive your mailed payment on a non-banking day, we will post it to your account on the next banking day. There may be a delay of up to 5 banking days in posting payments made at a location other than the mailing address listed on the front of your payment coupon.


**Service for the hearing impaired (TTY/TDD):** Contact our service for the hearing-impaired at 1.800.222.7365.

**Telephone monitoring:** For the purposes of monitoring and improving the quality of service, Bank's supervisory personnel may listen to and/or record telephone calls between Bank employees and any person acting on Company's behalf.

**Disclosure:** We may furnish to your employer information concerning your use of your account. To read more about our information disclosure, please visit [www.bankofamerica.com/corporatecarddisclosure](http://www.bankofamerica.com/corporatecarddisclosure) or call the customer service number listed on your statement to request a copy.

**In case of errors or questions about your bill:** Errors or questions about your bill must be received in writing no later than 60 days after we sent you the first statement on which the error or problem appeared. Please mail this information to BANKCARD CENTER, PO BOX 982238, EL PASO, TX 79998-2238. Your letter must include the following information:

- The company name, cardholder name and account number in question.
- The dollar amount of the suspected error.
- A written description of the error and why you believe there is an error. If you need more information, describe the item you are unsure about.



18372160 - 005511 - 0001 - 0002 - 2

Customer Service: For questions regarding transactions, general assistance, and reporting lost and stolen cards, call:

<u>Within the U.S.</u>	<u>Outside the U.S.</u>
1.888.449.2273	1.509.353.6656 (collect calls accepted)

Thank you for your business.

Please write your change of address here:

Street	
City	
State	Zip
(     )	(     )
Home Phone	Business Phone

**Posting payments:** Payments received by mail at the remittance address shown on the Payment Coupon portion of the face of this statement on a banking day will be posted to your account on the day received. If we receive your mailed payment on a non-banking day, we will post it to your account on the next banking day. There may be a delay of up to 5 banking days in posting payments made at a location other than the mailing address listed on the front of your payment coupon.





**Transactions**

Posting Transaction			Reference Number	MCC	Charge	Credit
Date	Date	Description				
07/10	07/09	WM SUPERCENTER #488 QUINCY FL	24445005191400003037648	5411	28.41	
07/21	07/20	IN *SEMINOLE CARPET CLEAN850-2225326 FL	24692165201000622795517	7217	582.68	
07/22	07/21	STERICYCLE 866-783-7422 IL	24492155203027001697437	7399	161.43	
						<b>Total Activity</b>
						<b>1,734.55</b>
<b>TAYLOR, GREG</b>						
Account Number: XXXX-XXXX-XXXX-3558						
07/06	07/03	WAL-MART #0488 QUINCY FL	24226385185091001013217	5411	67.00	
07/07	07/06	WAL-MART #0488 QUINCY FL	24226385187360637027729	5411	34.52	
07/08	07/07	WAL-MART #0488 QUINCY FL	24226385188360647213136	5411	12.78	
07/09	07/08	LOWES #00716* TALLAHASSEE FL	24692165189000826669720	5200	239.00	
07/09	07/08	LOWES #00716* TALLAHASSEE FL	24692165189000826669738	5200	368.00	
07/14	07/13	LOWES #00716* TALLAHASSEE FL	24692165194000120046487	5200	160.00	
07/16	07/14	B & B SPORTING GOODS INC TALLAHASSEE FL	24073145196900015000045	5941	136.00	
07/29	07/28	AMAZON MKTPLACE PMTS AMZN.COM/BILLWA	24692165209000273515281	5942	50.97	
07/31	07/30	WAL-MART #0488 QUINCY FL	24226385211360916430230	5411	193.50	
07/31	07/30	WAL-MART #0488 QUINCY FL	24226385212091005216607	5411	199.89	
08/03	07/31	SUNBELT RENTALS #073 TALLAHASSEE FL	24431065212836021735330	7394	163.40	
08/03	08/01	WM SUPERCENTER #488 QUINCY FL	24445005214400170604231	5411	120.89	
08/04	08/03	SUNBELT RENTALS #073 TALLAHASSEE FL	74431065215836021824037	7394		11.40
						<b>Total Activity</b>
						<b>375.00</b>
<b>TECHNOLOGY, INFORMATION</b>						
Account Number: XXXX-XXXX-XXXX-8555						
07/13	07/13	MYFAX *PROTUS IP SOLN 866-563-9212 CA	24692165194000859883282	5968	100.00	
07/16	07/15	BARRACUDA NETWORKS INC 408-3425400 CA	24436545197007096929894	7372	200.00	
08/03	08/01	IN *DT2GO 850-2017144 FL	24692165213000387385161	7372	75.00	
						<b>Total Activity</b>
						<b>395.00</b>
<b>WADE, MICHAEL</b>						
Account Number: XXXX-XXXX-XXXX-6171						
08/03	07/31	APGA SECURITY AND INTEGRI202-4642742 DC	24755425212262128365422	8299	395.00	

**Finance Charge Calculation**

Your Annual Percentage Rate (APR) is the annual interest rate on your account.

	Annual Percentage Rate	Balance Subject to Interest Rate	Finance Charges by Transaction Type
PURCHASES	0.00%	\$0.00	\$0.00
CASH	0.00%	\$0.00	\$0.00

V = Variable Rate (rate may vary), Promotional Balance = APR for limited time on specified transactions.

Vendor#	11646	Invoice#	Aug-15	July 4, 2015 - August 5, 2015	
DEPARTMENT	Post Date	VENDOR NAME	Amount	GL#	JUSTIFICATION
PUBLIC WORKS	7/20/2015	AG-PRO	\$323.75	001-410-539-30521	REPAIRED CUT SAW
PUBLIC WORKS	7/20/2015	AG-PRO	\$347.56	001-430-541-30530	1 CHAIN SAW
PUBLIC WORKS	7/31/2015	AG-PRO	\$102.00	001-430-541-30530	CHAIN SAW
PUBLIC WORKS	7/31/2015	AG-PRO	\$719.92	001-430-541-30530	2 NEW WEEDEATERS
CRA	7/10/2015	WEB*NETGWORKSOLUTIONS	\$15.99	002-250-552-30521	WEBSITE
CRA	7/14/2015	WEB*NETGWORKSOLUTIONS	\$4.99	002-250-552-30521	WEBSITE
CRA	7/27/2015	PODS #102	\$89.00	002-250-552-30491	STORAGE UNIT
CRA	7/28/2015	PODS #102	\$189.00	002-250-552-30491	STORAGE UNIT
CRA	7/28/2015	WEB*NETGWORKSOLUTIONS	\$33.84	002-250-552-30521	WEBSITE
CRA	7/28/2015	GRANTWATCH.COM	\$199.00	002-250-552-30491	SUBSCRIPTION FEES
CRA	7/31/2015	CHEVRON	\$48.00	002-250-552-30403	GAS
CRA	8/3/2015	PENSKE TALLAHASSEE	\$174.01	002-250-552-30491	TRUCK RENTAL
CRA	8/3/2015	PENSKE TALLAHASSEE	\$13.24	002-250-552-30491	TRUCK RENTAL
HUMAN RESOURCES	7/13/2015	ZIPRECRUITER, INC	\$99.00	001-260-513-30491	JOB POSTING WEBSITE TO RECRUIT EMPLOYE
HUMAN RESOURCES	7/20/2015	SHRM*SHRMSTORE	(\$4.72)	001-260-513-30491	Training Booklet handbook-TAX REFUND
FIRE	7/9/2015	BELL AND BATES HOME CNTR	\$10.12	001-210-522-30491	A/C FILTERS
FIRE	7/15/2015	BELL AND BATES HOME CNTR	\$39.47	001-210-522-30491	LIGHT BULBS
FIRE	7/16/2015	WAL-MART	\$27.02	001-210-522-30491	STATION 1 CLEANING SUPPLIES
FIRE	7/20/2015	WAL-MART	\$5.87	001-210-522-30491	STATION 2
FIRE	7/21/2015	WM SUPERCENTER	\$14.24	001-210-522-30491	STATION 2 CLEANING SUPPLIES
FIRE	7/24/2015	LOWES	\$17.93	001-210-522-30491	STATION 1 CLEANING SUPPLIES
FIRE	7/29/2015	WM SUPERCENTER	\$7.97	001-210-522-30491	OFFICER ACKNOWLEDGEMENT CERTIFICATES
FIRE	7/30/2015	PRO LABS	\$40.00	001-210-522-30491	STATION 1 MOLD TEST
FIRE	7/31/2015	FOUR STAR FREIGHTLINER	\$1,320.50	001-230-522-30407	ENGINE 3 TRANSMISSION
CLERK	7/22/2015	CITRUS PUBLISHING	\$98.00	001-130-519-30500	NOTICE OF INTENT PARK RULES & REGULATIOI
BUILDING & PLANNING	7/29/2015	USPS	\$8.55	001-284-515-30491	TO MAIL COMP AMENDMENT PLAN TO STATE
BUILDING & PLANNING	7/31/2015	USPS	\$76.98	001-284-515-30491	TO MAIL COMP AMENDMENT PLAN TO STATE
POLICE	7/10/2015	WM SUPERCENTER	\$28.41	001-220-521-30521	FIRST AID KIT
POLICE	7/21/2015	IN*SEMINOLE CARPET CLEAN	\$582.68	001-210-521-60620	CLEAN CARPET
POLICE	7/22/2015	STERICYCLE	\$161.43	001-220-521-30341	HAZMAT DESTRUCTION
PARKS & RECREATION	7/6/2015	WAL-MART	\$67.00	001-310-572-30462	SHOP VAC FOR REC
PARKS & RECREATION	7/7/2015	WAL-MART	\$34.52	001-310-572-30491	CAR WASH FORMULA TO WASH VECHICLES
PARKS & RECREATION	7/8/2015	WAL-MART	\$12.78	001-310-572-30491	ZIP TIES
PARKS & RECREATION	7/9/2015	LOWES	\$239.00	001-310-572-30491	AIRCONDITIONER FOR FIELD HOUSE
PARKS & RECREATION	7/9/2015	LOWES	\$368.00	001-310-572-30491	AIRCONDITIONER FOR PRESS BOX
PARKS & RECREATION	7/14/2015	LOWES	\$160.00	001-310-572-30524	UMBRELLAS FOR THE POOL
PARKS & RECREATION	7/16/2015	B & B SPORTING GOODS	\$136.00	001-310-572-30525	FOOTBALLS & WHISTLES FOR FOOTBALL
PARKS & RECREATION	7/29/2015	AMAZON MKTPLACE	\$50.97	001-310-572-30491	PAPER PICK UPS FOR REC
PARKS & RECREATION	7/31/2015	WAL-MART	\$193.50	001-440-572-30463	100 BAGS OF RED MULCH

Vendor#	11646	Invoice#	Aug-15	July 4, 2015 - August 5, 2015	
DEPARTMENT	Post Date	VENDOR NAME	Amount	GL#	JUSTIFICATION
PARKS & RECREATION	7/31/2015	WAL-MART	\$199.89	001-440-572-30463	100 BAGS MULCH
PARKS & RECREATION	8/3/2015	SUNBELT RENTALS	\$163.40	001-310-572-30491	FAN FOR FOOTBALL CAMP
PARKS & RECREATION	8/3/2015	WM SUPERCENTER	\$120.89	001-310-572-30491	SUPPLIES & FOOTBALLS FOR FOOTBALL CAMP
PARKS & RECREATION	8/4/2015	SUNBELT RENTALS	(\$11.40)	001-310-572-30491	CREDIT FOR FAN
INFO TECH	7/13/2015	MYFAX PROTUS IP SOLN	\$14.28	001-160-512-30410	CITY MANAGER'S OFFICE ONLINE FAX
INFO TECH	7/13/2015	MYFAX PROTUS IP SOLN	\$14.28	001-210-521-30410	QPD ONLINE FAX
INFO TECH	7/13/2015	MYFAX PROTUS IP SOLN	\$14.28	001-210-522-30410	QFD ONLINE FAX
INFO TECH	7/13/2015	MYFAX PROTUS IP SOLN	\$14.29	001-271-513-30410	FINANCE ONLINE FAX
INFO TECH	7/13/2015	MYFAX PROTUS IP SOLN	\$14.29	001-310-572-30410	RECREATION ONLINE FAX
INFO TECH	7/13/2015	MYFAX PROTUS IP SOLN	\$14.29	001-260-513-30491	HUMAN RESOURCES ONLINE FAX
INFO TECH	7/13/2015	MYFAX PROTUS IP SOLN	\$14.29	002-250-552-30410	CRA ONLINE FAX
INFO TECH	7/16/2015	BARRACUDA NETWORKS	\$200.00	508-539-539-30341	EMAIL SECURITY
INFO TECH	8/3/2015	IN*DT2GO	\$75.00	508-539-539-30341	MYQUINCY.NET
UTILITIES	8/3/2015	APGA SECURITY AND INTEGRI	\$395.00	405-520-532-30491	DIMP PROGRAM FOR GAS SYSTEM-REQUIRED
<b>TOTAL</b>			<b>\$7,298.30</b>		

CITY OF QUINCY  
Cash Requirements Report

By Vendor No

Vendor/ Invoice No	Vendor Name/ Invoice Date	Due Date 07.31.2015	Due Date 08.31.2015	Due Date 09.30.2015	Due Date 10.31.2015	Future Date	Retainage Amount	Invoice Amount
	10 UTILITY REFUNDS							
U!00004957	08.28.2015		312.21				0.00	312.21
U!00004958	08.28.2015		171.31				0.00	171.31
U!00004959	08.28.2015		231.75				0.00	231.75
U!00004960	08.28.2015		234.38				0.00	234.38
U!00004961	08.28.2015		54.52				0.00	54.52
	Vendor Total	0.00	1,004.17	0.00	0.00	0.00	0.00	1,004.17
	18 AMERICAN FUNDS							
00107648AA	07.16.2015	43.24-					0.00	43.24-
6621:84	08.28.2015		12,099.93				0.00	12,099.93
6621:86	08.28.2015		230.00				0.00	230.00
	Vendor Total	43.24-	12,329.93	0.00	0.00	0.00	0.00	12,286.69
	23 PRE-PAID LEGAL SERVICES, INC.							
6617:81	08.14.2015		80.21				0.00	80.21
6621:98	08.28.2015		80.20				0.00	80.20
	Vendor Total	0.00	160.41	0.00	0.00	0.00	0.00	160.41
	26 FLORIDA POLICE BENEVOLENT							
6617:70	08.14.2015		210.00				0.00	210.00
6621:87	08.28.2015		210.00				0.00	210.00
	Vendor Total	0.00	420.00	0.00	0.00	0.00	0.00	420.00
	28 UNITED WAY OF BIG BEND							
6617:80	08.14.2015		110.00				0.00	110.00
6621:97	08.28.2015		110.00				0.00	110.00
	Vendor Total	0.00	220.00	0.00	0.00	0.00	0.00	220.00
	34 AFLAC WORLDWIDE HEADQUARTERS							
6617:50	08.14.2015		2,494.56				0.00	2,494.56
6617:51	08.14.2015		516.09				0.00	516.09
6621:52	08.28.2015		2,494.56				0.00	2,494.56
6621:53	08.28.2015		516.09				0.00	516.09
	Vendor Total	0.00	6,021.30	0.00	0.00	0.00	0.00	6,021.30
	39 AMERICAN GENERAL INSURANCE							
6617:47	08.14.2015		384.60				0.00	384.60
6621:49	08.28.2015		384.60				0.00	384.60
	Vendor Total	0.00	769.20	0.00	0.00	0.00	0.00	769.20
	62 Aflac Flexible Spending							
6621:50	08.28.2015		423.17				0.00	423.17
6621:95	08.28.2015		17.00				0.00	17.00
	Vendor Total	0.00	440.17	0.00	0.00	0.00	0.00	440.17
	426 CONTINENTAL AMERICAN INSURANCE							
6617:49	08.14.2015		51.18				0.00	51.18
6621:51	08.28.2015		51.18				0.00	51.18
	Vendor Total	0.00	102.36	0.00	0.00	0.00	0.00	102.36
	5603 ALLSTATE AMERICAN HERITAGE LIF							
6617:46	08.14.2015		331.25				0.00	331.25
6621:48	08.28.2015		331.25				0.00	331.25
	Vendor Total	0.00	662.50	0.00	0.00	0.00	0.00	662.50



CITY OF QUINCY  
Cash Requirements Report

By Vendor No

Vendor/ Invoice No	Vendor Name/ Invoice Date	Due Date 07.31.2015	Due Date 08.31.2015	Due Date 09.30.2015	Due Date 10.31.2015	Future Date	Retainage Amount	Invoice Amount
5708 SOUTHEASTERN POWER ADMINISTRATION								
B-15-2316	07.07.2015		180,942.16				0.00	180,942.16
	Vendor Total	0.00	180,942.16	0.00	0.00	0.00	0.00	180,942.16
6597 Florida Combined Life/LTD								
00107648AD	07.16.2015	1.84-					0.00	1.84-
6596:78	07.02.2015	137.90					0.00	137.90
6604:97	07.17.2015	684.18					0.00	684.18
6617:76	08.14.2015		683.08				0.00	683.08
6621:93	08.28.2015		680.95				0.00	680.95
	Vendor Total	820.24	1,364.03	0.00	0.00	0.00	0.00	2,184.27
9998 DEPARTMENT OF THE TREASURY								
8-28-15	08.28.2015		37,824.96				0.00	37,824.96
	Vendor Total	0.00	37,824.96	0.00	0.00	0.00	0.00	37,824.96
144958 CAPITAL HEALTH PLAN								
6617:56	08.14.2015		1,178.08				0.00	1,178.08
6617:57	08.14.2015		577.50				0.00	577.50
6617:60	08.14.2015		1,125.76				0.00	1,125.76
6617:61	08.14.2015		1,155.42				0.00	1,155.42
6617:63	08.14.2015		1,130.08				0.00	1,130.08
6617:64	08.14.2015		634.05				0.00	634.05
6617:65	08.14.2015		153.26				0.00	153.26
6621:59	08.28.2015		7,068.40				0.00	7,068.40
6621:61	08.28.2015		1,178.08				0.00	1,178.08
6621:63	08.28.2015		3,980.25				0.00	3,980.25
6621:64	08.28.2015		577.50				0.00	577.50
6621:69	08.28.2015		1,125.76				0.00	1,125.76
6621:70	08.28.2015		4,511.72				0.00	4,511.72
6621:71	08.28.2015		6,932.52				0.00	6,932.52
6621:72	08.28.2015		1,155.42				0.00	1,155.42
6621:73	08.28.2015		4,520.40				0.00	4,520.40
6621:76	08.28.2015		1,130.08				0.00	1,130.08
6621:77	08.28.2015		6,780.64				0.00	6,780.64
6621:78	08.28.2015		3,804.30				0.00	3,804.30
6621:79	08.28.2015		634.05				0.00	634.05
6621:80	08.28.2015		871.56				0.00	871.56
6621:81	08.28.2015		153.26				0.00	153.26
	Vendor Total	0.00	50,378.09	0.00	0.00	0.00	0.00	50,378.09
144959 BCBS - FLORIDA								
6617:52	08.14.2015		634.05				0.00	634.05
6617:59	08.14.2015		776.93				0.00	776.93
6617:62	08.14.2015		231.00				0.00	231.00
6621:54	08.28.2015		3,804.30				0.00	3,804.30
6621:58	08.28.2015		634.05				0.00	634.05
6621:65	08.28.2015		4,661.69				0.00	4,661.69
6621:67	08.28.2015		776.93				0.00	776.93
6621:74	08.28.2015		1,592.10				0.00	1,592.10
6621:75	08.28.2015		231.00				0.00	231.00
6621:82	08.28.2015		3,390.30				0.00	3,390.30
	Vendor Total	0.00	16,732.35	0.00	0.00	0.00	0.00	16,732.35
145218 FLORIDA COMBINED LIFE-DENTAL								
6617:53	08.14.2015		448.60				0.00	448.60

CITY OF QUINCY  
 Cash Requirements Report

By Vendor No

Vendor/ Invoice No	Vendor Name/ Invoice Date	Due Date 07.31.2015	Due Date 08.31.2015	Due Date 09.30.2015	Due Date 10.31.2015	Future Date	Retainage Amount	Invoice Amount
6617:55	08.14.2015		255.31				0.00	255.31
6617:58	08.14.2015		330.98				0.00	330.98
6621:56	08.28.2015		174.20				0.00	174.20
6621:57	08.28.2015		448.60				0.00	448.60
6621:60	08.28.2015		191.62				0.00	191.62
6621:62	08.28.2015		255.31				0.00	255.31
6621:66	08.28.2015		330.98				0.00	330.98
6621:68	08.28.2015		679.38				0.00	679.38
	Vendor Total	0.00	3,114.98	0.00	0.00	0.00	0.00	3,114.98
145219 Florida Combined Life/AD&D								
00107648AG	07.16.2015	6.96-					0.00	6.96-
6588:96	06.19.2015	235.81					0.00	235.81
6596:79	07.02.2015	916.35					0.00	916.35
6604:98	07.17.2015	916.35					0.00	916.35
6617:77	08.14.2015		906.75				0.00	906.75
6621:94	08.28.2015		906.75				0.00	906.75
	Vendor Total	2,061.55	1,813.50	0.00	0.00	0.00	0.00	3,875.05
	REPORT TOTAL	2,838.55	314,300.11	0.00	0.00	0.00	0.00	317,138.66

**CUSTOMER ARREARAGE REPORT AS OF AUGUST 31, 2015**

Bill Name	Service Address	Current 08.31.2015	30_Day 07.31.2015	60_Day 06.30.2015	90_Day 05.31.2015	Balance_
<b>CYCLE 1</b>						
DRAKE'S CARPETS	720 W Jefferson ST	146.81	139.61	10.71	0.00	297.13
NIEBRA ADAMS	120 Ernest ST	566.30	533.37	450.55	2,952.69	4,502.91
CHRISTTOWN MINISTERIE	105 S Duval ST	946.11	858.13	847.54	1,067.75	3,719.53
UNIVERSITY OF FLORID	Lake Talquin Road	1,638.10	1,332.02	0.00	0.00	2,970.12
LITTLE SUCCESSFUL	16 Ernest ST	410.56	425.50	414.92	1,626.75	2,877.73
QUINCY INN	412 Cooper ST	2,461.71	390.56	0.00	0.00	2,852.27
QUINCY GOLDEN FALCON	640 S. Roberts Stree	2,490.73	190.32	0.00	0.00	2,681.05
CITY OF GRETNA	2520 Mount Pleasant	2,393.90	2,489.30	0.00	0.00	4,883.20
REGINAL MONROE	1808 Elm ST	837.78	310.02	272.16	260.46	1,680.42
FINLEY MCMULLEN	328 N 9th ST	0.00	0.00	0.00	1,132.70	1,132.70
STUDIO 8 MUSIC & MOR	8 S Adams ST	352.03	301.89	304.03	62.98	1,020.93
ANITA CURRY	323 W Clark ST	345.70	309.84	339.70	0.00	995.24
SOUTHREN MAID DONUTS	119 W Jefferson ST	941.99	22.68	0.00	0.00	964.67
GREATER HARVEST CHRI	1832 Florida AVE	581.19	311.05	0.00	0.00	892.24
CHRISHONDA HOGUE	115 N 10th ST	285.90	200.80	176.93	196.17	859.80
KATINA JACKSON	1021 Clayton AVE	352.41	268.38	0.00	0.00	620.79
DEWAYNE GRANT	324 S Key ST	314.44	294.33	0.00	0.00	608.77
KIDS FIRST CARE	120 S Madison ST	297.91	269.29	31.21	0.00	598.41
PATRICIA BRADWELL	1033 Green ST	270.79	266.78	59.74	0.00	597.31
WISTERIA V. SMITH	1023 4th ST	225.61	215.37	149.17	0.00	590.15
CARLOS PRUITT/DEMETR	803 2nd ST	417.68	147.18	0.00	0.00	564.86
DERRICK DEMETERS NEA	228 E Clark ST	279.69	258.16	0.00	0.00	537.85
PATCHES SKATING RINK	1840 Live Oak ST	483.21	52.55	0.00	0.00	535.76
TUNYA GILBERT	520 S Cleveland ST	425.38	77.73	0.00	0.00	503.11
ACTIVE MINERALS INT	1150 Dade ST	69.45	69.45	69.45	277.28	485.63
SHERANDA REESE	203 S Corry ST	279.25	198.52	0.00	0.00	477.77
JASMINE WARD	211 Bradley ST	236.91	238.89	0.00	0.00	475.80
CELLA BUBANKS	702 N Bellamy DR	412.14	18.87	0.00	0.00	431.01
FSU	385-D W. Jefferson S	382.57	7.27	0.00	0.00	389.84
VACIL SURRENCY	437 N Adams ST	361.80	20.52	0.00	0.00	382.32
ARTHER THOMAS JR.	218 S 10th ST	346.62	13.62	0.00	0.00	360.24
FRANK ELLIS C/O DEJU	31 Dezell Addition	344.40	12.49	0.00	0.00	356.89
CROSS CHIROPRACTIC	1100 W Jefferson ST	336.22	14.18	0.00	0.00	350.40
LATOYA JACKSON	47 N Cone ST APT 4	331.39	7.87	0.00	0.00	339.26
JANICE S. SMITH	543 Williams ST	169.21	168.86	0.00	0.00	338.07
MICHAEL HUTCHINSON	404 N. Madison Shade	268.63	57.09	0.00	0.00	325.72
CROSS CHIROPRACTIC	1102 W Jefferson ST	283.98	11.47	0.00	0.00	295.45
CHARLES PEACOCK	1522 Live Oak ST	265.03	1.01	0.00	0.00	266.04
EARNESTINE SIPLING	239 Bradley ST	171.92	69.15	0.00	0.00	241.07
LAVERTRIS THOMAS	64 N Cleveland ST AP	0.00	0.00	0.00	232.25	232.25
PATTI WARD	64 N Cleveland ST AP	197.85	9.87	0.00	0.00	207.72
QUINCY INN	352 E Cooper ST	89.00	106.08	0.00	0.00	195.08
ARBOR CREST APARTMEN	64 N Cleveland St Bl	95.91	75.95	0.00	0.00	171.86
GARY FORCE	331 N Love ST	79.51	88.57	0.00	0.00	168.08
LISA RAY MOYE	513A Camilla AVE	23.85	0.00	0.00	98.63	122.48
NANCY BELL NORTON	17 S 11th ST	105.49	2.38	0.00	0.00	107.87
TOWANDA BURNETT	211 Bradley ST	0.00	0.00	0.00	86.93	86.93
QUINCY INN	353 Cooper ST	61.59	15.30	0.00	0.00	76.89
<b>TOTAL CYCLE 1</b>		<b>22,378.65</b>	<b>10,872.27</b>	<b>3,126.11</b>	<b>7,994.59</b>	<b>44,371.62</b>

**CUSTOMER ARREARAGE REPORT AS OF AUGUST 31, 2015**

Bill Name	Service Address	Current	30_Day	60_Day	90_Day	Balance_
		08.31.2015	07.31.2015	06.30.2015	05.31.2015	
<b>CYCLE 2</b>						
3 AMIGOS AUTO REPAIR	1951 W Jefferson ST	382.46	377.29	408.64	3,723.42	4,891.81
JOHNNIE LEE HOLT	425 Hogan LN	26.34	0.00	0.00	1,400.58	1,426.92
PAULA MILTON	614 Hogan LN	350.50	325.32	25.19	0.00	701.01
CASSANDRA WILLIAMS	326 Circle DR	254.15	131.18	8.92	7.28	401.53
ANNIE MCLENDON	1318 E Jefferson ST	0.00	0.00	0.00	347.81	347.81
ALL ABOUT YOU GRAPHI	1960 W Jefferson ST	120.17	100.52	98.13	24.58	343.40
SEKEDRA L. DUDLEY	427 S Stewart ST APT	0.00	0.00	0.00	319.53	319.53
WANDA TOLBERT	Triple Oak Apt#81	273.97	3.53	1.50	0.00	279.00
COLLIS HAMILTON	1401 Gilchrist ST	225.84	8.58	0.00	0.00	234.42
EMETERIO VALDES	401 Woodberry RD	13.71	13.71	13.71	100.99	142.12
ITT CORPORATION	ITT, COROPORATION /	114.25	5.55	0.00	0.00	119.80
ROOSEVELT DANIELS,	291 Holly CIR	26.13	23.13	23.26	0.00	72.52
VALLEY HINSON	386 Knight Road	20.74	23.87	27.63	0.00	72.24
DON FIGGER C/O SHAWA	Joyland Subdivision	10.70	4.39	27.85	28.57	71.51
NORTH FLORIDA VAULT	1633 High Bridge Roa	33.77	33.65	0.00	0.00	67.42
SHYEETA WATSON	279 Walsh RD	25.37	21.82	15.99	0.00	63.18
ROBERT L. KEYS	16 Hilltop Trlr Pk	0.00	0.00	0.00	41.35	41.35
ANDREW AUSTIN	183 White Lilly RD	6.30	6.30	6.30	18.90	37.80
BENNIE M. WIGGINS	738 S Duval ST	0.00	0.00	0.00	36.72	36.72
REX SHIVER LANDSCAPI	300 Holt LN	0.00	0.00	0.00	31.76	31.76
ADOLPHUS WILLIAMS	61 Ripp Rd - Shed	6.98	6.88	0.00	0.00	13.86
<b>TOTAL CYCLE 2</b>		<b>1,891.38</b>	<b>1,085.72</b>	<b>657.12</b>	<b>6,081.49</b>	<b>9,715.71</b>

**CUSTOMER ARREARAGE REPORT AS OF AUGUST 31, 2015**

Bill Name	Service Address	Current 08.31.2015	30_Day 07.31.2015	60_Day 06.30.2015	90_Day 05.31.2015	Balance_
<b>CYCLE 4</b>						
COMPANY HEILIG MEYE	9 S Madison ST	0.00	0.00	0.00	2,462.41	2,462.41
SHANIQUA BAKER	61 Sarges LN TRLR #1	0.00	0.00	0.00	1,268.79	1,268.79
TWANNA ROBINSON	615 Williams ST	0.00	0.00	0.00	969.54	969.54
SHEKERIA WHITE	325 Mcarthur ST # A	0.00	0.00	0.00	874.60	874.60
LIZZIE ROLLINSON	1800 Martin L.king J	0.00	0.00	0.00	866.14	866.14
ABDUL HODGES	154 Bernice Collins	0.00	0.00	0.00	745.52	745.52
NIEDRA ADAMS	11 Bradley ST	0.00	0.00	0.00	707.63	707.63
MYYA WHITE	344 Stanley ST	0.00	0.00	0.00	672.88	672.88
SHERRI BUTLER	1633 Smith ST	0.00	0.00	0.00	667.05	667.05
BELINDA JACKSON	549 -b Williams Stre	0.00	0.00	0.00	663.41	663.41
DARYL M. FIGGERS	936 Yon ST	0.00	0.00	0.00	648.45	648.45
SIDNEY HOLLIS	648 S Stewart ST	0.00	0.00	0.00	638.62	638.62
COMPANY HEILIG MEYE	9 S Madison ST	0.00	0.00	0.00	615.93	615.93
ARLIE KNIGHT, JR	936 Yon ST	0.00	0.00	0.00	601.12	601.12
DERRICK'S AUTO DETAI	14 S 10th ST	0.00	0.00	0.00	590.98	590.98
MARY F. CAUSEY	67 Sarges LN TRLR #1	0.00	0.00	0.00	585.38	585.38
SHAWANDA BULTER	121 S Calhoun ST	0.00	0.00	0.00	573.96	573.96
WILLIAMS HAYES	821 W Jefferson ST	0.00	0.00	0.00	550.68	550.68
JACQUELINE PRIDE	209 S. Malcolm Stree	0.00	0.00	0.00	533.54	533.54
TYRONE C. WILLIAMS	1804 Martin Luther K	0.00	0.00	0.00	514.58	514.58
MABEL LIFHERD	1023 4th ST	0.00	0.00	0.00	511.21	511.21
WANDA D. SMITH	618 Elm ST	0.00	0.00	0.00	503.41	503.41
KENT MORRIS	19 Havana HWY	0.00	0.00	0.00	498.58	498.58
SHELL MELVIN	806 W Washington ST	0.00	0.00	0.00	491.76	491.76
MARY L. BIVENS	1310 Live Oak ST	0.00	0.00	0.00	483.57	483.57
DEMARCUS MURPHY	821 5th ST # B	0.00	0.00	0.00	455.84	455.84
GLORIA ROBINSON	248 Reed ST	0.00	0.00	0.00	452.38	452.38
CHANDRA WILLIAMS	332 S 12th ST	0.00	0.00	0.00	427.03	427.03
SHANNON HARRIS	121 Ray RD	0.00	0.00	0.00	423.18	423.18
MARTHA ELLIS	815 7th ST	0.00	0.00	0.00	413.66	413.66
ROGER GENE GEE	1631 Stevens ST	0.00	0.00	0.00	412.08	412.08
STEPHENIA BLAIR	80 Sarges LN # 6	0.00	0.00	0.00	396.47	396.47
GLEN RUSS	415 B W Roberts ST	0.00	0.00	0.00	395.66	395.66
JANET SMITH	111 Johnson ST	0.00	0.00	0.00	391.35	391.35
CHRIS EASTERWOOD	1119 Pine AVE	0.00	0.00	0.00	389.47	389.47
I.B. PRICE MD., PA.	300 E Jefferson ST	0.00	0.00	0.00	374.54	374.54
CARIDAD CASTILLO	71 Pontiac DR	0.00	0.00	0.00	372.86	372.86
LISA JOANNE MCCALL	729 S Duval ST	0.00	0.00	0.00	370.08	370.08
ADRIAN BURNS	221 Marshall ST	0.00	0.00	0.00	369.16	369.16
VICTOR RIVAS	319 King Street	0.00	0.00	0.00	367.03	367.03
VICTORY CHURCH OF GO	14 N Adams ST	0.00	0.00	0.00	359.77	359.77
ANNETTE TOLBERT	Parkview Apt. #-136	0.00	0.00	0.00	352.31	352.31
J. DOUGLAS BOLLENBAC	313 N Corry ST	0.00	0.00	0.00	347.50	347.50
FANNIE MILLER	Gadsden Arms Apt.#48	0.00	0.00	0.00	347.47	347.47
SAM GRACE	220 N Chalk ST	0.00	0.00	0.00	336.38	336.38
LINDA GAIL WARD	114 S 8th ST	0.00	0.00	0.00	335.29	335.29
WILLIE MURRY, JR.	10 Madrys Trlr Pk/br	0.00	0.00	0.00	330.78	330.78
VINICATE SWEET	703 E Jefferson ST	0.00	0.00	0.00	315.48	315.48
YVONKA S. ROBINSON	520 S Atlanta ST B-1	0.00	0.00	0.00	310.02	310.02
CYNTHIA PERKINS	14 Macon ST	0.00	0.00	0.00	299.81	299.81
BERNICE COLLINS	56 Bernice Collins L	0.00	0.00	0.00	295.90	295.90
PRISCELLA MORRIS	1061 Selman RD	0.00	0.00	0.00	287.12	287.12
ALICIA SANCHEZ	Triple Oaks #35	0.00	0.00	0.00	279.40	279.40

**CUSTOMER ARREARAGE REPORT AS OF AUGUST 31, 2015**

Bill Name	Service Address	Current	30_Day	60_Day	90_Day	Balance_
		08.31.2015	07.31.2015	06.30.2015	05.31.2015	
HOLLIS CARD	703 S Shelfer ST	0.00	0.00	0.00	267.54	267.54
MIKE BEARDN	331 N Love ST	0.00	0.00	0.00	260.29	260.29
KAARON L. HILL	374 Selman RD	0.00	0.00	0.00	260.01	260.01
MARSHALL HENRY	1433 High Bridge RD	0.00	0.00	0.00	259.69	259.69
CRAIG SCONIERS	706 S 9th ST	0.00	0.00	0.00	255.64	255.64
LINDA FOSTER	811 W King ST	0.00	0.00	0.00	252.28	252.28
WANDA FARRIOR	Parkview Garden # D1	0.00	0.00	0.00	246.87	246.87
KENNETH FUDGE	129 Del Rio DR	0.00	0.00	0.00	240.08	240.08
ANNETTE JONES	905 Martin Luther Ki	0.00	0.00	0.00	238.52	238.52
LINDA SMITH	126 Parkview Garden	0.00	0.00	0.00	235.69	235.69
CYNTHIA TURNER	209 N Lowe ST	0.00	0.00	0.00	230.03	230.03
BARBARA HUGHES	Hilltop Trailer Park	0.00	0.00	0.00	228.63	228.63
MONO J K SAHA	747 S Pat Thomas PKW	0.00	0.00	0.00	219.62	219.62
DAVID AKINS	1502-a Martin L.king	0.00	0.00	0.00	219.13	219.13
DEMORRIS WOODEN	242 Carver ST	0.00	0.00	0.00	210.79	210.79
FRANK TAYLOR	517 N Adams ST	0.00	0.00	0.00	205.58	205.58
SHARON ANKCROUM	Triple Oaks Apt 60	0.00	0.00	0.00	201.65	201.65
JANICE HUGHES	35 Marshall ST	0.00	0.00	0.00	197.97	197.97
CHRISTOPHER WASHINGT	309 Patton ST	0.00	0.00	0.00	195.12	195.12
EMMA SMITH	Parkview # E-122	0.00	0.00	0.00	183.33	183.33
JIMMY DAVIS	632 S Stewart ST	0.00	0.00	0.00	182.24	182.24
NORMA JEAN HARRIS	627 S Cleveland ST	0.00	0.00	0.00	169.45	169.45
MARIA N. OWUSU	524 S Main ST	0.00	0.00	0.00	168.60	168.60
MARK E. MOTEN	19 Carrol Hopkins LN	0.00	0.00	0.00	159.16	159.16
NIKEYA HILL	912 W Franklin ST AP	0.00	0.00	0.00	158.96	158.96
TORRENCE WALKER	1518 Martin L.king J	0.00	0.00	0.00	158.89	158.89
JUNE DENISE HURLEY	Ball Farm Road	0.00	0.00	0.00	157.01	157.01
RODNEY STOKES	Triple Oaks Apt 47	0.00	0.00	0.00	156.44	156.44
ERIC S. ANDERSON	315 Mcarthur ST	0.00	0.00	0.00	155.41	155.41
RONNIE THOMAS	37 Carrol Hopkins LN	0.00	0.00	0.00	154.32	154.32
LATONYA SWEET	122 N Cleveland ST A	0.00	0.00	0.00	149.07	149.07
ROSA MAE BROWN	944 Strong RD APT 13	0.00	0.00	0.00	147.50	147.50
AUBURN FORD	727 Circle DR	0.00	0.00	0.00	143.74	143.74
SANJIA JOHNSON	9 New Bethel RD	0.00	0.00	0.00	139.90	139.90
KEISHA BITTLE	500 S Atlanta ST APT	0.00	0.00	0.00	139.51	139.51
CHRISTMAS L. HOLMES	Parkview Gardens #j-	0.00	0.00	0.00	137.56	137.56
ROBERT LEE	250 Marshall ST	0.00	0.00	0.00	133.71	133.71
INC AEROSPORTS OF Q	Havana Hwy-fbo Build	0.00	0.00	0.00	132.23	132.23
LAQUITTA ROBINSON	620 E Gf And A DR	0.00	0.00	0.00	130.71	130.71
HUGO TORRES	Rentz Trlr Pk #28	0.00	0.00	0.00	128.82	128.82
CLARETHA WHITE	905 Martin Luther Ki	0.00	0.00	0.00	127.55	127.55
JIMMIE FAR CROSBY	210 Dupont AVE	0.00	0.00	0.00	118.35	118.35
WILLIE NEAL	692 Ball Farm RD	0.00	0.00	0.00	117.99	117.99
LIZZIE LEATH	Triple Oaks #28	0.00	0.00	0.00	102.84	102.84
JEROME MOBLEY	Parkview Gardens Apt	0.00	0.00	0.00	99.16	99.16
CAROL HOLLOMAN	1018 Laura ST	0.00	0.00	0.00	93.39	93.39
BRENDA FAY SIMMONS	112 S 8th ST	0.00	0.00	0.00	90.64	90.64
GLORIA RODRIQUEZ	115 N 10th ST	0.00	0.00	0.00	87.81	87.81
YON PEACOCK	117 Camellia DR	0.00	0.00	0.00	87.05	87.05
W.W. VICKERY	196 Pt Milligan RD	0.00	0.00	0.00	85.08	85.08
EARTH'S BOUNTY	1921 W Jefferson ST	0.00	0.00	0.00	78.84	78.84
FRANCISCO HERNANDEZ	2215 W Jefferson ST	0.00	0.00	0.00	78.08	78.08
DANA DIXON	230 E Washington ST	0.00	0.00	0.00	77.59	77.59
ANNETTE JONES	31 N Shelfer ST	0.00	0.00	0.00	77.00	77.00

**CUSTOMER ARREARAGE REPORT AS OF AUGUST 31, 2015**

Bill Name	Service Address	Current 08.31.2015	30_Day 07.31.2015	60_Day 06.30.2015	90_Day 05.31.2015	Balance_
MARTHA ARREGUIN	120 Rentz RD # 9	0.00	0.00	0.00	75.93	75.93
DEBRA MOYE	928 E. Malcolm Stree	0.00	0.00	0.00	75.18	75.18
CONSEUNO BRYANT	Parkview # E-122	0.00	0.00	0.00	72.95	72.95
C.E.D.O.	20 S Slapppy ST	0.00	0.00	0.00	72.70	72.70
ROBBIE BAGGETT	725 W Washington ST	0.00	0.00	0.00	72.64	72.64
RAVONDA BROWN	Parkview Gardens Apt	0.00	0.00	0.00	67.70	67.70
JENNIFER LEE	313 Patton ST	0.00	0.00	0.00	64.08	64.08
DOCK MURRAY	16 Simpson RD	0.00	0.00	0.00	61.58	61.58
LELA LEWIS	109 S Key ST	0.00	0.00	0.00	61.51	61.51
ANGELA MARIE HAMM	122 N Cleveland ST A	0.00	0.00	0.00	60.79	60.79
ISAAC BRYANT	504 4th ST	0.00	0.00	0.00	55.61	55.61
WENDY THOMAS	Hilltop Trailer Park	0.00	0.00	0.00	50.60	50.60
GEORGE CHAMBERS	315 W Franklin ST	0.00	0.00	0.00	49.44	49.44
MARIE CENEAS	Triple Oaks # 79	0.00	0.00	0.00	47.06	47.06
SANDRA NELSON	123 S Love ST	0.00	0.00	0.00	46.44	46.44
JOSEPH STRINGER	86 Sarges Trailer Pk	0.00	0.00	0.00	43.02	43.02
REV. C.L. MATHIS SR.	115 N 10th ST	0.00	0.00	0.00	42.56	42.56
LEONARD WILLIAMS	1518 Martin L.king J	0.00	0.00	0.00	37.67	37.67
LINDA JACKSON	636 Ball Farm RD	0.00	0.00	0.00	37.00	37.00
REYMUENDO V LEMUS	Hilltop Trailpk #20	0.00	0.00	0.00	36.16	36.16
JERRY ADAMS	1440 Pat Thomas PKWY	0.00	0.00	0.00	31.76	31.76
WILLIAM BEAN	1922 W Jefferson ST	0.00	0.00	0.00	30.57	30.57
ANDREW BROWN	503 W Clark ST	0.00	0.00	0.00	28.67	28.67
JAVIER RIOS	1922 W Jefferson ST	0.00	0.00	0.00	27.68	27.68
STEPHANIE MEZA	Triple Oak Apt 54	0.00	0.00	0.00	25.11	25.11
REGINALD JAMES CAMPA	19 N Madison ST	0.00	0.00	0.00	22.45	22.45
AUGUSTA CARTER	909 W Clark ST	0.00	0.00	0.00	21.57	21.57
PAMELA GRANDBERRY	87 Betsey LN	0.00	0.00	0.00	20.05	20.05
LATECIA MEJIA	721 S Bellamy DR	0.00	0.00	0.00	19.33	19.33
NORBERTO CISNEROS	1922 W Jefferson ST	0.00	0.00	0.00	17.05	17.05
JAMES SHEFFIELD	912 W Franklin ST AP	0.00	0.00	0.00	16.77	16.77
PEDRO ZUNIGA	Triple Oaks Apt 44	0.00	0.00	0.00	13.46	13.46
EDDIE L. JAMES	201 S Love ST	0.00	0.00	0.00	13.29	13.29
PAMELA ROBINSON	41 Dezel ST	0.00	0.00	0.00	8.70	8.70
FAYE CREEL	501 W Washington ST	0.00	0.00	0.00	8.42	8.42
HOWARD MARSHALL, JR	209 S Love ST	0.00	0.00	0.00	6.08	6.08
LINDA WARD	68 Sarges LN LOT 8	0.00	0.00	0.00	5.95	5.95
CON DES CORP GREEN M	Green Meadow Ct 1	0.00	0.00	0.00	4.89	4.89
WALTER MAXWELL	2313 Carolina St	0.00	0.00	0.00	4.64	4.64
LAURA GUY	1010 Sunset DR	0.00	0.00	0.00	1.26	1.26
HENTZ FLETCHER	2121 W Jefferson ST	0.00	0.00	0.00	0.02	0.02
<b>TOTAL CYCLE 4</b>		<b>0.00</b>	<b>0.00</b>	<b>0.00</b>	<b>39,188.56</b>	<b>39,188.56</b>
<b>GRAND TOTALS</b>		<b>24,270.03</b>	<b>11,957.99</b>	<b>3,783.23</b>	<b>53,264.64</b>	<b>93,275.89</b>

## CITY OF QUINCY

AUGUST 2015

G/L_ACCT #	ACCOUNT DESCRIPTION	ANNUAL BUDGET	ACTUAL YTD	(OVER) UNDER	% 92%
<b>GENERAL FUND REVENUES</b>					
001-311-10000	CURRENT AD VALOREM TAX	971,900	934,346	(37,554)	96%
001-312-41000	SALES-LOCAL OPTION GAS TAX	270,000	248,368	(21,632)	92%
001-312-60000	LOCAL GOV INFRASTRUCTURE SURTA	347,873	380,797	32,924	109%
001-314-80000	UTILITY SERVICE TAX - PROPANE	0	10,041	10,041	100%
001-315-00000	COMMUNICATION SERVICES TAX	272,337	154,709	(117,628)	57%
001-321-10000	PROFESSIONAL & OCCUPATION LICE	43,924	19,894	(24,030)	45%
001-321-11000	COMPETENCY LICENSE	1,852	1,396	(456)	75%
001-322-10000	PERMITS	62,000	61,373	(627)	99%
001-329-10000	OTHER LICENSES, FEES & PERMITS	1,925	1,076	(849)	56%
001-335-12000	STATE REVENUE SHARING PROCEEDS	235,000	236,069	1,069	100%
001-335-14000	STATE - MOBILE HOME LICENSE	2,004	1,603	(401)	80%
001-335-15000	STATE - ALCOHOLIC BEVERAGE LIC	4,361	7,641	3,280	175%
001-335-17000	STATE - D O T REIMBURSEMENT	28,000	102,138	74,138	365%
001-335-18000	STATE - HALF CENT SALES TAX	202,383	296,567	94,184	147%
001-335-41000	STATE - REBATE ON MUN VEH FUEL	4,762	6,559	1,797	138%
001-335-42000	STATE - UNCLAIMED PROPERTY	719	0	(719)	0%
001-340-21000	SERVICES - COUNTY FIRE PROTECT	405,000	405,000	0	100%
001-340-21500	SERVICES-FIRE INSPECTIONS	2,000	2,177	177	109%
001-347-22000	REVENUE - FOOTBALL	4,474	6,855	2,381	153%
001-347-23000	REVENUE - BASKETBALL	4,708	5,295	587	112%
001-347-24000	REVENUE - DAY CAMP	0	10	10	100%
001-347-26000	REVENUE - SOFTBALL	2,236	2,854	618	128%
001-347-27000	REVENUE - OTHER ACTIVITY FEES	500	523	23	105%
001-347-30000	RENT ON FACILITIES	5,181	11,695	6,514	226%
001-347-41000	REVENUE - POOL ADMISSION FEES	6,264	4,345	(1,919)	69%
001-347-46991	QuincyFest DONATIONS: OUTSIDE	0	2,602	2,602	100%
001-347-46993	QuincyFest Vendors	0	615	615	100%
001-347-50000	COKE FUND REVENUE	0	333	333	100%
001-359-10000	OTH FINES & FORFEITS	0	28,459	28,459	100%
001-364-11000	SALE OF LAND - HILLCREST CEMET	5,000	8,765	3,765	175%
001-364-12000	SALE OF LAND - SUNNYVALE CEMET	21,521	33,776	12,255	157%
001-366-10002	MAINSTREET	5,000	0	(5,000)	0%
001-366-10009	QuincyFest Sponsorship	6,500	100	(6,400)	2%
001-369-90000	OTHER MISCELLANEOUS REVENUES	15,000	60,312	45,312	402%
001-382-10000	CONTRIBUTION FR INTER OPER-ELE	3,979,476	3,647,853	(331,623)	92%
001-382-20000	CONTRIBUTION FR INTER OPER-GAS	531,165	486,901	(44,264)	92%
001-382-30000	CONTRIBUTION FR INTER OPER-WAT	223,753	205,107	(18,646)	92%
001-382-40000	CONTRIBUTION FR INTER OPER-REF	105,809	96,992	(8,817)	92%
001-382-50000	CONTRIBUTION FR INTER OPER-SEW	133,350	122,238	(11,112)	92%
001-382-60000	CONTRIBUTION FR INTER OPER LAN	55,975	51,310	(4,665)	92%
	TOTAL GENERAL FUND REVENUES	7,961,952	7,646,692	(315,260)	96%
<b>CRA</b>					
002-341-00000	CRA - GADSDEN COUNTY	289,000	275,868	(13,132)	95%
002-341-10000	CRA - CITY OF QUINCY	152,000	142,609	(9,391)	94%
002-361-10000	INTEREST	100	0	(100)	0%
	TOTAL CRA	441,100	418,477	(22,623)	95%



## CITY OF QUINCY

AUGUST 2015

G/L_ACCT #	ACCOUNT DESCRIPTION	ANNUAL BUDGET	ACTUAL YTD	(OVER) UNDER	% 92%
<b><u>ENTERPRISE FUND REVENUES</u></b>					
<b>SEWER</b>					
402-343-10000	SALES	1,808,561	1,549,192	259,369	86%
402-343-16000	CONNECTIONS	2,808	2,476	332	88%
402-343-17000	FORFEITED DISCOUNTS - PENALTIE	27,516	23,567	3,949	86%
402-343-50000	SEWER SURCHARGE O/S	45,340	41,158	4,182	91%
402-361-10000	INTEREST REVENUE	56	0	56	0%
402-381-10000	INTERFUND TRANSFER	110,731	0	110,731	0%
	TOTAL SEWER REV	1,995,012	1,616,392	378,620	81%
<b>ELECTRIC</b>					
403-343-11000	RESIDENTIAL SALES	5,803,098	5,023,180	779,918	87%
403-343-12000	COMMERCIAL SALES	6,393,290	5,018,952	1,374,338	79%
403-343-13000	INDUSTRIAL SALES	1,824,075	1,381,124	442,951	76%
403-343-14000	STREET LIGHTING SALES	221,077	90,729	130,348	41%
403-343-15000	INTERDEPARTMENTAL SALES	507,007	223,747	283,260	44%
403-343-16000	CONNECTIONS	5,000	19,906	(14,906)	398%
403-343-17000	FORFEITED DISCOUNTS - PENALTIE	170,000	138,606	31,394	82%
403-343-18000	SALE OF MATERIAL	0	100	(100)	100%
403-343-18500	SPECIAL PROJECT - MATERIAL SAL	100	384	(284)	384%
403-343-19000	CUT ON/OFF FEES	25,000	32,296	(7,296)	129%
403-343-24000	TRANSFORMER RENT	9,000	7,652	1,348	85%
403-343-27000	MISCELLANEOUS CHARGES	2,000	-927	2,927	-46%
403-343-29000	POLE RENT-CABLEVISION	11,500	78,161	(66,661)	680%
403-343-90000	MISCALLANEOUS REVENUES	2,500	353	2,147	14%
403-361-10000	INTEREST REVENUE	2,500	0	2,500	0%
403-361-13000	UNREALIZED GAIN-PRUDENTIAL BAC	1,000	0	1,000	0%
403-369-90000	MISCELLANEOUS REVENUES	1,000	0	1,000	0%
	TOTAL ELECTRIC REV	14,978,147	12,014,262	2,963,885	80%
<b>WATER</b>					
404-343-10000	SALES	1,548,907	1,271,551	277,356	82%
404-343-15000	INTERDEPARTMENTAL SALES	116,438	81,736	34,702	70%
404-343-16000	CONNECTIONS	8,769	4,402	4,367	50%
404-343-17000	FORFEITED DISCOUNTS-PENALTIES	33,727	19,746	13,981	59%
404-343-19000	CUT ON/OFF FEES	636	314	322	49%
404-343-27000	MISCELLANEOUS CHARGES	0	-5,437	5,437	0%
404-343-30000	WATER SURCHARGE O/S	72,622	61,934	10,688	85%
404-361-10000	INTEREST REVENUE	50	0	50	0%
404-361-13000	UNREALIZED GAIN	17,451	0	17,451	0%
	TOTAL WATER REV	1,798,600	1,434,244	364,356	80%

CITY OF QUINCY  
AUGUST 2015

G/L_ACCT #	ACCOUNT DESCRIPTION	ANNUAL BUDGET	ACTUAL YTD	(OVER) UNDER	% 92%
<b>GAS</b>					
405-343-10000	GAS SALES	1,753,976	1,441,602	312,374	82%
405-343-15000	GAS INTERDEPARTMENTAL SALES	11,000	6,629	4,371	60%
405-343-16000	GAS CONNECTIONS	1,000	1,775	(775)	178%
405-343-17000	GAS FORFEITED DISCS-PENALTIES	28,000	19,895	8,105	71%
405-343-19000	GAS CUT ON/OFF FEES	200	203	(3)	102%
405-343-27000	GAS OTHER CHARGES	3,000	-200	3,200	-7%
	<b>TOTAL GAS REV</b>	<b>1,797,176</b>	<b>1,469,904</b>	<b>327,272</b>	<b>82%</b>
<b>REFUSE</b>					
406-343-11000	RESIDENTIAL SALES	636,938	607,405	29,533	95%
406-343-12000	COMMERCIAL SALES	473,354	393,601	79,753	83%
406-343-15000	YARD TRASH COLLECTION	132,726	128,351	4,375	97%
406-343-17000	FORFEITED DISCOUNTS-PENALTIES	20,716	16,324	4,392	79%
	<b>TOTAL REFUSE REV</b>	<b>1,263,734</b>	<b>1,145,682</b>	<b>118,052</b>	<b>91%</b>
<b>LANDFILL</b>					
407-343-44000	GARBAGE TIPPING FEES	254,228	194,670	59,558	77%
407-361-10000	INTEREST INCOME	60	0	60	0%
	<b>TOTAL LANDFILL REV</b>	<b>254,288</b>	<b>194,670</b>	<b>59,618</b>	<b>77%</b>
	<b>TOTAL ENTERPRISE FUND REVENUES</b>	<b>22,086,957</b>	<b>17,875,154</b>	<b>4,211,803</b>	<b>81%</b>
	<b>TOTAL REVENUES</b>	<b>30,490,009</b>	<b>25,940,323</b>	<b>3,873,920</b>	<b>85%</b>

## CITY OF QUINCY

AUGUST 2015

G/L_ACCT #	ACCOUNT DESCRIPTION	ANNUAL BUDGET	ACTUAL YTD	(OVER) UNDER	% 92%
<b>GEN FUND EXP</b>					
<b>CITY COMMISSION</b>					
001-110-511-10110	SALARIES & WAGES	77,135	71,201	5,934	92%
001-110-511-10210	FICA TAXES	5,901	5,510	391	93%
001-110-511-30402	TRAVEL	4,000	0	4,000	0%
001-110-511-30491	OTHER EXPENSES	8,000	6,302	1,698	79%
001-110-511-80810	AID TO GOVERNMENT AGENCIES	10,300	0	10,300	0%
001-110-511-80820	AID TO PRIVATE ORGANIZATIONS	41,365	30,004	11,361	73%
	TOTAL CITY COMMISSION	146,701	113,017	33,684	77%
<b>CITY MANAGER</b>					
001-160-512-10110	SALARIES & WAGES	100,000	71,180	28,820	71%
001-160-512-10120	REGULARY SALARIES & WAGES	26,255	0	26,255	0%
001-160-512-10210	FICA TAXES	9,658	4,968	4,690	51%
001-160-512-10220	RETIREMENT CONTRIBUTIONS	32,124	8,542	23,582	27%
001-160-512-10230	LIFE & HEALTH INSURANCE	24,251	11,150	13,101	46%
001-160-512-30341	CONTRACTUAL SERVICES	5,000	0	5,000	0%
001-160-512-30343	PROFESSIONAL SERVICES	1,000	0	1,000	0%
001-160-512-30402	TRAVEL EXPENSE	1,000	0	1,000	0%
001-160-512-30403	GAS	2,000	111	1,889	6%
001-160-512-30410	TELEPHONE	3,500	4,004	(504)	114%
001-160-512-30461	REPAIR & MAINTENANCE OFFICE EQ	500	655	(155)	131%
001-160-512-30491	OTHER OPERATING EXPENSE	2,800	301	2,499	11%
001-160-512-30511	OFFICE SUPPLIES GENERAL	1,300	440	860	34%
	TOTAL CITY MANAGER	209,388	101,350	108,038	48%
<b>CITY ATTORNEY</b>					
001-120-514-30341	CONTRACTUAL SERVICES	110,000	186,779	(76,779)	170%
001-120-514-30343	PROFESSIONAL SERVICES	5,000	358	4,642	7%
001-120-514-30402	TRAVEL	500	0	500	0%
001-120-514-30491	OTHER OPERATING EXPENSE	5,000	266	4,734	5%
001-120-514-30500	LEGAL & RECORDING FEES	6,000	0	6,000	0%
001-120-514-30540	PUBLICATIONS,SUBSCRIP,& MEMBER	500	0	500	0%
		127,000	187,403	(60,403)	148%
<b>CITY CLERK</b>					
001-130-519-10110	SALARIES & WAGES	58,909	53,377	5,532	
001-130-519-10210	FICA TAXES	4,507	3,847	660	85%
001-130-519-10220	RETIREMENT CONTRIBUTIONS	7,069	6,525	544	92%
001-130-519-10230	LIFE & HEALTH INSURANCE	5,946	5,588	358	94%
001-130-519-30343	PROFESSIONAL SERVICES	2,300	617	1,683	27%
001-130-519-30402	TRAVEL EXPENSE	1,000	0	1,000	0%
001-130-519-30410	TELEPHONE	2,000	1,118	882	56%
001-130-519-30461	REPAIR & MAINT - OFFICE EQUIPM	500	31	469	6%
001-130-519-30491	OTHER OPERATING EXPENSE	200	7	193	4%
001-130-519-30493	TRAINING	255	0	255	0%
001-130-519-30500	LEGAL ADS AND RECORDING FEES	1,200	1,214	(14)	101%
001-130-519-30511	OFFICE SUPPLIES-GENERAL	750	372	378	50%
	TOTAL CITY CLERK	84,636	73,697	10,939	87%

## CITY OF QUINCY

AUGUST 2015

G/L_ACCT #	ACCOUNT DESCRIPTION	ANNUAL BUDGET	ACTUAL YTD	(OVER) UNDER	% 92%
<b>NON-DEPARTMENTAL</b>					
001-001-519-30320	ACCOUNTING & AUDITING SERVICES	96,000	118,500	(22,500)	123%
001-001-519-30342	RECORDING OF THE COMMISSION MT	42,000	38,500	3,500	92%
001-001-519-30343	PROFESSIONAL SERVICES	10,000	2,325	7,675	23%
001-001-519-30390	CONTINGENCIES	177,024	5,063	171,961	3%
001-001-519-30391	RESERVES - FUNDING OF RESTRICT	0	0	0	
001-001-519-30410	TELEPHONE	1,000	583	417	58%
001-001-519-30430	SALES & USE TAXES (DOR AUDIT)	35,000	0	35,000	0%
001-001-519-30440	SUMMER YOUTH WORK PROGRAM	24,000	10,993	13,007	46%
001-001-519-30451	INSURANCE	510,000	456,047	53,953	89%
001-001-519-30465	COPIER PAYMENT	8,000	9,977	(1,977)	125%
001-001-519-30491	OTHER OPERATING EXPENSE *	69,000	137,775	(68,775)	200%
001-001-519-30500	LEGAL ADS & RECORDINGS	500	0	500	0%
001-001-552-30645	TIF FUND PAYABLE	152,000	143,609	8,391	94%
001-001-519-30512	POSTAGE	20,000	22,122	(2,122)	111%
001-001-519-70000	DEBT SERVICE PROPERTY PURCHASE	20,000	0	20,000	0%
001-001-519-70730	TRANSFER DEBT SVC CAP IMP BOND	390,000	330,000	60,000	85%
001-001-519-70731	HONEYWELL LOAN PRINCIPAL	0	5,329	(5,329)	100%
001-001-519-70732	HONEYWELL LOAN INTEREST	0	3,032	(3,032)	100%
	TOTAL NON-DEPARTMENTAL	1,554,524	1,283,855	270,669	83%

\* Reforestation of Well Field

**PERSONNEL**

001-260-513-10110	EXE SALARIES & WAGES	54,000	49,846	4,154	92%
001-260-513-10130	OTHER SALARIES & WAGES - P/T	12,000	13,553	(1,553)	113%
001-260-513-10210	FICA TAXES	4,927	4,477	450	91%
001-260-513-10220	RETIREMENT CONTRIBUTIONS	7,652	5,982	1,670	78%
001-260-513-10230	LIFE & HEALTH INSURANCE	5,689	5,702	(13)	100%
001-260-513-30314	PSYCHIATRIC EVALUATIONS	1,600	1,200	400	75%
001-260-513-30315	EMPLOYEE QUALITY OF LIFE	1,000	994	6	99%
001-260-513-30341	CONTRACTUAL SERVICES	10,000	8,785	1,215	88%
001-260-513-30343	PROFESSIONAL SERVICES	4,275	4,214	61	99%
001-260-513-30402	TRAVEL EXPENSE	700	0	700	0%
001-260-513-30410	TELEPHONE	3,000	4,341	(1,341)	145%
001-260-513-30461	REPAIR AND MAINTENANCE OFFICE	500	500	0	100%
001-260-513-30491	OTHER OPERATING EXPENSE	1,900	2,103	(203)	111%
001-260-513-30493	TRAINING	800	507	293	63%
001-260-513-30511	OFFICE SUPPLIES GENERAL	2,000	-106	2,106	-5%
001-260-513-60641	OFFICE FURNITURE & EQUIPMENT	500	0	500	0%
	TOTAL PERSONNEL	110,543	102,096	8,447	92%

## CITY OF QUINCY

AUGUST 2015

G/L_ACCT #	ACCOUNT DESCRIPTION	ANNUAL BUDGET	ACTUAL YTD	(OVER) UNDER	% 92%
<b>FINANCE</b>					
001-271-513-10110	EXE SALARIES & WAGES	17,537	14,116	3,421	80%
001-271-513-10120	REGULAR SALARIES & WAGES	46,749	40,635	6,114	87%
001-271-513-10140	OVERTIME	0	0	0	0%
001-271-513-10210	FICA TAXES	5,224	4,062	1,162	78%
001-271-513-10220	RETIREMENT CONTRIBUTIONS	8,194	6,645	1,549	81%
001-271-513-10230	LIFE & HEALTH INSURANCE	11,613	11,251	362	97%
001-271-513-30343	PROFESSIONAL SERVICES	28,800	24,187	4,613	84%
001-271-513-30402	TRAVEL EXPENSE	1,500	0	1,500	0%
001-271-513-30410	TELEPHONE	4,500	6,581	(2,081)	146%
001-271-513-30461	REPAIR & MAINT OFFICE EQUIPMEN	1,500	1,194	306	80%
001-271-513-30470	PRINTING & BINDING-BUDGET	500	0	500	0%
001-271-513-30491	OTHER OPERATING EXPENSE	2,500	758	1,742	30%
001-271-513-30493	TRAINING	2,000	0	2,000	0%
001-271-513-30511	OFFICE SUPPLIES GENERAL	6,000	5,218	782	87%
001-271-513-30512	POSTAGE	1,000	-63	1,063	-6%
001-271-513-30521	OPERATING SUPPLIES	1,500	700	800	47%
001-271-513-30540	DUES, PUBLICATIONS, & MEMBERSH	500	0	500	0%
001-271-513-60641	OFFICE FURNITURE & EQUIPMENT	1,500	0	1,500	0%
	TOTAL FINANCE	141,117	115,285	25,832	82%
<b>PURCHASING</b>					
001-276-513-10110	EXE SALARY & WAGES	12,709	10,850	1,859	85%
001-276-513-10210	FICA	666	0	666	0%
001-276-513-10220	RETIREMENT	1,045	0	1,045	0%
001-276-513-10230	LIFE & HEALTH	2,783	0	2,783	0%
	TOTAL GEN SERVICES ADM	17,203	10,850	6,353	63%
<b>LAW ENFORCEMENT ADM</b>					
001-210-521-10110	EXE SALARIES & WAGES	65,000	9,611	55,389	15%
001-210-521-10120	REGULAR SALARIES & WAGES	136,767	183,943	(47,176)	134%
001-210-521-10140	OVERTIME	0	142	(142)	100%
001-210-521-10150	SPEC PAY-INCENTIVE,HOL,LV BUYB	3,380	0	3,380	0%
001-210-521-10210	FICA TAXES	13,850	14,072	(222)	102%
001-210-521-10220	RETIREMENT CONTRIBUTIONS	21,726	20,257	1,469	93%
001-210-521-10230	LIFE & HEALTH INSURANCE	46,974	32,744	14,230	70%
001-210-521-30341	CONTRACTUAL SERVICES	35,000	56,882	(21,882)	163%
001-210-521-30403	GAS & DIESEL	6,000	1,897	4,103	32%
001-210-521-30404	OIL & GREASE	350	34	316	10%
001-210-521-30405	TIRES	800	123	677	15%
001-210-521-30406	VEHICLE PARTS ONLY	1,250	32	1,218	3%
001-210-521-30407	VEHICLE REPAIRS	950	0	950	0%
001-210-521-30410	TELEPHONE	22,000	36,309	(14,309)	165%
001-210-521-30430	UTILITIES	24,000	31,708	(7,708)	132%
001-210-521-30461	REPAIR & MAINTENANCE-OFFICE EQ	500	0	500	0%
001-210-521-30464	REPAIRS & MAINTENANCE-RADIO	4,500	628	3,872	14%
001-210-521-30491	OTHER OPERATING EXPENSE	4,600	1,796	2,804	39%

## CITY OF QUINCY

AUGUST 2015

G/L_ACCT #	ACCOUNT DESCRIPTION	ANNUAL BUDGET	ACTUAL YTD	(OVER) UNDER	% 92%
001-210-521-30492	INVESTIGATIVE FUNDS	3,000	0	3,000	0%
001-210-521-30511	OFFICE SUPPLIES-GENERAL	2,000	1,170	830	59%
001-210-521-30521	OPERATING MATERIALS & SUPPLIES	1,000	0	1,000	0%
001-210-521-30522	OPERATING SUPPLIES-UNIFORMS	1,000	0	1,000	0%
001-210-521-30540	PUBLICATIONS, SUBSCRIP. & MEMB	500	300	200	60%
001-210-521-60620	BUILDINGS	3,000	583	2,417	19%
001-210-521-60641	OFFICE FURNITURE & EQUIPMENT	3,000	0	3,000	0%
001-210-521-60644	EQUIPMENT	3,000	990	2,010	33%
	TOTAL LAW ENFORCEMENT ADM	404,147	393,221	10,926	97%

**LAW ENFORCEMENT OPERATIONS**

001-220-521-10110	EXE SALARIES & WAGES	0	5,280	(5,280)	100%
001-220-521-10120	REGULAR SALARIES & WAGES	898,327	791,701	106,626	88%
001-220-521-10130	OTHER SALARIES & WAGES - P/T	38,000	21,865	16,135	58%
001-220-521-10140	OVERTIME	20,000	91,083	(71,083)	455%
001-220-521-10150	SPEC PAY-INCENTIVE,HOL, LV BUY	10,680	14,510	(3,830)	136%
001-220-521-10210	FICA TAXES	73,976	69,483	4,493	94%
001-220-521-10220	RETIREMENT CONTRIBUTIONS	116,041	99,793	16,248	86%
001-220-521-10230	LIFE & HEALTH INSURANCE	184,070	147,152	36,918	80%
001-220-521-30341	CONTRACTURAL SERVICES	3,500	161	3,339	5%
001-220-521-30402	TRAVEL EXPENSE	645	0	645	0%
001-220-521-30403	GASOLINE & DIESEL	69,000	36,128	32,872	52%
001-220-521-30404	OIL & GREASE	3,500	1,281	2,219	37%
001-220-521-30405	TIRES	4,000	2,559	1,441	64%
001-220-521-30406	VEHICLE PARTS ONLY	18,000	3,139	14,861	17%
001-220-521-30407	OTHER AUTO EXPENSE	9,000	0	9,000	0%
001-220-521-30462	REPAIR & MAINT.-EQUIPMENT & TO	1,200	0	1,200	0%
001-220-521-30464	REPAIR & MAINTENANCE - RADIOS	241	0	241	0%
001-220-521-30491	OTHER OPERATING EXPENSE	4,000	4,318	(318)	108%
001-220-521-30493	TRAINING	15,000	3,129	11,871	21%
001-220-521-30499	CANINE EXPENSE	5,000	892	4,108	18%
001-220-521-30511	OFFICE SUPPLIES	1,500	1,083	417	72%
001-220-521-30521	OPERATING MATERIALS & SUPPLIES	2,000	1,365	635	68%
001-220-521-30522	OPERATING SUPPLIES - UNIFORMS	15,000	13,046	1,954	87%
001-220-521-60644	EQUIPMENT	25,000	16,923	8,077	68%
001-220-521-70710	CAPITAL EQUIPMENT LOAN- PRINCI	3,906	0	3,906	0%
001-220-521-70711	VEHICLE LOAN CCBG (4)-PRINCIPA	28,000	27,929	71	100%
001-220-521-70720	CAPITAL EQUIPMENT LOAN- INTERE	662	0	662	0%
001-220-521-70721	VEHICLE LOAN CCBG (4)- INTERES	3,491	750	2,741	21%
	TOTAL LAW ENFORCEMENT OPERAT	1,553,739	1,353,570	200,169	87%

## CITY OF QUINCY

AUGUST 2015

G/L_ACCT #	ACCOUNT DESCRIPTION	ANNUAL BUDGET	ACTUAL YTD	(OVER) UNDER	% 92%
<b>FIRE CONTROL ADM</b>					
001-210-522-10110	EXE SALARIES & WAGES	60,594	56,060	4,534	93%
001-210-522-10120	REGULAR SALARIES & WAGES	64,983	39,180	25,803	60%
001-210-522-10150	SPEC PAY-INCENTIVE,HOL,LV BUYB	1,600	1,430	170	89%
001-210-522-10210	FICA TAXES	9,729	6,885	2,844	71%
001-210-522-10220	RETIREMENT CONTRIBUTIONS	15,261	14,391	870	94%
001-210-522-10230	LIFE & HEALTH INSURANCE	29,005	17,838	11,167	61%
001-210-522-30410	TELEPHONE	14,000	16,742	(2,742)	120%
001-210-522-30430	UTILITIES	21,000	18,192	2,808	87%
001-210-522-30461	REPAIR & MAINTENANCE-OFFICE EQ	2,260	0	2,260	0%
001-210-522-30463	REPAIR & MAINT.-BUILDINGS & GR	3,000	3,754	(754)	125%
001-210-522-30464	REPAIR & MAINTENANCE-RADIO	8,000	1,510	6,490	19%
001-210-522-30465	COPIER PAYMENT	1,350	1,160	190	86%
001-210-522-30491	OTHER OPERATING EXPENSE	1,145	1,169	(24)	102%
001-210-522-30494	FIRE PREVENTION & EDUCATION	1,250	343	907	27%
001-210-522-30511	OFFICE SUPPLIES-GENERAL	950	435	515	46%
001-210-522-30521	OPERATING MATERIALS & SUPPLIES	600	448	152	75%
001-210-522-30522	OPERATING SUPPLIES - UNIFORMS	1,000	532	468	53%
001-210-522-60641	OFFICE FURNITURE & EQUIPMENT	1,500	0	1,500	0%
001-210-522-70711	VEHICLE LOAN CCBG - PRINCIPAL	5,490	4,173	1,317	76%
001-210-522-70721	VEHICLE LOAN CCBG - INTEREST	625	112	513	18%
	TOTAL FIRE CONTROL ADM	243,342	184,354	58,988	76%
<b>FIRE CONTROL OPERATIONS</b>					
001-230-522-10120	REGULAR SALARIES & WAGES	633,937	584,709	49,228	92%
001-230-522-10130	OTHER SALARIES & WAGES - P/T	39,000	35,578	3,422	91%
001-230-522-10140	OVERTIME	20,600	30,715	(10,115)	149%
001-230-522-10150	SPEC PAY-INCENTIVE,HOL,LV BUYB	26,620	20,190	6,430	76%
001-230-522-10210	FICA TAXES	55,092	48,140	6,952	87%
001-230-522-10220	RETIREMENT CONTRIBUTIONS	79,267	95,704	(16,437)	121%
001-230-522-10230	LIFE & HEALTH INSURANCE	141,851	131,986	9,865	93%
001-230-522-30402	TRAVEL EXPENSE	1,000	0	1,000	0%
001-230-522-30403	GASOLINE & DIESEL	16,135	8,751	7,384	54%
001-230-522-30404	OIL & GREASE	2,000	118	1,882	6%
001-230-522-30405	TIRES	3,000	3,567	(567)	119%
001-230-522-30406	VEHICLE PARTS ONLY	4,000	2,604	1,396	65%
001-230-522-30407	OTHER AUTO EXPENSE	6,180	1,354	4,826	22%
001-230-522-30462	REPAIR & MAINT. - EQUIPMENT &	4,165	4,401	(236)	106%
001-230-522-30491	OTHER OPERATING EXPENSE	1,327	783	544	59%
001-230-522-30493	TRAINING	10,800	3,851	6,949	36%
001-230-522-30511	OFFICE SUPPLIES	640	737	(97)	115%
001-230-522-30521	OPERATING MATERIALS & SUPPLIES	909	515	394	57%
001-230-522-30522	OPERATING SUPPLIES - UNIFORMS	33,068	6,327	26,741	19%
001-230-522-60644	EQUIPMENT	18,600	11,564	7,036	62%
	TOTAL FIRE CONTROL OPERATIONS	1,098,191	991,596	106,595	90%

## CITY OF QUINCY

AUGUST 2015

G/L_ACCT #	ACCOUNT DESCRIPTION	ANNUAL BUDGET	ACTUAL YTD	(OVER) UNDER	% 92%
<b>BUILDING &amp; PLANNING</b>					
001-284-515-10110	EXE SALARIES & WAGES	56,741	52,376	4,365	92%
001-284-515-10120	REGULAR SALARIES & WAGES	89,854	52,754	37,100	59%
001-284-515-10140	OVERTIME	0	354	(354)	100%
001-284-515-10210	FICA TAXES	11,214	7,656	3,558	68%
001-284-515-10220	RETIREMENT CONTRIBUTIONS	14,599	10,883	3,716	75%
001-284-515-10230	LIFE & HEALTH INSURANCE	31,290	19,474	11,816	62%
001-284-515-30341	CONTRACTUAL SERVICES	33,025	18,150	14,875	55%
001-284-515-30343	PROFESSIONAL SERVICES	59,025	0	59,025	0%
001-284-515-30402	TRAVEL EXPENSE	2,000	0	2,000	0%
001-284-515-30403	GAS & DIESEL	2,500	1,199	1,301	48%
001-284-515-30410	TELEPHONE	2,500	4,239	(1,739)	170%
001-284-515-30461	REPAIR & MAINT. OFFICE EQUIPME	500	9	491	2%
001-284-515-30491	OTHER OPERATING EXPENSE	5,000	2,362	2,638	47%
001-284-515-30493	TRAINING	800	0	800	0%
001-284-515-30500	ADVERTISEMENTS	1,200	1,718	(518)	143%
001-284-515-30511	OFFICE SUPPLIES GENERAL	2,500	393	2,107	16%
001-284-515-60641	OFFICE FURNITURE & EQUIPMENT	500	0	500	0%
	TOTAL BUILDING & PLANNING	313,248	171,568	141,680	55%
<b>RECREATIONAL ACTIVITY</b>					
001-310-572-10110	EXE SALARIES & WAGES	55,628	76,870	(21,242)	138%
001-310-572-10120	REGULAR SALARIES & WAGES	55,183	50,906	4,277	92%
001-310-572-10130	OTHER SALARIES & WAGES - P/T	0	16,341	(16,341)	100%
001-310-572-10140	OVERTIME	1,030	157	873	15%
001-310-572-10210	FICA TAXES	8,556	10,664	(2,108)	125%
001-310-572-10220	RETIREMENT CONTRIBUTIONS	13,421	12,271	1,150	91%
001-310-572-10230	LIFE & HEALTH INSURANCE	11,814	16,125	(4,311)	136%
001-310-572-30341	CONTRACTUAL SERVICES	0	68	(68)	100%
001-310-572-30343	PROFESSIONAL SERVICES	10,000	6,525	3,475	65%
001-310-572-30390	CONTINGENCY	1,000	0	1,000	0%
001-310-572-30402	TRAVEL EXPENSE	1,000	0	1,000	0%
001-310-572-30403	GAS & DIESEL	3,000	4,398	(1,398)	147%
001-310-572-30404	OIL & GREASE	150	67	83	45%
001-310-572-30405	TIRES	200	0	200	0%
001-310-572-30406	VEH PARTS ONLY	675	6	669	1%
001-310-572-30407	VEHICLE REPAIRS	750	0	750	0%
001-310-572-30410	TELEPHONE	5,100	8,975	(3,875)	176%
001-310-572-30430	UTILITIES	0	238	(238)	100%
001-310-572-30440	RENTAL OF EQUIPMENT & BUILDING	1,000	442	558	44%
001-310-572-30462	REPAIR & MAINT-EQUIPMENT & TOO	25,000	7,202	17,798	29%
001-310-572-30491	OTHER OPERATING EXPENSES	25,000	14,249	10,751	57%
001-310-572-30493	TRAINING	1,000	100	900	10%



## CITY OF QUINCY

AUGUST 2015

G/L_ACCT #	ACCOUNT DESCRIPTION	ANNUAL BUDGET	ACTUAL YTD	(OVER) UNDER	%
001-310-572-30511	OFFICE SUPPLIES - GENERAL	1,500	990	510	66%
001-310-572-30521	OPERATING MATERIALS & SUPPLIES	2,000	1,458	542	73%
001-310-572-30523	OPERATING SUP - CHEM	2,000	252	1,748	13%
001-310-572-30524	SWIMMING POOL SUPPLIES	5,000	1,591	3,409	32%
001-310-572-30525	ATHLETIC EQUIPMENT - FOOTBALL	15,000	2,272	12,728	15%
001-310-572-30526	ATHLETIC EQUIP BASEBALL & SOFT	1,000	688	312	69%
001-310-572-30528	ATHLETIC EQUIPMENT - BASKETBAL	2,000	1,570	430	79%
001-310-572-30529	ATHLETIC EQUIPMENT - OTHER	5,500	3,395	2,105	62%
001-310-572-30540	OTHER RECREATIONAL ACTIVITIES	15,000	9,240	5,760	62%
	TOTAL RECREATIONAL ACTIVITY	268,507	247,060	21,447	92%
<b>PARKS</b>					
001-440-572-10120	REGULAR SALARIES & WAGES	37,783	68,851	(31,068)	182%
001-440-572-10130	OTHER SALARIES & WAGES - P/T	25,500	16,341	9,159	64%
001-440-572-10140	OVERTIME	2,030	1,259	771	62%
001-440-572-10210	FICA TAXES	3,046	5,045	(1,999)	166%
001-440-572-10220	RETIREMENT CONTRIBUTIONS	4,534	7,288	(2,754)	161%
001-440-572-10230	LIFE & HEALTH INSURANCE	8,694	13,739	(5,045)	158%
001-440-572-30391	PARKS & FACILITY	6,000	3,407	2,593	57%
001-440-572-30430	UTILITIES	34,000	36,428	(2,428)	107%
001-440-572-30440	RENTAL OF EQUIPMENT & BUILDING	2,000	0	2,000	0%
001-440-572-30463	REPAIR & MAINTENANCE-BLDGS. &	15,000	10,825	4,175	72%
001-440-572-30491	OTHER OPERATING EXPENSES	0	492	(492)	100%
	TOTAL PARKS	138,587	147,333	(8,746)	106%
<b>PUBLIC WORKS ADM</b>					
001-410-539-10110	EXE SALARIES & WAGES	41,878	0	41,878	0%
001-410-539-10120	REGULAR SALARIES & WAGES	10,382	9,576	806	92%
001-410-539-10140	OVERTIME	0	67	(67)	100%
001-410-539-10210	FICA TAXES	3,998	676	3,322	17%
001-410-539-10220	RETIREMENT CONTRIBUTIONS	6,271	1,149	5,122	18%
001-410-539-10230	LIFE & HEALTH INSURANCE	14,563	1,547	13,016	11%
001-410-539-30402	TRAVEL EXPENSE	500	0	500	0%
001-410-539-30410	TELEPHONE	6,300	7,305	(1,005)	116%
001-410-539-30430	UTILITIES	65,000	67,506	(2,506)	104%
001-410-539-30440	REPAIR & MAINT BUILDING	1,500	727	773	48%
001-410-539-30491	OTHER OPERATING EXPENSE	5,000	6,917	(1,917)	138%
001-410-539-30493	TRAINING	2,000	169	1,831	8%
001-410-539-30511	OFFICE SUPPLIES	400	311	89	78%
001-410-539-30521	OPERATING MATERIALS & SUPPLIES	2,000	803	1,197	40%
001-410-539-30522	OPERATING EXPENSE - UNIFORMS	13,000	10,579	2,421	81%
001-410-539-30524	OPERATING SUPPLIES - TOOLS	500	47	453	9%
	TOTAL PUBLIC WORKS ADM	173,292	107,381	65,911	62%

## CITY OF QUINCY

AUGUST 2015

G/L_ACCT #	ACCOUNT DESCRIPTION	ANNUAL BUDGET	ACTUAL YTD	(OVER) UNDER	% 92%
<b>ROADS &amp; STREETS</b>					
001-430-541-10110	SALARIES & WAGES	5,983	2,798	3,185	47%
001-430-541-10120	REGULAR SALARIES & WAGES	142,154	105,516	36,638	74%
001-430-541-10130	OTHER SALARIES & WAGES - P/T	0	2,952	(2,952)	100%
001-430-541-10140	OVERTIME	2,020	870	1,150	43%
001-430-541-10210	FICA TAXES	11,487	8,205	3,282	71%
001-430-541-10220	RETIREMENT CONTRIBUTIONS	17,776	12,480	5,296	70%
001-430-541-10230	LIFE & HEALTH INSURANCE	16,168	20,270	(4,102)	125%
001-430-541-30341	CONTRACTUAL SERVICES	5,000	0	5,000	0%
001-430-541-30403	GASOLINE & DIESEL	70,000	42,412	27,588	61%
001-430-541-30491	OTHER OPERATING EXPENSE	0	279	(279)	100%
001-430-541-30524	OPERATING SUPPLIES - SMALL TOO	300	-256	556	-85%
001-430-541-30530	ROAD MATERIALS & SUPPLIES	40,000	15,052	24,948	38%
001-430-541-60632	RESURF & SIDEWALKS	160,000	18,633	141,367	12%
001-430-541-60634	STORM WATER FACILITIES	1,000	0	1,000	0%
001-430-541-60643	HEAVY EQUIPMENT	25,000	10,737	14,263	43%
001-430-541-70710	CCB LOAN- GRAPPLE TRUCK PRINCI	6,488	0	6,488	0%
001-430-541-70711	PRINCIPAL- CCB LOAN EQUIP FOR	9,100	13,692	(4,592)	150%
001-430-541-70720	CCB LOAN GRAPPLE TRUCK - INTER	1,602	0	1,602	0%
001-430-541-70721	INTEREST - CCB LOAN EQUIPMENT	1,800	1,466	334	81%
		515,878	255,106	260,772	49%
<b>CEMETERIES &amp; GROUNDS</b>					
001-431-542-10110	SALARIES & WAGES	5,983	0	5,983	0%
001-431-542-10120	REGULAR SALARIES & WAGES	4,881	4,822	59	99%
001-431-542-10140	OVERTIME	0	0	0	0%
001-431-542-10210	FICA TAXES	831	335	496	40%
001-431-542-10220	RETIREMENT CONTRIBUTIONS	1,304	579	725	44%
001-431-542-10230	LIFE & HEALTH INSURANCE	2,811	1,033	1,778	37%
001-431-542-30521	OPERATING SUPPLIES	5,000	0	5,000	0%
	TOTAL CEMETERIES & GROUNDS	20,810	6,768	14,042	33%
<b>BUILDINGS &amp; GROUNDS</b>					
001-440-519-10110	SALARIES & WAGES	5,983	0	5,983	0%
001-440-519-10120	REGULAR SALARIES & WAGES	188,433	151,400	37,033	80%
001-440-519-10140	OVERTIME	2,020	2,503	(483)	124%
001-440-519-10210	FICA TAXES	15,027	10,552	4,475	70%
001-440-519-10220	RETIREMENT CONTRIBUTIONS	23,330	16,627	6,703	71%
001-440-519-10230	LIFE & HEALTH INSURANCE	42,342	34,914	7,428	82%
001-440-519-30341	CONTRACTUAL SERVICES	4,000	9,021	(5,021)	226%
001-440-519-30463	REPAIR & MAINT.-BUILDINGS & GR	30,000	61,416	(31,416)	205%
001-440-519-30491	OTHER OPERATING EXPENSE	11,500	5,062	6,438	44%
	TOTAL BUILDINGS & GROUNDS	322,635	291,497	31,138	90%

## CITY OF QUINCY

AUGUST 2015

G/L_ACCT #	ACCOUNT DESCRIPTION	ANNUAL BUDGET	ACTUAL YTD	(OVER) UNDER	% 92%
<b>FLEET MAINTENANCE</b>					
001-450-541-10120	REGULAR SALARIES & WAGES	92,660	64,976	27,684	70%
001-450-541-10140	OVERTIME	2,900	1,351	1,549	47%
001-450-541-10210	FICA TAXES	7,310	4,470	2,840	61%
001-450-541-10220	RETIREMENT CONTRIBUTIONS	11,112	7,638	3,474	69%
001-450-541-10230	LIFE & HEALTH INSURANCE	26,403	17,870	8,533	68%
001-450-541-30404	OIL & GREASE	750	697	53	93%
001-450-541-30405	TIRES	6,000	6,431	(431)	107%
001-450-541-30406	VEH PARTS ONLY	10,800	22,895	(12,095)	212%
001-450-541-30407	VEHICLE REPAIRS	6,150	7,238	(1,088)	118%
001-450-541-30491	OTHER OPER EXPENSE	0	632	(632)	100%
001-450-541-60644	EQUIPMENT	0	0	0	100%
	TOTAL FLEET MAINT	164,085	134,199	29,886	82%
	TOTAL GEN FUND EXPENDITURES	7,607,573	6,278,874	1,328,699	83%

**COMMUNITY REDVELOPMENT AGENCY**

002-250-552-10110	EXECUTIVE SALARIES & WAGES	63,700	67,615	(3,915)	106%
002-250-552-10120	REGULAR SALARIES & WAGES	0	456	(456)	100%
002-250-552-10210	FICA	4,873	5,094	(221)	105%
002-250-552-10220	RETIREMENT CONTRIBUTIONS	7,644	8,114	(470)	106%
002-250-552-10230	LIFE & HEALTH INSURANCE	5,996	5,480	516	91%
002-250-552-30341	CONTRACTUAL SERVICES	30,000	19,744	10,256	66%
002-250-552-30343	PROFESSIONAL SERVICES	50,000	43,554	6,446	87%
002-250-552-30345	MAINSTREET SUPPORT	0	10,000	(10,000)	100%
002-250-552-30390	CONTINGENCIES - TANYARD CREEK	154,387	28,198	126,189	18%
002-250-552-30402	TRAVEL EXPENSES	0	2,624	(2,624)	100%
002-250-552-30403	GAS & DIESEL	2,400	575	1,825	24%
002-250-552-30410	TELEPHONE	1,500	1,211	289	81%
002-250-552-30420	SPECIAL EVENTS	25,000	2,845	22,155	11%
002-250-552-30430	UTILITIES	600	0	600	0%
002-250-552-30463	R/M HOUSING	12,000	0	12,000	0%
002-250-552-30491	OTHER OPERATING EXPENSES	3,000	10,284	(7,284)	343%
002-250-552-30493	TRAINING	1,200	820	380	68%
002-250-552-30500	LEGAL ADS & RECORDINGS	1,000	1,690	(690)	169%
002-250-552-30511	OFFICE SUPPLIES	2,400	1,378	1,022	57%
002-250-552-30512	POSTAGE	600	0	600	0%
002-250-552-30521	OPERATING SUPPLIES	2,400	816	1,584	34%
002-250-552-60000	SENIOR ENERGY EFF PROGRAM	150,000	12,475	137,525	8%
002-250-552-60010	BEAUTIFICATION PROJECTS	50,000	0	50,000	0%
002-250-552-60641	OFFICE FURNITURE & EQUIPMENT	2,400	238	2,162	10%
		571,100	223,211	347,889	39%

## CITY OF QUINCY

AUGUST 2015

G/L_ACCT #	ACCOUNT DESCRIPTION	ANNUAL BUDGET	ACTUAL YTD	(OVER) UNDER	% 92%
<b><u>ENTERPRISE FUNDS</u></b>					
<b>FINANCIAL SERVICES</b>					
400-271-513-10110	EXECUTIVE SALARIES & WAGES	58,612	42,347	16,265	72%
400-271-513-10120	REGULAR SALARIES & WAGES	157,351	131,086	26,265	83%
400-271-513-10210	FICA TAXES	16,521	12,893	3,628	78%
400-271-513-10220	RETIREMENT CONTRIBUTIONS	25,916	19,936	5,980	77%
400-271-513-10230	LIFE & HEALTH INSURANCE	35,187	33,940	1,247	96%
	TOTAL FINANCIAL SERVICES	293,587	240,202	53,385	82%
<b>CUSTOMER SERVICES</b>					
400-274-513-10110	EXE SALARIES & WAGES	0	17,344	(17,344)	100%
400-274-513-10120	REGULAR SALARIES & WAGES	125,798	120,389	5,409	96%
400-274-513-10140	OVERTIME	4,000	1,777	2,223	44%
400-274-513-10210	FICA TAXES	9,930	9,966	(36)	100%
400-274-513-10220	RETIREMENT CONTRIBUTION	15,576	12,003	3,573	77%
400-274-513-10230	LIFE & HEALTH INSURANCE	29,411	23,163	6,248	79%
400-274-513-30280	Credit Card Processing Charges	0	5,935	(5,935)	100%
400-274-513-30341	CONTRACTUAL SERVICES	10,000	2,325	7,675	23%
400-274-513-30390	CONTINGENCY	1,000	0	1,000	0%
400-274-513-30402	TRAVEL EXPENSES	1,000	0	1,000	0%
400-274-513-30403	GAS & DIESEL	0	1,701	(1,701)	100%
400-274-513-30410	TELEPHONE	4,000	4,813	(813)	120%
400-274-513-30461	REPAIR & MAINTAIN OFFICE EQUIP	2,000	1,838	162	92%
400-274-513-30491	OTHER OPERATING EXPENSES	500	924	(424)	185%
400-274-513-30493	TRAINING	1,000	0	1,000	0%
400-274-513-30511	OFFICE SUPPLIES-GENERAL	2,000	1,580	420	79%
400-274-513-30522	OPERATING SUPPLIES - UNIFORMS	0	23	(23)	100%
400-274-513-31500	ENERGY PROGRAM EXPENSES	4,000	0	4,000	0%
400-274-513-60641	OFFICE FURNITURE & EQUIPMENT	2,000	1,803	197	90%
400-274-513-70711	NETQUINCY BLDG PRINCIPAL 50%	0	4,382	(4,382)	100%
400-274-513-70722	NETQUINCY BLDG INTEREST 50%	0	86	(86)	100%
	TOTAL CUSTOMER SERVICES	212,215	210,050	2,165	99%
<b>SEWER ADMINISTRATION</b>					
402-520-535-10110	EXE SALARIES & WAGES	13,485	10,117	3,368	75%
402-520-535-10120	REGULAR SALARIES & WAGES	34,691	15,010	19,681	43%
402-520-535-10140	OVERTIME	820	130	690	16%
402-520-535-10210	FICA TAXES	3,748	1,820	1,928	49%
402-520-535-10220	RETIREMENT CONTRIBUTIONS	5,879	2,514	3,365	43%
402-520-535-10230	LIFE & HEALTH INSURANCE	9,934	5,593	4,341	56%
402-520-535-30341	CONTRACTUAL SERVICES	7,500	3,423	4,077	46%
402-520-535-30343	PROFESSIONAL SERVICES	35,000	0	35,000	0%
402-520-535-30402	TRAVEL EXPENSE	200	99	101	50%
402-520-535-30403	GAS & DIESEL	200	0	200	0%
402-520-535-30404	OIL & GREASE	400	0	400	0%
402-520-535-30405	TIRES	100	0	100	0%

## CITY OF QUINCY

AUGUST 2015

G/L_ACCT #	ACCOUNT DESCRIPTION	ANNUAL BUDGET	ACTUAL YTD	(OVER) UNDER	% 92%
402-520-535-30410	TELEPHONE	6,340	7,990	(1,650)	126%
402-520-535-30440	RENTALS & LEASES	2,350	2,046	304	87%
402-520-535-30491	OTHER OPERATING EXPENSE	8,000	1,533	6,467	19%
402-520-535-30511	OFFICE SUPPLIES	300	46	254	15%
402-520-535-30521	OPERATING SUPPLIES	300	25	275	8%
402-520-535-30522	OPERATING SUPPLIES - UNIFORMS	100	88	12	88%
402-520-535-60644	EQUIPMENT	10,000	0	10,000	0%
402-520-535-70710	DEBT SERVICE PRINCIPAL	95,475	0	95,475	0%
402-520-535-70711	DEBT SERVICE PRIN-SERIES 2003	109,755	57,772	51,983	53%
402-520-535-70720	DEBT SERVICE DEP STATE LOAN PR	192,279	128,044	64,235	67%
402-520-535-70721	DEBT SERVICE DEP STATE LOAN IN	30,280	15,751	14,529	52%
402-520-535-70730	NOTE PAY EQUIP LOAN- PRINCIPAL	16,212	0	16,212	0%
402-520-535-70731	HONEYWELL LOAN PRINCIPAL	716	14,389	(13,673)	100%
402-520-535-70732	HONEWELL LOAN INTEREST	0	8,186	(8,186)	100%
402-520-535-70733	DEBT SERVICE - FL DEP LOAN	37,962	0	37,962	0%
402-520-535-90990	TRANSFER OF PROFIT	133,350	122,238	11,112	92%
402-520-535-91000	BUSINESS ACTIVITY SHARED EXP	54,170	49,656	4,514	92%
	TOTAL SEWER ADM	809,546	446,470	363,076	55%
<b>SEWER TREATMENT</b>					
402-531-535-30341	CONTRACTUAL SERVICES	695,000	547,822	147,178	79%
402-531-535-30430	UTILITIES	250,000	239,861	10,139	96%
402-531-535-30466	REPAIR & MAINTENANCE - PLANT	7,000	0	7,000	0%
402-531-535-30491	OTHER OPERATING EXPENSE	26,000	150	25,850	1%
402-531-535-30501	PERMITS	400	0	400	0%
402-531-535-60644	EQUIPMENT	31,000	0	31,000	0%
	TOTAL SEWER TREATMENT	1,009,400	787,833	221,567	78%
<b>SEWER DISTRIBUTION</b>					
402-540-535-10120	REGULAR SALARIES & WAGES	95,643	74,350	21,293	78%
402-540-535-10140	OVERTIME	2,250	5,641	(3,391)	251%
402-540-535-10210	FICA TAXES	8,842	5,751	3,091	65%
402-540-535-10220	RETIREMENT CONTRIBUTIONS	13,869	8,411	5,458	61%
402-540-535-10230	LIFE & HEALTH INSURANCE	16,083	17,964	(1,881)	112%
402-540-535-30312	ENGINEERING STUDY	2,000	0	2,000	0%
402-540-535-30341	CONTRACTUAL SERVICES	1,745	0	1,745	0%
402-540-535-30401	AUTO EXPENSE	200	0	200	0%
402-540-535-30403	GASOLINE & DIESEL	3,024	3,084	(60)	102%
402-540-535-30404	OIL & GREASE	500	16	484	3%
402-540-535-30405	TIRES	1,000	749	251	75%
402-540-535-30406	AUTO PARTS	1,000	157	843	16%
402-540-535-30407	VEHICLE REPAIRS-PARTS AND LABO	1,000	47	953	5%
402-540-535-30440	RENTALS/LEASES	200	0	200	0%
402-540-535-30462	REPAIR & MAINT.-EQUIPMENT & TO	5,500	3,887	1,613	71%
402-540-535-30467	MAINTENANCE OF MAINS & LINES	16,215	2,696	13,519	17%
402-540-535-30491	OTHER OPERATING EXPENSE	400	69	331	17%
402-540-535-30521	OPERATING SUPPLIES	400	0	400	0%

## CITY OF QUINCY

AUGUST 2015

G/L_ACCT #	ACCOUNT DESCRIPTION	ANNUAL BUDGET	ACTUAL YTD	(OVER) UNDER	% 92%
402-540-535-30522	OPERATING SUPPLIES - UNIFORMS	1,167	1,160	7	99%
402-540-535-60644	EQUIPMENT	5,028	0	5,028	0%
	TOTAL SEWER DISTRIBUTION	176,066	123,982	52,084	70%
	TOTAL SEWER FUND	1,995,012	1,358,285	636,727	68%
<b>ELECTRIC ADMINISTRATION</b>					
403-520-531-10110	EXE SALARIES & WAGES	26,970	20,234	6,736	75%
403-520-531-10140	REGULAR SALARIES & WAGES	70,804	30,019	40,785	42%
403-520-531-10210	OVERTIME	840	260	580	31%
403-520-531-10220	FICA TAXES	7,544	3,641	3,903	48%
403-520-531-10230	RETIREMENT CONTRIBUTIONS	11,634	5,028	6,606	43%
403-520-531-30341	LIFE & HEALTH INSURANCE	20,122	11,186	8,936	56%
403-520-531-30343	CONTRACTUAL SERVICES	140,217	63,216	77,001	45%
403-520-531-30370	PROFESSIONAL SERVICES	5,000	16,438	(11,438)	329%
403-520-531-30391	PURCHASED ELECTRIC	8,071,340	5,220,316	2,851,024	65%
403-520-531-30392	RESERVES	165,350	0	165,350	0%
403-520-531-30393	LOAN REPAYMENT	67,000	0	67,000	0%
403-520-531-30402	RATE STABILIZATION	675,000	0	675,000	0%
403-520-531-30403	TRAVEL EXPENSE	1,550	1,121	429	72%
403-520-531-30404	GASOLINE & DIESEL	2,500	1,322	1,178	53%
403-520-531-30405	OIL & GREASE	218	34	184	16%
403-520-531-30406	TIRES	150	13	137	9%
403-520-531-30407	VEHICLE PARTS ONLY	50	33	17	66%
403-520-531-30410	VEHICLE REPAIRS	200	47	153	24%
403-520-531-30440	TELEPHONE	4,480	4,222	258	94%
403-520-531-30462	RENTALS/LEASES	2,250	2,046	204	91%
403-520-531-30491	REPAIR & MAINT-EQUIPMENT & TO	0	65	(65)	100%
403-520-531-30493	OTHER OPERATING EXPENSE	20,000	3,880	16,120	19%
403-520-531-30500	TRAINING	6,600	3,261	3,339	49%
403-520-531-30511	LEGAL ADS & RECORDING	0	138	(138)	100%
403-520-531-30512	OFFICE SUPPLIES	200	52	148	26%
403-520-531-30521	POSTAGE	25,000	25,247	(247)	101%
403-520-531-30522	OPERATING SUPPLIES	200	48	152	24%
403-520-531-30540	OPERATING SUPPLIES - UNIFORMS	268	340	(72)	127%
403-520-531-30560	DUES, PUBLICATION, & MEMBERSHI	36,500	10,289	26,211	28%
403-520-531-30580	BAD DEBTS	0	-2,470	2,470	0%
403-520-531-30591	STATE ASSESSMENT TAXES	2,976	1,764	1,212	59%
403-520-531-70700	UNCLAIMED PROPERTY UTILITY REF	3,783	0	3,783	0%
403-520-531-70751	2003 BOND DEBT SERVICE PRINCIP	100,000	0	100,000	0%
403-520-531-90990	2011 Series Bonds Payable Inte	168,675	82,952	85,723	49%
403-520-531-91000	TRANSFER OF PROFIT	3,979,476	3,647,853	331,623	92%
	BUSINESS ACTIVITY SHARED EXP	238,138	218,293	19,845	92%
	TOTAL ELECTRIC ADM	13,855,035	9,370,887	4,484,148	68%
<b>ELECTRIC DISTRIBUTIO</b>					
403-591-531-10120	REGULAR SALARIES & WAGES	316,260	207,329	108,931	66%
403-591-531-10140	OVERTIME	20,000	12,184	7,816	61%
403-591-531-10210	FICA TAXES	25,724	16,361	9,363	64%

## CITY OF QUINCY

AUGUST 2015

G/L_ACCT #	ACCOUNT DESCRIPTION	ANNUAL BUDGET	ACTUAL YTD	(OVER) UNDER	%
403-591-531-10220	RETIREMENT CONTRIBUTIONS	40,351	23,387	16,964	58%
403-591-531-10230	LIFE & HEALTH INSURANCE	49,481	30,336	19,145	61%
403-591-531-30341	CONTRACTUAL SERVICES	2,000	0	2,000	0%
403-591-531-30403	GASOLINE & DIESEL	20,000	9,083	10,917	45%
403-591-531-30404	OIL & GREASE	800	178	622	22%
403-591-531-30405	TIRES	2,500	779	1,721	31%
403-591-531-30406	PARTS	4,050	2,030	2,020	50%
403-591-531-30407	VEHICLE REPAIRS-LABOR & PARTS	16,000	8,257	7,743	52%
403-591-531-30430	UTILITIES	390,000	133,304	256,696	34%
403-591-531-30440	RENTALS / LEASES	500	0	500	0%
403-591-531-30461	REPAIR & MAINT - OFFICE EQUIPM	5,000	286	4,714	6%
403-591-531-30462	REPAIR & MAINT - EQUIPMENT & T	6,700	4,345	2,355	65%
403-591-531-30467	REPAIR & MAINT-MAINS & LINES	70,000	1,234	68,766	2%
403-591-531-30468	REPAIR & MAINTENANCE - SERVICE	18,475	283	18,192	2%
403-591-531-30469	LINE CLEARING CREW	30,000	0	30,000	0%
403-591-531-30491	OTHER OPERATING EXPENSES	800	119	681	15%
403-591-531-30521	OPERATING SUPPLIES	761	46	715	6%
403-591-531-30522	OPERATING SUPPLIES - UNIFORMS	10,072	7,130	2,942	71%
403-591-531-60635	STREET LIGHTS	3,645	0	3,645	0%
403-591-531-60636	SIGNALIZATION	3,000	0	3,000	0%
403-591-531-60644	EQUIPMENT	36,371	0	36,371	0%
403-591-531-70731	HONEYWELL LOAN PRINCIPAL	0	25,581	(25,581)	100%
403-591-531-70732	HONEYWELL LOAN INTEREST	0	14,553	(14,553)	100%
	TOTAL ELECTRIC DISTRIBUTION	1,072,490	496,804	575,686	46%
<b>ELECTRIC WAREHOUSE</b>					
403-502-531-10120	REGULAR SALARIES & WAGES	30,612	0	30,612	0%
403-502-531-10140	OVERTIME	500	0	500	0%
403-502-531-10210	FICA TAXES	2,380	0	2,380	0%
403-502-531-10220	RETIREMENT CONTRIBUTIONS	3,733	0	3,733	0%
403-502-531-10230	LIFE & HEALTH INSURANCE	4,741	0	4,741	0%
403-502-531-30430	UTILITIES	4,657	4,051	606	87%
403-502-531-30461	R/M-OFFICE EQUIPMENT	400	0	400	0%
403-502-531-30462	REPAIR & MAINT - EQUIP AND TOO	500	16	484	3%
403-502-531-30463	REPAIR & MAINT - BLDS AND GROU	600	362	238	60%
403-502-531-30491	OTHER OPERATING EXPENSE	1,200	0	1,200	0%
403-502-531-30521	OPERATING SUPPLIES	1,000	0	1,000	0%
403-502-531-30522	OPERATING SUPPLIES - UNIFORMS	300	263	37	88%
	TOTAL ELECTRIC WAREHOUSE	50,623	4,692	45,931	9%
	TOTAL ELECTRIC FUND	14,978,148	9,872,383	5,105,765	66%

## CITY OF QUINCY

AUGUST 2015

G/L_ACCT #	ACCOUNT DESCRIPTION	ANNUAL BUDGET	ACTUAL YTD	(OVER) UNDER	% 92%
<b>WATER ADMINISTRATION</b>					
404-520-533-10110	EXE SALARIES & WAGES	13,485	10,117	3,368	75%
404-520-533-10120	REGULAR SALARIES & WAGES	34,691	15,010	19,681	43%
404-520-533-10140	OVERTIME	820	130	690	16%
404-520-533-10210	FICA TAXES	3,748	1,820	1,928	49%
404-520-533-10220	RETIREMENT CONTRIBUTIONS	5,879	2,514	3,365	43%
404-520-533-10230	LIFE & HEALTH INSURANCE	9,935	5,593	4,342	56%
404-520-533-30314	ANNUAL MEMBERSHIP FEES	500	0	500	0%
404-520-533-30341	CONTRACTUAL SERVICES	20,000	7,022	12,978	35%
404-520-533-30343	PROFESSIONAL SERVICES	5,000	0	5,000	0%
404-520-533-30402	TRAVEL EXPENSE	200	0	200	0%
404-520-533-30404	OIL & GREASE	100	0	100	0%
404-520-533-30405	TIRES	100	0	100	0%
404-520-533-30410	TELEPHONE	4,000	3,936	64	98%
404-520-533-30440	RENTALS & LEASES	2,200	2,046	154	93%
404-520-533-30491	OTHER OPERATING EXPENSE	6,822	2,655	4,167	39%
404-520-533-30493	TRAINING	2,500	0	2,500	0%
404-520-533-30501	PERMITS & FEES	8,000	8,995	(995)	112%
404-520-533-30511	OFFICE SUPPLIES	300	40	260	13%
404-520-533-30521	OPERATING SUPPLIES	300	25	275	8%
404-520-533-30522	OPERATING SUPPLIES - UNIFORMS	100	88	12	88%
404-520-533-70710	PRINCIPAL	95,125	152,800	(57,675)	161%
404-520-533-70711	PRINCIPAL-2003 BOND	109,755	0	109,755	0%
404-520-533-70720	DEBT SERVICE INTEREST	152,801	104,237	48,564	68%
404-520-533-70721	INTEREST-2003 BOND	104,238	57,772	46,466	55%
404-520-533-70731	HONEYWELL LOAN PRINCIPAL	0	7,994	(7,994)	100%
404-520-533-70732	HONEYWELL LOAN INTEREST	0	4,548	(4,548)	100%
404-520-533-70751	2011 Series Bonds Payable Inte	84,338	0	84,338	0%
404-520-533-90990	TRANSFER OF PROFIT	223,753	205,107	18,646	92%
404-520-533-91000	BUSINESS ACTIVITY SHARED EXP	53,093	48,669	4,424	92%
	TOTAL WATER ADM	941,783	641,117	300,666	68%
<b>WATER TREATMENT</b>					
404-530-533-30341	CONTRACTUAL SERVICES	346,125	285,301	60,824	82%
404-530-533-30391	RESERVES	75,000	0	75,000	0%
404-530-533-30430	UTILITIES	190,851	92,948	97,903	49%
404-530-533-30466	REPAIR & MAINTENANCE - PLANT	4,492	135	4,357	3%
404-530-533-30469	REPAIR & MAINT RESERVOIRS	15,000	0	15,000	0%
404-530-533-60644	EQUIPMENT	25,028	2,618	22,410	10%
	TOTAL WATER TREATMENT	656,496	381,002	275,494	58%
<b>WATER DISTRIBUTION</b>					
404-539-533-10110	SALARIES & WAGES	21,315	0	21,315	0%
404-539-533-10120	REGULAR SALARIES & WAGES	92,014	74,353	17,661	81%
404-539-533-10140	OVERTIME	2,250	5,642	(3,392)	251%
404-539-533-10210	FICA TAXES	8,842	5,751	3,091	65%
404-539-533-10220	RETIREMENT CONTRIBUTIONS	13,869	8,411	5,458	61%



## CITY OF QUINCY

AUGUST 2015

G/L_ACCT #	ACCOUNT DESCRIPTION	ANNUAL BUDGET	ACTUAL YTD	(OVER) UNDER	% 92%
404-539-533-10230	LIFE & HEALTH INSURANCE	15,930	17,965	(2,035)	113%
404-539-533-30403	GASOLINE & DIESEL	2,500	2,204	296	88%
404-539-533-30404	OIL & GREASE	500	0	500	0%
404-539-533-30405	TIRES	750	469	281	63%
404-539-533-30406	AUTO PARTS	675	3	672	0%
404-539-533-30407	VEHICLE REPAIRS-PARTS AND LABO	1,050	0	1,050	0%
404-539-533-30440	RENTALS/LEASES	200	0	200	0%
404-539-533-30462	REPAIR & MAINT- EQUIPMENT & TO	3,100	1,265	1,835	41%
404-539-533-30467	REPAIR & MAINT.-MAINS & LINES	14,160	2,675	11,485	19%
404-539-533-30468	REPAIR & MAINT.- SERVICES	10,700	40	10,660	0%
404-539-533-30491	OTHER OPERATING EXPENSE	1,000	138	862	14%
404-539-533-30521	OPERATING SUPPLIES	300	32	268	11%
404-539-533-30522	OPERATING SUPPLIES - UNIFORMS	1,167	800	367	69%
404-539-533-60644	EQUIPMENT	10,000	0	10,000	0%
	TOTAL WATER DISTRIBUTION	200,322	119,747	80,575	60%
	TOTAL WATER FUND	1,798,601	1,141,867	656,734	63%
<b>GAS ADMINISTRATION</b>					
405-520-532-10110	EXE SALARIES & WAGES	13,485	10,117	3,368	75%
405-520-532-10120	REGULAR SALARIES & WAGES	34,691	15,010	19,681	43%
405-520-532-10140	OVERTIME	820	130	690	16%
405-520-532-10210	FICA TAXES	3,748	1,820	1,928	49%
405-520-532-10220	RETIREMENT CONTRIBUTIONS	5,877	2,514	3,363	43%
405-520-532-10230	LIFE & HEALTH INSURANCE	9,938	5,593	4,345	56%
405-520-532-30341	CONTRACTUAL SERVICES	25,000	10,023	14,977	40%
405-520-532-30380	PURCHASED GAS	914,248	678,182	236,066	74%
405-520-532-30402	TRAVEL EXPENSE	200	0	200	0%
405-520-532-30403	GAS & DIESEL	750	0	750	0%
405-520-532-30404	OIL & GREASE	50	0	50	0%
405-520-532-30405	TIRES	100	0	100	0%
405-520-532-30410	TELEPHONE EXPENSE	1,000	3,593	(2,593)	359%
405-520-532-30440	RENTALS/LEASES	2,250	2,046	204	91%
405-520-532-30491	OTHER OPERATING EXPENSE	9,700	3,098	6,602	32%
405-520-532-30493	TRAINING	1,527	0	1,527	0%
405-520-532-30511	OFFICE SUPPLIES	300	58	242	19%
405-520-532-30521	OPERATING SUPPLIES	300	25	275	8%
405-520-532-30522	OPERATING SUPPLIES - UNIFORMS	135	88	47	65%
405-520-532-30580	TAXES-STATE ASSESMENT	4,000	2,704	1,296	68%
405-520-532-90990	TRANSFER OF PROFIT	531,165	486,901	44,264	92%
405-520-532-91000	BUSINESS ACTIVITY SHARED EXP	86,468	79,262	7,206	92%
	TOTAL GAS ADM	1,645,752	1,301,165	344,587	79%
<b>GAS DISTRIBUTION</b>					
405-561-532-10120	REGULAR SALARIES & WAGES	82,607	24,822	57,785	30%
405-561-532-10140	OVERTIME	2,037	139	1,898	7%
405-561-532-10210	FICA TAXES	6,475	1,791	4,684	28%

## CITY OF QUINCY

AUGUST 2015

G/L_ACCT #	ACCOUNT DESCRIPTION	ANNUAL BUDGET	ACTUAL YTD	(OVER) UNDER	%
405-561-532-10220	RETIREMENT CONTRIBUTIONS	10,157	2,979	7,178	29%
405-561-532-10230	LIFE & HEALTH INSURANCE	10,538	5,096	5,442	48%
405-561-532-30403	GASOLINE & DIESEL	4,000	2,872	1,128	72%
405-561-532-30404	OIL & GREASE	500	0	500	0%
405-561-532-30405	TIRES	500	229	271	46%
405-561-532-30406	VEHICLE PARTS	1,300	77	1,223	6%
405-561-532-30407	VEHICLE REPAIR PARTS AND LABO	1,000	0	1,000	0%
405-561-532-30430	UTILITIES	2,450	2,143	307	87%
405-561-532-30440	RENTALS/LEASES	328	165	163	50%
405-561-532-30462	REPAIR & MAINT-EQUIPMENT & TOO	927	197	730	21%
405-561-532-30467	MAINT. OF MAINS & LINES - GAS	18,585	2,788	15,797	15%
405-561-532-30468	MAINTENANCE OF SERVICES - GAS	6,120	32	6,088	1%
405-561-532-30491	OTHER OPERATING EXPENSE	200	83	117	42%
405-561-532-30520	OPER SUPP-WATER HEATERS	2,000	0	2,000	0%
405-561-532-30521	OPERATING SUPPLIES	200	11	189	6%
405-561-532-30522	OPERATING SUPPLIES - UNIFORMS	1,502	896	606	60%
	TOTAL GAS DISTRIBUTION	151,426	44,321	107,105	29%
	TOTAL GAS FUND	1,797,178	1,345,485	451,693	75%
<b>REFUSE ADMINISTRATION</b>					
406-410-539-30443	RESIDENTIAL REFUSE	572,776	488,422	84,354	85%
406-410-539-30480	LANDFILL TIPPING FEES	56,618	36,037	20,581	64%
406-410-539-31443	COMMERCIAL REFUSE	499,513	375,424	124,089	75%
406-410-539-90990	TRANSFER PROFITS TO GF	105,809	96,992	8,817	92%
406-410-539-91000	BUSINESS ACTIVITY SHARED EXP	29,018	26,600	2,418	92%
	TOTAL REFUSE ADM	1,263,734	1,023,475	240,259	81%
	TOTAL REFUSE FUND	1,263,734	1,023,475	240,259	81%

## CITY OF QUINCY

AUGUST 2015

G/L_ACCT #	ACCOUNT DESCRIPTION	ANNUAL BUDGET	ACTUAL YTD	(OVER) UNDER	% 92%
<b>LANDFILL OPERATIONS</b>					
407-422-536-10120	REGULAR SALARIES & WAGES	51,043	51,048	(5)	100%
407-422-536-10140	OVERTIME	5,000	2,769	2,231	55%
407-422-536-10210	FICA TAXES	4,287	3,616	671	84%
407-422-536-10220	RETIREMENT CONTRIBUTIONS	6,725	5,940	785	88%
407-422-536-10230	LIFE & HEALTH INSURANCE	18,983	13,521	5,462	71%
407-422-536-30312	ENGINEERING FEES	5,000	0	5,000	0%
407-422-536-30346	MONITORING FEES	50,000	37,780	12,220	76%
407-422-536-30430	UTILITIES	1,500	955	545	64%
407-422-536-30462	REPAIR & MAINT-EQUIPMENT & TOO	500	710	(210)	142%
407-422-536-30463	REPAIR & MAINT.-BUILDINGS & GR	400	80	320	20%
407-422-536-30491	OTHER OPERATING EXPENSE	4,000	3,833	167	96%
407-422-536-30493	TRAINING	1,000	0	1,000	0%
407-422-536-30501	PERMITS	200	90	110	45%
407-422-536-90990	TRANSFER PROFIT	55,975	51,310	4,665	92%
407-422-536-91000	BUSINESS ACTIVITY SHARED EXP	49,675	45,535	4,140	92%
	TOTAL LANDFILL OPERATIONS	254,288	217,187	37,101	85%
	TOTAL LANDFILL FUND	254,288	217,187	37,101	85%
	TOTAL ENTERPRISE FUNDS	22,592,763	15,408,934	7,183,829	68%
<b>INTERNAL SERVICE FUND TELECOMMUNICATIONS</b>					
508-539-539-10110	EXECUTIVE SALARIES & WAGES	0	39,037	(39,037)	100%
508-539-539-10120	REGULAR SALARIES & WAGES	83,886	0	83,886	0%
508-539-539-10210	FICA	6,417	2,728	3,689	43%
508-539-539-10220	RETIREMENT CONTRIBUTIONS	10,066	4,672	5,394	46%
508-539-539-10230	LIFE & HEALTH INSURANCE	23,679	8,937	14,742	38%
508-539-539-30341	CONTRACTUAL SERVICES	28,000	96,300	(68,300)	344%
508-539-539-30343	PROFESSIONAL SERVICES	10,000	934	9,066	9%
508-539-539-30360	ADMINISTRATIVE SERVICES	1,500	0	1,500	0%
508-539-539-30402	TRAVEL EXPENSE	400	0	400	0%
508-539-539-30403	GAS & DIESEL	1,400	754	646	54%
508-539-539-30410	TELEPHONE	3,000	6,391	(3,391)	213%
508-539-539-30430	UTILITIES	12,000	12,925	(925)	108%
508-539-539-30491	OTHER OPERATING EXPENSES	19,586	13,357	6,229	68%
508-539-539-30511	OFFICE SUPPLIES	455	0	455	0%
508-539-539-30521	OPERATING SUPPLIES	3,000	0	3,000	0%
508-539-539-60644	EQUIPMENT	9,708	0	9,708	0%
508-539-539-70710	2003 BOND DEBT SERVICE PRINCIP	44,398	0	44,398	0%
508-539-539-70711	NETQUINCY BLDG PRINCIPAL 50%	28,368	4,382	23,986	15%
508-539-539-70711	2003 BOND DEBT SERVICE PRINCIPAL	4,950		4,950	82%
508-539-539-70720	2003 BOND DEBT SERVICE INTERES	52,118	80,188	(28,070)	154%
508-539-539-70721	DEBT SERVICE PRINCIPAL CCBG EQ	477	7,053	(6,576)	1479%
508-539-539-70722	NETQUINCY BLDG INTEREST 50%	0	86	(86)	100%
508-539-539-70725	DEBT SERICE INTEREST CCBG EQ L	800	755	45	94%
	TOTAL TELECOMMUNICATIONS	344,208	278,499	65,709	81%
	TOTAL ALL FUNDS	31,115,644	22,189,518	8,926,126	71%