



City Hall

404 West Jefferson Street
Quincy, Florida 32351

www.myquincy.net

Regular City Commission Meeting

Tuesday, March 28, 2023
6:00 PM

City Hall Commission Chamber

City Commissioners

Mayor Keith Dowdell – District I
Mayor Pro Tem Anessa Canidate – District V
Commissioner Angela G. Sapp – District II
Commissioner Ronte R. Harris – District III
Commissioner Freida Bass-Prieto – District IV

"An All-American City in the Heart of Florida's Future"



City Commission Meeting
Tuesday, March 28, 2023
6: 00 PM
City Hall
Commission Chamber
AGENDA

Call to Order

Invocation

Pledge of Allegiance

Roll Call

Approval of Agenda

Proclamation

None

Special Presentations

None

Item for Consent by the Commission

1. Approval of March 14, 2023, Regular Commission Meeting Minutes
 - Janice Shackelford Clemons, City Clerk

COMMENTS FROM THE AUDIENCE

Public Hearings and Ordinances as Scheduled or Agendaed

Public Opportunity to Speak on Commission Propositions – (Pursuant to Sec. 286.0114, Florida Statute and subject to the limitations of Sec. 286.0114(3)(a), Florida Statute)

Resolutions

2. Resolution 1438-2023 – Mother Care Network, Inc, Request for Road Closure
 - Robert Nixon, City Manager
 - LT. Carlos Hill, City of Quincy Police Department

Reports, Requests, and Communications by the City Manager

3. Financial Reports and Bank Statement for February 2023
 - Robert Nixon, City Manager
 - Marcia Carty, Finance Director

Reports by Boards and Committees

Other Items Requested to be Agendaed by Commission Member(s), the City Manager and Other City Officials

Comments

- City Manager
- City Clerk
- City Attorney
- Commission Members

Adjournment

Title XIX: PUBLIC BUSINESS - Chapter 286 - PUBLIC BUSINESS: MISCELLANEOUS PROVISIONS -

SECTION 0105 - Notices of meetings and hearings must advise that a record is required to appeal.

286.0105 - Notices of meetings and hearings must advise that a record is required to appeal. Each board, commission, or agency of this state or of any political subdivision thereof shall include in the notice of any meeting or hearing if notice of the meeting or hearing is required, of such board, commission, or agency, conspicuously on such notice, the advice that, if a person decides to appeal any decision made by the board, agency, or commission with respect to any matter considered at such meeting or hearing.

Item for Consent by the Commission

**Approval of March 14, 2023
Regular Commission
Meeting Minutes**

CITY COMMISSION
Tuesday, March 14, 2023
6:00 P.M. (Eastern)

REGULAR MEETING
QUINCY, FLORIDA 32351

CITY COMMISSION REGULAR MEETING MINUTES

The City of Quincy City Commission met in a regular in-person meeting on Tuesday, March 14, 2023, with **Mayor Keith Dowdell** opening the meeting up and the following Commissioners present:

Mayor Pro Tem Anessa Canidate
Commissioner Angela G. Sapp
Commissioner Ronte R. Harris
Commissioner Freida Bass-Prieto

City Staff and Guests:

Robert Nixon, City Manager - appeared via zoom.
Gary A. Roberts, City Attorney
Janice Shackelford Clemons, City Clerk
Marcia Carty, Finance Director
DeCody Fagg, Parks, and Recreation Director
Richard Ash, Utility Director
Anthony Baker, Fire Chief
Timothy Ashley, Police Chief
Reggie Bell, Public Works Director
Jim Southerland Sr., WQTN-13 Administrator

Sheila Knowles, ELF Associates
Beth Cicchetti, Gadsden County Development Council
Patrick McShane, McShane Capital
LaToya Fryson, Director of Elderly Affairs for Gadsden County Board of County Commissioners

The regular in-person meeting was recorded and held in accordance with Florida Sunshine Law. (Note: Digital formatted documents/media are public records.)

Called to Order

Mayor Dowdell called the Regular Commission meeting to order at 6:00 pm. An invocation was provided by Marilyn Barnes, Pastor of New Direction Christian Center in Quincy, FL, followed by the pledge of allegiance. Mayor Dowdell requested a roll call.

Approval of Agenda

Mayor Dowdell requested to add to the agenda a special presentation by City Lobbyists Sheila Knowles.

Commissioner Sapp requested to pull her special presentation from the agenda.

Commissioner Sapp stated that the presentation would be rescheduled for April 11, 2023.

Commissioner Sapp offered a motion to approve the agenda with the added changes.

Commissioner Bass-Prieto seconded the motion.

Commissioner	Vote
Mayor Dowdell	Yes
Mayor Pro Tem Candidate	Yes
Commissioner Sapp	Yes
Commissioner Harris	Yes
Commissioner Bass-Prieto	Yes

The Motion Carried 5 to 0.

Proclamations

Mayor's Proclamation Honoring Women in Construction

- Mayor Keith Dowdell

Mayor's Proclamation Honoring Women's History Month

- Mayor Keith Dowdell

Summary of the Discussion by Staff and the Commission

Mayor Dowdell read in part the proclamation honoring Women in Construction week for March 5-12, 2023, and recognized the NAWIC Chapter #72 and its many volunteers for their steadfast work.

Mayor Dowdell read in part the proclamation honoring Women's History Month and asked Regina Davis to accept the proclamation on behalf of women.

Regina Davis thanked the Commission on behalf of the women of Quincy.

Special Presentation

~~Commissioner Angela Grant Sapp, District Two~~

- ~~• Bettye Ponder~~
- ~~• Gertrude Betsey~~

Shelia Knowles, ELF Associates

Beth Cicchetti, Gadsden County Development Council

Summary of the Discussion by Staff and the Commission

Mrs. Knowles requested that the Commission ranked the appropriations in terms of priority.

Mrs. Knowles recommended that the civic appropriations be ranked number 4.

Mrs. Knowles stated that the City's appropriations are being sponsored by Senator Simon and Representative Franklin.

Mrs. Knowles stated that she was certain that one appropriation would be given consideration.

Mrs. Knowles stated that the four appropriations are:

- Sewer
- Water meters
- Police Cameras (security)
- Civic(municipal building)

Mrs. Knowles stated that security cameras are more likely to pass quicker.

The Commission provided the appropriations rankings as follows:

- Sewer
- Police cameras
- Water meters
- Civic

Commissioner Harris stated for clarification that the City's priority is the sewer, but the police cameras would move quicker.

Mrs. Knowles stated by placing the sewer appropriations as the priority would not hinder getting funds for the sewer project.

Mrs. Knowles stated that even though the appropriations are prioritized the legislators could consider anyone of them.

Commissioner Bass-Prieto asked if there were any plans available for replacing the trunk line.

Director Ash stated that there are not any plans for replacing the southside trunk line.

Mrs. Knowles provided the dates of April 3-5, 2023, for the League of City Days.

Mrs. Knowles stated that Clerk Shackelford would register those that are interested in attending the League of City Days.

Mrs. Knowles stated that the commission could meet with Senator Simon and Representative Franklin during the League of City Days and tour the capitol.

Mrs. Knowles provided an update on legislation moving forward. Mayor Dowdell thanked Mrs. Knowles for her update.

Beth Cicchetti acknowledged how wonderful it is to be at the City Commission meeting after attending Arbours at Quincy groundbreaking ceremony earlier.

Mrs. Cicchetti stated that Arbours at Quincy is an 80-unit affordable apartment complex with great amenities.

Mrs. Cicchetti stated that she was grateful to the City of Quincy for the partnership.

Mrs. Cicchetti introduced Patrick McShane, CEO of McShane Capital.

Mrs. Cicchetti stated that Mr. McShane is the developer interested in the property on Corporate Court.

Mr. McShane stated that he's excited about the project on Corporate Court and how it will impact the city.

Mr. McShane stated that the project is approximately 3500 square feet.

Mr. McShane stated that this project will be the home of USDA.

Mr. McShane stated that this project will also produce revenue for the city.

Mr. McShane stated that the lease is for 15 years.

Mrs. Cicchetti stated that the city had applied for a feasibility study grant in the amount of \$300,000 for water and waste.

Mrs. Cicchetti stated that many of the rural counties applied for the grant.

Mrs. Cicchetti reminded the commission that area along Joe Adams Road is being marketed and receiving this grant would be helpful.

Mrs. Cicchetti stated that April 25, 2023, has been designated as rural county day at the capitol.

Mrs. Cicchetti stated that this is an opportunity for Gadsden County to showcase itself to the legislators.

Mrs. Cicchetti thanked the Commission for supporting the Gadsden County Development Council.

Commissioner Sapp stated how excited she is about seeing the economic development taking place in Quincy.

Items for Consent by the Commission

1. Approval of February 28, 2023, Regular Commission Meeting Minutes

- Janice Shackelford-Clemons, City Clerk
2. Approval of Four Months of Financial Statements and Reports Ending January 31, 2023
 - Robert Nixon, City Manager
 - Marcia Carty, Finance Director
 3. Approval to Distribute \$50,000 to the Gadsden Senior Services
 - Robert Nixon, City Manager
 - Marcia Carty, Finance Director

Summary of the Discussion by Staff and the Commission

Items for Consent by the Commission

Mayor Dowdell requested to pull consent agenda item three Approval to Distribute \$50,000 to the Gadsden Senior Services.

Commissioner Sapp offered a motion to approve consent agenda items one and two, pulling consent agenda item three by the Commission.

Commissioner Harris seconded the motion.

Commissioner	Vote
Mayor Dowdell	Yes
Mayor Pro Tem Candidate	Yes
Commissioner Sapp	Yes
Commissioner Harris	Yes
Commissioner Bass-Prieto	Yes

The Motion Carried 5 to 0.

Commissioner Harris offered a motion to table consent agenda item three, Approval to Distribute \$50,000 to the Gadsden Senior Services until the detail is provided on the distribution usage.

Commissioner Harris stated that the funds are available.

Commissioner Bass-Prieto seconded the motion.

Commissioner Bass-Prieto stated that there had been several requests made to the Gadsden Senior Services but had not been provided.

Commissioner Bass-Prieto stated that requests were:

- List of current board members.
- List of grants received.

Commissioner Bass-Prieto stated that the understanding was that Gadsden Senior Services would be utilizing grants and invoicing the city as needed.

Commissioner Harris stated that the invoicing would be the oversight.

Commissioner	Vote
Mayor Dowdell	Yes
Mayor Pro Tem Candidate	Yes
Commissioner Sapp	Yes
Commissioner Harris	Yes
Commissioner Bass-Prieto	Yes

The Motion Carried 5 to 0.

LaToya Fryson, Director of Elderly Affairs for the Gadsden County Board of County Commissioners stated that the program did not have any grant funds available.

Ms. Fryson stated that the foundation is in the process of applying for the 501c3.

Ms. Fryson stated that the request for the funds would help to keep the program running.

Mayor Dowdell stated that there needs to be a workshop on this matter.

Commissioner Harris stated that he would not oppose an emergency meeting to hash things out before distributing the funds.

COMMENTS FROM THE AUDIENCE

William Walker, 1250 Tyler Sanders Rd., Quincy, FL, made the following comments:

- Stated that he is with the Gadsden County Citizens Review Board.
- Stated that he is an intake specialist's investigator.
- Stated that complaints are filed for corruption in the City of Quincy.
- Referred to page two of a press release.
- Stated that there are serious violations.
- Stated that each of the commissioners took an oath and should uphold that oath.
- Stated that certain individuals once involved in the city administration are still causing problems.
- Stated that the commission should speak to the city attorney regarding the ethical findings.
- Stated that there is a right to turn this information over to law enforcement.

Public Hearings and Ordinances as Scheduled or Agendaed

None

Public Opportunity to Speak on Commission Propositions - (Pursuant to Sec. 286.0114, Fla. Stat. and subject to the limitations of Sec. 286.0114(3)(a), Fla. Stat)

None

Resolutions

None

Reports, Requests, and Communications by the City Manager

4. Request to Place the ARPA Grant funds into FLCLASS.
 - Robert Nixon, City Manager
 - Marcia Carty, Finance Director

Summary of the Discussion by Staff and the Commission

Finance Director Carty stated that FLCLASS made a presentation to the commission in August 2022.

Finance Director Carty stated that the city also received an additional 1.7 million which has not been allocated.

Finance Director Carty stated that this request is for the commission to approve placing 1 million dollars of the available ARPA Grant Funds into FLCLASS.

Finance Director Carty stated that FLCLASS is an intergovernmental investment pool authorized under section 218.415, Florida Statutes, and was created by an interlocal agreement described in section 163.01, Florida Statutes.

Finance Director Carty stated that the daily yields have increased since August 2022 and returns are competitive.

Finance Director Carty stated that staff recommends option one for the commission to approve placing 1 million of the available ARPA Grant Funds into FLCLASS.

Commissioner Bass-Prieto stated that until last week she wanted to place more money into FLCLASS.

Commissioner Bass-Prieto stated that this is a way to make money work for the city.

Commissioner Bass-Prieto stated that she's concerned with bank failures.

Commissioner Bass-Prieto suggested tabling the agenda item, for now, to see how banks are adjusting.

Commissioner Bass-Prieto stated that other entities provide the same services. Commissioner Bass-Prieto stressed that the commission has a fiduciary responsibility.

Commissioner Bass-Prieto offered a motion to table agenda item 4, a request to place 1 million dollars into FLCLASS for a period of two weeks, the last meeting in March.

Commissioner Sapp seconded the motion.

Commissioner Bass-Prieto suggested comparing other entities.

Commissioner Bass-Prieto stated that she's concerned about the bank bailouts.

Commissioner Sapp agreed with Commissioner Bass-Prieto and stated out of an abundance of caution we must be careful.

Finance Director Carty referred to a letter from Centennial Bank regarding protective measures taken to be solid.

Finance Director Carty stated that Centennial Bank is one of the strongest entities.

Commissioner	Vote
Mayor Dowdell	Yes
Mayor Pro Tem Canidate	Yes
Commissioner Sapp	Yes
Commissioner Harris	Yes
Commissioner Bass-Prieto	Yes

The Motion Carried 5 to 0.

Finance Director Carty stated that the city had begun new programs with Capital City Bank but does not know the interest rate.

Commissioner Harris stressed that he would like to see what other banks could offer.

Commissioner Bass-Prieto suggested that the commission speaks with the auditor regarding banking services.

Commissioner Harris stated that we seek a bank that can serve all our citizen's needs.

Reports by Boards and Committees

None

Other Items Requested to Be Agendaed by Commission Member(s), the City Manager, and Other City Officials

None

Comments

Director Richard Ash on behalf of City Manager, Robert Nixon

- No comments

Commission

City Clerk, Janice Shackelford Clemons

- No comments

City Attorney Gary Roberts

- No comments

Commissioner Bass-Prieto

- Reminded the Commission of PorchFest on Saturday.
- Thanked Public Works Department for all its work in keeping the city clean.
- Wished everyone a Happy St. Patrick's Day.
- Stated that the State of Florida 1601 held the first St. Patrick's Day parade.
- Stated that the wild hogs evaded her yard.
- Requested a traffic report.
- Stated that speeding is troubling.

Commissioner Sapp

- Thanked everyone for attending the groundbreaking.
- Stated that she will get with the police chief regarding a speeder.
- Wished everyone a Happy St. Patrick's Day.
- Thanked the police chief and officers for Thursday's walk and talk in district 2 and looks forward to this coming Thursday's walk.

Commissioner Harris

- Commended Dexter Goldwire and his team on a successful trail ride event.
- Stated that he was not aware of the many individuals interested in trail riding.
- Stated that the event policy should be streamlined and that there needs to be accountability.
- Stated that everyone should be treated equally when interested in having events.
- Stated that young people should be embraced in bringing positive activities to the city.
- Stated that the land along Joe Adams Road could be a source of income for the City of Quincy.

Mayor Pro Tem Candidate

- Stated that she appreciates the hard work of the City employees.
- Stated that the trail ride was extremely successful and enjoyed herself.
- Commended Dexter Goldwire for being innovative by bringing clean adult fun to the City of Quincy.

Dexter Goldwire stated how much he loves bringing people together to have clean fun.

Dexter Goldwire stated that riders came from all over.

Dexter Goldwire stated that this activity brings money to the city.

Mayor Dowdell

- Thanked Reggie Bell for all he does to help keep the city going.
- Stated how happy he is to sit around the dais and see Commissioners getting along.
- Stated that he hopes during the budget process employees can get a well-deserved raise.

The adjournment was motioned by Commissioner Sapp and seconded by Commissioner Bass-Prieto at 7:45 pm.

Please Note: The City Commission places the official copies of Commission Meeting Minutes on file with the City Clerk's Office upon approval.

Submitted by Janice Shackelford Clemons, City Clerk

APPROVED:

Keith A. Dowdell, Mayor, and
Presiding Officer of the City
Commission and of the City of
Quincy, Florida

ATTEST:

Janice Shackelford Clemons, City Clerk per
Clerk of the of Quincy, Florida
Clerk of the City Commission thereof

**Resolution 1438-2023
Mother Care Network, Inc,
Request for Road Closure**

RESOLUTION No. 1438-2023

A RESOLUTION GRANTING THE REQUEST OF THE CITY OF QUINCY THE TEMPORARY ROAD CLOSING FOR THE 2023 NATIONAL MINORITY HEALTH MONTH

WHEREAS, the Mother Care Network, Inc. has requested the closing of certain roads for its 2023 National Minority Health Month, Healthy Communities Build a Healthier Florida, to be held on Monday, April 15th, 2023: and,

WHEREAS, the City of Quincy has determined that said road closings are necessary in order for the National Minority Health Month, Healthy Communities Build a Healthier Florida to take place as planned and that such use will not interfere with the safe and efficient movement of traffic or cause danger to the public.

NOW THEREFORE BE IT RESOLVED by the City Commission of the City of Quincy, Florida, in lawful session assembled, that the city of Quincy does hereby authorize and permit the temporary closing of the following State/County and City Roads; the Intersection of Washington Street and Adams Street, Washington Street and Madison Street from 7:30 AM to 3:30 PM.

PASSED in open session of the City Commission of the City of Quincy, Florida on the ____ day of March 2023.

Mayor Keith Dowdell, Presiding Officer of
the City Commission of the City of Quincy,
Florida

ATTEST:

Janice Shackelford Clemons
Clerk of City of Quincy and
Clerk of the City Commission thereof



Mother Care Network, Inc.
Mobilizing Communities

P.O. Box 1052
Quincy, Florida 32352
850.524.2477
battlejones43@yahoo.com

March 14, 2023

Robert Nixon
City Manager
404 W Jefferson Street
Quincy, FL 32351

National Minority Health Month

Hello Mr. Nixon,

I am Felecia Battle-Jones, Business Manager, with Mother Care Network, Inc. Arrie Battle is the Founder and Director of Mother Care Network, Inc. (MCN). April is recognized nationwide as National Minority Health Month. National Minority Health Month is an inclusive initiative that targets the health needs of Black/African American, Hispanic/Latino, Asian, American Indian/Alaskan Native, Native Hawaiian/Pacific Islander, and other minority and underserved communities. The goal of National Minority Health Month is to promote action through health education, early detection, prevention, and early management of health conditions to prevent complications and poor outcomes.

MCN is a recipient of the Closing the Gap (CTG) Grant through the Office of Minority Health (OMH). This year, the (OMH) will engage partners across the state to raise awareness about the importance of maintaining a healthy and active lifestyle for overall health. The Office of Minority Health's 2023 theme is "**Healthy Communities Build a Healthier Florida**", which encourages neighborhoods and communities to promote health through staying active, maintaining a healthy diet, and receiving regular preventive care. The event will take place on Saturday, April 15, 2023, 8:00 am – 3:00 pm, on the Gadsden County Courthouse square.

Mother Care Network, Inc. and the Sickle Cell Foundation, Inc. invites the City of Quincy to partner with us to build awareness about understanding the benefits of staying active is vital to maintaining good health and improving overall quality of life. During the event, we are estimating around two hundred participants to take advantage of the FREE Health Care Services that will be provided through the vendors. We are requesting the City of Quincy, through the partnership, to assist with the following:

- ✓ Road Closure Resolution: Washington Street Closure. 8:30 am-3:00 pm.
- ✓ Police/Security: Presence during the event
- ✓ City Tent: Use of the City of Quincy Tent
- ✓ Liability Insurance: Assistance with Liability Insurance
- ✓ Gift Cards: Gift cards will be given to the participants once they receive the Health Care Services from the vendors.
- ✓ Portable Toilets: Portable Toilets
- ✓ City of Quincy: City of Quincy logo for advertisement

As a Minority Health Month event partner, we will place the City of Quincy logo on all advertisement and announce the City of Quincy as an event partner throughout the event.

We look forward to having the City of Quincy Logo added to the flyer as a partner of the 2023 Minority Health Event.

If you have questions, please contact Felecia Battle-Jones at 850-524-2477 or email at battlejones43@yahoo.com.

Sincerely,


Arrie M Battle

Mother Care Network, Inc.,
Director

Felecia A. Battle-Jones

Mother Care Network, Inc.
Business Manager

Hosted by:



Mother Care Network
Mobilizing Communities



FREE Workout at Noon!

APRIL IS MINORITY HEALTH MONTH

Mother Care Network, Inc. and Sickle Cell Foundation, Inc.

2023 Minority Health Fair

April 15, 2023 ~ 10:00 am – 2:00 pm
Gadsden County Courthouse Square

Use the links for Vendor Registration Application



SCAN ME

<https://tinyurl.com/Minority-Health-Vendor-Reg>

Get Your

- ✓ Blood Pressure Checked
- ✓ Sugar Levels Checked
- ✓ Sickle Cell Trait Checked
- & much, much more!

Deadline to submit Vendor Registration Applications is April 10, 2023. Contact 850.510.4015 for questions.

Financial Reports and Bank Statement for February 2023

Financial Reports - February 2023

CITY OF QUINCY, FL FINANCIAL STATEMENTS

FOR THE FIVE MONTHS ENDED FEBRUARY 28, 2023



ABSTRACT

The City of Quincy is following the path of financial prudence to ensure the effective usage and management of the available assets and resources to meet the goals and objectives of the City's Commissioners and City Management. The attached financial statements and reports tell the story and highlight the path the City of Quincy is following...

Marcia Carty, M.S., CPA

Finance Director

A handwritten signature in blue ink, appearing to read 'M. Carty'.

FINANCIAL REPORTS

Prepared March 22,
2023

**CITY OF QUINCY, FL
MONTHLY FINANCIAL REPORTS**

FOR THE FIVE MONTHS ENDED FEBRUARY 28, 2023

TABLE OF CONTENTS

Description of Report	Finance Personnel
❖ Overview	Marcia Carty
❖ Summary Report of Revenues & Expenses	Marcia Carty
❖ Operating Actual Revenues/Expenses	Marcia Carty
❖ Statement of Operating Revenues	Amanda Matthews
❖ Statement of Operating Expenses	Amanda Matthews
❖ Debt Service Coverage Report	Marcia Carty
❖ Grant Report	Marcia Carty
❖ Utility Billing Report	Donna Reeves
❖ Electric Revenue Prior Year Analysis	Artenia Jones
❖ Electric Revenue Budget vs Actual Analysis	Artenia Jones
❖ Customer Service Receipts Collected	LaTrenda Gainous
❖ Arrears Report	Artenia Jones
❖ Purchase Power (Fuel) Adjustment Report	Amanda Matthews
❖ Net Metering Report	Amanda Matthews
❖ Disbursements Report	Amanda Matthews
❖ Budget Transfer Report	Marcia Carty
❖ Fixed Asset Purchases Report	Andrea Burks
❖ P-Card Report & Bank Statement	Amanda Matthews
❖ Bank Reconciliations & Statements	Amanda Matthews
○ Variance FY 2022 versus FY 2023	
○ Prior Month December 2022 versus January 2023	
○ Bank Reconciliations and Bank Statements	
○ Bank Accounts Spendable Type	

Note: All reports are reviewed and approved for release by the Finance Director

OVERVIEW OF THE FINANCIAL REPORTS

Overview of the Monthly Financial Reports for FEBRUARY 28, 2023
By Finance Director Marcia Carty, CPA

For the FIVE months ended FEBRUARY 28, 2023, the following should be noted:

1. Gross operating revenues generated for the above period were \$15,369,691 with \$4,826,306 from general fund and \$9,813,688 from enterprise fund, representing 39.7% of the budget for the year, \$38,752,074.
2. Total operating expenses equaled \$14,658,416, of which \$4,844,728 was disbursed from governmental fund and \$9,813,688 from enterprise fund, representing 37.1% of total budget.
3. Net results for the City of Quincy were \$711,546 or 1.6% of total budget, with operating net results being \$711,276.
4. Debt service coverage rate is greater than 1.0; currently equaling 2.13.
5. Grant budget is \$4,886,784 for both revenues and expenses. Actual transactions equal \$634,896 and revenues were \$634,625, with revenues being greater than expenses by \$271.
6. Utility billing for both cycles in February 2023 changed, when compared to February 2022. Cycle One number of bills decreased by 8, with consumption and fuel rate adjustment decreasing, but estimated bills increased by 19. Cycle Two number of bills increased by 3 and consumption, fuel rate adjustment decreased as well. Cycle Two number of bills estimated increased by 5. There are 4,919, which is an increase of 69 accounts compared to the 4,850 accounts in January 2023. There are 4,037 residential accounts and commercial/industrial accounts equal 882.
7. For the month ended FEBRUARY 28, 2023, Electric Utility billing is \$480,286 less than the prior year, with the bulk of the change being contributed to the reduction in earnings from the ARPA Grant (\$460,700). Actual revenues, year-to-date, are less than budget by \$373,601, with the major reduction being in residential and commercial sales.
8. Monthly receipts collected by the Customer Service Division equaled \$2,100,457 (\$50,000 more than January 2023, with \$1,482,948 directly related to Utility Billing payments.
9. Arrears Report reflects an approximate amount of \$220,000 (an decrease of \$95,000 when compared to January, 2023). Commercial arrears equaled \$52,000 and residential arrears of \$168,000.
10. Purchase power adjustment (fuel) rate adjustment decreased by .00455, from .0149 down to .0103, when compared to January, 2023.
11. Calculated Net Meter rate increased to .02335 from .02833, when compared to January 2023, or a change of .00498.
12. Total disbursements approximated \$2.926 million, paid with 553 checks, NODs, and ACHs.
13. Monthly budget transfers requested by the Commissioners and the Directors totaled \$6,665.
14. Year-to date as of January 2023, operating fixed asset purchases were \$169,166.87 or 12% budgeted amount of \$1,237,640), of which CRA portion was \$128,261 and operating was \$87,630.
15. P-card purchases for the month of January 2023 was \$5,550.08.

Items of Concern –

- Installation of Exceleron is very close to implementation – still using Point n Pay and being charged 2.52% of credit card payments processed instead of \$2.95 per transaction.
- Anticipated start date for the constituents to pay for their credit card transactions is May 1, 2023.
- Bank account balances not being used for operating activity should be earning more passive income. Two other investment pool trust funds have been contacted. FLCLASS is being considered to place funds with them.
- Management of FEMA potential reimbursements is becoming more of a priority.

Conclusion – the City is continuing an up-hill path, and the enhanced financial management efforts are producing positive results.

**SUMMARY REPORT OF REVENUES AND EXPENSES
FOR THE FIVE MONTHS ENDED FEBRUARY 28, 2023**

CITY OF QUINCY, FL
SUMMARY REPORT OF REVENUES EXPENSES FOR THE FIVE MONTHS ENDED FEBRUARY 28, 2023

ACCOUNT DESCRIPTION	FY 2023 OPERATING BUDGET	FY 2023 5 MONTHS YTD OPERATING ACTUAL	YTD % (100%)
TOTAL GOVERNMENTAL REVENUES	\$12,320,209	\$4,826,306	39.2%
GOVERNMENTAL FUNDS EXPENSES	-\$12,320,209	-\$4,844,728	-39.3%
NET GOVERNMENTAL FUND RESULTS	\$0	-\$18,422	-0.1%
TOTAL ENTERPRISE FUND REVENUES	\$26,431,865	\$10,543,385	39.9%
TOTAL ENTERPRISE FUND EXPENSES	-\$26,431,865	-\$9,813,688	-37.1%
NET ENTERPRISE FUND RESULTS	\$0	\$729,697	2.8%
TOTAL OPERATING REVENUES	\$38,752,074	\$15,369,691	39.7%
TOTAL OPERATING EXPENSES	-\$38,752,074	-\$14,658,416	-37.8%
NET TOTAL OPERATING RESULTS	\$0	\$711,276	1.8%
GRANT REVENUES	\$4,886,784	\$634,896	13.0%
GRANT EXPENSES	-\$4,886,784	-\$634,625	-13.0%
NET GRANT OPERATIONS	\$0	\$271	0.0%
CITYWIDE TOTAL REVENUES	\$43,638,858	\$16,004,587	36.7%
CITYWIDE TOTAL EXPENSES	-\$43,638,858	-\$15,293,041	-35.0%
NET CITYWIDE TOTAL OPERATIONS	\$0	\$711,547	1.6%

**OPERATING ACTUAL REVENUES/EXPENSES
FOR THE FIVE MONTHS ENDED FEBRUARY 28, 2023**

CITY OF QUINCY, FL
OPERATING ACTUAL REVENUES AND EXPENSES FOR THE FIVE MONTHS ENDED FEBRUARY 28, 2023

FIVE MONTHS
YTD ACTUAL

REVENUES

Governmental	\$4,826,306
Enterprise	10,543,385
Total Revenues	\$15,369,691

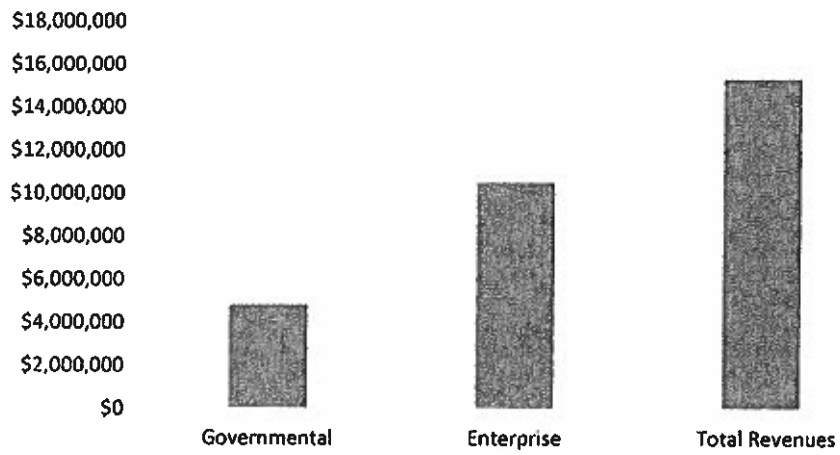
EXPENDITURES

Personnel	\$3,682,651
Contractual Services	828,260
Professional Services	91,623
Purchased Electric	3,294,603
Purchased Gas	538,168
Reserves/ Parks & Facilities	4,323
Gas, Oil & Grease, Tires, Auto Parts & Repair	158,393
Telephone	70,582
Utilities	203,029
Community Services	15,174
Commercial & Residential Refuse	664,283
Insurance - Property Liability	562,533
Repair & Maintenance	61,787
Yard Tipping Cost	22,525
Other Operating Expenses	119,801
Training & Software	44,937
Office Supplies & Operations	12,079
Operating Materials& Supplies	91,861
Uniforms	62,171
Athletic Supplies & Equipment	33,582
Dues, Publications, Subscriptions & Memberships	26,927
Economic Environment & Development	329,974
Other Operating Expenses - IT Support	92,564
CRA Operations & Projects	136,599
Capital Expenditures	119,787
Aid to Private Organizations	51,000
Debt Service - Principal and Interest	735,916
Transfers	2,286,533
Business Activity - Enterprise	316,750
Total Expenditures	14,658,415
NET INCOME (LOSS)	\$711,276

REVENUES

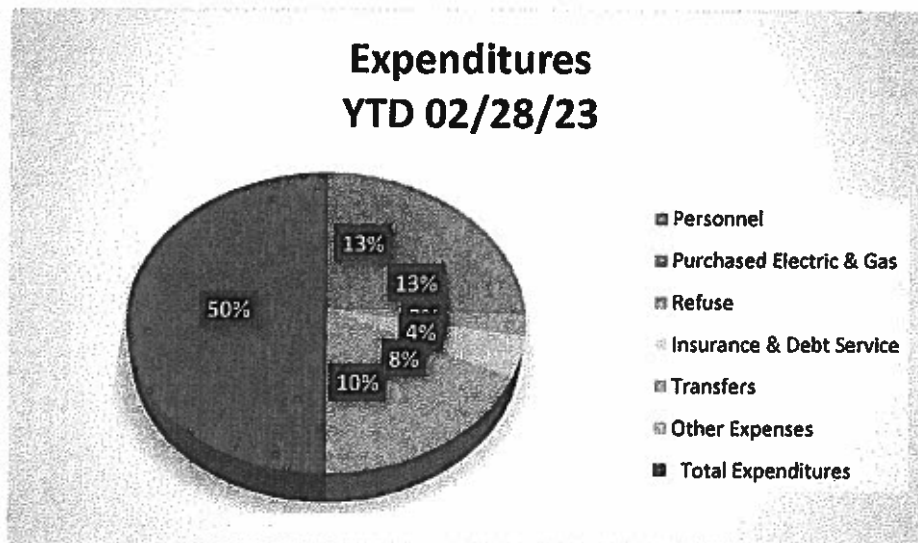
Governmental	\$4,826,306
Enterprise	10,543,385
Total Revenues	\$15,369,691

OPERATING REVENUES YTD 02/28/2023



EXPENDITURES

Personnel	\$3,682,651
Purchased Electric & Gas	3,832,771
Refuse	664,283
Insurance & Debt Service	1,298,449
Transfers	2,286,533
Other Expenses	2,893,728
Total Expenditures	\$14,658,415



STATEMENT OF OPERATING REVENUES
FOR THE FIVE MONTHS ENDED FEBRUARY 28, 2023

CITY OF QUINCY, FL
OPERATING REVENUES FOR THE FIVE (5) MONTHS ENDED FEBRUARY 28, 2023 - BUDGET TO ACTUAL

ACCOUNT_#	ACCOUNT DESCRIPTION	ADJUSTED BUDGET 2023	5 MONTHS YTD 2023	OVER_(UNDER) ADJUSTED_BUDGET	41.7% YTD_%	PRIOR YTD 2022	PRIOR_YTD_% 2022
-----------	---------------------	----------------------	-------------------	------------------------------	-------------	----------------	------------------

GOVERNMENTAL FUNDS

GEN FUND REV							
001-311-10000	CURRENT AD VALOREM TAX	\$1,672,337	\$871,807	\$1,020,182	39%	\$1,061,072	79 %
001-312-41000	SALES-LOCAL OPTION GAS TAX	\$267,471	\$63,791	\$203,680	24%	\$36,450	16 %
001-312-60000	LOCAL GOV INFRASTRUCTURE SURTA	\$641,829	\$345,150	\$296,679	54%	\$225,737	35 %
001-314-80000	UTILITY SERVICE TAX - PROPANE	\$9,284	\$2,310	\$6,974	25%	\$3,164	45 %
001-315-00000	COMMUNICATION SERVICES TAX	\$251,348	\$107,148	\$144,200	43%	\$77,207	33 %
001-321-10000	PROFESSIONAL & OCCUPATION LICE PERMITS	\$25,000	\$5,151	\$19,849	21%	\$14,937	54 %
001-322-10000		\$190,235	\$60,664	\$129,571	32%	\$82,333	74 %
001-329-10000	OTHER LICENSES, FEES & PERMITS	\$1,731	\$675	\$1,056	39%	\$887	62 %
001-329-20000	ANIMAL REGISTRATION FEES	\$0	\$250	(\$250)	0%	\$0	0 %
001-331-50000	FEMA REIMBURSEMENT MICHAEL	\$276,985	\$0	\$276,985	0%	\$0	0 %
001-335-12000	STATE REVENUE SHARING PROCEEDS	\$358,200	\$157,128	\$201,072	44%	\$113,548	30 %
001-335-14000	STATE - MOBILE HOME LICENSE	\$2,947	\$1,527	\$1,420	52%	\$1,051	62 %
001-335-15000	STATE - ALCOHOLIC BEVERAGE LIC	\$4,042	\$8,054	(\$4,012)	199%	\$2,615	44 %
001-335-17000	STATE - D O T REIMBURSEMENT	\$336,443	\$222,899	\$113,544	66%	\$7,250	5 %
001-335-18000	STATE - HALF CENT SALES TAX	\$400,151	\$173,701	\$226,450	43%	\$97,085	28 %
001-335-23000	FIREFIGHTERS SUPP COMPENSATION	\$2,520	\$0	\$2,520	0%	\$630	21 %
001-335-41000	STATE - REBATE ON MUN VEH FUEL	\$13,760	\$1,396	\$12,364	10%	\$4,139	35 %
001-335-43000	STATE DEPARTMENT OF HIGHWAY PA	\$947	\$320	\$627	34%	\$370	46 %
001-340-21000	SERVICES - COUNTY FIRE PROTECT	\$486,668	\$121,667	\$365,001	25%	\$121,667	25 %
001-340-21500	SERVICES-FIRE INSPECTIONS	\$5,545	\$600	\$4,945	11%	\$1,150	22 %
001-347-20000	REVENUE - QPRD CONCESSIONS	\$0	\$3,609	(\$3,609)	0%	\$0	0 %
001-347-21000	REVENUE - BASEBALL	\$9,104	\$35	\$9,069	0%	\$105	1 %
001-347-22000	REVENUE - FOOTBALL	\$10,000	\$7,806	\$2,194	78%	\$3,680	66 %
001-347-23000	REVENUE - BASKETBALL	\$5,815	\$6,065	(\$250)	104%	\$4,445	80 %
001-347-24000	REVENUE - DAY CAMP	\$3,749	\$0	\$3,749	0%	\$0	0 %
001-347-25000	REVENUE - CHEERLEADING	\$500	\$0	\$500	0%	\$76	0 %
001-347-26000	REVENUE - SOFTBALL	\$2,000	\$0	\$2,000	0%	\$0	0 %

CITY OF QUINCY, FL
OPERATING REVENUES FOR THE FIVE (5) MONTHS ENDED FEBRUARY 28, 2023 - BUDGET TO ACTUAL

ACCOUNT_#	ACCOUNT DESCRIPTION	ADJUSTED BUDGET 2023	5 MONTHS YTD 2023	OVER_(UNDER) ADJUSTED_BUDGET	41.7% YTD_%	PRIOR YTD 2022	PRIOR YTD_% 2022
001-347-27000	REVENUE - OTHER ACTIVITY FEES	\$3,000	\$0	\$3,000	0%	\$10	0%
001-347-28000	REVENUE - TRACK & FIELD	\$1,000	\$100	\$900	10%	\$0	0%
001-347-29000	REVENUE - KICKBALL	\$1,000	\$0	\$1,000	0%	\$0	0%
001-347-30000	RENT ON FACILITIES	\$30,000	\$9,484	\$20,516	32%	\$9,232	49%
001-347-41000	REVENUE - POOL ADMISSION FEES	\$750	\$0	\$750	0%	\$0	0%
001-347-46993	QuincyFest Vendors	\$700	\$0	\$700	0%	\$0	0%
001-347-50000	COKE FUND REVENUE	\$300	\$224	\$76	75%	\$0	0%
001-359-10000	OTH FINES & FORFEITS	\$50,000	\$18,821	\$31,179	38%	\$12,708	38%
001-359-20000	CODE ENFORCEMENT FINES	\$25,000	\$5,400	\$19,600	22%	\$188	0%
001-364-11000	SALE OF LAND - HILLCREST CEMET	\$26,000	\$5,784	\$20,217	22%	\$5,520	21%
001-364-12000	SALE OF LAND - SUNNYVALE CEMET	\$45,000	\$18,401	\$26,599	41%	\$19,376	25%
001-366-00004	DONATIONS	\$2,500	\$0	\$2,500	0%	\$0	0%
001-369-90000	OTHER MISCELLANEOUS REVENUES	\$80,000	(\$19,154)	\$99,154	-24%	\$35,777	36%
001-369-90100	GULF BREEZE INTERLOCAL AGREEME	\$200,000	\$0	\$200,000	0%	\$0	0%
001-369-92000	CRA Administrative Fees	\$20,012	\$8,338	\$11,674	42%	\$8,338	42%
001-369-95000	Insurance Proceeds	\$6,040	\$1,551	\$4,489	26%	\$0	0%
001-369-96000	DONATIONS	\$0	\$250	(\$250)	0%	\$0	0%
001-382-10000	CONTRIBUTION FR INTER OPER-ELE	\$4,402,907	\$1,920,940	\$2,481,967	44%	\$1,796,800	42%
001-382-20000	CONTRIBUTION FR INTER OPER-GAS	\$217,550	\$59,396	\$158,154	27%	\$174,026	42%
001-382-30000	CONTRIBUTION FR INTER OPER-WAT	\$440,535	\$172,369	\$268,166	39%	\$307,053	42%
001-382-40000	CONTRIBUTION FR INTER OPER-REF	\$209,670	\$87,363	\$122,308	42%	\$37,363	42%
001-382-50000	CONTRIBUTION FR INTER OPER-SEW	\$257,829	\$46,465	\$211,364	18%	\$49,245	42%
001-382-60000	CONTRIBUTION FR INTER OPER LAN	\$0	\$0	\$0	0%	\$1,144	21%
001-389-00000	USE OF FUND BALANCE	\$443,299	\$0	\$443,299	0%	\$0	0%
	TOTAL GENERAL FUND REVS	\$11,441,703	\$4,497,485	\$7,163,871	38%	\$4,316,378	42%

CITY OF QUINCY, FL
 OPERATING REVENUES FOR THE FIVE (5) MONTHS ENDED FEBRUARY 28, 2023 - BUDGET TO ACTUAL

ACCOUNT_#	ACCOUNT DESCRIPTION	ADJUSTED BUDGET 2023	5 MONTHS YTD 2023	OVER_(UNDER) ADJUSTED BUDGET	41.7% YTD_%	PRIOR YTD 2022	PRIOR YTD_% 2022
	COMMUNITY REDEVELOPMENT FUND						
002-341-00000	CRA TIF COUNTY FUNDS	\$412,132	\$0	\$412,132	0%	\$0	0%
002-341-10000	CRA TIF CITY FUNDS	\$321,428	\$328,544	(\$7,116)	102%	\$207,164	103%
002-361-10000	INTEREST REVENUE	\$100	\$277	(\$177)	277%	\$16	0%
002-389-00000	USE OF FUND BALANCE	\$144,846	\$0	\$144,846	0%	\$0	0%
	TOTAL CRA REVENUE	\$878,506	\$328,821	\$549,684	9%	\$207,180	31%
	TOTAL GOVERNMENTAL FUNDS	\$12,320,209	\$4,826,306	\$7,713,556	39.2%	\$4,523,558	36.5%
	ENTERPRISE FUNDS						
	BUSINESS ACTIVITY AND CUSTOMER						
400-381-10000	INTERFUND TRANSFER	\$760,196	\$316,749	\$443,447	42%	\$280,667	42%
	SEWER						
402-343-10000	SALES	\$2,002,607	\$799,049	\$1,203,558	40%	\$812,251	40%
402-343-16000	CONNECTIONS	\$8,457	\$1,764	\$6,693	21%	\$3,836	44%
402-343-17000	FORFEITED DISCOUNTS - PENALTY	\$30,805	\$12,907	\$17,898	42%	\$12,624	41%
402-343-19000	CUT ON/OFF FEES	\$0	\$85	(\$85)	0%	\$0	0%
402-343-27000	MISCELLANEOUS CHARGES	\$273	\$3,399	(\$3,126)	1245%	\$200	0%
402-343-50000	SEWER SURCHARGE O/S	\$51,712	\$26,468	\$25,244	51%	\$20,807	33%
402-361-10000	INTEREST REVENUE	\$426	\$471	(\$45)	110%	\$120	37%
402-369-90000	OTHER MISCELLANEOUS REVENUE	\$0	\$6,652	(\$6,652)	0%	\$0	0%
402-381-10000	INTERFUND TRANSFER	\$0	\$0	\$0	0%	\$7,571	42%
	TOTAL SEWER REV	\$2,094,280	\$850,795	\$1,243,485	32%	\$857,409	26%
	ELECTRIC						
403-331-01019	H-M FEMA REIMB MICHAEL	\$514,000	\$0	\$514,000	0%	\$0	0%
403-343-11000	RESIDENTIAL SALES	\$6,023,865	\$2,425,257	\$3,598,608	40%	\$2,426,685	45%
403-343-12000	COMMERCIAL SALES	\$8,076,860	\$3,045,297	\$5,031,563	38%	\$3,122,782	45%
403-343-13000	INDUSTRIAL SALES	\$1,880,237	\$805,455	\$1,074,782	43%	\$743,160	53%

CITY OF QUINCY, FL
OPERATING REVENUES FOR THE FIVE (5) MONTHS ENDED FEBRUARY 28, 2023 - BUDGET TO ACTUAL

ACCOUNT_#	ACCOUNT DESCRIPTION	ADJUSTED BUDGET 2023	5 MONTHS YTD 2023	OVER_ (UNDER) ADJUSTED_BUDGET	41.7% YTD_%	PRIOR YTD 2022	PRIOR_ YTD_% 2022
403-343-14000	STREET LIGHTING SALES	\$71,067	\$22,543	\$48,524	32%	\$35,238	344%
403-343-15000	INTERDEPARTMENTAL SALES	\$375,387	\$100,799	\$274,588	27%	\$150,193	48%
403-343-16000	CONNECTIONS	\$63,021	\$119,179	(\$56,158)	189%	\$31,748	60%
403-343-16500	Hurricane Michael Surcharge	\$392,299	\$385,089	\$7,210	98%	\$403,392	41%
403-343-16710	VISTA BRACE VOLUNTEER GRANT	\$0	\$0	\$0	0%	\$12,446	42%
403-343-17000	FORFEITED DISCOUNTS - PENALTY	\$245,470	\$106,095	\$139,375	43%	\$85,434	57%
403-343-18000	SALE OF MATERIAL	\$13,705	\$0	\$13,705	0%	\$10,077	0%
403-343-18500	SPECIAL PROJECT - MATERIAL SAL	\$38,651	\$84	\$38,567	0%	\$28,420	0%
403-343-19000	CUT ON/OFF FEES	\$11,178	\$2,079	\$9,099	19%	\$5,930	20%
403-343-24000	TRANSFORMER RENT	\$8,628	\$3,525	\$5,104	41%	\$3,525	41%
403-343-27000	MISCELLANEOUS CHARGES	\$7,053	(\$2,087)	\$9,140	-30%	\$3,464	47%
403-343-29000	POLE RENT-CABLEVISION	\$0	\$19,832	(\$19,832)	0%	\$0	0%
403-343-90000	MISCELLANEOUS REVENUES	\$21,129	\$1,546	\$19,583	7%	\$631	0%
403-361-10000	INTEREST REVENUE	\$1,398	\$2,012	(\$614)	144%	\$445	44%
403-369-90000	MISCELLANEOUS REVENUES	\$7,222	\$12,917	(\$5,695)	179%	\$5,310	0%
	TOTAL ELECTRIC REV	\$17,751,170	\$7,049,622	\$10,701,547	40%	\$7,068,880	44%
	WATER						
404-331-37000	AMERICAN RESCUE PLAN GRANT	\$0	\$0	\$0	0%	\$13,000	59%
404-343-10000	SALES	\$1,699,030	\$722,226	\$976,804	43%	\$687,747	34%
404-343-15000	INTERDEPARTMENTAL SALES	\$78,388	\$25,782	\$52,606	33%	\$31,563	36%
404-343-16000	CONNECTIONS	\$29,550	\$4,339	\$25,211	15%	\$17,335	75%
404-343-17000	FORFEITED DISCOUNTS-PENALTIES	\$30,896	\$12,103	\$18,793	39%	\$13,382	53%
404-343-27000	MISCELLANEOUS CHARGES	\$24,134	\$19,678	\$4,456	82%	(\$625)	3%
404-343-30000	WATER SURCHARGE O/S	\$93,879	\$41,023	\$52,856	44%	\$36,897	35%
404-361-10000	INTEREST REVENUE	\$1,156	\$6,746	(\$5,590)	584%	\$447	25%
404-369-90000	Miscellaneous Reveune	\$62	\$0	\$62	0%	\$45	0%
	TOTAL WATER REV	\$1,957,095	\$831,897	\$1,125,197	42%	\$799,791	34%
	GAS						
405-331-37000	AMERICAN RESCUE PLAN GRANT	\$0	\$0	\$0	0%	\$13,000	53%

CITY OF QUINCY, FL
OPERATING REVENUES FOR THE FIVE (5) MONTHS ENDED FEBRUARY 28, 2023 - BUDGET TO ACTUAL

ACCOUNT_#	ACCOUNT DESCRIPTION	ADJUSTED BUDGET 2023	5 MONTHS YTD 2023	OVER_ (UNDER) ADJUSTED _BUDGET	41.7% YTD_%	PRIOR YTD 2022	PRIOR_ YTD_% 2022
405-343-10000	GAS SALES	\$1,836,740	\$715,882	\$1,120,858	39%	\$841,518	55%
405-343-15000	GAS INTERDEPARTMENTAL SALES	\$9,299	\$5,900	\$3,399	63%	\$4,039	43%
405-343-16000	GAS CONNECTIONS	\$3,639	\$1,056	\$2,583	29%	\$2,000	18%
405-343-17000	GAS FORFEITED DISCS-PENALTIES	\$31,963	\$9,390	\$22,573	29%	\$12,002	44%
405-343-27000	GAS OTHER CHARGES	\$0	\$250	(\$250)	0%	(\$523)	80-%
405-361-10000	INTEREST REVENUE	\$80	\$376	(\$296)	470%	\$43	31%
405-369-90000	MISCELLANEOUS REVENUE	\$148,135	\$22,926	\$125,209	15%	\$1,386	1%
	TOTAL GAS REV	\$2,029,856	\$755,780	\$1,274,076	37%	\$873,465	39%
	REFUSE						
406-343-11000	RESIDENTIAL SALES	\$780,913	\$311,045	\$469,868	40%	\$310,175	42%
406-343-12000	COMMERCIAL SALES	\$547,487	\$245,461	\$302,026	45%	\$216,648	41%
406-343-15000	YARD TRASH COLLECTION	\$150,283	\$59,560	\$90,723	40%	\$59,553	41%
406-343-17000	FORFEITED DISCOUNTS-PENALTIES	\$20,000	\$9,433	\$10,567	47%	\$7,861	42%
	TOTAL REFUSE REV	\$1,498,683	\$625,499	\$873,185	42%	\$594,237	41%
	LANDFILL						
407-343-44000	GARBAGE TIPPING FEES	\$148,597	\$33,048	\$115,549	22%	\$59,189	39%
407-381-00010	Non-Operating Transfer	\$0	\$0	\$0	0%	\$4,944	42%
	TOTAL LANDFILL REV	\$148,597	\$33,048	\$115,549	22%	\$64,133	39%

CITY OF QUINCY, FL
OPERATING REVENUES FOR THE FIVE (5) MONTHS ENDED FEBRUARY 28, 2023 - BUDGET TO ACTUAL

ACCOUNT_#	ACCOUNT DESCRIPTION	ADJUSTED BUDGET 2023	5 MONTHS YTD 2023	OVER_(UNDER) ADJUSTED_BUDGET	41.7% YTD_%	PRIOR YTD 2022	PRIOR_YTD_% 2022
	TELECOMMUNICATION						
508-381-00010	Non-Operating Transfer	\$181,988	\$75,829	\$106,159	42%	\$54,583	39 %
508-381-10000	INTERFUND TRANSFER FROM GENERA	\$5,000	\$2,083	\$2,917	42%	\$1,610	42 %
508-381-30000	INTERFUND TRANSFER FROM CRA	\$5,000	\$2,083	\$2,917	42%	\$1,667	42 %
	TOTAL TELECOMMUNICATIONS REV	\$191,988	\$79,995	\$111,993	42%	\$57,860	39 %
	TOTAL ENTERPRISE FND REVS	\$26,431,865	\$10,543,385	\$15,888,479	39%	\$10,596,442	39 %
	TOTAL REVENUES	\$38,752,074	\$15,369,691	\$23,602,034	36%	\$15,120,000	40 %

STATEMENT OF OPERATING EXPENSES
FOR THE FIVE MONTHS ENDED FEBRUARY 28, 2023

G/L_ACCT #	ACCOUNT DESCRIPTION	FY 2023 OPERATING BUDGET	FY 2023 5 MONTHS YTD OPERATING ACTUAL	FY 2023 OPERATING BUDGET BALANCE	FY 2023 5 MONTHS YTD OPERATING ACTUAL	FY 2023 5 MONTHS YTD OPERATING ACTUAL	FY 2023 5 MONTHS YTD OPERATING ACTUAL	FY 2023 5 MONTHS YTD OPERATING ACTUAL	YTD% 2022
GENERAL FUND EXPENSES									
	CITY COMMISSION								
001-110-511-10110	SALARIES & WAGES	186,128.00	67,450.00	118,678.00	36.2 %	68,160.00	36.61 %		
001-110-511-10210	FICA TAXES	14,239.00	4,967.00	9,272.00	34.9 %	5,046.00	35.57 %		
001-110-511-10220	RETIREMENT CONTRIBUTIONS	22,335.00	8,094.00	14,241.00	36.2 %	8,179.00	36.75 %		
001-110-511-10230	LIFE & HEALTH INSURANCE	30,153.00	8,036.00	22,117.00	26.7 %	7,111.00	39.55 %		
001-110-511-30343	PROFESSIONAL SERVICES	20,000.00	7,850.00	12,150.00	39.3 %	11,100.00	34.48 %		
001-110-511-30390	CONTINGENCIES-RESERVES	4,000.00	-	4,000.00	0	-	0		
001-110-511-30434	SENIOR SERVICES	10,000.00	1,874.00	8,126.00	18.7 %	-	0		
001-110-511-30436	COMMUNITY OUTREACH	-	-	-	0	17,999.00	89.77 %		
001-110-511-30437	COMMUNITY EVENTS	22,400.00	12,300.00	10,100.00	54.9 %	-	0		
001-110-511-30491	OTHER EXPENSES	14,000.00	4,855.00	9,145.00	34.7 %	4,780.00	25.52 %		
001-110-511-31000	OTHER OPERATING IT SUPPORT	9,500.00	3,958.00	5,542.00	41.7 %	3,500.00	41.66 %		
001-110-511-80820	AID TO PRIVATE ORGANIZATIONS	51,000.00	51,000.00	-	100.0 %	59,000.00	115.68 %		
001-110-519-30500	LEGAL ADS & RECORDINGS	3,200.00	-	3,200.00	0	-	0		
001-110-552-60620	CHAMBER BUILDING IMPROVEME	5,000.00	-	5,000.00	0	-	0		
	TOTAL CITY COMMISSION	391,955.00	170,384.00	221,571.00	43.0-%	184,876.00	48.00-%		
	CITY MANAGER								
001-160-512-10110	SALARIES & WAGES	110,000.00	40,989.00	69,011.00	37.3 %	81,998.00	51.82 %		
001-160-512-10120	REGULARY SALARIES & WAGES	47,000.00	1,212.00	45,788.00	2.6 %	25,955.00	65.85 %		
001-160-512-10210	FICA TAXES	12,011.00	3,159.00	8,852.00	26.3 %	6,028.00	47.26 %		
001-160-512-10220	RETIREMENT CONTRIBUTIONS	18,840.00	5,212.00	13,628.00	27.7 %	12,642.00	55.70 %		
001-160-512-10230	LIFE & HEALTH INSURANCE	25,434.00	11,887.00	13,547.00	46.7 %	2,811.00	31.96 %		
001-160-512-30341	CONTRACTUAL SERVICES	5,000.00	5,000.00	-	100.0 %	13,885.00	43.70 %		
001-160-512-30343	PROFESSIONAL SERVICES	3,500.00	-	3,500.00	0	-	0		
001-160-512-30402	TRAVEL EXPENSE	1,500.00	-	1,500.00	0	-	0		
001-160-512-30403	GAS	4,000.00	2,801.00	1,199.00	70.0 %	1,251.00	26.28 %		
001-160-512-30410	TELEPHONE	8,000.00	2,953.00	5,047.00	36.9 %	2,395.00	27.09 %		
001-160-512-30461	REPAIR & MAINTENANCE OFFICE	4,600.00	271.00	4,329.00	5.9 %	-	0		

CITY OF QUINCY, FL
OPERATING EXPENSES FOR THE FIVE (5) MONTHS ENDED FEBRUARY 28, 2023 - BUDGET TO ACTUAL

G/L ACCT #	ACCOUNT DESCRIPTION	FY 2023 OPERATING BUDGET	FY 2023 5 MONTHS YTD OPERATING ACTUAL	FY 2023 OPERATING BUDGET BALANCE	FY 2023 5 MONTHS YTD OPERATING ACTUAL 41.7%	FY 2023 5 MONTHS YTD OPERATING ACTUAL	YTD% 2022
001-160-512-30491	OTHER OPERATING EXPENSE	8,000.00	7,645.00	355.00	95.6%	4,475.00	61.08%
001-160-512-30511	OFFICE SUPPLIES GENERAL	3,000.00	123.00	2,877.00	4.1%	994.00	41.69%
001-160-512-31000	OTHER OPERATING EXP - IT SUPPL	9,500.00	3,958.00	5,542.00	41.7%	3,500.00	41.66%
	TOTAL CITY MANAGER	260,385.00	85,210.00	175,175.00	33.0%	155,934.00	50.00%
	CITY ATTORNEY						
001-120-514-30341	CONTRACTUAL SERVICES	300,000.00	152,374.00	147,626.00	50.8%	81,877.00	16.85%
001-120-514-30402	TRAVEL	500.00	-	500.00	0	-	0
001-120-514-30491	OTHER OPERATING EXPENSE	500.00	-	500.00	0	84.00	0
001-120-514-31000	OTHER OPERATING EXP - IT SUPPL	-	-	-	0	3,500.00	41.66%
	TOTAL CITY ATTORNEY	301,000.00	152,374.00	148,626.00	51.0%	85,461.00	17.00%
	CITY CLERK						
001-130-519-10110	SALARIES & WAGES	50,000.00	20,694.00	29,306.00	41.4%	18,092.00	34.97%
001-130-519-10210	FICA TAXES	3,825.00	1,635.00	2,190.00	42.7%	1,433.00	35.04%
001-130-519-10220	RETIREMENT CONTRIBUTIONS	6,000.00	2,422.00	3,578.00	40.4%	2,171.00	36.76%
001-130-519-10230	LIFE & HEALTH INSURANCE	8,100.00	743.00	7,357.00	9.2%	712.00	33.40%
001-130-519-30341	CONTRACTUAL SERVICES	2,500.00	-	2,500.00	0	-	0
001-130-519-30343	PROFESSIONAL SERVICES	3,000.00	-	3,000.00	0	175.00	8.27%
001-130-519-30402	TRAVEL EXPENSE	1,000.00	-	1,000.00	0	-	0
001-130-519-30410	TELEPHONE	5,500.00	2,566.00	2,934.00	46.7%	1,566.00	24.47%
001-130-519-30461	REPAIR & MAINT - OFFICE EQUIP	2,000.00	88.00	1,912.00	4.4%	-	0
001-130-519-30491	OTHER OPERATING EXPENSE	2,000.00	936.00	1,064.00	46.8%	2,023.00	73.36%
001-130-519-30493	TRAINING	600.00	-	600.00	0	-	0
001-130-519-30500	LEGAL ADS AND RECORDING FEES	5,000.00	-	5,000.00	0	140.00	5.85%
001-130-519-30511	OFFICE SUPPLIES-GENERAL	600.00	137.00	463.00	22.8%	447.00	62.08%
001-130-519-31000	OTHER OPERATING EXP - IT SUPPL	5,000.00	2,083.00	2,917.00	41.7%	2,083.00	41.66%
	TOTAL CITY CLERK	95,125.00	31,304.00	63,821.00	33.0%	28,843.00	33.00%
	NON-DEPARTMENTAL						
001-001-519-10272	INVESTMENT EXPENSE	1,020.00	-	1,020.00	0	-	0
001-001-519-30320	ACCOUNTING & AUDITING SERVICE	35,357.00	-	35,357.00	0	-	0
001-001-519-30341	CONTRACTUAL SERVICES	26,000.00	150.00	25,850.00	0.6	9,565.00	16.80%

CITY OF QUINCY, FL
 OPERATING EXPENSES FOR THE FIVE (5) MONTHS ENDED FEBRUARY 28, 2023 - BUDGET TO ACTUAL

G/L ACCT #	ACCOUNT DESCRIPTION	FY 2023 OPERATING BUDGET	FY 2023 5 MONTHS YTD OPERATING ACTUAL	FY 2023 OPERATING BUDGET BALANCE	FY 2023 5 MONTHS YTD OPERATING ACTUAL %	FY 2023 5 MONTHS YTD OPERATING ACTUAL	YTD% 2022
001-001-519-30342	RECORDING OF THE COMMISSION	43,500.00	16,000.00	27,500.00	36.8 %	14,000.00	32.18 %
001-001-519-30343	PROFESSIONAL SERVICES	3,178.00	156.00	3,022.00	4.9 %	85.00	2.67 %
001-001-519-30391	RESERVES - FUNDING OF RESTRICTED	400.00	-	400.00	0	-	0
001-001-519-30410	TELEPHONE	1,924.00	1,088.00	836.00	56.5 %	-	0
001-001-519-30440	SUMMER YOUTH WORK PROGRAM	24,000.00	-	24,000.00	0	-	0
001-001-519-30451	INSURANCE	575,000.00	364,236.00	210,764.00	63.3 %	190,045.00	37.49 %
001-001-519-30462	REPAIR & MAINT. - EQUIPMENT & SUPPLIES	4,000.00	316.00	3,684.00	7.9 %	-	0
001-001-519-30465	COPIER PAYMENT	1,898.00	451.00	1,447.00	23.7 %	807.00	41.44 %
001-001-519-30490	INTEREST EXPENSE	3,083.00	-	3,083.00	0	-	0
001-001-519-30491	OTHER OPERATING EXPENSE	47,750.00	44,497.00	3,253.00	93.2 %	26,056.00	81.11 %
001-001-519-30512	POSTAGE	3,349.00	1,772.00	1,577.00	52.9 %	1,224.00	22.57 %
001-001-519-70730	TRANSFER DEBT SVC CAP IMP BOND	361,663.00	150,000.00	211,663.00	41.5 %	150,000.00	41.32 %
001-001-519-70731	HONEYWELL LOAN PRINCIPAL	17,117.00	8,460.00	8,657.00	49.4 %	9,373.00	48.28 %
001-001-519-70732	HONEYWELL LOAN INTEREST	598.00	397.00	201.00	66.4 %	837.00	31.27 %
001-001-519-90000	TRANSFER TO INTERNAL SERVICE	5,000.00	2,083.00	2,917.00	41.7 %	1,610.00	41.66 %
001-001-552-30645	CRA TIF: ECONOMIC ENVIRON.	328,678.00	328,544.00	134.00	100.0 %	207,164.00	99.96 %
	TOTAL NON-DEPARTMENTAL	1,483,515.00	918,150.00	565,365.00	62.0-%	607,548.00	49.00-%
	PERSONNEL						
001-260-513-10110	EXE SALARIES & WAGES	65,000.00	24,291.00	40,709.00	37.4 %	24,468.00	54.53 %
001-260-513-10120	REGULAR SALARIES & WAGES	89,044.00	34,031.00	55,013.00	38.2 %	9,163.00	25.45 %
001-260-513-10130	OTHER SALARIES & WAGES - P/T	-	-	-	0	(118.00)	26.19-%
001-260-513-10210	FICA TAXES	11,784.00	4,056.00	7,728.00	34.4 %	2,428.00	34.13 %
001-260-513-10220	RETIREMENT CONTRIBUTIONS	18,485.00	6,895.00	11,590.00	37.3 %	4,036.00	42.61 %
001-260-513-10230	LIFE & HEALTH INSURANCE	24,955.00	11,667.00	13,288.00	46.8 %	2,023.00	23.13 %
001-260-513-30314	PSYCHIATRIC EVALUATIONS	4,000.00	1,440.00	2,560.00	36.0 %	1,680.00	43.09 %
001-260-513-30315	EMPLOYEE QUALITY OF LIFE	5,000.00	1,225.00	3,775.00	24.5 %	-	0
001-260-513-30341	CONTRACTUAL SERVICES	12,057.00	1,932.00	10,125.00	16.0 %	7,161.00	33.45 %
001-260-513-30343	PROFESSIONAL SERVICES	14,000.00	2,704.00	11,296.00	19.3 %	4,577.00	26.15 %
001-260-513-30402	TRAVEL EXPENSE	500.00	-	500.00	0	-	0
001-260-513-30410	TELEPHONE	7,200.00	3,413.00	3,787.00	47.4 %	2,085.00	25.13 %
001-260-513-30461	REPAIR AND MAINTENANCE OFFICE	500.00	59.00	441.00	11.8 %	-	0
001-260-513-30491	OTHER OPERATING EXPENSE	500.00	215.00	285.00	42.9 %	434.00	21.71 %

CITY OF QUINCY, FL
 OPERATING EXPENSES FOR THE FIVE (5) MONTHS ENDED FEBRUARY 28, 2023 - BUDGET TO ACTUAL

G/L ACCT #	ACCOUNT DESCRIPTION	FY 2023 OPERATING BUDGET	FY 2023 5 MONTHS YTD OPERATING ACTUAL	FY 2023 OPERATING BUDGET BALANCE	FY 2023 5 MONTHS YTD OPERATING 41.7%	FY 2022 5 MONTHS YTD OPERATING ACTUAL	YTD% 2022
001-260-513-30493	TRAINING	1,500.00	-	1,500.00	0	-	0
001-260-513-30511	OFFICE SUPPLIES GENERAL	750.00	-	750.00	0	-	0
001-260-513-31000	OTHER OPERATING EXP - IT SUPPLY	9,500.00	3,958.00	5,542.00	41.7%	3,500.00	41.66%
	TOTAL PERSONNEL	264,775.00	95,886.00	168,889.00	36.0%	61,436.00	35.00%
	FINANCE						
001-271-513-10110	EXE SALARIES & WAGES	26,250.00	9,398.00	16,852.00	35.8%	9,360.00	35.88%
001-271-513-10120	REGULAR SALARIES & WAGES	66,318.00	17,663.00	48,655.00	26.6%	16,752.00	33.83%
001-271-513-10140	OVERTIME	500.00	-	500.00	0	70.00	6.53%
001-271-513-10210	FICA TAXES	7,120.00	1,913.00	5,207.00	26.9%	1,841.00	33.97%
001-271-513-10220	RETIREMENT CONTRIBUTIONS	11,168.00	3,192.00	7,976.00	28.6%	3,142.00	35.87%
001-271-513-10230	LIFE & HEALTH INSURANCE	15,077.00	5,057.00	10,020.00	33.5%	4,325.00	38.68%
001-271-513-30343	PROFESSIONAL SERVICES	19,000.00	250.00	18,750.00	1.3%	13,604.00	78.17%
001-271-513-30402	TRAVEL EXPENSE	1,500.00	-	1,500.00	0	-	0
001-271-513-30410	TELEPHONE	5,500.00	2,514.00	2,986.00	45.7%	1,538.00	21.92%
001-271-513-30440	EQUIPMENT RENTAL	3,100.00	188.00	2,912.00	6.1%	-	0
001-271-513-30461	REPAIR & MAINT OFFICE EQUIPM	2,500.00	219.00	2,281.00	8.8%	-	0
001-271-513-30465	COPIER LEASE	1,200.00	451.00	749.00	37.6%	-	0
001-271-513-30491	OTHER OPERATING EXPENSE	1,000.00	661.00	339.00	66.1%	1,382.00	53.25%
001-271-513-30493	TRAINING	2,500.00	-	2,500.00	0	-	0
001-271-513-30511	OFFICE SUPPLIES GENERAL	7,700.00	3,092.00	4,608.00	40.2%	3,089.00	38.50%
001-271-513-30521	OPERATING SUPPLIES	1,500.00	694.00	806.00	46.3%	1,055.00	94.55%
001-271-513-31000	OTHER OPERATING EXP - IT SUPPLY	9,500.00	3,958.00	5,542.00	41.7%	3,500.00	41.66%
	TOTAL FINANCE	181,433.00	49,250.00	132,183.00	27.0%	59,659.00	39.00%
	GENERAL SERVICES ADM						
001-276-513-10110	EXE SALARY & WAGES	-	-	-	0	23,269.00	34.45%
001-276-513-10120	REGULAR SALARIES & WAGES	50,000.00	18,812.00	31,188.00	37.6%	-	0
001-276-513-10140	OVERTIME	3,825.00	-	3,825.00	0	-	0
001-276-513-10210	FICA	6,000.00	1,370.00	4,630.00	22.8%	1,836.00	31.01%
001-276-513-10220	RETIREMENT	7,850.00	2,192.00	5,658.00	27.9%	2,792.00	32.43%
001-276-513-10230	LIFE & HEALTH INSURANCE	8,100.00	2,914.00	5,186.00	36.0%	868.00	29.77%
	TOTAL GEN SERVICES ADM	75,775.00	25,288.00	50,487.00	33.0%	28,764.00	31.00%

CITY OF QUINCY, FL
 OPERATING EXPENSES FOR THE FIVE (5) MONTHS ENDED FEBRUARY 28, 2023 - BUDGET TO ACTUAL

G/L ACCT #	ACCOUNT DESCRIPTION	FY 2023 OPERATING BUDGET	FY 2023 5 MONTHS YTD OPERATING ACTUAL	FY 2023 OPERATING BUDGET BALANCE	FY 2023 5 MONTHS YTD OPERATING ACTUAL 41.7%	FY 2023 5 MONTHS YTD OPERATING ACTUAL	YTD% 2022
	LAW ENFORCEMENT ADM						
001-210-521-10110	EXE SALARIES & WAGES	75,000.00	27,945.00	47,055.00	37.3 %	20,192.00	29.34 %
001-210-521-10120	REGULAR SALARIES & WAGES	253,720.00	78,221.00	175,499.00	30.8 %	75,918.00	40.38 %
001-210-521-10130	OTHER SALARIES & WAGES	1,000.00	508.00	492.00	50.8 %	125.00	14.23 %
001-210-521-10140	OVERTIME	500.00	205.00	295.00	41.0 %	103.00	20.51 %
001-210-521-10150	SPEC PAY-INCENTIVE,HOL,IV BUY	800.00	-	800.00	0	-	0
001-210-521-10210	FICA TAXES	25,323.00	8,042.00	17,281.00	31.8 %	7,263.00	37.57 %
001-210-521-10220	RETIREMENT CONTRIBUTIONS	39,722.00	27,275.00	12,447.00	68.7 %	11,549.00	17.98 %
001-210-521-10230	LIFE & HEALTH INSURANCE	53,415.00	14,241.00	39,174.00	26.7 %	9,151.00	38.08 %
001-210-521-30341	CONTRACTUAL SERVICES	20,000.00	1,690.00	18,310.00	8.4 %	13,516.00	26.03 %
001-210-521-30402	TRAVEL EXPENSE	1,500.00	-	1,500.00	0	345.00	23.40 %
001-210-521-30403	GAS & DIESEL	7,000.00	5,493.00	1,507.00	78.5 %	1,173.00	9.43 %
001-210-521-30404	OIL & GREASE	850.00	-	850.00	0	-	0
001-210-521-30405	TIRES	110.00	-	110.00	0	-	0
001-210-521-30406	VEHICLE PARTS ONLY	250.00	-	250.00	0	-	0
001-210-521-30407	VEHICLE REPAIRS	500.00	-	500.00	0	-	0
001-210-521-30410	TELEPHONE	56,000.00	21,943.00	34,057.00	39.2 %	25,945.00	43.81 %
001-210-521-30430	UTILITIES	8,000.00	3,334.00	4,666.00	41.7 %	2,096.00	22.93 %
001-210-521-30464	REPAIRS & MAINTENANCE-RADIO	1,000.00	-	1,000.00	0	-	0
001-210-521-30491	OTHER OPERATING EXPENSE	4,946.00	381.00	4,565.00	7.7 %	2,106.00	44.36 %
001-210-521-30492	INVESTIGATIVE FUNDS	1,500.00	-	1,500.00	0	16.00	18.46 %
001-210-521-30493	TRAINING	1,500.00	-	1,500.00	0	-	0
001-210-521-30494	Software License	17,300.00	16,971.00	329.00	98.1 %	3,000.00	9.00 %
001-210-521-30511	OFFICE SUPPLIES-GENERAL	23,000.00	4,709.00	18,291.00	20.5 %	5,286.00	27.39 %
001-210-521-30521	OPERATING MATERIALS & SUPPL	2,000.00	147.00	1,853.00	7.4 %	1,595.00	77.91 %
001-210-521-30522	OPERATING SUPPLIES-UNIFORMS	500.00	-	500.00	0	-	0
001-210-521-30540	PUBLICATIONS, SUBSCRIP. & MEN	1,000.00	-	1,000.00	0	-	0
001-210-521-31000	OTHER OPERATING EXP - IT SUPP	9,500.00	3,958.00	5,542.00	41.7 %	3,500.00	41.66 %
001-210-521-60641	OFFICE FURNITURE & EQUIPMENT	1,500.00	-	1,500.00	0	110.00	2.25 %
	TOTAL LAW ENFORCEMENT ADM	607,436.00	215,063.00	392,373.00	35.0 %	182,991.00	32.00 %
	LAW ENFORCEMENT OPERATION						
001-220-521-10120	REGULAR SALARIES & WAGES	1,539,336.00	550,774.00	988,562.00	35.8 %	539,291.00	35.53 %

CITY OF QUINCY, FL
 OPERATING EXPENSES FOR THE FIVE (5) MONTHS ENDED FEBRUARY 28, 2023 - BUDGET TO ACTUAL

G/L ACCT #	ACCOUNT DESCRIPTION	FY 2023 OPERATING BUDGET	FY 2023 5 MONTHS YTD OPERATING ACTUAL	FY 2023 OPERATING BUDGET BALANCE	FY 2023 5 MONTHS YTD OPERATING ACTUAL	FY 2023 5 MONTHS YTD OPERATING ACTUAL	FY 2023 5 MONTHS YTD OPERATING ACTUAL	YTD% 2022
001-220-521-10130	OTHER SALARIES & WAGES - P/T	20,000.00	16,715.00	3,285.00	17,996.00	83.6 %	17,996.00	34.27 %
001-220-521-10140	OVERTIME	100,000.00	58,400.00	41,600.00	62,000.00	58.4 %	62,000.00	46.33 %
001-220-521-10150	SPEC PAY-INCENTIVE,HOL, LV BUY	15,266.00	6,938.00	8,328.00	4,395.00	45.4 %	4,395.00	32.24 %
001-220-521-10210	FICA TAXES	128,107.00	46,343.00	81,764.00	46,151.00	36.2 %	46,151.00	36.33 %
001-220-521-10220	RETIREMENT CONTRIBUTIONS	375,000.00	219,341.00	155,659.00	146,276.00	58.5 %	146,276.00	47.87 %
001-220-521-10230	LIFE & HEALTH INSURANCE	271,286.00	133,715.00	137,571.00	114,456.00	49.3 %	114,456.00	38.57 %
001-220-521-30341	CONTRACTURAL SERVICES	5,500.00	235.00	5,265.00	418.00	4.3 %	418.00	7.72 %
001-220-521-30402	TRAVEL EXPENSE	1,000.00	-	1,000.00	-	0	-	0
001-220-521-30403	GASOLINE & DIESEL	60,000.00	26,864.00	33,136.00	13,581.00	44.8 %	13,581.00	21.03 %
001-220-521-30404	OIL & GREASE	3,000.00	1,729.00	1,271.00	882.00	57.6 %	882.00	30.91 %
001-220-521-30405	TIRES	5,000.00	2,277.00	2,723.00	1,837.00	45.5 %	1,837.00	29.38 %
001-220-521-30406	VEHICLE PARTS ONLY	29,000.00	2,794.00	26,206.00	11,518.00	9.6 %	11,518.00	44.27 %
001-220-521-30407	OTHER AUTO EXPENSE	1,500.00	1,409.00	91.00	36.00	94.0 %	36.00	0.38
001-220-521-30435	YOUTH DEVELOPMENT ACADEMY	2,000.00	1,000.00	1,000.00	500.00	50.0 %	500.00	100.00 %
001-220-521-30462	REPAIR & MAINT.-EQUIPMENT &	600.00	-	600.00	-	0	-	0
001-220-521-30464	REPAIR & MAINTENANCE - RADIO	500.00	-	500.00	480.00	0	480.00	96.00 %
001-220-521-30491	OTHER OPERATING EXPENSE	50,300.00	14,668.00	35,632.00	7,930.00	29.2 %	7,930.00	22.73 %
001-220-521-30493	TRAINING	30,000.00	8,117.00	21,883.00	-	27.1 %	-	0
001-220-521-30494	Software License	8,236.00	8,235.00	1.00	-	100.0 %	-	0
001-220-521-30499	CANINE EXPENSE	500.00	-	500.00	-	0	-	0
001-220-521-30511	OFFICE SUPPLIES	1,000.00	-	1,000.00	259.00	0	259.00	88.21 %
001-220-521-30514	HUMAN INTELLIGENCE - REWARD	1,000.00	-	1,000.00	-	0	-	0
001-220-521-30521	OPERATING MATERIALS & SUPPLI	95,685.00	65,800.00	29,885.00	2,834.00	68.8 %	2,834.00	9.06 %
001-220-521-30522	OPERATING SUPPLIES - UNIFORM	40,000.00	16,298.00	23,702.00	17,926.00	40.7 %	17,926.00	34.49 %
001-220-521-60641	OFFICE FURNITURE & EQUIPMENT	10,608.00	-	10,608.00	73,559.00	0	73,559.00	53.76 %
001-220-521-60642	VEHICLES	109,020.00	32,155.00	76,865.00	25,680.00	29.5 %	25,680.00	36.93 %
001-220-521-60644	EQUIPMENT	20,000.00	9,586.00	10,414.00	14,973.00	47.9 %	14,973.00	90.20 %
	TOTAL LAW ENFORCEMENT OPE	2,923,444.00	1,223,393.00	1,700,051.00	1,102,977.00	42.0 %	1,102,977.00	38.00 %
	FIRE CONTROL ADM							
001-210-522-10110	EXE SALARIES & WAGES	130,000.00	45,877.00	84,123.00	24,690.00	35.3 %	24,690.00	34.56 %
001-210-522-10120	REGULAR SALARIES & WAGES	47,000.00	17,351.00	29,649.00	17,205.00	36.9 %	17,205.00	32.64 %
001-210-522-10150	SPEC PAY-INCENTIVE,HOL, LV BUY	6,000.00	1,750.00	4,250.00	559.00	29.2 %	559.00	28.31 %

CITY OF QUINCY, FL
 OPERATING EXPENSES FOR THE FIVE (5) MONTHS ENDED FEBRUARY 28, 2023 - BUDGET TO ACTUAL

G/L_ACCT #	ACCOUNT DESCRIPTION	FY 2023 OPERATING BUDGET	FY 2023 5 MONTHS YTD OPERATING ACTUAL	FY 2023 OPERATING BUDGET BALANCE	FY 2023 5 MONTHS YTD OPERATING ACTUAL 41.7%	FY 2023 5 MONTHS YTD OPERATING ACTUAL	YTD% 2022
001-210-522-10210	FICA TAXES	14,000.00	4,719.00	9,281.00	33.7 %	3,018.00	32.84 %
001-210-522-10220	RETIREMENT CONTRIBUTIONS	21,240.00	15,343.00	5,897.00	72.2 %	5,095.00	35.06 %
001-210-522-10230	LIFE & HEALTH INSURANCE	28,674.00	9,766.00	18,908.00	34.1 %	8,157.00	39.02 %
001-210-522-30410	TELEPHONE	23,923.00	8,623.00	15,300.00	36.0 %	8,772.00	36.42 %
001-210-522-30430	UTILITIES	17,100.00	7,497.00	9,603.00	43.8 %	4,525.00	21.85 %
001-210-522-30461	REPAIR & MAINTENANCE-OFFICE	3,000.00	85.00	2,915.00	2.8 %	-	0
001-210-522-30463	REPAIR & MAINT.-BUILDINGS & G	10,000.00	760.00	9,240.00	7.6 %	4,357.00	46.81 %
001-210-522-30464	REPAIR & MAINTENANCE-RADIO	7,000.00	-	7,000.00	0	-	0
001-210-522-30465	COPIER PAYMENT	1,989.00	601.00	1,388.00	30.2 %	807.00	41.55 %
001-210-522-30491	OTHER OPERATING EXPENSE	1,105.00	722.00	383.00	65.3 %	311.00	26.64 %
001-210-522-30494	FIRE PREVENTION AND EDUCATIO	8,000.00	2,526.00	5,474.00	31.6 %	1,431.00	31.16 %
001-210-522-30511	OFFICE SUPPLIES-GENERAL	1,000.00	200.00	800.00	20.0 %	170.00	36.37 %
001-210-522-30521	OPERATING MATERIALS & SUPPLI	2,800.00	230.00	2,570.00	8.2 %	159.00	5.11 %
001-210-522-30522	OPERATING SUPPLIES - UNIFORM	4,000.00	681.00	3,319.00	17.0 %	595.00	16.10 %
001-210-522-31000	OTHER OPERATING EXP -IT SUPPC	9,500.00	3,958.00	5,542.00	41.7 %	3,500.00	41.66 %
001-210-522-60641	OFFICE FURNITURE & EQUIPMENT	6,000.00	5,000.00	1,000.00	83.3 %	-	0
	TOTAL FIRE CONTROL ADM	342,331.00	125,689.00	216,642.00	37.0-%	83,351.00	33.00-%
	FIRE CONTROL OPERATIONS						
001-230-522-10120	REGULAR SALARIES & WAGES	933,164.00	322,412.00	610,752.00	34.6 %	314,810.00	33.55 %
001-230-522-10130	OTHER SALARIES & WAGES - P/T	21,300.00	600.00	20,700.00	2.8 %	-	0
001-230-522-10140	OVERTIME	75,000.00	18,622.00	56,378.00	24.8 %	39,445.00	43.66 %
001-230-522-10150	SPEC PAY-INCENTIVE,HOL,LY BUY	19,780.00	15,545.00	4,235.00	78.6 %	4,905.00	25.91 %
001-230-522-10210	FICA TAXES	81,079.00	26,212.00	54,867.00	32.3 %	26,458.00	34.15 %
001-230-522-10220	RETIREMENT CONTRIBUTIONS	301,400.00	169,080.00	132,320.00	56.1 %	116,168.00	40.73 %
001-230-522-10230	LIFE & HEALTH INSURANCE	171,711.00	86,461.00	85,250.00	50.4 %	75,470.00	38.16 %
001-230-522-30345	VOLUNTEER FIREFIGHTER PROGR	25,200.00	-	25,200.00	0	-	0
001-230-522-30402	TRAVEL EXPENSE	2,000.00	-	2,000.00	0	-	0
001-230-522-30403	GASOLINE & DIESEL	15,783.00	8,648.00	7,135.00	54.8 %	4,348.00	22.48 %
001-230-522-30404	OIL & GREASE	1,175.00	397.00	778.00	33.8 %	321.00	27.34 %
001-230-522-30405	TIRES	4,000.00	1,415.00	2,585.00	35.4 %	-	0
001-230-522-30406	VEHICLE PARTS ONLY	1,675.00	328.00	1,347.00	19.6 %	561.00	33.51 %

CITY OF QUINCY, FL
 OPERATING EXPENSES FOR THE FIVE (5) MONTHS ENDED FEBRUARY 28, 2023 - BUDGET TO ACTUAL

G/L_ACCT #	ACCOUNT DESCRIPTION	FY 2023 OPERATING BUDGET	FY 2023 5 MONTHS YTD OPERATING ACTUAL	FY 2023 OPERATING BUDGET BALANCE	FY 2023 5 MONTHS YTD OPERATING ACTUAL 41.7%	FY 2023 5 MONTHS YTD OPERATING ACTUAL	YTD% 2022
001-230-522-30462	REPAIR & MAINT. - EQUIPMENT &	15,000.00	12,390.00	2,610.00	82.6 %	4,772.00	30.31 %
001-230-522-30491	OTHER OPERATING EXPENSE	1,603.00	841.00	762.00	52.4 %	69.00	4.29 %
001-230-522-30493	TRAINING	6,000.00	300.00	5,700.00	5.0 %	4,578.00	88.04 %
001-230-522-30511	OFFICE SUPPLIES	500.00	52.00	448.00	10.4 %	51.00	11.96 %
001-230-522-30521	OPERATING MATERIALS & SUPPLI	3,500.00	887.00	2,613.00	25.3 %	895.00	24.76 %
001-230-522-30522	OPERATING SUPPLIES - UNIFORM	40,000.00	28,875.00	11,125.00	72.2 %	13,781.00	20.01 %
001-230-522-60644	EQUIPMENT	30,000.00	-	30,000.00	0	-	0
	TOTAL FIRE CONTROL OPERATIO	1,749,870.00	693,065.00	1,056,805.00	40.0-%	606,632.00	34.00-%
	BUILDING & PLANNING						
001-284-515-10110	EXE SALARIES & WAGES	72,140.00	12,452.00	59,688.00	17.3 %	-	0
001-284-515-10120	REGULAR SALARIES & WAGES	79,075.00	29,543.00	49,532.00	37.4 %	29,203.00	35.03 %
001-284-515-10140	OVERTIME	-	-	-	0	99.00	79.19 %
001-284-515-10210	FICA TAXES	11,568.00	2,967.00	8,601.00	25.6 %	2,015.00	28.91 %
001-284-515-10220	RETIREMENT CONTRIBUTIONS	18,146.00	4,961.00	13,185.00	27.3 %	3,504.00	35.86 %
001-284-515-10230	LIFE & HEALTH INSURANCE	24,497.00	7,713.00	16,784.00	31.5 %	6,621.00	39.25 %
001-284-515-30341	CONTRACTUAL SERVICES	7,500.00	3,400.00	4,100.00	45.3 %	115,670.00	97.06 %
001-284-515-30343	PROFESSIONAL SERVICES	40,000.00	12,200.00	27,800.00	30.5 %	5,650.00	12.80 %
001-284-515-30402	TRAVEL EXPENSE	1,000.00	-	1,000.00	0	-	0
001-284-515-30403	GAS & DIESEL	450.00	424.00	26.00	94.2%	47.00	23.67 %
001-284-515-30404	OIL & GREASE	200.00	-	200.00	0	-	0
001-284-515-30405	TIRES	450.00	-	450.00	0	-	0
001-284-515-30406	VEH PARTS ONLY	300.00	-	300.00	0	-	0
001-284-515-30407	VEH REPAIRS	200.00	-	200.00	0	75.00	27.07 %
001-284-515-30410	TELEPHONE	7,000.00	3,154.00	3,846.00	45.1 %	1,946.00	25.87 %
001-284-515-30461	REPAIR & MAINT. OFFICE EQUIPM	2,500.00	1,051.00	1,449.00	42.0 %	-	0
001-284-515-30491	OTHER OPERATING EXPENSE	3,000.00	2,182.00	818.00	72.7 %	2,801.00	56.80 %
001-284-515-30493	TRAINING	1,500.00	775.00	725.00	51.6 %	885.00	50.54 %
001-284-515-30500	ADVERTISEMENTS	3,600.00	343.00	3,257.00	9.5 %	226.00	5.76 %
001-284-515-30511	OFFICE SUPPLIES GENERAL	5,000.00	191.00	4,809.00	3.8 %	2,683.00	38.92 %
001-284-515-31000	OTHER OPERATING EXP - IT SUPPL	9,500.00	3,958.00	5,542.00	41.7 %	3,500.00	41.66 %
	TOTAL BUILDING & PLANNING	287,626.00	85,314.00	202,312.00	30.0-%	174,925.00	54.00-%

CITY OF QUINCY, FL
 OPERATING EXPENSES FOR THE FIVE (5) MONTHS ENDED FEBRUARY 28, 2023 - BUDGET TO ACTUAL

G/L_Acct #	ACCOUNT DESCRIPTION	FY 2023 OPERATING BUDGET	FY 2023 5 MONTHS YTD OPERATING ACTUAL	FY 2023 OPERATING BUDGET BALANCE	FY 2023 5 MONTHS YTD OPERATING ACTUAL 41.7%	FY 2023 5 MONTHS YTD OPERATING ACTUAL	YTD% 2022
	RECREATIONAL ACTIVITY						
001-310-572-10110	EXE SALARIES & WAGES	54,388.00	20,825.00	33,563.00	38.3 %	19,397.00	33.76 %
001-310-572-10120	REGULAR SALARIES & WAGES	210,300.00	79,110.00	131,190.00	37.6 %	81,250.00	32.68 %
001-310-572-10130	OTHER SALARIES & WAGES - P/T	63,440.00	6,461.00	56,979.00	10.2 %	5,210.00	22.17 %
001-310-572-10140	OVERTIME	2,489.00	-	2,489.00	0	687.00	28.53 %
001-310-572-10210	FICA TAXES	25,292.00	7,492.00	17,800.00	29.6 %	7,491.00	31.40 %
001-310-572-10220	RETIREMENT CONTRIBUTIONS	39,375.00	11,493.00	27,882.00	29.2 %	12,122.00	37.16 %
001-310-572-10230	LIFE & HEALTH INSURANCE	53,560.00	25,371.00	28,189.00	47.4 %	22,190.00	37.72 %
001-310-572-30341	CONTRACTUAL SERVICES	3,718.00	3,717.00	1.00	100.0 %	800.00	100.00 %
001-310-572-30402	TRAVEL EXPENSE	1,000.00	-	1,000.00	0	-	0
001-310-572-30403	GAS & DIESEL	12,000.00	4,103.00	7,897.00	34.2 %	2,756.00	17.58 %
001-310-572-30404	OIL & GREASE	1,500.00	322.00	1,178.00	21.5 %	227.00	25.26 %
001-310-572-30405	TIRES	1,600.00	134.00	1,466.00	8.4 %	747.00	41.53 %
001-310-572-30406	VEH PARTS ONLY	1,000.00	138.00	862.00	13.8 %	212.00	13.83 %
001-310-572-30407	VEHICLE REPAIRS	1,000.00	255.00	745.00	25.5 %	18.00	1.18 %
001-310-572-30410	TELEPHONE	11,282.00	5,330.00	5,952.00	47.2 %	4,724.00	34.80 %
001-310-572-30440	RENTAL OF EQUIPMENT & BUILDI	1,500.00	63.00	1,437.00	4.2 %	380.00	32.10 %
001-310-572-30441	SWIMMING POOL REPAIRS	7,500.00	30.00	7,470.00	0.4	-	0
001-310-572-30462	REPAIR & MAINT-EQUIPMENT & T	3,000.00	312.00	2,688.00	10.4 %	299.00	8.13 %
001-310-572-30491	OTHER OPERATING EXPENSES	15,000.00	11,248.00	3,752.00	75.0 %	11,938.00	65.31 %
001-310-572-30492	MAINTENANCE OF TANYARD CRE	7,000.00	1,616.00	5,384.00	23.1 %	348.00	14.36 %
001-310-572-30493	TRAINING	1,000.00	-	1,000.00	0	-	0
001-310-572-30511	OFFICE SUPPLIES - GENERAL	1,000.00	192.00	808.00	19.2 %	564.00	36.58 %
001-310-572-30521	OPERATING MATERIALS & SUPPLI	3,500.00	1,398.00	2,102.00	39.9 %	735.00	21.57 %
001-310-572-30522	OPERATING SUPPLIES - UNIFORM	4,000.00	1,028.00	2,972.00	25.7 %	1,874.00	40.32 %
001-310-572-30523	OPERATING SUP - CHEM	4,000.00	1,812.00	2,188.00	45.3 %	409.00	12.38 %
001-310-572-30524	SWIMMING POOL SUPPLIES	1,500.00	-	1,500.00	0	-	0
001-310-572-30525	ATHLETIC EQUIPMENT - FOOTBAL	20,000.00	15,815.00	4,185.00	79.1 %	11,213.00	53.90 %
001-310-572-30526	ATHLETIC EQUIP BASEBALL & SOF	5,000.00	-	5,000.00	0	-	0
001-310-572-30528	ATHLETIC EQUIPMENT - BASKETB	10,000.00	6,835.00	3,165.00	68.3 %	3,663.00	60.78 %
001-310-572-30529	ATHLETIC EQUIPMENT - OTHER	3,000.00	1,025.00	1,975.00	34.2 %	-	0
001-310-572-30530	TRACK CLUB	6,000.00	-	6,000.00	0	-	0
001-310-572-30531	ATHLETIC EQUIPMENT - KICKBALL	3,000.00	-	3,000.00	0	-	0
001-310-572-30540	OTHER RECREATIONAL ACTIVITIES	7,000.00	4,981.00	2,019.00	71.2 %	2,084.00	22.01 %

CITY OF QUINCY, FL
 OPERATING EXPENSES FOR THE FIVE (5) MONTHS ENDED FEBRUARY 28, 2023 - BUDGET TO ACTUAL

G/L ACCT #	ACCOUNT DESCRIPTION	FY 2023 OPERATING BUDGET	FY 2023 5 MONTHS YTD OPERATING ACTUAL	FY 2023 OPERATING BUDGET BALANCE	FY 2023 5 MONTHS YTD OPERATING ACTUAL 41.7%	FY 2023 5 MONTHS YTD OPERATING ACTUAL	YTD% 2022
001-310-572-31000	OTHER OPERATING EXP - IT SUPPL	9,500.00	3,958.00	5,542.00	41.7 %	3,500.00	41.66 %
	TOTAL RECREATIONAL ACTIVITY	594,444.00	215,064.00	379,380.00	36.0-%	194,838.00	33.00-%
	PARKS						
001-440-572-10130	OTHER SALARIES & WAGES - P/T	-	-	-	0	(384.00)	0
001-440-572-10210	FICA TAXES	-	-	-	0	(29.00)	0
001-440-572-30341	CONTRACTUAL SERVICES	15,000.00	601.00	14,399.00	4.0 %	1,807.00	25.42 %
001-440-572-30391	PARKS & FACILITY	29,515.00	4,323.00	25,192.00	14.6 %	12,669.00	33.25 %
001-440-572-30430	UTILITIES	41,000.00	17,554.00	23,446.00	42.8 %	11,724.00	24.20 %
001-440-572-30462	REPAIR & MAINT.-EQUIPMENT &	2,500.00	187.00	2,313.00	7.5 %	212.00	17.67 %
001-440-572-30463	REPAIR & MAINTENANCE-BLDGS.	8,310.00	8,307.00	3.00	100.0 %	398.00	6.76 %
001-440-572-30491	OTHER OPERATING EXPENSES	2,000.00	140.00	1,860.00	7.0 %	-	0
001-440-572-60642	VEHICLES	35,000.00	-	35,000.00	0	-	0
001-440-572-60644	EQUIPMENT	6,175.00	-	6,175.00	0	4,285.00	80.83 %
	TOTAL PARKS	139,500.00	31,112.00	108,388.00	22.0-%	30,681.00	28.00-%
	PUBLIC WORKS ADM						
001-410-539-10110	EXE SALARIES & WAGES	48,048.00	17,935.00	30,113.00	37.3 %	22,327.00	40.89 %
001-410-539-10120	REGULAR SALARIES & WAGES	23,000.00	9,237.00	13,763.00	40.2 %	6,619.00	29.41 %
001-410-539-10140	OVERTIME	500.00	-	500.00	0	-	0
001-410-539-10210	FICA TAXES	5,473.00	1,936.00	3,537.00	35.4 %	2,032.00	36.92 %
001-410-539-10220	RETIREMENT CONTRIBUTIONS	8,585.00	2,107.00	6,478.00	24.5 %	2,679.00	36.24 %
001-410-539-10230	LIFE & HEALTH INSURANCE	11,590.00	4,362.00	7,228.00	37.6 %	3,864.00	38.51 %
001-410-539-30410	TELEPHONE	7,770.00	3,388.00	4,382.00	43.6 %	2,284.00	29.37 %
001-410-539-30430	UTILITIES	62,000.00	26,539.00	35,461.00	42.8 %	19,480.00	24.50 %
001-410-539-30440	REPAIR & MAINT BUILDING	1,250.00	180.00	1,070.00	14.4 %	300.00	19.99 %
001-410-539-30491	OTHER OPERATING EXPENSE	4,000.00	3,134.00	866.00	78.4 %	3,017.00	35.69 %
001-410-539-30493	TRAINING	2,000.00	550.00	1,450.00	27.5 %	1,600.00	99.98 %
001-410-539-30511	OFFICE SUPPLIES	400.00	48.00	352.00	12.0 %	82.00	20.53 %
001-410-539-30521	OPERATING MATERIALS & SUPPLI	3,000.00	-	3,000.00	0	454.00	24.03 %
001-410-539-30522	OPERATING EXPENSE - UNIFORMS	16,000.00	3,556.00	12,444.00	22.2 %	2,670.00	24.46 %
001-410-539-30524	OPERATING SUPPLIES - TOOLS	500.00	-	500.00	0	14.00	2.79 %
001-410-539-31000	OTHER OPERATING EXP - IT SUPPL	9,500.00	3,958.00	5,542.00	41.7 %	3,500.00	41.66 %
	TOTAL PUBLIC WORKS ADM	209,616.00	76,930.00	126,686.00	38.0-%	70,923.00	32.00-%

CITY OF QUINCY, FL
 OPERATING EXPENSES FOR THE FIVE (5) MONTHS ENDED FEBRUARY 28, 2023 - BUDGET TO ACTUAL

G/L ACCT #	ACCOUNT DESCRIPTION	FY 2023 OPERATING BUDGET	FY 2023 5 MONTHS YTD OPERATING ACTUAL	FY 2023 OPERATING BUDGET BALANCE	FY 2023 5 MONTHS YTD OPERATING ACTUAL 41.7%	FY 2023 5 MONTHS YTD OPERATING ACTUAL	YTD% 2022
	ROADS & STREETS						
001-430-541-10110	SALARIES & WAGES	6,864.00	2,562.00	4,302.00	37.3 %	3,904.00	26.76 %
001-430-541-10120	REGULAR SALARIES & WAGES	345,530.00	134,907.00	210,623.00	39.0 %	119,817.00	33.38 %
001-430-541-10140	OVERTIME	4,500.00	2,441.00	2,059.00	54.2 %	1,506.00	23.72 %
001-430-541-10210	FICA TAXES	27,302.00	9,890.00	17,412.00	36.2 %	8,723.00	31.79 %
001-430-541-10220	RETIREMENT CONTRIBUTIONS	42,827.00	15,821.00	27,006.00	36.9 %	14,655.00	36.02 %
001-430-541-10230	LIFE & HEALTH INSURANCE	57,817.00	31,585.00	26,232.00	54.6 %	29,641.00	39.46 %
001-430-541-30341	CONTRACTUAL SERVICES	60,000.00	27,842.00	32,158.00	46.4 %	29,038.00	35.80 %
001-430-541-30403	GASOLINE & DIESEL	64,000.00	26,199.00	37,801.00	40.9 %	16,763.00	20.44 %
001-430-541-30462	REPAIR & MAINT - HEAVY EQUIPN	5,000.00	432.00	4,568.00	8.6 %	737.00	38.79 %
001-430-541-30491	OTHER OPERATING EXPENSE	400.00	80.00	320.00	20.0 %	26.00	6.30 %
001-430-541-30521	OPERATING MATERIALS & SUPPLI	900.00	682.00	218.00	75.8 %	182.00	22.47 %
001-430-541-30524	OPERATING SUPPLIES - SMALL TO	10,000.00	3,114.00	6,886.00	31.1 %	5,954.00	73.53 %
001-430-541-30530	ROAD MATERIALS & SUPPLIES	96,106.00	20,384.00	75,722.00	21.2 %	12,166.00	12.39 %
001-430-541-60632	RESURF & SIDEWALKS	130,000.00	16,039.00	113,961.00	12.3 %	3,902.00	0.33
001-430-541-60634	STORM WATER FACILITIES	5,000.00	-	5,000.00	0	1,329.00	0.2
001-430-541-60642	VEHICLES	-	-	-	0	38,821.00	94.27 %
001-430-541-60643	HEAVY EQUIPMENT	-	-	-	0	169,272.00	96.72 %
	TOTAL ROADS & STREETS	856,246.00	291,978.00	564,268.00	34.0%	456,437.00	16.00%
	CEMETERIES & GROUNDS						
001-431-542-10120	REGULAR SALARIES & WAGES	109,737.00	42,784.00	66,953.00	39.0 %	33,378.00	31.53 %
001-431-542-10140	OVERTIME	936.00	933.00	3.00	99.7 %	276.00	15.45 %
001-431-542-10210	FICA TAXES	8,502.00	3,091.00	5,411.00	36.4 %	2,312.00	30.57 %
001-431-542-10220	RETIREMENT CONTRIBUTIONS	13,337.00	4,928.00	8,409.00	36.9 %	3,967.00	33.51 %
001-431-542-10230	LIFE & HEALTH INSURANCE	17,737.00	9,861.00	7,876.00	55.6 %	8,373.00	37.33 %
001-431-542-30521	OPERATING SUPPLIES	102.00	22.00	80.00	21.6 %	296.00	37.05 %
	TOTAL CEMETERIES & GROUNDS	150,351.00	61,619.00	88,732.00	41.0%	48,603.00	32.00%
	BUILDINGS & GROUNDS						
001-440-519-10120	REGULAR SALARIES & WAGES	191,828.00	64,448.00	127,380.00	33.6 %	56,966.00	30.12 %
001-440-519-10130	OTHER SALARIES & WAGES - PT	1,235.00	-	1,235.00	0	-	0
001-440-519-10140	OVERTIME	14,561.00	1,163.00	13,398.00	8.0 %	342.00	13.88 %

CITY OF QUINCY, FL
 OPERATING EXPENSES FOR THE FIVE (5) MONTHS ENDED FEBRUARY 28, 2023 - BUDGET TO ACTUAL

G/L_ACCT #	ACCOUNT DESCRIPTION	FY 2023 OPERATING BUDGET	FY 2023 5 MONTHS YTD OPERATING ACTUAL	FY 2023 OPERATING BUDGET BALANCE	FY.2023 5-MONTHS YTD OPERATING 41.7%	FY 2022 5 MONTHS YTD OPERATING ACTUAL	YTD% 2022
001-440-519-10210	FICA TAXES	23,050.00	4,668.00	18,382.00	20.3 %	4,002.00	29.22 %
001-440-519-10220	RETIREMENT CONTRIBUTIONS	31,162.00	7,462.00	23,700.00	23.9 %	6,797.00	31.85 %
001-440-519-10230	LIFE & HEALTH INSURANCE	40,441.00	14,222.00	26,219.00	35.2 %	13,342.00	34.32 %
001-440-519-30341	CONTRACTUAL SERVICES	20,000.00	844.00	19,156.00	4.2 %	18,553.00	64.42 %
001-440-519-30463	REPAIR & MAINT.-BUILDINGS & G	17,000.00	13,127.00	3,873.00	77.2 %	8,146.00	28.48 %
001-440-519-30491	OTHER OPERATING EXPENSE	9,305.00	1,345.00	7,960.00	14.5 %	748.00	12.50 %
	TOTAL BUILDINGS & GROUNDS	348,582.00	107,279.00	241,303.00	31.0-%	108,897.00	33.00-%
	FLEET MAINTENANCE						
001-450-541-10120	REGULAR SALARIES & WAGES	79,095.00	14,478.00	64,617.00	18.3 %	25,811.00	32.63 %
001-450-541-10140	OVERTIME	1,000.00	98.00	902.00	9.8 %	176.00	17.61 %
001-450-541-10210	FICA TAXES	6,127.00	970.00	5,157.00	15.8 %	1,752.00	29.96 %
001-450-541-10220	RETIREMENT CONTRIBUTIONS	9,611.00	1,706.00	7,905.00	17.8 %	3,097.00	34.22 %
001-450-541-10230	LIFE & HEALTH INSURANCE	12,975.00	4,262.00	8,713.00	32.8 %	5,883.00	39.36 %
001-450-541-30404	OIL & GREASE	3,000.00	529.00	2,471.00	17.6 %	1,208.00	34.86 %
001-450-541-30405	TIRES	10,985.00	2,154.00	8,831.00	19.6 %	3,174.00	30.27 %
001-450-541-30406	VEH PARTS ONLY	30,000.00	17,655.00	12,345.00	58.8 %	8,655.00	34.61 %
001-450-541-30407	VEHICLE REPAIRS	20,000.00	594.00	19,406.00	3.0 %	6,706.00	31.31 %
001-450-541-30491	OTHER OPER EXPENSE	7,500.00	2,162.00	5,338.00	28.8 %	2,502.00	29.43 %
001-450-541-30522	OPERATING SUPPLIES - UNIFORM	4,000.00	2,154.00	1,846.00	53.9 %	-	0
	TOTAL FLEET MAINT	184,293.00	46,762.00	137,531.00	25.0-%	58,964.00	32.00-%
	TOTAL GEN FUND EXPENDITURES	11,441,702.00	4,701,114.00	6,740,588.00	41.0-%	4,332,739.00	33.00-%
	COMMUNITY REDEVELOPMENT						
002-250-552-10110	EXECUTIVE SALARIES & WAGES	-	-	-	0	24,253.00	34.04 %
002-250-552-10120	REGULAR SALARIES & WAGES	86,235.00	1,266.00	84,969.00	1.5 %	2,139.00	14.25 %
002-250-552-10210	FICA	6,597.00	-	6,597.00	0	1,747.00	27.28 %
002-250-552-10220	RETIREMENT CONTRIBUTIONS	10,348.00	-	10,348.00	0	2,910.00	28.97 %
002-250-552-10230	LIFE & HEALTH INSURANCE	13,970.00	-	13,970.00	0	4,591.00	45.69 %
002-250-552-30341	CONTRACTUAL SERVICES	6,000.00	2,500.00	3,500.00	41.7 %	2,000.00	30.53 %
002-250-552-30343	PROFESSIONAL SERVICES	38,200.00	525.00	37,675.00	1.4 %	8,973.00	25.17 %
002-250-552-30390	CONTINGENCIES - TANYARD CREE	3,700.00	-	3,700.00	0	-	0
002-250-552-30402	TRAVEL EXPENSES	500.00	-	500.00	0	-	0

G/_ACCT #	ACCOUNT DESCRIPTION	FY 2023 OPERATING BUDGET	FY 2023 5 MONTHS YTD OPERATING ACTUAL	FY 2023 OPERATING BUDGET BALANCE	FY 2023 5 MONTHS YTD OPERATING ACTUAL	FY 2023 5 MONTHS YTD OPERATING ACTUAL	FY 2023 5 MONTHS YTD OPERATING ACTUAL	YTD% 2022
002-250-552-30403	GAS & DIESEL	250.00	-	250.00	0	0	0	0
002-250-552-30410	TELEPHONE	2,200.00	-	2,200.00	0	0	0	0
002-250-552-30490	BANK CHARGES	1,000.00	137.00	863.00	13.7 %	570.00	56.98 %	56.98 %
002-250-552-30491	OTHER OPERATING EXPENSES	5,000.00	-	5,000.00	0	175.00	3.18 %	3.18 %
002-250-552-30493	TRAINING	1,000.00	-	1,000.00	0	562.00	56.22 %	56.22 %
002-250-552-30500	LEGAL ADS & RECORDINGS	1,500.00	-	1,500.00	0	-	0	0
002-250-552-30512	POSTAGE	250.00	-	250.00	0	-	0	0
002-250-552-30521	OPERATING SUPPLIES	7,500.00	503.00	6,997.00	6.7 %	1,240.00	16.53 %	16.53 %
002-250-552-31000	OTHER OPERATING EXPENSE- IT S	5,000.00	2,083.00	2,917.00	41.7 %	1,667.00	41.66 %	41.66 %
002-250-552-32000	ADMINISTRATIVE SUPPORT SERVI	20,000.00	8,338.00	11,662.00	41.7 %	8,338.00	41.69 %	41.69 %
002-250-552-60000	SENIOR ENERGY EFF PROGRAM	100,000.00	-	100,000.00	0	-	0	0
002-250-552-60010	BEAUTIFICATION PROJECTS	1,630.00	-	1,630.00	0	-	0	0
002-250-552-60040	CRA CATALYST PROJECTS	566,625.00	128,261.00	438,364.00	22.6 %	2,334.00	0.65	0.65
002-250-552-60641	OFFICE FURNITURE & EQUIPMENT	1,000.00	-	1,000.00	0	-	0	0
	TOTAL CRA	878,505.00	143,614.00	734,891.00	16.0 %	61,500.00	9.00 %	9.00 %
	TOTAL GOVERNMENTAL FUNDS	12,320,207.00	4,844,728.00	7,475,479.00	39.3 %	7,475,478.61		
	ENTERPRISE FUND							
	FINANCIAL SERVICES							
400-271-513-10110	EXECUTIVE SALARIES & WAGES	78,750.00	28,824.00	49,926.00	36.6 %	28,080.00	35.04 %	35.04 %
400-271-513-10120	REGULAR SALARIES & WAGES	198,955.00	52,347.00	146,608.00	26.3 %	50,463.00	34.28 %	34.28 %
400-271-513-10210	FICA TAXES	21,244.00	5,739.00	15,505.00	27.0 %	5,523.00	27.36 %	27.36 %
400-271-513-10220	RETIREMENT CONTRIBUTIONS	33,325.00	9,575.00	23,750.00	28.7 %	9,425.00	29.76 %	29.76 %
400-271-513-10230	LIFE & HEALTH INSURANCE	44,988.00	15,169.00	29,819.00	33.7 %	12,972.00	30.22 %	30.22 %
400-271-513-30341	CONTRACTUAL SERVICES	3,095.00	1,437.00	1,658.00	46.4 %	1,100.00	21.99 %	21.99 %
400-271-513-31000	OTHER OPERATING EXPENSE- IT S	5,000.00	2,083.00	2,917.00	41.7 %	-	0	0
	TOTAL FINANCIAL SERVICES	385,357.00	115,174.00	270,183.00	30.0 %	107,564.00	33.00 %	33.00 %
	CUSTOMER SERVICES							
400-274-513-10110	EXE SALARIES & WAGES	50,540.00	18,251.00	32,289.00	36.1 %	24,468.00	54.53 %	54.53 %
400-274-513-10120	REGULAR SALARIES & WAGES	97,960.00	18,314.00	79,646.00	18.7 %	28,106.00	32.36 %	32.36 %
400-274-513-10140	OVERTIME	3,000.00	-	3,000.00	0	1,050.00	29.51 %	29.51 %

CITY OF QUINCY, FL
 OPERATING EXPENSES FOR THE FIVE (5) MONTHS ENDED FEBRUARY 28, 2023 - BUDGET TO ACTUAL

G/L ACCT #	ACCOUNT DESCRIPTION	FY 2023 OPERATING BUDGET	FY 2023 5 MONTHS YTD OPERATING ACTUAL	FY 2023 OPERATING BUDGET BALANCE	FY 2023 5 MONTHS YTD OPERATING ACTUAL 41.7%	FY 2023 5 MONTHS YTD OPERATING ACTUAL	YTD% 2022
400-274-513-10210	FICA TAXES	11,972.00	2,605.00	9,367.00	21.8 %	3,874.00	40.03 %
400-274-513-10220	RETIREMENT CONTRIBUTION	18,780.00	3,951.00	14,829.00	21.0 %	6,309.00	42.18 %
400-274-513-10230	LIFE & HEALTH INSURANCE	25,353.00	5,925.00	19,428.00	23.4 %	6,220.00	33.12 %
400-274-513-30280	Credit Card Processing Charges	138,134.00	59,264.00	78,870.00	42.9 %	59,604.00	40.64 %
400-274-513-30341	CONTRACTUAL SERVICES	5,000.00	4,529.00	471.00	90.6 %	-	0
400-274-513-30410	TELEPHONE	7,000.00	3,430.00	3,570.00	49.0 %	2,161.00	28.03 %
400-274-513-30461	REPAIR & MAINTAIN OFFICE EQUI	4,000.00	816.00	3,184.00	20.4 %	807.00	22.14 %
400-274-513-30490	BANK CHARGES	1,000.00	-	1,000.00	0	-	0
400-274-513-30491	OTHER OPERATING EXPENSES	6,000.00	5,997.00	3.00	99.9 %	1,529.00	7.25 %
400-274-513-30493	TRAINING	400.00	-	400.00	0	-	0
400-274-513-30495	Over or Under	-	(30.00)	30.00	0	-	0
400-274-513-30511	OFFICE SUPPLIES-GENERAL	700.00	-	700.00	0	185.00	34.98 %
400-274-513-31000	OTHER OPERATING EXPENSE IT SU	5,000.00	2,083.00	2,917.00	41.7 %	-	0
	TOTAL CUSTOMER SERVICES	374,839.00	125,135.00	249,704.00	33.0-%	134,314.00	37.00-%
	SEWER ADMINISTRATION						
402-520-535-10110	EXE SALARIES & WAGES	19,000.00	5,515.00	13,485.00	29.0 %	5,471.00	27.84 %
402-520-535-10120	REGULAR SALARIES & WAGES	66,921.00	16,845.00	50,076.00	25.2 %	16,346.00	13.82 %
402-520-535-10140	OVERTIME	2,800.00	525.00	2,275.00	18.7 %	756.00	16.54 %
402-520-535-10210	FICA TAXES	6,787.00	1,618.00	5,169.00	23.8 %	1,566.00	15.20 %
402-520-535-10220	RETIREMENT CONTRIBUTIONS	10,647.00	2,635.00	8,012.00	24.8 %	2,618.00	16.77 %
402-520-535-10230	LIFE & HEALTH INSURANCE	14,373.00	6,224.00	8,149.00	43.3 %	5,554.00	22.43 %
402-520-535-30320	ACCOUNTING & AUDITING SERVIC	12,154.00	-	12,154.00	0	-	0
402-520-535-30341	CONTRACTUAL SERVICES	7,400.00	3,703.00	3,697.00	50.0 %	158.00	1.98 %
402-520-535-30343	PROFESSIONAL SERVICES	22,601.00	7,588.00	15,013.00	33.6 %	897.00	5.74 %
402-520-535-30402	TRAVEL EXPENSE	200.00	-	200.00	0	-	0
402-520-535-30403	GAS & DIESEL	200.00	-	200.00	0	-	0
402-520-535-30404	OIL & GREASE	400.00	144.00	256.00	36.0 %	-	0
402-520-535-30405	TIRES	200.00	-	200.00	0	-	0
402-520-535-30410	TELEPHONE	8,000.00	3,923.00	4,077.00	49.0 %	2,755.00	26.70 %
402-520-535-30440	RENTALS & LEASES	345.00	-	345.00	0	123.00	22.28 %
402-520-535-30451	INSURANCE - PROPERTY LIABILITY	56,050.00	27,217.00	28,833.00	48.6 %	21,317.00	47.19 %
402-520-535-30465	COPIER REPAIRS	2,000.00	-	2,000.00	0	-	0
402-520-535-30490	BANK CHARGES	1,000.00	9.00	991.00	0.9 %	-	0

CITY OF QUINCY, FL
 OPERATING EXPENSES FOR THE FIVE (5) MONTHS ENDED FEBRUARY 28, 2023 - BUDGET TO ACTUAL

G/L ACCT #	ACCOUNT DESCRIPTION	FY 2023 OPERATING BUDGET	FY 2023 5 MONTHS YTD OPERATING ACTUAL	FY 2023 OPERATING BUDGET BALANCE	FY 2023 5 MONTHS YTD OPERATING ACTUAL 41.7%	FY 2023 5 MONTHS YTD OPERATING ACTUAL	YTD% 2022
402-520-535-30491	OTHER OPERATING EXPENSE	5,000.00	964.00	4,036.00	19.3 %	2,028.00	21.58 %
402-520-535-30511	OFFICE SUPPLIES	300.00	-	300.00	0	103.00	34.83 %
402-520-535-30521	OPERATING SUPPLIES	134.00	-	134.00	0	134.00	99.86 %
402-520-535-30522	OPERATING SUPPLIES - UNIFORM	249.00	84.00	165.00	33.7 %	81.00	33.91 %
402-520-535-31000	OTHER OPERATING EXP - IT SUPPL	9,500.00	3,958.00	5,542.00	41.7 %	3,500.00	41.66 %
402-520-535-70031	2020A BOND DEBT SERVICE PRINC	101,179.00	50,329.00	50,850.00	49.7 %	49,303.00	49.74 %
402-520-535-70032	2020A BOND DEBT SERVICE INTER	16,291.00	8,406.00	7,885.00	51.6 %	9,432.00	51.39 %
402-520-535-70111	2020B BOND DEBT SERVICE PRINC	-	-	-	0	13,705.00	100.00 %
402-520-535-70112	2020B BOND DEBT SERVICE INTER	-	-	-	0	10,822.00	658.15 %
402-520-535-70113	2021 BOND DEBT SERVICE PRINC	30,123.00	15,000.00	15,123.00	49.8 %	-	0
402-520-535-70114	2021 BOND DEBT SERVICE INTER	8,718.00	4,421.00	4,297.00	50.7 %	-	0
402-520-535-70731	HONEYWELL LOAN PRINCIPAL	46,216.00	22,843.00	23,373.00	49.4 %	25,308.00	49.47 %
402-520-535-70732	HONEYWELL LOAN INTEREST	1,615.00	1,072.00	543.00	66.4 %	2,261.00	56.72 %
402-520-535-70733	DEBT SERVICE SRL 641090 PRINC	12,979.00	6,455.00	6,524.00	49.7 %	6,319.00	49.73 %
402-520-535-70734	DEBT SERVICE SRL 641090 INTER	4,977.00	2,523.00	2,454.00	50.7 %	2,659.00	50.64 %
402-520-535-70735	DEBT SERVICE SRL 200100 PRINC	23,752.00	-	23,752.00	0	-	0
402-520-535-70736	DEBT SERVICE SRL 200100 INTER	14,452.00	-	14,452.00	0	-	0
402-520-535-70742	DEBT SERVICE SOLAR ARRAY INT	1,100.00	-	1,100.00	0	-	0
402-520-535-90990	TRANSFER OF PROFIT	111,517.00	46,465.00	65,052.00	41.7 %	49,245.00	13.74 %
402-520-535-91000	BUSINESS ACTIVITY SHARED EXP	61,528.00	25,637.00	35,891.00	41.7 %	22,716.00	41.66 %
	TOTAL SEWER ADM	680,708.00	264,103.00	416,605.00	39.0-%	255,180.00	25.00-%
	SEWER TREATMENT						
402-531-535-30341	CONTRACTUAL SERVICES	901,000.00	360,131.00	540,869.00	40.0 %	395,949.00	49.95 %
402-531-535-30430	UTILITIES	176,500.00	70,543.00	105,957.00	40.0 %	49,224.00	21.68 %
402-531-535-30466	REPAIR & MAINTENANCE - PLANT	3,000.00	425.00	2,575.00	14.2 %	-	0
402-531-535-30491	OTHER OPERATING EXPENSE	5,500.00	5,500.00	-	100.0 %	1,527.00	38.16 %
	TOTAL SEWER TREATMENT	1,086,000.00	436,599.00	649,401.00	40.0-%	446,700.00	43.00-%
	SEWER DISTRIBUTION						
402-540-535-10120	REGULAR SALARIES & WAGES	86,314.00	30,808.00	55,506.00	35.7 %	27,095.00	32.91 %
402-540-535-10140	OVERTIME	7,000.00	3,962.00	3,038.00	56.6 %	1,518.00	20.37 %
402-540-535-10210	FICA TAXES	7,139.00	2,441.00	4,698.00	34.2 %	1,973.00	28.79 %
402-540-535-10220	RETIREMENT CONTRIBUTIONS	11,198.00	3,190.00	8,008.00	28.5 %	3,160.00	35.49 %

CITY OF QUINCY, FL
 OPERATING EXPENSES FOR THE FIVE (5) MONTHS ENDED FEBRUARY 28, 2023 - BUDGET TO ACTUAL

G/L ACCT #	ACCOUNT DESCRIPTION	FY 2023 OPERATING BUDGET	FY 2023 5 MONTHS YTD OPERATING ACTUAL	FY 2023 OPERATING BUDGET BALANCE	FY 2023 5 MONTHS YTD OPERATING ACTUAL	FY 2023 5 MONTHS YTD OPERATING %	FY 2023 5 MONTHS YTD OPERATING ACTUAL	YTD% 2022
402-540-535-10230	LIFE & HEALTH INSURANCE	15,117.00	10,155.00	4,962.00	10,155.00	67.2 %	9,256.00	39.18 %
402-540-535-30312	ENGINEERING STUDY	2,060.00	-	2,060.00	-	0	-	0
402-540-535-30341	CONTRACTUAL SERVICES	2,900.00	-	2,900.00	-	0	-	0
402-540-535-30401	AUTO EXPENSE	500.00	-	500.00	-	0	-	0
402-540-535-30403	GASOLINE & DIESEL	2,700.00	1,631.00	1,069.00	1,631.00	60.4 %	634.00	17.95 %
402-540-535-30404	OIL & GREASE	1,197.00	-	1,197.00	-	0	-	0
402-540-535-30405	TIRES	1,382.00	24.00	1,358.00	24.00	1.7 %	39.00	10.14 %
402-540-535-30406	AUTO PARTS	1,075.00	521.00	554.00	521.00	48.5 %	95.00	8.84 %
402-540-535-30407	VEHICLE REPAIRS-PARTS AND LAB	6,100.00	3,510.00	2,590.00	3,510.00	57.5 %	183.00	5.27 %
402-540-535-30462	REPAIR & MAINT.-EQUIPMENT &	1,640.00	1,211.00	429.00	1,211.00	73.9 %	439.00	24.49 %
402-540-535-30467	MAINTENANCE OF MAINS & LINE	48,000.00	4,308.00	43,692.00	4,308.00	9.0 %	5,084.00	9.32 %
402-540-535-30491	OTHER OPERATING EXPENSE	300.00	-	300.00	-	0	151.00	55.67 %
402-540-535-30521	OPERATING SUPPLIES	244.00	-	244.00	-	0	170.00	69.50 %
402-540-535-30522	OPERATING SUPPLIES - UNIFORM	2,206.00	756.00	1,450.00	756.00	34.3 %	733.00	33.21 %
402-540-535-60644	EQUIPMENT	130,500.00	3,195.00	127,305.00	3,195.00	2.4 %	-	0
402-540-535-60646	EQUIPMENT - FIBER OPTIC SYSTEM	-	-	-	-	0	24,602.00	77.04 %
	TOTAL SEWER DISTRIBUTION	327,572.00	65,712.00	261,860.00	65,712.00	20.0 %	75,131.00	27.00 %
	TOTAL SEWER FUND	2,094,280.00	766,414.00	1,327,866.00	766,414.00	31.0 %	1,080,388.00	29.00 %
	ELECTRIC ADMINISTRATION							
403-520-531-10110	EXE SALARIES & WAGES	87,277.00	10,233.00	77,044.00	10,233.00	11.7 %	46,083.00	38.30 %
403-520-531-10120	REGULAR SALARIES & WAGES	43,794.00	16,695.00	27,099.00	16,695.00	38.1 %	28,425.00	46.05 %
403-520-531-10140	OVERTIME	1,000.00	9.00	991.00	9.00	0.9	966.00	28.85 %
403-520-531-10210	FICA TAXES	10,103.00	2,161.00	7,942.00	2,161.00	21.4 %	4,599.00	32.76 %
403-520-531-10220	RETIREMENT CONTRIBUTIONS	15,848.00	3,022.00	12,826.00	3,022.00	19.1 %	8,941.00	41.77 %
403-520-531-10230	LIFE & HEALTH INSURANCE	21,395.00	4,119.00	17,276.00	4,119.00	19.3 %	7,849.00	47.80 %
403-520-531-30320	ACCOUNTING & AUDITING SERVICE	26,518.00	-	26,518.00	-	0	-	0
403-520-531-30341	CONTRACTUAL SERVICES	50,000.00	25,620.00	24,380.00	25,620.00	51.2 %	25,895.00	31.58 %
403-520-531-30343	PROFESSIONAL SERVICES	20,000.00	13,157.00	6,843.00	13,157.00	65.8 %	6,464.00	29.61 %
403-520-531-30370	PURCHASED ELECTRIC	9,690,752.00	3,294,603.00	6,396,149.00	3,294,603.00	34.0 %	2,647,589.00	34.62 %
403-520-531-30391	TRANSFER TO RESERVES	170,000.00	-	170,000.00	-	0	403,392.00	0
403-520-531-30402	TRAVEL EXPENSE	2,000.00	-	2,000.00	-	0	-	0
403-520-531-30403	GASOLINE & DIESEL	25,000.00	8,564.00	16,436.00	8,564.00	34.3 %	6,665.00	26.03 %

CITY OF QUINCY, FL
 OPERATING EXPENSES FOR THE FIVE (5) MONTHS ENDED FEBRUARY 28, 2023 - BUDGET TO ACTUAL

G/L ACCT #	ACCOUNT DESCRIPTION	FY 2023 OPERATING BUDGET	FY 2023 5 MONTHS YTD OPERATING ACTUAL	FY 2023 OPERATING BUDGET BALANCE	FY 2023 5 MONTHS YTD OPERATING ACTUAL	FY 2023 5 MONTHS YTD OPERATING ACTUAL %	FY 2022 5 MONTHS YTD OPERATING ACTUAL	YTD% 2022
403-520-531-30404	OIL & GREASE	250.00	42.00	208.00	42.00	17.0 %	97.00	38.80 %
403-520-531-30405	TIRES	400.00	142.00	258.00	142.00	35.5 %	-	0
403-520-531-30406	VEHICLE PARTS ONLY	500.00	3.00	497.00	3.00	0.5 %	-	0
403-520-531-30407	VEHICLE REPAIRS	200.00	-	200.00	-	0	-	0
403-520-531-30410	TELEPHONE	7,000.00	2,111.00	4,889.00	2,111.00	30.2 %	3,215.00	50.37 %
403-520-531-30440	RENTALS/LEASES	7,700.00	-	7,700.00	-	0	123.00	1.71 %
403-520-531-30451	INSURANCE - PROPERTY LIABILITY	205,000.00	104,981.00	100,019.00	104,981.00	51.2 %	82,223.00	48.89 %
403-520-531-30462	REPAIR & MAINT-EQUIPMENT &	3,000.00	327.00	2,673.00	327.00	10.9 %	-	0
403-520-531-30465	COPIER PAYMENT	2,000.00	-	2,000.00	-	0	-	0
403-520-531-30491	OTHER OPERATING EXPENSE	8,000.00	5,492.00	2,508.00	5,492.00	68.7 %	2,279.00	12.52 %
403-520-531-30493	TRAINING	14,025.00	6,481.00	7,544.00	6,481.00	46.2 %	-	0
403-520-531-30500	LEGAL ADS & RECORDING	2,110.00	315.00	1,795.00	315.00	14.9 %	352.00	20.69 %
403-520-531-30511	OFFICE SUPPLIES	574.00	427.00	147.00	427.00	74.3 %	45.00	7.76 %
403-520-531-30512	POSTAGE	27,000.00	508.00	26,492.00	508.00	1.9 %	11,645.00	39.30 %
403-520-531-30521	OPERATING SUPPLIES	434.00	95.00	339.00	95.00	21.8 %	202.00	46.56 %
403-520-531-30522	OPERATING SUPPLIES - UNIFORM	768.00	551.00	217.00	551.00	71.7 %	244.00	31.80 %
403-520-531-30540	DUES, PUBLICATION, & MEMBERS	46,000.00	24,172.00	21,828.00	24,172.00	52.5 %	24,738.00	59.14 %
403-520-531-30580	STATE ASSESSMENT TAXES	2,401.00	1,546.00	855.00	1,546.00	64.4 %	1,371.00	48.95 %
403-520-531-30591	UNCLAIMED PROPERTY UTILITY R	5,000.00	-	5,000.00	-	0	-	0
403-520-531-30646	ECONOMIC DEVELOPMENT INITIA	47,000.00	1,430.00	45,570.00	1,430.00	3.0 %	15,000.00	3.02 %
403-520-531-31000	OTHER OPERATING EXP - IT SUPP	33,988.00	26,737.00	7,251.00	26,737.00	78.7 %	7,000.00	41.66 %
403-520-531-70031	2020A BOND DEBT SERVICE PRINC	202,358.00	100,658.00	101,700.00	100,658.00	49.7 %	98,606.00	49.74 %
403-520-531-70032	2020A BOND DEBT SERVICE INTER	32,582.00	16,812.00	15,770.00	16,812.00	51.6 %	18,863.00	51.38 %
403-520-531-70111	2020B BOND DEBT SERVICE PRINC	-	-	-	-	0	64,308.00	100.00 %
403-520-531-70112	2020B BOND DEBT SERVICE INTER	-	-	-	-	0	50,766.00	279.76 %
403-520-531-70113	2021 BOND DEBT SERVICE PRINC	141,346.00	70,382.00	70,964.00	70,382.00	49.8 %	-	0
403-520-531-70114	2021 BOND DEBT SERVICE INTER	40,909.00	20,745.00	20,164.00	20,745.00	50.7 %	-	0
403-520-531-90990	TRANSFER OF PROFIT	4,610,257.00	1,920,940.00	2,689,317.00	1,920,940.00	41.7 %	1,796,800.00	41.81 %
403-520-531-91000	BUSINESS ACTIVITY SHARED EXP	463,710.00	193,213.00	270,497.00	193,213.00	41.7 %	171,203.00	41.66 %
	TOTAL ELECTRIC ADM	16,068,199.00	5,876,293.00	10,191,906.00	5,876,293.00	37.0 %	5,535,952.00	39.00 %
	ELECTRIC DISTRIBUTION							
403-591-531-10120	REGULAR SALARIES & WAGES	310,121.00	145,521.00	164,600.00	145,521.00	46.9 %	144,653.00	36.03 %
403-591-531-10140	OVERTIME	18,500.00	4,695.00	13,805.00	4,695.00	25.4 %	7,390.00	40.78 %

CITY OF QUINCY, FL
 OPERATING EXPENSES FOR THE FIVE (5) MONTHS ENDED FEBRUARY 28, 2023 - BUDGET TO ACTUAL

G/L_Acct #	ACCOUNT DESCRIPTION	FY 2023 OPERATING BUDGET	FY 2023 5 MONTHS YTD OPERATING ACTUAL	FY 2023 OPERATING BUDGET BALANCE	FY 2023 5 MONTHS YTD OPERATING ACTUAL 41.7%	FY 2023 5 MONTHS YTD OPERATING ACTUAL	FY 2023 5 MONTHS YTD OPERATING ACTUAL	YTD% 2022
403-591-531-10210	FICA TAXES	25,140.00	10,670.00	14,470.00	42.4 %	10,910.00	36.17 %	
403-591-531-10220	RETIREMENT CONTRIBUTIONS	39,435.00	16,388.00	23,047.00	41.6 %	17,085.00	36.04 %	
403-591-531-10230	LIFE & HEALTH INSURANCE	53,237.00	37,844.00	15,393.00	71.1 %	32,766.00	38.20 %	
403-591-531-30341	CONTRACTUAL SERVICES	50,000.00	-	50,000.00	0	-	0	
403-591-531-30403	GASOLINE & DIESEL	13,186.00	12,725.00	461.00	96.5 %	3,795.00	21.04 %	
403-591-531-30404	OIL & GREASE	2,272.00	1,569.00	703.00	69.1 %	70.00	5.50 %	
403-591-531-30405	TIRES	2,500.00	279.00	2,221.00	11.2 %	451.00	18.04 %	
403-591-531-30406	PARTS	3,000.00	(1,425.00)	4,425.00	47.5 %	1,298.00	22.76 %	
403-591-531-30407	VEHICLE REPAIRS-LABOR & PARTS	20,000.00	18,466.00	1,534.00	92.3 %	2,539.00	18.53 %	
403-591-531-30430	UTILITIES	61,000.00	24,622.00	36,378.00	40.4 %	18,198.00	23.42 %	
403-591-531-30440	RENTALS / LEASES	2,000.00	-	2,000.00	0	-	0	
403-591-531-30461	REPAIR & MAINT - OFFICE EQUIP	2,500.00	11.00	2,489.00	0.4	713.00	28.50 %	
403-591-531-30462	REPAIR & MAINT - EQUIPMENT &	6,000.00	5,969.00	31.00	99.5 %	44.00	0.74	
403-591-531-30467	REPAIR & MAINT-MAINS & LINES	15,000.00	-	15,000.00	0	2,094.00	27.19 %	
403-591-531-30468	REPAIR & MAINTENANCE - SERVICE	4,113.00	2,025.00	2,088.00	49.2 %	1,030.00	25.04 %	
403-591-531-30469	CONTRACTUAL TREE TRIMMING &	15,561.00	-	15,561.00	0	625.00	3.77 %	
403-591-531-30491	OTHER OPERATING EXPENSES	40,150.00	186.00	39,964.00	0.5	205.00	1.24 %	
403-591-531-30521	OPERATING SUPPLIES	298.00	160.00	138.00	53.6 %	255.00	28.40 %	
403-591-531-30522	OPERATING SUPPLIES - UNIFORM	17,539.00	6,173.00	11,366.00	35.2 %	5,868.00	33.45 %	
403-591-531-60635	STREET LIGHTS	30,000.00	-	30,000.00	0	-	0	
403-591-531-60636	SIGNALIZATION	45,000.00	1,653.00	43,347.00	3.7 %	-	0	
403-591-531-60646	EQUIPMENT - FIBER OPTIC SYSTEM	-	-	-	0	115,462.00	77.01 %	
403-591-531-70731	HONEYWELL LOAN PRINCIPAL	82,161.00	40,610.00	41,551.00	49.4 %	44,992.00	49.47 %	
403-591-531-70732	HONEYWELL LOAN INTEREST	2,871.00	1,907.00	964.00	66.4 %	4,019.00	56.72 %	
403-591-531-70733	BUCKET TRUCKS LOAN PRINCIPAL	100,045.00	-	100,045.00	0	-	0	
403-591-531-70734	BUCKET TRUCK LOAN INTEREST	3,936.00	-	3,936.00	0	-	0	
	TOTAL ELECTRIC DISTRIBUTION	965,565.00	330,048.00	635,517.00	34.0 %	414,462.00	35.00 %	
	ELECTRIC WAREHOUSE							
403-502-531-10120	REGULAR SALARIES & WAGES	40,000.00	12,776.00	27,224.00	31.9 %	12,586.00	34.25 %	
403-502-531-10140	OVERTIME	1,700.00	353.00	1,347.00	20.8 %	315.00	18.18 %	
403-502-531-10210	FICA TAXES	3,190.00	881.00	2,309.00	27.6 %	876.00	32.97 %	
403-502-531-10220	RETIREMENT CONTRIBUTIONS	5,004.00	1,494.00	3,510.00	29.9 %	1,510.00	36.78 %	
403-502-531-10230	LIFE & HEALTH INSURANCE	6,755.00	3,021.00	3,734.00	44.7 %	2,686.00	37.52 %	

CITY OF QUINCY, FL
 OPERATING EXPENSES FOR THE FIVE (5) MONTHS ENDED FEBRUARY 28, 2023 - BUDGET TO ACTUAL

G/L ACCT #	ACCOUNT DESCRIPTION	FY 2023 OPERATING BUDGET	FY 2023 5 MONTHS YTD OPERATING ACTUAL	FY 2023 OPERATING BUDGET BALANCE	FY 2023 5 MONTHS YTD OPERATING ACTUAL	FY 2023 5 MONTHS YTD OPERATING ACTUAL	FY 2023 5 MONTHS YTD OPERATING ACTUAL	YTD% 2022
403-502-531-30430	UTILITIES	2,903.00	1,254.00	1,649.00	840.00	43.2 %	840.00	24.67 %
403-502-531-30461	R/M-OFFICE EQUIPMENT	149.00	-	149.00	-	0	-	0
403-502-531-30462	REPAIR & MAINT - EQUIP AND TO	3,500.00	552.00	2,948.00	134.00	15.8 %	134.00	4.46 %
403-502-531-30463	REPAIR & MAINT - BLDG AND GRG	1,185.00	183.00	1,002.00	-	15.4 %	-	0
403-502-531-30490	BANK CHARGES	1,000.00	-	1,000.00	-	0	-	0
403-502-531-30491	OTHER OPERATING EXPENSE	300.00	72.00	228.00	449.00	23.9 %	449.00	49.88 %
403-502-531-30521	OPERATING SUPPLIES	1,411.00	474.00	937.00	382.00	33.6 %	382.00	18.09 %
403-502-531-30522	OPERATING SUPPLIES - UNIFORM	723.00	237.00	486.00	244.00	32.8 %	244.00	33.78 %
	TOTAL ELECTRIC WAREHOUSE	67,820.00	21,297.00	46,523.00	20,022.00	31.0-%	20,022.00	31.00-%
	LINE CLEARING- ELECTRIC							
403-539-531-10120	REGULAR SALARIES & WAGES - LI	192,368.00	61,111.00	131,257.00	58,873.00	31.8 %	58,873.00	33.82 %
403-539-531-10140	OVERTIME - LINE CLEARING CREW	30,000.00	7,756.00	22,244.00	9,874.00	25.9 %	9,874.00	36.74 %
403-539-531-10210	FICA TAXES - LINE CLEARING CRE	17,011.00	4,922.00	12,089.00	4,965.00	28.9 %	4,965.00	34.06 %
403-539-531-10220	RETIREMENT CONTRIBUTIONS - L	26,684.00	6,828.00	19,856.00	6,644.00	25.6 %	6,644.00	36.02 %
403-539-531-10230	LIFE & HEALTH INS - LINE CLEAR	36,024.00	15,355.00	20,669.00	13,619.00	42.6 %	13,619.00	40.02 %
403-539-531-30343	PROFESSIONAL SERVICES	55,000.00	14,399.00	40,601.00	17,652.00	26.2 %	17,652.00	33.52 %
403-539-531-30469	CONTRACTUAL SRVC TREE TRIMM	160,000.00	-	160,000.00	67,504.00	0	67,504.00	52.62 %
403-539-531-60610	ELECTRIC REBUILD - MUTUAL AID	132,500.00	-	132,500.00	-	0	-	0
403-539-531-70191	H-M LOAN CCB 3M '19 PRINCIPAL	-	-	-	982,558.00	0	982,558.00	99.98 %
403-539-531-70192	H-M LOAN CCB 3M '19 INT	-	-	-	24,964.00	0	24,964.00	99.85 %
	TOTAL LINE CLEARING	649,587.00	110,371.00	539,216.00	1,186,653.00	17.0-%	1,186,653.00	81.00-%
	TOTAL ELECTRIC FUND	17,751,171.00	6,338,009.00	11,413,162.00	7,157,089.00	36.0-%	7,157,089.00	42.00-%
	WATER ADMINISTRATION							
404-520-533-10110	EXE SALARIES & WAGES	14,797.00	5,515.00	9,282.00	5,471.00	37.3 %	5,471.00	29.41 %
404-520-533-10120	REGULAR SALARIES & WAGES	72,602.00	27,718.00	44,884.00	26,129.00	38.2 %	26,129.00	34.24 %
404-520-533-10140	OVERTIME	3,659.00	2,744.00	915.00	1,260.00	75.0 %	1,260.00	27.65 %
404-520-533-10210	FICA TAXES	6,966.00	2,536.00	4,430.00	2,280.00	36.4 %	2,280.00	32.48 %
404-520-533-10220	RETIREMENT CONTRIBUTIONS	10,927.00	3,802.00	7,125.00	3,792.00	34.8 %	3,792.00	33.80 %
404-520-533-10230	LIFE & HEALTH INSURANCE	14,751.00	9,137.00	5,614.00	7,261.00	61.9 %	7,261.00	37.21 %
404-520-533-30314	ANNUAL MEMBERSHIP FEES	-	-	-	-	0	-	0
404-520-533-30320	ACCOUNTING & AUDITING SERVICE	12,154.00	-	12,154.00	-	0	-	0

CITY OF QUINCY, FL
 OPERATING EXPENSES FOR THE FIVE (5) MONTHS ENDED FEBRUARY 28, 2023 - BUDGET TO ACTUAL

G/L_ACCT #	ACCOUNT DESCRIPTION	FY 2023 OPERATING BUDGET	FY 2023 5 MONTHS YTD OPERATING ACTUAL	FY 2023 OPERATING BUDGET BALANCE	FY 2023 5 MONTHS YTD OPERATING ACTUAL	FY 2023 5 MONTHS YTD OPERATING ACTUAL	FY 2023 5 MONTHS YTD OPERATING ACTUAL	YTD% 2022
404-520-533-30341	CONTRACTUAL SERVICES	7,288.00	1,862.00	5,426.00	158.00	25.5 %	158.00	0.85
404-520-533-30343	PROFESSIONAL SERVICES	1,675.00	90.00	1,585.00	-	5.4 %	-	0
404-520-533-30390	CONTINGENCY	28,237.00	-	28,237.00	-	0	-	0
404-520-533-30402	TRAVEL EXPENSE	200.00	-	200.00	-	0	-	0
404-520-533-30404	OIL & GREASE	100.00	-	100.00	-	0	-	0
404-520-533-30405	TIRES	400.00	-	400.00	-	0	-	0
404-520-533-30410	TELEPHONE	1,450.00	794.00	656.00	494.00	54.7 %	494.00	31.79 %
404-520-533-30440	RENTALS & LEASES	553.00	-	553.00	123.00	0	123.00	22.28 %
404-520-533-30451	INSURANCE - PROPERTY LIABILITY	64,075.00	31,105.00	32,970.00	24,362.00	48.5 %	24,362.00	49.60 %
404-520-533-30465	COPIER REPAIRS	2,000.00	-	2,000.00	-	0	-	0
404-520-533-30490	BANK CHARGES	1,000.00	-	1,000.00	25.00	0	25.00	2.32 %
404-520-533-30491	OTHER OPERATING EXPENSE	2,000.00	964.00	1,036.00	1,548.00	48.2 %	1,548.00	42.77 %
404-520-533-30493	TRAINING	1,000.00	-	1,000.00	-	0	-	0
404-520-533-30501	PERMITS & FEES	87.00	-	87.00	-	0	-	0
404-520-533-30511	OFFICE SUPPLIES	208.00	-	208.00	-	0	-	0
404-520-533-30521	OPERATING SUPPLIES	300.00	-	300.00	-	0	-	0
404-520-533-30522	OPERATING SUPPLIES - UNIFORM	1,339.00	84.00	1,255.00	81.00	6.3 %	81.00	32.31 %
404-520-533-31000	OTHER OPERATING EXP - IT SUPP	9,500.00	3,958.00	5,542.00	3,500.00	41.7 %	3,500.00	41.66 %
404-520-533-70031	2020A BOND SERVICE PRINCIPAL	101,179.00	50,329.00	50,850.00	49,303.00	49.7 %	49,303.00	49.74 %
404-520-533-70032	2020A BOND DEBT SERVICE INTER	16,292.00	8,406.00	7,886.00	9,432.00	51.6 %	9,432.00	202.91 %
404-520-533-70111	2020B BOND DEBT SERVICE PRINC	-	-	-	13,705.00	0	13,705.00	100.00 %
404-520-533-70112	2020B BOND DEBT SERVICE INTER	-	-	-	10,822.00	0	10,822.00	0
404-520-533-70113	2021 BOND DEBT SERVICE PRINCIP	30,123.00	15,000.00	15,123.00	-	49.8 %	-	0
404-520-533-70114	2021 BOND DEBT SERVICE INTERE	8,718.00	4,421.00	4,297.00	-	50.7 %	-	0
404-520-533-70710	SRL DRNK WTR 200601 PRIN	156,741.00	12,433.00	144,308.00	119,554.00	7.9 %	119,554.00	49.42 %
404-520-533-70720	DRK WTR SRL 200601 INT	3,740.00	385.00	3,355.00	8,964.00	10.3 %	8,964.00	59.19 %
404-520-533-70722	2020C FDEP BBT PRINCIPAL	147,119.00	73,173.00	73,946.00	71,653.00	49.7 %	71,653.00	49.73 %
404-520-533-70723	2020C FDEP BBT INTEREST	35,388.00	18,042.00	17,346.00	19,562.00	51.0 %	19,562.00	50.98 %
404-520-533-70731	HONEYWELL LOAN PRINCIPAL	25,675.00	12,690.00	12,985.00	14,060.00	49.4 %	14,060.00	49.47 %
404-520-533-70732	HONEYWELL LOAN INTEREST	897.00	596.00	301.00	1,256.00	66.4 %	1,256.00	56.72 %
404-520-533-90990	TRANSFER OF PROFIT	413,685.00	172,369.00	241,316.00	307,053.00	41.7 %	307,053.00	41.66 %
404-520-533-90991	TRANSFER TO REFUSE	5,883.00	-	5,883.00	7,571.00	0	7,571.00	0
404-520-533-91000	BUSINESS ACTIVITY SHARED EXP	98,555.00	41,065.00	57,490.00	36,387.00	41.7 %	36,387.00	41.66 %
	TOTAL WATER ADM	1,301,263.00	499,218.00	802,045.00	745,806.00	38.0 %	745,806.00	44.00 %

CITY OF QUINCY, FL
 OPERATING EXPENSES FOR THE FIVE (5) MONTHS ENDED FEBRUARY 28, 2023 - BUDGET TO ACTUAL

G/L ACCT #	ACCOUNT DESCRIPTION	FY 2023 OPERATING BUDGET	FY 2023 5 MONTHS YTD OPERATING ACTUAL	FY 2023 OPERATING BUDGET BALANCE	FY 2023 5 MONTHS YTD OPERATING ACTUAL 41.7%	FY 2023 5 MONTHS YTD OPERATING ACTUAL	YTD% 2022
	WATER TREATMENT						
404-530-533-30341	CONTRACTUAL SERVICES	382,000.00	151,967.00	230,033.00	39.8 %	169,692.00	50.18 %
404-530-533-30430	UTILITIES	85,500.00	48,620.00	36,880.00	56.9 %	33,869.00	29.25 %
404-530-533-30466	REPAIR & MAINTENANCE - PLANT	1,000.00	-	1,000.00	0	-	0
404-530-533-30469	REPAIR & MAINT RESERVOIRS	2,600.00	-	2,600.00	0	-	0
404-530-533-60644	EQUIPMENT	30,000.00	30,000.00	-	100.0 %	-	0
	TOTAL WATER TREATMENT	501,100.00	230,587.00	270,513.00	46.0-%	203,562.00	41.00-%
	WATER DISTRIBUTION						
404-539-533-10120	REGULAR SALARIES & WAGES	82,000.00	30,807.00	51,193.00	37.6 %	27,095.00	32.22 %
404-539-533-10140	OVERTIME	7,000.00	3,961.00	3,039.00	56.6 %	1,518.00	20.37 %
404-539-533-10210	FICA TAXES	6,809.00	2,441.00	4,368.00	35.9 %	1,973.00	28.79 %
404-539-533-10220	RETIREMENT CONTRIBUTIONS	10,680.00	3,189.00	7,491.00	29.9 %	3,160.00	31.91 %
404-539-533-10230	LIFE & HEALTH INSURANCE	14,418.00	10,155.00	4,263.00	70.4 %	9,256.00	38.30 %
404-539-533-30403	GASOLINE & DIESEL	3,000.00	2,842.00	158.00	94.7 %	-	0
404-539-533-30404	OIL & GREASE	400.00	39.00	361.00	9.7 %	-	0
404-539-533-30405	TIRES	1,200.00	26.00	1,174.00	2.2 %	-	0
404-539-533-30406	AUTO PARTS	1,100.00	283.00	817.00	25.7 %	-	0
404-539-533-30407	VEHICLE REPAIRS-PARTS AND LAB	1,207.00	-	1,207.00	0	-	0
404-539-533-30462	REPAIR & MAINT- EQUIPMENT &	815.00	648.00	167.00	79.5 %	-	0
404-539-533-30467	REPAIR & MAINT.-MAINS & LINES	20,600.00	3,945.00	16,655.00	19.2 %	316.00	19.75 %
404-539-533-30468	REPAIR & MAINT.- SERVICES	2,700.00	-	2,700.00	0	-	0
404-539-533-30491	OTHER OPERATING EXPENSE	304.00	-	304.00	0	19.00	5.17 %
404-539-533-30521	OPERATING SUPPLIES	500.00	-	500.00	0	-	0
404-539-533-30522	OPERATING SUPPLIES - UNIFORM	2,000.00	756.00	1,244.00	37.8 %	733.00	29.46 %
404-539-533-60646	EQUIPMENT FIBER OPTIC SYSTEM	-	-	-	0	24,602.00	77.04 %
	TOTAL WATER DISTRIBUTION	154,733.00	59,092.00	95,641.00	38.0-%	68,671.00	38.00-%
	TOTAL WATER FUND	1,957,096.00	788,897.00	1,168,199.00	40.0-%	1,018,039.00	43.00-%
	GAS ADMINISTRATION						
405-520-532-10110	EXE SALARIES & WAGES	20,000.00	5,515.00	14,485.00	27.6 %	5,471.00	27.84 %
405-520-532-10120	REGULAR SALARIES & WAGES	24,000.00	9,599.00	14,401.00	40.0 %	7,748.00	34.63 %

CITY OF QUINCY, FL
 OPERATING EXPENSES FOR THE FIVE (5) MONTHS ENDED FEBRUARY 28, 2023 - BUDGET TO ACTUAL

G/L_Acct #	ACCOUNT DESCRIPTION	FY 2023 OPERATING BUDGET	FY 2023 5 MONTHS YTD OPERATING ACTUAL	FY 2023 OPERATING BUDGET BALANCE	FY 2023 >5 MONTHS YTD OPERATING ACTUAL 41.7%	FY 2023 5 MONTHS YTD OPERATING ACTUAL	YTD% 2022
405-520-532-10140	OVERTIME	2,000.00	6.00	1,994.00	0.3	483.00	28.85 %
405-520-532-10210	FICA TAXES	3,519.00	1,113.00	2,406.00	31.6 %	976.00	31.19 %
405-520-532-10220	RETIREMENT CONTRIBUTIONS	5,520.00	1,775.00	3,745.00	32.2 %	1,586.00	33.19 %
405-520-532-10230	LIFE & HEALTH INSURANCE	7,452.00	2,434.00	5,018.00	32.7 %	1,814.00	37.30 %
405-520-532-30320	ACCOUNTING & AUDITING SERVICE	12,117.00	-	12,117.00	0	-	0
405-520-532-30341	CONTRACTUAL SERVICES	9,075.00	871.00	8,204.00	9.6 %	158.00	1.99 %
405-520-532-30343	PROFESSIONAL SERVICES	8,200.00	536.00	7,664.00	6.5 %	-	0
405-520-532-30380	PURCHASED GAS	1,300,000.00	538,168.00	761,832.00	41.4 %	352,338.00	28.77 %
405-520-532-30402	TRAVEL EXPENSE	200.00	-	200.00	0	-	0
405-520-532-30403	GAS & DIESEL	500.00	-	500.00	0	-	0
405-520-532-30404	OIL & GREASE	100.00	-	100.00	0	-	0
405-520-532-30405	TIRES	100.00	-	100.00	0	-	0
405-520-532-30410	TELEPHONE EXPENSE	2,700.00	794.00	1,906.00	29.4 %	910.00	37.55 %
405-520-532-30440	RENTALS/LEASES	400.00	-	400.00	0	123.00	22.28 %
405-520-532-30451	INSURANCE - PROPERTY LIABILITY	38,000.00	19,441.00	18,559.00	51.2 %	15,226.00	47.19 %
405-520-532-30465	COPIER REPAIRS	2,000.00	-	2,000.00	0	-	0
405-520-532-30490	BANK CHARGES	1,000.00	-	1,000.00	0	-	0
405-520-532-30491	OTHER OPERATING EXPENSE	2,400.00	941.00	1,459.00	39.2 %	1,548.00	40.52 %
405-520-532-30493	TRAINING	2,400.00	471.00	1,929.00	19.6 %	-	0
405-520-532-30511	OFFICE SUPPLIES	400.00	-	400.00	0	-	0
405-520-532-30521	OPERATING SUPPLIES	1,000.00	385.00	615.00	38.5 %	-	0
405-520-532-30522	OPERATING SUPPLIES - UNIFORM	280.00	84.00	196.00	30.0 %	81.00	29.08 %
405-520-532-30580	TAXES-STATE ASSESSMENT	2,000.00	1,209.00	791.00	60.4 %	1,457.00	42.14 %
405-520-532-31000	OTHER OPERATING EXP - IT SUPP	9,500.00	3,958.00	5,542.00	41.7 %	3,500.00	41.66 %
405-520-532-70111	2020B BOND DEBT SERVICE PRINC	-	-	-	0	13,705.00	100.00 %
405-520-532-70112	2020B BOND DEBT SERVICE INTER	-	-	-	0	10,822.00	100.00 %
405-520-532-70113	2021 BOND DEBT SERVICE PRINCIP	30,123.00	15,000.00	15,123.00	49.8 %	-	0
405-520-532-70114	2021 BOND DEBT SERVICE INTERE	8,718.00	4,421.00	4,297.00	50.7 %	-	0
405-520-532-90990	TRANSFER OF PROFIT	142,550.00	59,396.00	83,154.00	41.7 %	174,026.00	41.66 %
405-520-532-91000	BUSINESS ACTIVITY SHARED EXP	65,079.00	27,116.00	37,963.00	41.7 %	24,028.00	41.66 %
	TOTAL GAS ADM	1,701,333.00	693,233.00	1,008,100.00	41.0-%	616,000.00	31.00-%
	GAS DISTRIBUTION						
405-561-532-10120	REGULAR SALARIES & WAGES	165,400.00	50,663.00	114,737.00	30.6 %	60,034.00	34.40 %

CITY OF QUINCY, FL
 OPERATING EXPENSES FOR THE FIVE (5) MONTHS ENDED FEBRUARY 28, 2023 - BUDGET TO ACTUAL

G/L ACCT #	ACCOUNT DESCRIPTION	FY 2023 OPERATING BUDGET	FY 2023 5 MONTHS YTD OPERATING ACTUAL	FY 2023 OPERATING BUDGET BALANCE	FY 2023 5 MONTHS YTD OPERATING % 41.7%	FY 2023 5 MONTHS YTD OPERATING ACTUAL	FY 2023 5 MONTHS YTD OPERATING ACTUAL	YTD% 2022
405-561-532-10140	OVERTIME	3,500.00	1,472.00	2,028.00	42.0%	698.00	11.48%	
405-561-532-10210	FICA TAXES	12,921.00	3,892.00	9,029.00	30.1%	4,520.00	34.66%	
405-561-532-10220	RETIREMENT CONTRIBUTIONS	20,268.00	5,633.00	14,635.00	27.8%	7,185.00	36.42%	
405-561-532-10230	LIFE & HEALTH INSURANCE	27,362.00	7,180.00	20,182.00	26.2%	8,943.00	37.27%	
405-561-532-30403	GASOLINE & DIESEL	3,500.00	1,106.00	2,394.00	31.6%	741.00	19.82%	
405-561-532-30404	OIL & GREASE	290.00	-	290.00	0	-	0	
405-561-532-30405	TIRES	783.00	170.00	613.00	21.7%	-	0	
405-561-532-30406	VEHICLE PARTS	1,400.00	450.00	950.00	32.1%	1,560.00	52.34%	
405-561-532-30407	VEHICLE REPAIR PARTS AND LABO	500.00	-	500.00	0	-	0	
405-561-532-30430	UTILITIES	1,400.00	496.00	904.00	35.4%	401.00	18.68%	
405-561-532-30462	REPAIR & MAINT-EQUIPMENT &	364.00	136.00	228.00	37.5%	22.00	6.03%	
405-561-532-30467	MAINT. OF MAINS & LINES - GAS	8,001.00	-	8,001.00	0	-	0	
405-561-532-30468	MAINTENANCE OF SERVICES - GA	4,348.00	-	4,348.00	0	-	0	
405-561-532-30491	OTHER OPERATING EXPENSE	29.00	-	29.00	0	54.00	17.03%	
405-561-532-30520	OPER SUPP-WATER HEATERS	500.00	-	500.00	0	-	0	
405-561-532-30521	OPERATING SUPPLIES	181.00	-	181.00	0	13.00	7.44%	
405-561-532-30522	OPERATING SUPPLIES - UNIFORM	2,486.00	854.00	1,632.00	34.3%	814.00	32.74%	
405-561-532-60644	EQUIPMENT	75,289.00	22,159.00	53,130.00	29.4%	-	0	
405-561-532-60646	EQUIPMENT - FIBER OPTIC SYSTEM	-	-	-	0	24,602.00	77.04%	
	TOTAL GAS DISTRIBUTION	328,522.00	94,211.00	234,311.00	29.0%	109,587.00	38.00%	
	TOTAL GAS FUND	2,029,855.00	787,444.00	1,242,411.00	39.0%	725,587.00	32.00%	
	REFUSE ADMINISTRATION							
406-410-539-30320	ACCOUNTING & AUDITING SERVICE	12,154.00	-	12,154.00	0	-	0	
406-410-539-30443	RESIDENTIAL REFUSE	577,072.00	380,913.00	196,159.00	66.0%	57,756.00	8.30%	
406-410-539-30451	INSURANCE - PROPERTY LIABILITY	32,500.00	15,553.00	16,947.00	47.9%	12,181.00	49.70%	
406-410-539-30480	YARD/SOLID WASTE TIPPING FEES	95,000.00	22,525.00	72,475.00	23.7%	31,950.00	31.72%	
406-410-539-30490	BANK CHARGES	1,000.00	16.00	984.00	1.6%	-	0	
406-410-539-30491	Other Operating Expense	-	-	-	0	376.00	44.70%	
406-410-539-31000	OTHER OPERATING EXP - IT SUPP	9,500.00	3,958.00	5,542.00	41.7%	-	0	
406-410-539-31443	COMMERCIAL REFUSE	496,683.00	283,370.00	213,313.00	57.1%	51,105.00	8.71%	
406-410-539-90000	TRANSFER TO LANDFILL	-	-	-	0	4,944.00	41.66%	
406-410-539-90990	TRANSFER PROFITS TO GF	209,670.00	87,363.00	122,307.00	41.7%	37,363.00	1374.63%	

CITY OF QUINCY, FL
 OPERATING EXPENSES FOR THE FIVE (5) MONTHS ENDED FEBRUARY 28, 2023 - BUDGET TO ACTUAL

G/L_Acct #	ACCOUNT DESCRIPTION	FY 2023 OPERATING BUDGET	FY 2023 5 MONTHS YTD OPERATING ACTUAL	FY 2023 OPERATING BUDGET BALANCE	FY 2023 5 MONTHS YTD OPERATING ACTUAL 41.7%	FY 2023 5 MONTHS YTD OPERATING ACTUAL	YTD% 2022
406-410-539-91000	BUSINESS ACTIVITY SHARED EXP	65,104.00	27,127.00	37,977.00	41.7 %	24,037.00	0
	TOTAL REFUSE FUND	1,498,683.00	820,825.00	677,858.00	55.0-%	219,712.00	15.00-%
	LANDFILL OPERATIONS						
407-422-536-10120	REGULAR SALARIES & WAGES	56,000.00	14,886.00	41,114.00	26.6 %	19,390.00	29.26 %
407-422-536-10140	OVERTIME	1,000.00	335.00	665.00	33.5 %	386.00	34.17 %
407-422-536-10210	FICA TAXES	4,361.00	1,092.00	3,269.00	25.0 %	1,377.00	30.69 %
407-422-536-10220	RETIREMENT CONTRIBUTIONS	6,840.00	1,751.00	5,089.00	25.6 %	2,327.00	30.65 %
407-422-536-10230	LIFE & HEALTH INSURANCE	9,234.00	2,965.00	6,269.00	32.1 %	3,475.00	22.54 %
407-422-536-30341	CONTRACTUAL SERVICES	6,000.00	-	6,000.00	0	1,800.00	25.71 %
407-422-536-30346	MONITORING FEES	42,235.00	16,491.00	25,744.00	39.0 %	47,464.00	173.18 %
407-422-536-30430	UTILITIES	900.00	337.00	563.00	37.4 %	236.00	23.19 %
407-422-536-30462	REPAIR & MAINT-EQUIPMENT & T	557.00	-	557.00	0	-	0
407-422-536-30463	REPAIR & MAINT.-BUILDINGS & G	2,750.00	47.00	2,703.00	1.7 %	1,641.00	66.97 %
407-422-536-30490	BANK CHARGES	1,000.00	-	1,000.00	0	-	0
407-422-536-30491	OTHER OPERATING EXPENSE	1,300.00	311.00	989.00	23.9 %	1,045.00	61.94 %
407-422-536-30493	TRAINING	700.00	511.00	189.00	73.0 %	-	0
407-422-536-31000	OTHER OPERATING EXP - IT SUPPL	9,500.00	3,958.00	5,542.00	41.7 %	-	0
407-422-536-90990	TRANSFER PROFIT	-	-	-	0	1,144.00	21.33 %
407-422-536-91000	BUSINESS ACTIVITY SHARED EXP	6,221.00	2,592.00	3,629.00	41.7 %	2,297.00	41.66 %
	TOTAL LANDFILL FUND	148,598.00	45,276.00	103,322.00	30.0-%	82,581.00	50.00-%
	TELECOMMUNICATIONS						
508-539-539-30341	CONTRACTUAL SERVICES	-	(74.00)	74.00	0	15,029.00	16.44 %
508-539-539-30343	PROFESSIONAL SERVICES	150,000.00	15,677.20	134,322.80	10.3 %	-	0
508-539-539-30360	ADMINISTRATIVE SERVICES	5,000.00	-	5,000.00	0	-	0
508-539-539-30403	GAS & DIESEL	650.00	620.19	29.81	124.0 %	263.00	51.54 %
508-539-539-30410	TELEPHONE	14,000.00	4,557.74	9,442.26	32.6 %	5,898.00	42.12 %
508-539-539-30430	UTILITIES	7,000.00	2,232.66	4,767.34	31.9 %	1,734.00	19.79 %
508-539-539-30490	BANK CHARGES	900.00	-	900.00	0	-	0

CITY OF QUINCY, FL
 OPERATING EXPENSES FOR THE FIVE (5) MONTHS ENDED FEBRUARY 28, 2023 - BUDGET TO ACTUAL

G/L ACCT #	ACCOUNT DESCRIPTION	FY 2023 OPERATING BUDGET	FY 2023 5 MONTHS YTD OPERATING ACTUAL	FY 2023 OPERATING BUDGET BALANCE	FY 2023 5 MONTHS YTD OPERATING ACTUAL	FY 2023 5 MONTHS YTD OPERATING ACTUAL %	FY 2022 5 MONTHS YTD OPERATING ACTUAL	YTD% 2022
508-539-539-30491	OTHER OPERATING EXPENSES	6,450.00	3,500.21	2,949.79	45.8 %	1,543.00	15.19 %	
508-539-539-60644	EQUIPMENT	7,988.00	-	7,988.00	0	(3,000.00)	17.23-%	
	TOTAL TELECOMMUNICATIONS	191,988.00	26,514.00	165,474.00	14.0-%	21,467.00	15.00-%	
	TOTAL ENTERPRISE FUND	26,431,867.00	9,813,688.00	16,618,179.00	37.0-%	9,224,476.00	40.00-%	
	TOTAL ALL FUNDS	38,752,074.00	14,658,416.00	24,093,658.00	38.0-%	14,637,603.00	36.00-%	

DEBT SERVICE COVERAGE REPORT

AS OF FEBRUARY 28, 2023

CITY OF QUINCY, FL
STATEMENT OF DEBT SERVICE COVERAGE FOR THE FIVE MONTHS ENDED FEBRUARY 28, 2023

**FIVE MONTHS
YTD ACTUAL**

REVENUES

Governmental	\$4,826,306
Enterprise	10,543,385
Total Revenues	\$15,369,691

EXPENDITURES

Personnel	\$3,682,651
Contractual Services	828,260
Professional Services	91,623
Purchased Electric	3,294,603
Purchased Gas	538,168
Reserves/ Parks & Facilities	4,323
Gas, Oil & Grease, Tires, Auto Parts & Repair	158,393
Telephone	70,582
Utilities	203,029
Community Services	15,174
Commercial & Residential Refuse	664,283
Insurance - Property Liability	562,533
Repair & Maintenance	61,787
Yard Tipping Cost	22,525
Other Operating Expenses	119,801
Training & Software	44,937
Office Supplies & Operations	12,079
Operating Materials& Supplies	91,861
Uniforms	62,171
Athletic Supplies & Equipment	33,582
Dues, Publications, Subscriptions & Memberships	26,927
Economic Environment & Development	329,974
Other Operating Expenses - IT Support	92,564
CRA Operations & Projects	136,599
Aid to Private Organizations	51,000
Transfers	2,286,533
Business Activity - Enterprise	316,750

Total Expenditures

13,802,712

MODIFIED OPERATING INCOME

\$1,566,979

DEBT SERVICE

\$735,916

DEBT SERVICE RATIO

2.13

GRANT REPORT
FOR THE FIVE MONTHS ENDED FEBRUARY 28, 2023

CITY OF QUINCY, FL
GRANT REPORT FOR THE FIVE MONTHS ENDED FEBRUARY 28, 2023

ACCOUNT_#	ACCOUNT DESCRIPTION	ADJUSTED_ BUDGET 2023	MONTHS_ YTD 2023	OVER_(UNDER) ADJUSTED_BU DGET	YTD_%
BUDGET TO ACTUAL REVENUES					
CITY OF QUINCY GRANT REPORT					
CLEAN WATER SOLAR ARRAY GRANT					
402-381-39000	CLEAN WATER SOLAR ARRAY REVS	\$620,000	\$0	\$620,000 0%	
	CLEAN WATER SRL GRANT	\$620,000	\$0	\$620,000 0%	
	TOTAL CLEAN WTR SLR ARRAY REVS				
CLEAN WATER SOLAR ARRAY EXP					
402-531-535-80830	CLEAN WATER SOLAR ARRAY GRANT	\$620,000	\$0	\$620,000 0%	
	TOTAL CLEAN WTR SLR ARRAY EXP	\$620,000	\$0	\$620,000 0%	
WALMART GRANT (POLICE)					
WALMART GRANT (POLICE) REVS					
001-366-00521	WALMART GRANT - POLICE	\$7,250	\$7,250	\$0 100%	
	TOTAL WALMART GRT (POLICE) REV	\$7,250	\$7,250	\$0 100%	
WALMART GRANT (POLICE) EXP					
001-220-521-80835	WALMART GRANT - JOB 106	\$7,250	\$6,979	\$271 96%	
	TOTAL WALMART GRT (POLICE) EXP	\$7,250	\$6,979	\$271 -96%	
SCOP S STEWART PHASE I GRANT					
SCOP S STEWART PHS I GRANT REV					
001-334-49000	State Grant - Transportation	\$418,978	\$426,476	-\$7,498 102%	
	TOTAL SCOP S STEWART PHS I REV	\$418,978	\$426,476	-\$7,498 102%	
SCOP S STEWART PHS I GRANT EXP					
001-430-541-80831	SCOP S STEWART ST PHASE I - JO	\$418,978	\$426,476	-\$7,498 102%	
	TOTAL SCOP S STEWART PHS I EXP	\$418,978	\$426,476	-\$7,498 -102%	

CITY OF QUINCY, FL
GRANT REPORT FOR THE FIVE MONTHS ENDED FEBRUARY 28, 2023

ACCOUNT_#	ACCOUNT DESCRIPTION	ADJUSTED_ BUDGET 2023	MONTHS_ YTD 2023	OVER_(UNDER) ADJUSTED_BU DGET	YTD_ %
	DEM HAZARD MITIGATION GRANT				
	DEM HAZARD MITIGATION GRT REV				
402-331-32000	DEM HAZARD MITIGATION GRANT	\$35,979	\$0	\$35,979	0%
404-331-32000	DEM HAZARD MITIGATION GRANT	\$35,979	\$0	\$35,979	0%
	TOTAL DEM HAZ MITIGATION REV	\$71,958	\$0	\$71,958	0%
	DEM HAZARD MITIGATION GRT EXP				
402-531-535-80832	DEM HAZARD MITIGATION GRANT -	\$35,979	\$0	\$35,979	0%
404-530-533-80832	DEM HAZARD MITIGATION GRANT -	\$35,979	\$0	\$35,979	0%
	TOTAL DEM HAZ MITIGATION EXP	\$71,958	\$0	\$71,958	0%
	AMERICAN RESCUE PLAN ACT GRANT				
001-366-10015	AMERICAN RESCUE PLAN GRANT	\$692,782	\$147,024	\$545,758	15%
403-331-33000	AMERICAN RESCUE PLAN ACT GRANT	\$64,500	\$300	\$64,200	0%
	TOTAL AMER. RESCUE PLAN REVS	\$757,282	\$147,324	\$609,958	14%
	AMERICAN RESCUE PLAN ACT GRANT				
001-430-541-80833	AMERICAN RESCUE PLAN ACT GRANT	\$692,782	\$147,024	\$545,758	21%
403-520-531-80833	AMERICAN RESCUE PLAN ACT GRANT	\$64,500	\$300	\$64,200	0%
	TOTAL AMER. RESCUE PLAN EXPS	\$757,282	\$147,324	\$609,958	-19%
	SOAR GRANT				
	SOAR GRANT REVS				
001-366-10018	SOAR - STUDENTS WITH OPP TO AC	\$24,313	\$16,271	\$8,042	67%
	TOTAL SOAR GRANT REVS	\$24,313	\$16,271	\$8,042	67%
	SOAR GRANT EXP				
001-001-519-80834	SOAR GRANT - JOB 126	\$24,313	\$16,271	\$8,042	67%
	TOTAL SOAR GRANT EXP	\$24,313	\$16,271	\$8,042	-67%

CITY OF QUINCY, FL
GRANT REPORT FOR THE FIVE MONTHS ENDED FEBRUARY 28, 2023

ACCOUNT_#	ACCOUNT DESCRIPTION	ADJUSTED_ BUDGET 2023	MONTHS_ YTD 2023	OVER_(UNDER) ADJUSTED_BU DGET	YTD_ %
	HOMETOWN REVITALIZATION GRANT				
002-334-90000	HOMETOWN REVITAL. GRANT REV	\$2,949,428	\$0	\$2,949,428	0%
	GRANT PROCEEDS	\$2,949,428	\$0	\$2,949,428	0%
	TOTAL HOMETOWN REVITAL. REVS				
002-250-552-80836	HOMETOWN REVITAL. GRANT EXP	\$2,949,428	\$0	\$2,949,428	0%
	HOMETOWN REVITALIZATION GRANT	\$2,949,428	\$0	\$2,949,428	0%
	TOTAL HOMETOWN REVITAL. EXP				
	FIREHOUSE SUB PUB. SAFETY GRNT				
001-366-10019	FIREHOUSE SUB PUB. SAFETY REVS	\$37,575	\$37,575	\$0	100%
	FIREHOUSE SUBS PUBLIC SAFETY G	\$37,575	\$37,575	\$0	100%
	TOTAL FIREHOUSE SUBS REVS				
001-230-522-80837	FIREHOUSE SUB PUB SAFETY EXP	\$37,575	\$37,575	\$0	100%
	FIREHOUSE SUBS PUBLIC SAFETY G	\$37,575	\$37,575	\$0	-100%
	TOTAL FIREHOUSE SUBS GRANT EXP				
	TOTAL REVENUES	\$4,886,784	\$634,696	\$4,251,888	
	TOTAL EXPENSES	\$4,886,784	\$634,625	\$4,252,159	
	NET RESULTS	\$0	\$271	-\$271	

UTILITY BILLING REPORT
AS OF FEBRUARY 28, 2023

City of Quincy, Florida
Billing Statistics for the Month of February, 2023
Cycle 1

	FY 2023	FY 2022	
Month of February	2/7/2023	2/7/2022	Variance
No. of Bills	2,262	2,270	(8)
No. Bills Estimated	76	57	19
Consumption	7,831,812	9,206,667	(1,374,855)
Fuel Adjustment Rate	0.037700	0.031000	0.007
Fuel Adjustment	\$282,715	\$275,601	\$7,114
Services Billed	\$1,200,612	\$1,208,391	(\$7,779)

Comments: The month of February 2023 resulted in a decrease of 8 accounts, decreased consumption of 1,374,855 and decreased revenue of \$7,779, when compared to February 2022.

Prepared by Donna Reeves, Utility Billing Specialist

City of Quincy, Florida
Billing Statistics for the Month of February, 2023
Cycle 2

FY 2023	FY 2022	
2/22/2023	2/22/2022	Variance

Month of February

No. of Bills	2,501	2,498	3
No. Bills Estimated	59	54	5
Consumption	3,598,831	3,947,073	(348,242)
Fuel Adjustment Rate	0.014900	0.027000	(0.012)
Fuel Adjustment	128,440	101,226	\$ 27,214.00
Services Billed	\$602,963	\$660,331	(\$57,368)

Comments: The month of February 2023 resulted in an increase of 3 accounts, decreased consumption of 348,242 and decreased revenue of \$57,368, when compared to February 2022.

Prepared by Donna Reeves, Utility Billing Specialist

**CITY OF QUINCY, FL
BILLING STATISTICS FOR THE MONTH OF FEBRUARY, 2023**

Description		#Services Billed	Total Consumption	Amount Billed	Fuel Adjustment	Taxes
COMMERCIAL INSIDE	IN DIST:	608	2,649,587	\$ 240,508.81	\$ 94,344.29	\$ 23,708.50
	OUT DIST:	32	266623	\$ 22,214.11	\$ 9,418.48	\$ 2,514.83
	TOTAL:	640	2,916,210	\$ 262,722.92	\$ 103,762.77	\$ 26,223.33
COMM INSIDE LARGE	IN DIST:	2	171,600	\$ 12,378.38	\$ 6,469.32	\$ 2,103.78
	OUT DIST:	0	0	\$ -	\$ -	\$ -
	TOTAL:	2	171,600	\$ 12,378.38	\$ 6,469.32	\$ 2,103.78
COMMERCIAL OUTSIDE	IN DIST:	41	295,076	\$ 23,952.59	\$ 8,940.92	\$ 3,256.88
	OUT DIST:	96	1,901,098	\$ 139,618.75	\$ 68,806.25	\$ 6,658.75
	TOTAL:	137	2,196,174	\$ 163,571.34	\$ 77,747.17	\$ 9,915.63
COMM OUTSIDE LARGE	IN DIST:	0	0	\$ -	\$ -	\$ -
	OUT DIST:	2	106,688	\$ 7,676.89	\$ 4,022.14	\$ 589.58
	TOTAL:	2	106,688	\$ 7,676.89	\$ 4,022.14	\$ 589.58
TOTAL COMMERCIAL	IN DIST:	651	3,116,263	\$ 276,839.78	\$ 109,754.53	\$ 29,069.16
	OUT DIST:	130	2,274,409	\$ 169,509.75	\$ 82,246.87	\$ 9,763.16
	TOTAL:	781	5,390,672	\$ 446,349.53	\$ 192,001.40	\$ 38,832.32
GOVERNMENT INSIDE	IN DIST:	10	106,112	\$ 10,054.78	\$ 4,000.43	\$ 580.58
	OUT DIST:	0	0	\$ -	\$ -	\$ -
	TOTAL:	10	106,112	\$ 10,054.78	\$ 4,000.43	\$ 580.58
GOV INSIDE LARGE	IN DIST:	9	336,140	\$ 26,784.66	\$ 12,672.47	\$ 1,881.49
	OUT DIST:	0	0	\$ -	\$ -	\$ -
	TOTAL:	9	336,140	\$ 26,784.66	\$ 12,672.47	\$ 1,881.49
GOVERNMENT OUTSIDE	IN DIST:	1	371	\$ 51.19	\$ 5.53	\$ 1.42
	OUT DIST:	2	89,480	\$ 8,371.88	\$ 3,139.01	\$ 287.78
	TOTAL:	3	89,851	\$ 8,423.07	\$ 3,144.54	\$ 289.20
TOTAL GOVERNMENTAL	IN DIST:	20	442,623	\$ 36,890.63	\$ 16,678.43	\$ 2,463.49
	OUT DIST:	2	89,480	\$ 8,371.88	\$ 3,139.01	\$ 287.78
	TOTAL:	22	532,103	\$ 45,262.51	\$ 19,817.44	\$ 2,751.27
QUINCY INSIDE	IN DIST:	69	138,868	\$ 15,161.97	\$ 5,233.33	\$ 509.86
	OUT DIST:	2	0	\$ 33.24	\$ -	\$ 0.84
	TOTAL:	71	138,868	\$ 15,195.21	\$ 5,233.33	\$ 510.70
QUINCY OUTSIDE	IN DIST:	3	2,297	\$ 284.56	\$ 34.32	\$ 7.97
	OUT DIST:	2	1,272	\$ 183.92	\$ 47.95	\$ 5.79
	TOTAL:	5	3,569	\$ 468.48	\$ 82.27	\$ 13.76
TOTAL QUINCY	IN DIST:	72	141,165	\$ 15,446.53	\$ 5,267.65	\$ 517.83
	OUT DIST:	4	1,272	\$ 217.16	\$ 47.95	\$ 6.63
	TOTAL:	76	142,437	\$ 15,663.69	\$ 5,315.60	\$ 524.46
RESIDENTIAL INSIDE	IN DIST:	2,957	3,210,372	\$ 313,935.78	\$ 94,504.84	\$ 10,290.90
	OUT DIST:	55	52,762	\$ 5,228.56	\$ 1,073.47	\$ 178.91
	TOTAL:	3,012	3,263,134	\$ 319,164.34	\$ 95,578.31	\$ 10,469.81
RESIDENTIAL OUTSIDE	IN DIST:	191	199,789	\$ 19,601.02	\$ 3,036.37	\$ 559.49
	OUT DIST:	834	201,662	\$ 77,240.86	\$ 11,685.07	\$ 2,221.26
	TOTAL:	1,025	401,451	\$ 96,841.88	\$ 14,721.44	\$ 2,780.75
TOTAL RESIDENTIAL	IN DIST:	3,148	3,410,161	\$ 333,536.80	\$ 97,541.21	\$ 10,850.39
	OUT DIST:	889	254,424	\$ 82,469.42	\$ 12,758.54	\$ 2,400.17
	TOTAL:	4,037	3,664,585	\$ 416,006.22	\$ 110,299.75	\$ 13,250.56
STREET LIGHTS	IN DIST:	3	48,727	\$ 2,897.39	\$ 1,837.01	\$ 118.37
	OUT DIST:	0	0	\$ -	\$ -	\$ -
	TOTAL:	3	48,727	\$ 2,897.39	\$ 1,837.01	\$ 118.37

**CITY OF QUINCY, FL
BILLING STATISTICS FOR THE MONTH OF FEBRUARY, 2023**

Description		#Services Billed	Total Consumption	Amount Billed	Fuel Adjustment	Taxes
TOTAL STREET LIGHTS	IN DIST:	3	48,727 \$	2,897.39 \$	1,837.01 \$	118.37
	OUT DIST:	0	0 \$	- \$	- \$	-
	TOTAL:	3	48,727 \$	2,897.39 \$	1,837.01 \$	118.37
GRAND TOTALS	IN DIST:	3,894	7,158,939 \$	665,611.13 \$	231,078.83 \$	43,019.24
	OUT DIST:	1,025	2,619,585 \$	260,568.21 \$	98,192.37 \$	12,457.74
	TOTAL:	4,919	9,778,524 \$	926,179.34 \$	329,271.20 \$	55,476.98

**CITY OF QUINCY, FL
BILLING STATISTICS FOR THE MONTH OF FEBRUARY, 2023
PRIOR MONTH VARIANCE**

	Description		#Services Billed	Total Consumption	Amount Billed	Fuel Adjustment	Taxes
Jan-23	TOTAL COMMERCIAL	IN DIST:	642	3,611,660	\$304,396.80	\$86,319.07	\$38,530.49
		OUT DIST:	116	656,246	\$54,776.71	\$17,776.82	\$4,835.47
		TOTAL:	758	4,267,906	\$359,173.51	\$104,095.89	\$43,365.96
Feb-23	TOTAL COMMERCIAL	IN DIST:	651	3,116,263	\$ 276,839.78	\$ 109,754.53	\$ 29,069.16
		OUT DIST:	130	2,274,409	\$ 169,509.75	\$ 82,246.87	\$ 9,763.16
		TOTAL:	781	5,390,672	\$ 446,349.53	\$ 192,001.40	\$ 38,832.32
Variance	TOTAL COMMERCIAL	IN DIST:	9	-495,397	-\$27,557.02	\$23,435.46	-\$9,461.33
		OUT DIST:	14	1,618,163	\$114,733.04	\$64,470.05	\$4,927.69
		TOTAL:	23	1,122,766	\$87,176.02	\$87,905.51	-\$4,533.64
Jan-23	TOTAL GOVERNMENTAL	IN DIST:	20	394,797	\$ 33,061.18	\$ 8,848.67	\$ 2,191.53
		OUT DIST:	2	94,760	\$ 8,863.92	\$ 2,287.25	\$ 278.77
		TOTAL:	22	489,557	\$ 41,925.10	\$ 11,135.92	\$ 2,470.30
Feb-23	TOTAL GOVERNMENTAL	IN DIST:	20	442,623	\$36,890.63	\$16,678.43	\$2,463.49
		OUT DIST:	2	89,480	\$8,371.88	\$3,139.01	\$287.78
		TOTAL:	22	532,103	\$45,262.51	\$19,817.44	\$2,751.27
Variance	TOTAL GOVERNMENTAL	IN DIST:	0	47,826	\$3,829.45	\$7,829.76	\$271.96
		OUT DIST:	0	-5,280	-\$492.04	\$851.76	\$9.01
		TOTAL:	0	42,546	\$3,337.41	\$8,681.52	\$280.97
Jan-23	TOTAL QUINCY	IN DIST:	76	176,488	\$18,313.98	\$3,969.58	\$557.11
		OUT DIST:	8	1,398,985	\$104,669.00	\$60,814.04	\$4,137.08
		TOTAL:	84	1,575,473	\$122,982.98	\$64,783.62	\$4,694.19
Feb-23	TOTAL QUINCY	IN DIST:	72	141,165	\$15,446.53	\$5,267.65	\$517.83
		OUT DIST:	4	1,272	\$217.16	\$47.95	\$6.63
		TOTAL:	76	142,437	\$15,663.69	\$5,315.60	\$524.46
Variance	TOTAL QUINCY	IN DIST:	-4	-35,323	-\$2,867.45	\$1,298.07	-\$39.28
		OUT DIST:	-4	-1,397,713	-\$104,431.84	-\$60,766.09	-\$4,130.45
		TOTAL:	-8	-1,433,036	-\$107,319.29	-\$59,468.02	-\$4,169.73
Jan-23	TOTAL RESIDENTIAL	IN DIST:	3,100	3,338,836	\$326,764.69	\$100,417.84	\$10,766.02
		OUT DIST:	883	1,154,033	\$111,853.13	\$43,217.64	\$3,898.10
		TOTAL:	3,983	4,492,869	\$438,617.82	\$143,635.48	\$14,664.12
Feb-23	TOTAL RESIDENTIAL	IN DIST:	3,148	3,410,161	\$333,536.80	\$97,541.21	\$10,850.39
		OUT DIST:	889	254,424	\$82,469.42	\$12,758.54	\$2,400.17
		TOTAL:	4,037	3,664,585	\$416,006.22	\$110,299.75	\$13,250.56
Variance	TOTAL RESIDENTIAL	IN DIST:	48	71,525	\$6,772.11	-\$2,876.63	\$84.37
		OUT DIST:	6	-899,609	-\$29,383.71	-\$30,459.10	-\$1,497.93
		TOTAL:	54	-828,084	-\$22,611.60	-\$33,335.73	-\$1,413.56
Jan-23	STREET LIGHTS	IN DIST:	3	48,754	\$2,898.90	\$1,092.09	\$99.77
		OUT DIST:	0	0	\$0.00	\$0.00	\$0.00
		TOTAL:	3	48,754	\$2,898.90	\$1,092.09	\$99.77
Feb-23	TOTAL STREET LIGHTS	IN DIST:	3	48,727	\$2,897.39	\$1,837.01	\$118.37
		OUT DIST:	0	0	\$0.00	\$0.00	\$0.00
		TOTAL:	3	48,727	\$2,897.39	\$1,837.01	\$118.37
Variance	STREET LIGHTS	IN DIST:	0	-27	-\$1.51	\$744.92	\$18.60
		OUT DIST:	0	0	\$0.00	\$0.00	\$0.00
		TOTAL:	0	-27	-\$1.51	\$744.92	\$18.60
TOTAL VARIANCE		IN DIST:	53	-411,396	-19,824	30,432	-9,126
		OUT DIST:	16	-684,439	-19,595	-25,903	-692
		TOTAL:	69	-1,095,835	-\$39,418.97	\$4,528.20	-\$9,817.36

* LARGE VARIANCE IN TOTAL COMMERCIAL AND TOTAL QUINCY TOTALS DUE TO CUSTOMER CLASSIFICATION ERROR IN ACCOUNT SET UP

**CITY OF QUINCY, FL
BILLING STATISTICS FOR THE MONTH OF FEBRUARY, 2023
PRIOR YEAR VARIANCE**

	Description		#Services Billed	Total Consumption	Amount Billed	Fuel Adjustment	Taxes
Feb-22	TOTAL COMMERCIAL	IN DIST:	644	4,534,221	\$334,226.28	\$138,881.08	\$47,342.88
		OUT DIST:	120	628,704	\$48,342.37	\$18,678.15	\$4,823.06
		TOTAL:	764	5,162,925	\$382,568.65	\$157,559.23	\$52,165.94
Feb-23	TOTAL COMMERCIAL	IN DIST:	651	3,116,263	\$ 276,839.78	\$ 109,754.53	\$ 29,069.16
		OUT DIST:	130	2,274,409	\$ 169,509.75	\$ 82,246.87	\$ 9,763.16
		TOTAL:	781	5,390,672	\$ 446,349.53	\$ 192,001.40	\$ 38,832.32
Variance	TOTAL COMMERCIAL	IN DIST:	7	-1,417,958	-\$7,386.50	-\$29,126.55	-\$18,273.72
		OUT DIST:	10	1,645,705	\$121,167.88	\$63,568.72	\$4,940.10
		TOTAL:	17	227,747	\$63,780.88	\$34,442.17	-\$13,333.62
Feb-22	TOTAL GOVERNMENTAL	IN DIST:	20	514,245	\$ 38,573.77	\$ 15,939.70	\$ 2,687.85
		OUT DIST:	2	93,440	\$ 8,021.62	\$ 2,844.48	\$ 271.65
		TOTAL:	22	607,685	\$ 46,595.39	\$ 18,784.18	\$ 2,959.50
Feb-23	TOTAL GOVERNMENTAL	IN DIST:	20	442,623	\$36,890.63	\$16,678.43	\$2,463.49
		OUT DIST:	2	89,480	\$8,371.88	\$3,139.01	\$287.78
		TOTAL:	22	532,103	\$45,262.51	\$19,817.44	\$2,751.27
Variance	TOTAL GOVERNMENTAL	IN DIST:	0	-71,622	-\$1,683.14	\$758.73	-\$224.36
		OUT DIST:	0	-3,960	\$350.26	\$294.53	\$16.13
		TOTAL:	0	-75,582	-\$1,332.88	\$1,033.26	-\$208.23
Feb-22	TOTAL QUINCY	IN DIST:	74	116,195	\$12,845.40	\$3,582.16	\$410.66
		OUT DIST:	5	1,827,715	\$109,453.75	\$56,659.17	\$4,152.84
		TOTAL:	79	1,943,910	\$122,299.15	\$60,241.33	\$4,563.50
Feb-23	TOTAL QUINCY	IN DIST:	72	141,165	\$15,446.53	\$5,267.65	\$517.83
		OUT DIST:	4	1,272	\$217.16	\$47.95	\$6.63
		TOTAL:	76	142,437	\$15,663.69	\$5,315.60	\$524.46
Variance	TOTAL QUINCY	IN DIST:	-2	24,970	\$2,601.13	\$1,685.49	\$107.17
		OUT DIST:	-1	-1,826,443	-\$109,236.59	-\$56,611.22	-\$4,146.21
		TOTAL:	-3	-1,801,473	-\$106,635.46	-\$54,925.73	-\$4,039.04
Feb-22	TOTAL RESIDENTIAL	IN DIST:	3,123	3,811,602	\$341,121.81	\$110,003.42	\$11,327.64
		OUT DIST:	885	1,261,241	\$111,852.91	\$33,939.85	\$3,641.58
		TOTAL:	4,008	5,072,843	\$452,974.72	\$143,943.27	\$14,969.22
Feb-23	TOTAL RESIDENTIAL	IN DIST:	3,148	3,410,161	\$333,536.80	\$97,541.21	\$10,850.39
		OUT DIST:	889	254,424	\$82,469.42	\$12,758.54	\$2,400.17
		TOTAL:	4,037	3,664,585	\$416,006.22	\$110,299.75	\$13,250.56
Variance	TOTAL RESIDENTIAL	IN DIST:	25	-401,441	-\$7,585.01	-\$12,462.21	-\$477.25
		OUT DIST:	4	-1,006,817	-\$28,383.49	-\$21,181.31	-\$1,241.41
		TOTAL:	29	-1,408,258	-\$36,968.50	-\$33,643.52	-\$1,718.66
Feb-22	STREET LIGHTS	IN DIST:	3	48,711	\$2,549.82	\$1,510.04	\$101.50
		OUT DIST:	0	0	\$0.00	\$0.00	\$0.00
		TOTAL:	3	48,711	\$2,549.82	\$1,510.04	\$101.50
Feb-23	TOTAL STREET LIGHTS	IN DIST:	3	48,727	\$2,897.39	\$1,837.01	\$118.37
		OUT DIST:	0	0	\$0.00	\$0.00	\$0.00
		TOTAL:	3	48,727	\$2,897.39	\$1,837.01	\$118.37
Variance	STREET LIGHTS	IN DIST:	0	16	\$347.57	\$326.97	\$16.87
		OUT DIST:	0	0	\$0.00	\$0.00	\$0.00
		TOTAL:	0	16	\$347.57	\$326.97	\$16.87
TOTAL VARIANCE		IN DIST:	30	-1,866,035	-63,706	-38,838	-18,851
		OUT DIST:	13	-1,191,515	-17,102	-13,829	-431
		TOTAL:	43	-3,057,550	-\$80,808.39	-\$52,766.85	-\$19,282.68

**ELECTRIC REVENUE PRIOR YEAR ANALYSIS AS
OF FEBRUARY 28, 2023**

- **PRIOR YEAR**
- **BUDGET VS ACTUAL**

City of Quincy, Florida
Electric Revenue Prior Year Variance
For the Five Months Ended February 2023

Account Number	Description	FY2023 Feb	FY2022 Feb	Variance
403-331-01019	H-M FEMA REIMB MICHAEL	\$0	\$0	\$0
403-331-33000	AMERICAN RESCUE PLAN ACT GRA	\$300	\$461,000	(\$460,700)
403-343-11000	RESIDENTIAL SALES	\$2,425,257	\$2,426,685	(\$1,428)
403-343-12000	COMMERCIAL SALES	\$3,045,297	\$3,122,782	(\$77,485)
403-343-13000	INDUSTRIAL SALES	\$805,455	\$743,160	\$62,295
403-343-14000	STREET LIGHTING SALES	\$22,543	\$35,238	(\$12,695)
403-343-15000	INTERDEPARTMENTAL SALES	\$100,799	\$150,193	(\$49,394)
403-343-16000	CONNECTIONS	\$119,179	\$31,748	\$87,431
403-343-16500	Hurricane Michael Surcharge	\$385,089	\$403,392	(\$18,303)
403-343-16710	VISTA BRACE VOLUNTEER GRANT	\$0	\$12,446	(\$12,446)
403-343-17000	FORFEITED DISCOUNTS - PENALTIE	\$106,095	\$85,434	\$20,661
403-343-18000	SALE OF MATERIAL	\$0	\$10,077	(\$10,077)
403-343-18500	SPECIAL PROJECT - MATERIAL SALE	\$84	\$28,420	(\$28,336)
403-343-19000	CUT ON/OFF FEES	\$2,079	\$5,930	(\$3,851)
403-343-24000	TRANSFORMER RENT	\$3,525	\$3,525	\$0
403-343-27000	MISCELLANEOUS CHARGES	(\$2,087)	\$3,464	(\$5,551)
403-343-29000	POLE RENT-CABLEVISION	\$19,832	\$0	\$19,832
403-343-90000	MISCELLANEOUS REVENUES	\$1,546	\$631	\$915
403-361-10000	INTEREST REVENUE	\$1,685	\$445	\$1,240
403-369-90000	MISCELLANEOUS REVENUES	\$12,917	\$5,310	\$7,607
	** GRAND TOTAL **	\$7,049,595	\$7,529,881	(\$480,286)
Percentage		94%	100%	-6%
Revenue w/o FEMA (non-recurring revenue)		\$7,049,595	\$7,529,881	(\$480,286)

City of Quincy, Florida
 Electric Revenue Analysis - Actual vs Budget
 For the Five Months Ended February 28, 2023

Account Number	Description	Adjusted Budget	Approved Budget YTD	YTD Amount	Variance
403-331-01019	H-M FEMA REIMB MICHAEL	\$514,000	\$214,167	\$0	(\$214,167)
403-331-33000	AMERICAN RESCUE PLAN ACT GRANT	\$64,500	\$26,875	\$300	(\$26,575)
403-343-11000	RESIDENTIAL SALES	\$6,023,865	\$2,509,944	\$2,425,257	(\$84,687)
403-343-12000	COMMERCIAL SALES	\$8,076,860	\$3,365,358	\$3,045,297	(\$320,061)
403-343-13000	INDUSTRIAL SALES	\$1,880,237	\$783,432	\$805,455	\$22,023
403-343-14000	STREET LIGHTING SALES	\$71,067	\$29,611	\$22,543	(\$7,068)
403-343-15000	INTERDEPARTMENTAL SALES	\$375,387	\$156,411	\$100,799	(\$55,613)
403-343-16000	CONNECTIONS	\$63,021	\$26,259	\$119,179	\$92,920
403-343-16500	Hurricane Michael Surcharge	\$392,299	\$163,458	\$385,089	\$221,632
403-343-17000	FORFEITED DISCOUNTS - PENALTIES	\$245,470	\$102,279	\$106,095	\$3,816
403-343-18000	SALE OF MATERIAL	\$13,705	\$5,710	\$0	(\$5,710)
403-343-18500	SPECIAL PROJECT - MATERIAL SALES	\$38,651	\$16,105	\$84	(\$16,021)
403-343-19000	CUT ON/OFF FEES	\$11,178	\$4,658	\$2,079	(\$2,578)
403-343-24000	TRANSFORMER RENT	\$8,628	\$3,595	\$3,525	(\$71)
403-343-27000	MISCELLANEOUS CHARGES	\$7,053	\$2,939	(\$2,087)	(\$5,025)
403-343-29000	POLE RENT-CABLEVISION	\$0	\$0	\$19,832	\$19,832
403-343-90000	MISCELLANEOUS REVENUES	\$21,129	\$8,804	\$1,546	(\$7,258)
403-361-10000	INTEREST REVENUE	\$1,398	\$583	\$1,685	\$1,102
403-369-90000	MISCELLANEOUS REVENUES	\$7,222	\$3,009	\$12,917	\$9,908
** GRAND TOTAL **		\$17,815,670	\$7,423,196	\$7,049,595	(\$373,601)
Percentage			100%	95%	-5%

CUSTOMER SERVICE RECEIPTS COLLECTED
FOR THE MONTH OF FEBRUARY 28, 2023

City of Quincy
Receipts Collected by Customer Service
For February 2023

For Receipts / From: 02.01.2023 To: 02.28.2023 / Totals For Drawer A

UBSC	1,343	\$ 848,335.02	1,094.27	CA	\$ 1,855.00
FMSM	117	\$ 33,331.02	0	CK	\$ 879,225.58
FMSC	8	\$ 122,764.67	0	PP	\$ 123,375.13
STSL	1	\$ 25.00	0		
Transaction Total		\$ 1,004,455.71			
Drawer Total		\$ 1,004,455.71			

For Receipts / From: 02.01.2023 To: 02.28.2023 / Totals For Drawer B

UBSC	1,020	\$ 416,439.87	356.02	CK	\$ 439,432.00
FMSC	9	\$ 123,273.43	0	PP	\$ 107,546.67
FMSM	37	\$ 7,265.37	0		
Transaction Total		\$ 546,978.67			
Drawer Total		\$ 546,978.67			

For Receipts / From: 02.01.2023 To: 02.28.2023 / Totals For Drawer C

UBSC	282	\$ 148,911.19	23.59	CK	\$ 132,559.21
FMSM	28	\$ 12,460.69	0	PP	\$ 29,109.10
STSL	1	\$ 25.00	0		
FMSC	1	\$ 271.43	0		
Transaction Total		\$ 161,668.31			
Drawer Total		\$ 161,668.31			

For Receipts / From: 02.01.2023 To: 02.28.2023 / Totals For Drawer D

FMSM	13	\$ 2,693.50	0	CK	\$ 31,731.32
UBSC	174	\$ 53,967.95	130.72	PP	\$ 24,930.13
Transaction Total		\$ 56,661.45			
Drawer Total		\$ 56,661.45			

For Receipts / From: 02.01.2023 To: 02.28.2023 / Totals For Drawer F

FMSM	19	\$ 330,693.09	0	EF	\$ 330,693.09
Transaction Total		\$ 330,693.09			
Drawer Total		\$ 330,693.09			

For Receipts / From: 02.01.2023 To: 02.28.2023 / Grand Totals for All Drawers

UBSC	2,819	\$ 1,467,654.03	1,604.60	\$ 1,855.00
FMSM	214	\$ 386,443.67	0	\$ 1,482,948.11
FMSC	18	\$ 246,309.53	0	\$ 284,961.03
STSL	2	\$ 50.00	0	\$ 330,693.09
Totals	3,053	\$ 2,100,457.23	1,604.60	\$ 2,100,457.23

LEGEND EXPLANATION

UBSC: Utility Billing
STSL: Sales Tax
FMSM: Fund Management
FMSC: Fund Management

CA: Cash
PP: Point n Pay
MO: Money Order
EF: Electronic Funds

Prepared by:
LaTrenda Gainous Carroll

ARREARS REPORT

AS OF FEBRUARY 28, 2023

CITY OF QUINCY, FLORIDA

Arrears Report

For the Five Months Ended February 28, 2023

Account Number	30 Day 01/31/2023	60 Day 12/31/2022	90 Day 11/30/2022	Balance	Legend	Location Code	Service Address
RESIDENTIAL - CYCLE 1							
195025	456.44	773.76	6516.01	7746.21	NC, NP	195	823 Mcgee St
2471034	433.06	545.98	6006	6985.04	NC, NP, UR	2471	707 2nd St
1946025	325.02	288.45	4270.47	4883.94	PP	1946	911 7th St
4959007	240.43	241.22	3117.68	3599.33	NC, NP	4959	1803 -A Mckelvy St
976015	482.48	785.72	2077.62	3345.82	NC	976	911 Myrtle Ave
5448019	662.28	773.26	1706.53	3142.07	NC, NP	5448	1305 Live Oak St
2163022	364.2	415.29	1938.13	2717.62	NC, NP, FB	2163	440 S Cone St
6024018	307.92	322.53	2062.86	2693.31	NC	6024	549 -b Williams Stre
2485016	84.33	146.77	2450.62	2681.72	NC, NP	2485	511 S Key St
2032011	78.94	91.1	2305.22	2475.26	NC, NP	2032	520 Williams St
2293013	270.68	193.49	1827.09	2291.26	NC, NP	2293	406 Lincoln St
2299012	313.77	215.08	1666.25	2195.1	W, PP	2299	430 Williams St
2122022	562.56	453.05	866.12	1881.73	NC, PP	2122	1737 Inlet St
585024	125.21	130.35	1550.65	1806.21	NC, NP	585	104 E Washington St
4866032	85.19	84.97	1470.11	1640.27	NC, NP	4866	1632 Hardin St
8215010	174.6	195.06	1254.34	1624	NC, NP	8215	64 N Cleveland St Bl
408013	325.95	365.57	749.92	1441.44	NC, NP	408	401 N Duval St
2437022	307.51	217.15	883.96	1408.62	NC, NP	2437	814 4th St
2430013	204.02	296.58	833.64	1334.24	NC	2430	413 S 11th St
2147018	279.65	259.51	761.73	1300.89	NC	2147	1813 Mckelvy St
1801017	194.52	159.68	832.05	1186.25	NC, NP	1801	118 S Stewart St
1641018	182.3	108.26	886.24	1176.8	NC, NP	1641	1812 Florida Ave
2203015	293.75	275.22	603.81	1172.78	NC, NP	2203	438 Thomas Street
1707024	475.08	509.26	140.67	1125.01	NC	1707	907 W Crawford St
1138017	394.66	480.44	223.11	1098.21	NC	1138	522 N 11th St
4197006	267.3	154.89	639.81	1062	NC	6197	1208 W Washington St
244018	171.51	201.01	660.46	1032.98	NC	244	318 Stanley St
4828016	389.48	249.54	226.15	865.17	NC	4828	1023 4th St
1784011	198.65	237.42	428.83	864.9	NC	1784	218 S Jackson St
292013	263.9	254.32	337.04	855.26	NC	292	209 Patton St
5131009	272.34	78.94	498.38	849.66	NC, NP	5131	702 W Crawford St
1216018	87.17	111.81	627.16	826.14	NC, NP	1216	1209 W King St
4717015	284.47	147.91	384.67	817.05	NC, NP	4717	1221 Live Oak St

CITY OF QUINCY, FLORIDA

Arrears Report

For the Five Months Ended February 28, 2023

Account Number	30 Day 01/31/2023	60 Day 12/31/2022	90 Day 11/30/2022	Balance	Legend	Location Code	Service Address
RESIDENTIAL - CYCLE 1							
742013	367.43	155.42	225.29	748.14	NC	742	318 North St
56670950	97.38	105.98	521.99	725.35	NC, NP	1861	928 W Clark St
8219015	165.19	186.46	369.71	721.36	NC, NP	8219	64 N Cleveland St Ap
2194018	357.5	354.71	0	712.21	NC, NP	2194	515 Thomas St
5410009	78.94	78.94	530.17	688.05	NC, NP	5410	542 N Adams St
4917013	84.15	117.74	452.23	654.12	NC, NP	4917	104 E Washington St
370019	207.62	258.15	168.46	632.23	NC, NP	370	206 N Love St
8244011	208.02	224.7	181.31	614.03	NC, NP	8244	64 N Cleveland St Ap
2370012	322.49	282.65	0	605.14	NC, NP	2371	941 2nd St
2377033	550.2	53.89	0	604.09	NC, CA	2377	917 1st St
8217018	128.44	128.91	320.93	578.28	NC, NP	8217	64 N Cleveland St Bl
165016	98.04	105.44	368.39	571.87	NC	165	936 E Jefferson St
6697023	231.41	208.43	120.65	560.49	NC	6697	64 N Cleveland St Ap
4830019	201.72	137.33	153.99	493.04	NC	4830	122 N Cleveland St A
2508013	168.34	156.2	156.53	481.07	NC, NP	2508	610 5th St
2097012	473.17	0	0	473.17	NC	2097	1632 Smith St
2178013	102.47	126.41	223.28	452.16	NC	2178	432 S Cone St
927038	127.89	111.15	195.38	434.42	NC	927	907 W Franklin St
122013	87.78	92.61	239.68	420.07	NC, NP	122	205 Marshall St
239018	262.16	139.16	0	401.32	NC, NP	239	222 Stanley St
2059027	392.08	0	0	392.08	NC, NP	2059	540 Lincoln St
1573019	227.99	155.72	0	383.71	NC, NP	1573	26 Pittman St
6458007	346.49	33.16	0	379.65	NC	6458	418 Lincoln St
768015	232.8	128.04	0	360.84	NC	768	411 N Calhoun St
6737015	232.6	119	0	351.6	NC, NP	6737	64 N Cleveland St Ap
58670556	169.46	158.89	22.64	350.99	NC	2275	523 Thomas St
1129016	240.01	94.56	0	334.57	NC	1129	705 N 11th St
112014	95.5	99.29	135.3	330.09	NC, NP	112	240 N Chalk St
356013	321.31	0	0	321.31	NC, NP	356	320 E Washington St
2073021	176.58	141.35	0	317.93	NC, NP	2073	1511 Hardin St
6698022	162.76	133.98	2.18	298.92	NC, NP	6698	64 N Cleveland St Ap
1062023	143.69	149.98	0	293.67	NC, NP	1062	721 S Bellamy Dr
1029013	195.03	95.98	0	291.01	NC, NP	1029	1007 E Bellamy Dr
2470015	215.46	73.83	0	289.29	NC, NP	2470	715 2nd St
2098011	279.92	0	0	279.92	C as of 3-22-21	2098	610 Camilla Ave

CITY OF QUINCY, FLORIDA

Arrears Report

For the Five Months Ended February 28, 2023

Account Number	30 Day 01/31/2023	60 Day 12/31/2022	90 Day 11/30/2022	Balance	Legend	Location Code	Service Address
RESIDENTIAL - CYCLE 1							
57015	212.72	58.2	0	270.92	NC	57	723 E Jefferson St
2193029	253.99	16.07	0	270.06	NC, NP	2193	519 Thomas St
824020	269.33	0	0	269.33	NC	824	311 W King St
6733016	266.42	0	0	266.42	NC, PP	6733	64 N Cleveland St Ap
314026	256.05	0	0	256.05	NC	314	315 Mcarthur St
1052012	249.88	0	0	249.88	NC	1052	512 S Bellamy Dr
2467011	146.65	99.15	0	245.8	NC	2467	623 3rd St
582022	119.32	119.32	3.74	242.38	NC	582	104 E Washington St
1079012	229.14	0	0	229.14	NC	1079	915 E Magnolia Dr
106030	214.81	11.94	0	226.75	NC	106	214 N Chalk St
85015	117.04	105.59	0	222.63	NC	85	213 N Lowe St
1833014	220	0	0	220	NC	1833	206 S Ward St
355012	215.37	0	0	215.37	NC	355	236 E Washington St
1971035	93.09	86.29	32.79	212.17	NC	1971	1114 Brumby St
316031	204.53	2.81	0	207.34	NC	316	308 Mcarthur St
2347021	207.01	0	0	207.01	NC	2347	602 Cooper St
2573043	97.64	91.75	10.42	199.81	NC	2573	Golden Leaf Apt 19-a
4958004	135.87	58.33	0	194.2	NC	4956	317 Kent St
310016	183.58	7.37	0	190.95	NC	310	220 Mcarthur St
2044021	190.52	0	0	190.52	NC	2044	1401 Elm St
285016	177.97	0	0	177.97	NC	285	316 Patton St
6459002	174.1	0	0	174.1	NC	6459	203 S Corry St
6741012	158.9	9.54	0	168.44	C, CA	6741	64 N Cleveland St Ap
6742014	151.18	17.25	0	168.43	NC	6742	64 N Cleveland St Ap
1122016	166.55	0	0	166.55	NC	1122	1111 S Magnolia Dr
8508002	82.54	80	0	162.54	NC	8508	115 S 10th St
5068006	145.86	0	0	145.86	NC	5068	343 S Cleveland St
1123020	132.42	11.27	0	143.69	NC	1123	1108 S Magnolia Dr
6629019	66.44	71.4	0	137.84	F	6629	64 N Cleveland St-bl
2026013	135.39	0	0	135.39	NC	2026	627 Williams St
6684012	130.94	0	0	130.94	C, CA	6684	64 N Cleveland St Ap
1019027	128.65	0	0	128.65	NC	1019	526 Woodland Ave
5069002	124.35	0	0	124.35	C	5069	601 Williams St
934013	122.87	0	0	122.87	NC	934	322 N 10th St

CITY OF QUINCY, FLORIDA

Arrears Report

For the Five Months Ended February 28, 2023

Account Number	30 Day 01/31/2023	60 Day 12/31/2022	90 Day 11/30/2022	Balance	Legend	Location Code	Service Address
RESIDENTIAL - CYCLE 1							
6683009	118.49	0	0	118.49	NC	6683	64 N Cleveland St Ap
570015	87.08	29.57	0	116.65	NC	570	112 E Washington St
6750016	114.48	0	0	114.48	NC	6750	64 N Cleveland St Ap
6618020	110.09	0	0	110.09	C	6618	64 N Cleveland St-bl
1095036	103.31	0	0	103.31	NC	1095	1000 Pine Ave
244432	98.01	0	0	98.01	C	2544	122 N Cleveland St A
1125020	78.94	18.74	0	97.68	NC	1125	1018 S Magnolia Dr
2191011	89.05	0	0	89.05	NC	2191	512 Thomas St
146025	0	0	86.93	86.93	F	146	211 Bradley St
2460022	84.78	0	0	84.78	NC	2460	526 S 9th St
537030	83.71	0	0	83.71	NC	537	112 S Duval St
4973004	0	0	80.63	80.63	F	4973	122 N Cleveland St A
395019	71.04	0	0	71.04	NC	395	324 E Sharon St
5507024	65.83	0	0	65.83	NC	5507	415 B W Roberts St
5055020	57.32	0	0	57.32	C	5055	Golden Leaf Apt. #3-
2454013	52.75	0	0	52.75	NC	2454	430 S 9th St

Residential-

Cycle 1 **\$ 24,307.39** **\$ 15,066.24** **\$ 55,403.95** **\$ 94,777.58**

Percentage **26%** **16%** **58%** **100%**

CITY OF QUINCY, FLORIDA

Arrears Report

For the Five Months Ended February 28, 2023

Account Number	30 Day 01/31/2023	60 Day 12/31/2022	90 Day 11/30/2022	Balance	Legend	Location Code	Service Address
----------------	----------------------	----------------------	----------------------	---------	--------	------------------	-----------------

COMMERCIAL ACCOUNTS - CYCLE 1

ACCOUNT NUMBER	30 DAY	60 DAY	90 DAY	BALANCE	LEGEND	LOCATION CODE	ADDRESS
8564001	18.48	18.48	4870.42	4907.38	UR - Electric	8564	317 S Jackson St
1788009	135.64	561.08	3674.04	4370.76	NC, UO	1788	17 S Monroe St
1633011	477.98	842.95	1094.99	2415.92	NC, PP	1633	1840 Live Oak St
205018	149.37	149.37	2032.49	2331.23	NC, NP	205	803 E Jefferson St
659013	86.35	100.7	1637.57	1824.62	NC, UO	659	14 S Adams St A
1629014	146.25	151.23	1523.51	1820.99	NC	1629	1847 Florida Ave
1594018	321.95	159.9	1077.17	1559.02	NC, UO	1594	Cone & Church Street
8520001	1023.75	386.49	0	1410.24	NC	8520	1509 W Jefferson St
654015	180.39	161.92	928.52	1270.83	NC, PP	654	19 E Jefferson St
1681022	626.75	159.65	480.11	1266.51	NC, PP	1681	1209 W Crawford St
52026	1221.85	0	0	1221.85	NC, PP	52	605 E Jefferson St
331016	350.3	382.13	433.44	1165.87	NC, NP	331	385 E Jefferson St S
25021	133.49	455.34	328.94	917.77	NC, NP	25	385 E Jefferson St S
3421016	190.11	177.25	469.68	837.04	NC	3421	521 S Virginia St
24016	338.74	268.5	0	607.24	NC	24	385 E Jefferson St S
598015	261.23	146.64	0	407.87	NC	598	12 E Washington St
1455017	214.03	125.21	0	339.24	C	1455	202 W Jefferson St
572025	205.19	59.38	0	264.57	NC	572	101 N Madison St
644016	252.11	0	0	252.11	NC	644	8 S Adams St
645011	239.97	0	0	239.97	NC	645	10 S Adams St
8300003	135.64	40.7	0	176.34	NC, NP	8300	1845 W Jefferson St
5080004	166.42	0	0	166.42	NC	5080	1626 W Jefferson St
4812005	149.77	0	0	149.77	NC	4812	119 W Jefferson St
2507015	84.58	65.17	0	149.75	NC, NP	2507	614 5th St
6679002	143.28	0	0	143.28	C	6679	64 N Cleveland St Ap
8504002	84.76	0	0	84.76	NC	8504	1323 # A W Crawford
6602001	34.49	46.25	0	80.74	NC	6602	1127 W King St
8200002	74.71	0	0	74.71	NC	8200	64 N Cleveland St-bl
6630002	65.65	0	0	65.65	NC	6630	64 N Cleveland St-of

**Commercial -
Cycle 1** \$ 7,513.23 \$ 4,458.34 \$ 18,550.88 \$ 30,522.45

Percentage 25% 15% 61% 100%

**Total
Amounts -
Cycle 1** \$ 31,820.62 \$ 19,524.58 \$ 73,954.83 \$ 125,300.03

Percentage 25% 16% 59% 100%

Number of Accounts in Cycle 1 = 128 (Residential & Commercial)

CITY OF QUINCY, FLORIDA

Arrears Report

For the Five Months Ended February 28, 2023

Account Number	30 Day 01/31/2023	60 Day 12/31/2022	90 Day 11/30/2022	Balance	Legend	Location Code	Service Address
RESIDENTIAL CYCLE 2							
2716011	195.74	173.03	4345.2	4713.97	NC, PP	2716	644 S 11th St
6324007	379.87	375.51	2167.28	2922.66	NC, PP	6324	405 Strong Rd 4c
2630012	217.39	1032.93	1397.57	2647.89	NC, NP, UO	2630	210 Davis St
3324018	428.12	438.72	1699.75	2566.59	NC, LP 7-5-22	3324	1837 Flagler St
2980018	266.23	279.07	1681.65	2226.95	NC, PP	2980	764 S Madison St
6460009	471.63	78.38	1664.42	2214.43	NC	6460	1316 Martin Luther K
5713013	214.98	214.4	1730.84	2160.22	NC	5713	Triple Oaks #56
4723013	85.91	99.75	1841.24	2026.9	NC	4723	619 5th St
4492025	171.27	179.97	1647.75	1998.99	NC	4492	427 S Stewart St #31
6378010	180.1	317.61	1386.53	1884.24	NC	6378	1205 High Bridge Rd
4561021	43.96	64.5	1767.06	1875.52	NC	4561	Gadsden Arms Apt. #
6497002	1853.53	0	0	1853.53	NC	6497	547 Circle Dr
2607011	92.03	93.93	1616.54	1802.5	NC	2607	11 Davis St
3491007	96.64	89.87	1435.53	1622.04	NC	3491	20 Lillian Springs R
3492011	78.71	78.31	1443.89	1600.91	NC	3492	26 Lillian Springs R
4540020	109.42	132.24	1354.93	1596.59	NC	4540	427 S Stewart St Apt
5459008	156	139.17	1221.86	1517.03	NC	5459	23425 Mem Blue Star
4992005	168.98	204.49	915.19	1288.66	NC	4992	46 Lillian Springs R
4527019	181.15	186.46	813.46	1181.07	NC	4527	427 S Stewart St Apt
4554030	243.12	223.82	697.72	1164.66	NC	4554	Gadsden Arms Apt # 7
5784010	78.94	78.38	992.7	1150.02	NC, NP, UO	5784	1800 Hardin St
4453023	379.06	447.45	259.89	1086.4	NC, PP	4453	Gadsden Arms #1
5768001	56.34	237.55	749.8	1043.69	UO	5768	614 Hogan Ln
3037020	236.51	30.44	767.22	1034.17	NC	3037	31 Strong Rd
4668031	371.66	402.98	241.44	1016.08	NC, PP	4668	620 Atlanta St Apt Q
6313005	404.81	76	380.14	860.95	NC	6313	405 Strong Rd 5a
4963009	23.11	22.94	796.1	842.15	NC	4963	503 Hogan Ln
2699011	148.96	128.13	559.65	836.74	NC, NP, UO	2699	702 Martin L.king Jr
8374006	198.84	194.81	398.79	792.44	NC	8374	1234 Canal St
2921014	99.82	156.18	520.74	776.74	NC, NP, UO	2921	839 Sikes St
4556022	164.36	164.8	401.04	730.2	NC	4556	Gadsden Arms Apt. #9
6341004	131.5	127.62	470.53	729.65	NC	6341	405 Strong Rd 11c
4506022	257.48	208.3	256.77	722.55	NC, PP	4506	427 S Stewart St Apt

RESIDENTIAL CYCLE 2							
2659018	79.35	87.17	554.65	721.17	NC	2659	206 S Betlinet Dr
4936013	215.05	180.61	284.86	680.52	NC	4936	104 Pavilion Dr
4519019	208.46	204.39	242.65	655.5	NC	4519	427 S Stewart St Apt
4606029	107.56	102.43	438.11	648.1	NC, PP	4606	Parkview Gardens Apt
5109010	643.74	0	0	643.74	NC	5109	640 Circle Dr
6011002	67.82	67.82	506.76	642.4	NC, NP, UO	6011	18520 Blue Star Hwy
4968007	207.23	195.83	213.5	616.56	NC	4968	2426 Pat Thomas Park
4489026	202.21	178.73	194.31	575.25	NC	4489	Gadsden Arms Apt 28
3147022	312.8	252.04	2.09	568.93	NC	3147	226 Reed St
6339004	285.76	275.18	0	560.94	NC, PP	6339	405 Strong Rd 11a
4551018	132.9	134.83	290.04	557.77	NC, PP	4551	427 S Stewart St Apt
2092015	273.86	224.2	49.2	547.26	NC, PP	2092	626 Camilla Ave
4854020	46.92	76.29	406.21	529.42	NC	4854	Parkview Gardens #-

CITY OF QUINCY, FLORIDA

Arrears Report

For the Five Months Ended February 28, 2023

Account Number	30 Day 01/31/2023	60 Day 12/31/2022	90 Day 11/30/2022	Balance	Legend	Location Code	Service Address
4533023	124.47	114.46	278.55	517.48	NC	4533	Gadsden Arms #77
4491022	104.63	134.51	276.54	515.68	NC, PP	4491	427 S Stewart St Apt
3060013	222.76	181.29	100	504.05	NC, PP	3060	131 Joe Knight St
5867006	233.65	245.33	16.09	495.07	NC	5867	405 Strong Rd 6b
2946037	84.33	83.77	312.69	480.79	NC	2946	732 S Duval St
6405001	265.18	175.62	0	440.8	NC, PP	6405	1105 Joe Adams Rd
4534018	60.34	58.72	305.04	424.1	NC	4534	Gadsden Arms #78
4922002	0	0	347.81	347.81	NC	4922	1318 E Jefferson St
4649027	120.47	67.01	158.05	345.53	NC	4649	Parkview Manor # H-2
3089026	29.41	29.24	280.89	339.54	NC	3089	87 Betsey Ln
566706705	0	0	336.45	336.45	NC	6018	838 Joe Adams Rd
4553017	156.24	154.43	8.71	319.38	NC, PP	4553	Gadsden Arms Apt. #
4591033	143.47	128.77	44.76	317	NC	4591	620 So. Atlanta St.
6558004	15.86	15.7	280.6	312.16	NC	6558	256 Woodberry Rd
4286011	6.15	6.15	296.58	308.88	NC	4286	17 Ripp Rd
6434001	304.77	0	0	304.77	NC	6434	1265 Selman Rd
4667027	77.63	40.55	184.71	302.89	NC, PP	4667	620 S Atlanta St Apt
4719012	137.52	96.69	38.61	272.82	NC, PP	4719	638 S 9th St
4608032	192.69	74.73	0	267.42	NC, PP	4608	Parkview Garden Apt#
2670014	246.12	6.29	0	252.41	NC	2670	216 Wallace Dr
3747020	183.13	62.01	0	245.14	NC	3747	394 Attapulgus Hwy

RESIDENTIAL CYCLE 2

4548021	74.17	123.42	41.47	239.06	NC	4548	427 S Stewart St Apt
1896018	105.21	124.47	0	229.68	NC	1896	312 Cooper St
3757041	97.04	72.08	48.23	217.35	NC	3757	53 Carrol Hopkins Ln
85373002	138.72	66.52	0	205.24	NC	8573	1029 Joe Adam Rd
5694010	166.86	29.44	0	196.3	NC	5694	Triple Oaks Apt#40
6561003	193.07	0.92	0	193.99	NC	6561	810 Arlington Cir
6554001	63.79	64.07	60.64	188.5	NC	6554	46 Lillian Springs R
2678012	126.92	58.37	0	185.29	NC	2678	13 Wallace Dr
8536001	44.13	43.58	95.49	183.2	NC	8536	220 Carver St.
3138011	147.72	27.79	0	175.51	NC	3138	85 Reed St
2998016	173.36	0	0	173.36	NC	2998	930 Sikes St
5703015	153.24	11.02	0	164.26	NC	5703	635 -48 Strong Road
4615026	97.99	61.1	0	159.09	NC	4615	Parkview # M-152
6087004	34.55	58.97	63.34	156.86	NC	6087	279 Walsh Rd
4654015	82.82	59.26	0	142.08	NC	4654	Parkview Manor Apt #
4516019	129.98	0	0	129.98	NC	4516	Gadsden Arms #44
4529018	0	0	129	129	NC	4529	427 S Stewart St Apt
3384016	127.16	0	0	127.16	NC	3384	1929 Flagler St
4504016	120.72	0	0	120.72	NC	4504	Gadsden Arms Apt. #
2784020	115.74	0	0	115.74	NC	2784	1505 Sumter St
3675035	113.73	0	0	113.73	NC	3675	32 Marty St
4476019	98.51	14.84	0	113.35	NC	4476	Gadsden Arms #13
3924011	6.15	6.15	93.54	105.84	NC	3924	90 Hudson Blvd
8393003	98.21	0	0	98.21	NC	8393	420 Oak Grove Ln
8622001	19.31	19.39	59.39	98.09	NC	8622	130 Foxfire Ct
3179011	29.79	65.39	0.86	96.04	NC	3179	377 Hogan Ln
3398013	91.98	0	0	91.98	NC	3398	2028 Flagler St
4454030	40.37	44.81	0	85.18	NC	4454	Gadsden Arms Apt 2
4597035				72.65	NC	4597	620 S Atlanta St. Ap

CITY OF QUINCY, FLORIDA

Arrears Report

For the Five Months Ended February 28, 2023

Account Number	30 Day 01/31/2023	60 Day 12/31/2022	90 Day 11/30/2022	Balance	Legend	Location Code	Service Address
RESIDENTIAL CYCLE 2							
3724017	69.75	0	0	69.75	NC	3724	166 Gray Rd
8631001	13.05	12.88	42.77	68.7	NC	8631	920 Arlington Cir
5698009	68.6	0	0	68.6	NC	5698	Triple Oaks Apt.#43
2798017	64.52	0	0	64.52	NC	2798	912 S Cleveland St
4146010	51.87	0	0	51.87	NC	4146	45 New Bethel Rd

**Residential-
Cycle 2** **\$ 16,637.68 \$ 11,297.00 \$ 44,706.41 \$ 72,713.74**

Percentage **23% 16% 61% 100%**

COMMERCIAL ACCOUNTS - CYCLE 2

4913001	1097.34	1242.16	7130.26	9469.76	NC, PP	4913	961 E Jefferson St
4229013	291.26	314.99	6335.69	6941.94	NC	4229	23617 Blue Star Hwy
3709011	2100.98	0	0	2100.98	NC	3709	18212 Blue Star Hwy
3271018	518.1	1208.96	0	1727.06	NC	3271	1527 Pat Thomas Pkwy
3417017	502.33	507.05	539.54	1548.92	NC	3417	509 Atlanta St

**Commercial -
Cycle 2** **\$ 4,510.01 \$ 3,273.16 \$ 14,005.49 \$ 21,788.66**

Percentage **21% 15% 64% 100%**

**Total
Amount -
Cycle 2** **21,147.69 14,570.16 58,711.90 94,502.40**

Percentage **22% 15% 62% 100%**

Number of Accounts in Cycle 2 = 107 (Residential & Commercial)

**Total
Amount** **52,968.31 34,094.74 132,666.73 219,802.43**

Percentage **24% 16% 60% 100%**

Number of Accounts in Cycle 2 = 107 (Residential & Commercial)

CITY OF QUINCY, FLORIDA

Arrears Report

For the Five Months Ended February 28, 2023

Account Number	30 Day 01/31/2023	60 Day 12/31/2022	90 Day 11/30/2022	Balance	Legend	Location Code	Service Address
-----------------------	------------------------------	------------------------------	------------------------------	----------------	---------------	----------------------	------------------------

LEGEND MEANING

BA	Bankruptcy
B	Budget Plan
C	Current
CM	City Manager Discussion
DH	Door Hanger
FB	Final Bill
G	Gas, issue not resolved
LP	Last Payment
N	NEW ACCOUNT
NA	No Activity
NC	Not Current
NP	Not Paying
NPA	Not Paying Agreement
PP	Payment Plan
TRNSFR	Prior Bill Transferred
UO	Utilities OFF
UR	Under Review
W	Water Issue
CA	COMMUNITY ACTION
OF	Our Florida

Prepared by: LaTrenda Gainous

**PURCHASE POWER (FUEL) ADJUSTMENT &
NET METER RATE REPORT
AS OF FEBRUARY 28, 2023**

CITY OF PURCHASE POWER ADJUSTMENT REPORT

FUEL ADJ. UPDATED	JANUARY SERVICES	FEBRUARY SERVICES	VARIANCE
Duke - transmission cost	\$ 43,929.75	\$ 25,748.48	\$ (18,181.27)
FPL - transmission cost	\$ 40,076.12	\$ 39,762.72	\$ (313.40)
FPL Firm Capacity	\$ 394,515.53	\$ 292,917.45	\$ (101,598.08)
SEPA	\$ 150,000.36	\$ 145,180.10	\$ (4,820.26)
Total Cost	\$ 628,521.76	\$ 503,608.75	\$ (124,913.01)
FP&L	8,417,000	7,015,000	(1,402,000)
SEPA	3,666,492	3,538,549	(127,943)
Total KWH	12,083,492	10,553,549	(1,529,943)
Cost per KWH	0.05201	0.04772	(0.0043)
Base .038	0.0380	0.0380	-
Delta Cost - Base	0.0140	0.0097	(0.0043)
Adjust 6 %	1.060	1.060	-
Calculated fuel Adjustment	0.0149	0.0103	(0.00455)

CITY OF QUINCY NET METER RATE

Wholesale Purchase Energy Cost	JANUARY SERVICES	FEBRUARY SERVICES	VARIANCE
FPL Firm Energy	\$ 262,015.53	\$ 167,667.45	\$ (94,348.08)
SEPA Energy	\$ 81,836.10	\$ 78,980.41	\$ (2,855.69)
SEPA TOTAL BEFORE CREDIT	\$ 152,900.10	\$ 1,500,441.41	\$ 1,347,541.31
SEPA CREDIT	\$ (2,899.74)	\$ (4,864.31)	\$ (1,964.57)
calculate % of credit SEPA	-1.9%	-0.3%	1.6%
net purchase power credit	\$ (1,552.02)	\$ (256.05)	\$ 1,295.97
amount changed to Quincy	\$ 80,284.08	\$ 78,724.36	\$ (1,559.72)
Total Cost	\$ 342,299.61	\$ 246,391.81	\$ (95,907.80)
FP&L	8,417,000	7,015,000	(1,402,000)
SEPA	3,666,492	3,538,549	(127,943)
Total KWH	12,083,492	10,553,549	(1,529,943)
Wholesale Avoidance Cost	-0.02833	-0.02335	0.00498

Submitted By: Amanda Matthews

Reviewed By: Marcia Carty, Finance Director


DISBURSEMENTS REPORT

AS OF FEBRUARY 28, 2023

City of Quincy Disbursements

Category	No. of Payments	Value	%
Payroll Related	322	\$ 727,285.52	25%
Accounts Payable	231	\$ 2,198,677.01	75%
Checks/ NODs	553	\$ 2,925,962.53	100%

CITY OF QUINCY DISBURSEMENTS



BUDGET TRANSFER REPORT

AS OF FEBRUARY 28, 2023

City of Quincy, Florida
Budget Transfers
Month of February 2023

Account Number	Description	Approved Budget	AMOUNT OVERDRAWN	Budget Funds Transferred To	Budget Funds Transferred From	Comment
001-284-515-30403	GAS & DIESEL	\$400	-\$24	\$50		D Operating expenses exceed budget
001-284-515-30405	TIRES	\$500			-\$50	D 10% ordinance complied with
508-539-539-30403	GAS & DIESEL	\$500	-\$120	\$150		D Operating expenses exceed budget
508-539-539-30490	BANK CHARGES	\$1,000			-\$100	D 10% ordinance complied with
508-539-539-30491	OTHR OPERATING EXPENSES	\$6,500			-\$50	D 10% ordinance complied with
001-001-519-30341	CONTRACTUAL SERVICES	\$30,000			-\$4,000	D 10% ordinance complied with
001-001-519-30462	REPAIR & MAINT	\$0	-\$668	\$4,000		D Operating expenses exceed budget
001-431-542-10140	OVERTIME	\$936	-\$137	\$140		D Operating expenses exceed budget
001-431-542-10230	LIFE & HEALTH INSURANCE	\$17,810			-\$140	D 10% ordinance complied with
001-440-572-30463	REPAIR & MAINTENANCE	\$7,985	-\$322	\$325		D Operating expenses exceed budget
001-440-572-60644	EQUIPMENT	\$6,500			-\$325	D 10% ordinance complied with
404-530-533-30466	REPAIR & MAINTENANCE	\$2,000			-\$1,000	D Operating expenses exceed budget
404-539-533-30403	GAS & DIESEL	\$2,000	-\$842	\$1,000		D Operating expenses exceed budget
405-561-532-30491	OTHER OPERATING EXPENSES	\$1,400	\$459	\$1,000		D Operating expenses exceed budget
405-561-532-30406	VEHICLE PARTS	\$2,400			-\$1,000	D Director determined the need

Total Budget Transfers Completed **\$79,931**

\$6,665 **-\$6,665**

D means Director Requested

Overall, the amount of the budget transfers are less than 10% per the ordinance guidance.

FIXED ASSET PURCHASES REPORT
FOR THE FIVE MONTHS ENDED FEBRUARY 28, 2023

Category	Approved Budget YTD	Actual YTD	% Budget YTD
BUILDING AND BUILDING IMPROVEMENTS	\$ 5,000.00	\$ -	0%
EQUIPMENT	\$ 300,276.51	\$ 64,939.21	22%
OFFICE FURNITURE EQUIPMENT	\$ 19,108.00	\$ 5,000.00	26%
SIGNALIZATION AND STREET LIGHTS	\$ 75,000.00	\$ 1,652.50	2%
VEHICLES	\$ 35,000.00	\$ -	0%
BEAUTIFICATION PROJECTS, CRA CATALYST PROJECTS, SENIOR ENERGY EFF PROGRAM	\$ 668,255.00	\$ 128,261.00	19%
INFRASTRUCTURE	\$ 135,000.00	\$ 16,038.67	12%
TOTAL	\$ 1,237,639.51	\$ 215,891.38	17%

Bank Statements

P-CARD REPORT & BANK STATEMENT

AS OF FEBRUARY 28, 2023



Purchasing Card

FL CITY OF QUINCY
XXXX-XXXX-XXXX-5777
February 05, 2023 - March 04, 2023

Company Statement

Account Information	Payment Information	Account Summary
Mail Billing Inquiries to: BANKCARD CENTER PO Box 660441 Dallas, TX 75268-0441 TTY Hearing Impaired: Dial "711" Outside the U.S.: 1.509.353.6656 24 Hours For Lost or Stolen Card: 1.888.449.2273 24 Hours	Statement Date 03/04/23 Payment Due Date 03/17/23 Days in Billing Cycle 28 Credit Limit \$250,000 Cash Limit \$50,000 Total Payment Due \$5,550.08	Previous Balance \$9,328.94 Payments -\$9,328.94 Credits -\$35.00 Cash \$0.00 Purchases \$5,585.08 Other Debits \$0.00 Overlimit Fee \$0.00 Late Payment Fee \$0.00 Cash Fees \$0.00 Other Fees \$0.00 Finance Charge \$0.00 Current Balance \$5,550.08

Important Messages

Please do not send payment. Your automatic payment is scheduled to be credited to this account on 03/17/23.

Global Card Access - your card information whenever, wherever and however you need it. From the dashboard, you can quickly check your credit limit, balance, available credit and recent card activity. Other features like View PIN, Change PIN, Lock Card and Alerts help you keep your card secure. For added convenience, you can easily view or download your current statement up to 12 months of past statements. Visit www.bofa.com/globalcardaccess to register your card and start using Global Card Access today.

Cardholder Activity Summary

Account Number Credit Limit	Credits	Cash	Purchases and Other Debits	Total Activity
--------------------------------	---------	------	-------------------------------	----------------

0932894 0555008 0555008 4715290003775777

Account Number: XXXX-XXXX-XXXX- 5777
February 05, 2023 - March 04, 2023

Total Payment Due \$5,550.08
Payment Due Date 03/17/23

Enter payment amount

\$

BANK OF AMERICA
PO BOX 15731
WILMINGTON, DE 19886-5731

FL CITY OF QUINCY
404 W JEFFERSON ST
QUINCY, FL 32351-2328

Mail this coupon along with your check payable to:
BANK OF AMERICA

FL CITY OF QUINCY
 XXXX-XXXX-XXXX-5777
 February 05, 2023 - March 04, 2023
 Page 3 of 4

Cardholder Activity Summary

Account Number Credit Limit	Credits	Cash	Purchases and Other Debits	Total Activity
ASHLEY, TIMOTHY XXXX-XXXX-XXXX-6406 5,000	0.00	0.00	1,120.56	1,120.56
BELL, REGINALD XXXX-XXXX-XXXX-5834 5,000	0.00	0.00	1,182.37	1,182.37
CANIDATE, ANESSA XXXX-XXXX-XXXX-0501 5,000	0.00	0.00	69.98	69.98
CARTY, MARCIA XXXX-XXXX-XXXX-2942 11,854	0.00	0.00	54.99	54.99
DEPARTMENT, FIRE XXXX-XXXX-XXXX-5296 5,000	0.00	0.00	1,096.33	1,096.33
FAGG, DECODY XXXX-XXXX-XXXX-7970 5,000	0.00	0.00	1,430.92	1,430.92
NIXON, ROBERT XXXX-XXXX-XXXX-9847 5,000	0.00	0.00	485.64	485.64
RESOURCES, HUMAN XXXX-XXXX-XXXX-3874 2,000	35.00	0.00	35.00	0.00
SHACKELFORD, JANICE XXXX-XXXX-XXXX-1522 2,500	0.00	0.00	98.94	98.94
ZONING, PLANNING AND XXXX-XXXX-XXXX-6723 5,000	0.00	0.00	10.35	10.35

Transactions

Posting Transaction Date Date	Description	Reference Number	MCC	Charge	Credit
FL CITY OF QUINCY					
Account Number: XXXX-XXXX-XXXX-5777					Total Activity
02/17	02/17	AUTO PAYMENT DEDUCTION	0071		9,328.94
ASHLEY, TIMOTHY					Total Activity
Account Number: XXXX-XXXX-XXXX-6406					1,120.56
02/08	02/07	CIRCLE K 07443 TAMPA FL	24692163039107174116720	5542	26.51
02/08	02/07	CIRCLE K 07443 TAMPA FL	24692163039107174116738	5542	45.50
02/09	02/08	GADSDEN TAX QUINCY FL	24137463039300680727653	9311	200.27
02/09	02/08	GADSDEN MINI STORAG 850-875-1077 FL	24492153040831097857496	4225	160.00
02/10	02/09	GADSDEN TAX QUINCY FL	24137463040300704069931	9311	80.56
02/13	02/10	PIZZA HUT 039610 QUINCY FL	24943003042964181010415	5812	41.59
02/14	02/13	NIC*- SPECIAL TAG ISSU TALLAHASSEE FL	24055233044081888000021	9399	82.10
02/27	02/24	WAL-MART #0488 QUINCY FL	24226383055360153948542	5411	100.96
02/27	02/24	THE BLUEPRINT SHOP TALLAHASSEE FL	24210733056091298000062	8999	30.00
02/27	02/24	DOLLARTREE QUINCY FL	24445003056000924834948	5331	16.00
03/03	03/02	POWERDMS 140-79926000 FL	24492163061000059673043	5734	296.32
03/03	03/02	USPS PO 1178450855 QUINCY FL	24137463062001484021422	9402	40.75
BELL, REGINALD					Total Activity
Account Number: XXXX-XXXX-XXXX-5834					1,182.37
02/08	02/07	AMZN Mktp US*RC0MJ5BY3 Amzn.com/billWA	24692163038106783811755	5942	94.08
02/08	02/08	PARTYCITY.COM 800-727-8924 IL	24692163039107223954121	5999	499.89
02/21	02/20	WALGREENS #4091 TALLAHASSEE FL	24445003052000859106027	5912	19.99
02/22	02/21	TCT*ANDERSON'S 800-328-9650 MN	24692163052106831991675	5969	560.91
02/23	02/21	COPYRIGHT COPIES TALLAHASSEE FL	24688073053030021018535	7338	17.50
CANIDATE, ANESSA					Total Activity
Account Number: XXXX-XXXX-XXXX-0501					69.98
03/03	03/02	LANDRYS ORLANDO ORLANDO FL	24943003061796431247256	5812	22.36
03/03	03/01	RACETRAC2305 00023051 ORLANDO FL	24164073061974912720613	5542	47.62
CARTY, MARCIA					Total Activity
Account Number: XXXX-XXXX-XXXX-2942					54.99
02/23	02/22	ZOOM.US 888-799-9666 WWW.ZOOM.US CA	24011343053000041729937	4814	54.99

BANK OF AMERICA				Vendor		2/4/2023-03/4/2023		COVID	Justification
Department	Date	Amount	Vendor Name	GL Number					
TIMOTHY ASHLEY	2/7/2023	\$ 26.51	CIRCLE K 07443 TAMPA	001-220-521-30403			NO	FUEL	
TIMOTHY ASHLEY	2/7/2023	\$ 45.50	CIRCLE K 07443 TAMPA	001-220-521-30403			NO	FUEL	
TIMOTHY ASHLEY	2/8/2023	\$ 200.27	GADSDEN TAX	001-220-521-30491			NO	VEHICLE TAGS	
TIMOTHY ASHLEY	2/8/2023	\$ 160.00	GADSDEN MINI STORAGE	001-220-521-30521			NO	RECORD STORAGE	
TIMOTHY ASHLEY	2/9/2023	\$ 80.56	GADSDEN TAX	001-220-521-30521			NO	VEHICLE TAGS	
TIMOTHY ASHLEY	2/10/2023	\$ 41.59	PIZZA HUT QUINCY	001-220-521-30521			NO	DJ MEETING LUNCH	
TIMOTHY ASHLEY	2/13/2023	\$ 82.10	NIC* SPECIAL TAG ISSU	001-220-521-30491			NO	VEHICLE TAGS	
TIMOTHY ASHLEY	2/24/2023	\$ 100.96	WALMART #0488	001-220-521-30491			NO	BLACK HISTORY PARADE CANDY	
TIMOTHY ASHLEY	2/24/2023	\$ 30.00	THE BLUE PRINT SHOP	001-220-521-30521			NO	BLACK HISTORY PARADE PICTURE	
TIMOTHY ASHLEY	2/24/2023	\$ 16.00	DOLLAR TREE	001-220-521-30491			NO	ATV PARADE DECORATIONS	
TIMOTHY ASHLEY	3/2/2023	\$ 296.32	POWERDMS	001-220-521-30491			NO	POLICY & PROCEDURE SOFTWARE	
TIMOTHY ASHLEY	3/2/2023	\$ 40.75	USPS PO	001-220-521-30491			NO	PRIORITY MAIL	
REGINALD BELL	2/7/2023	\$ 94.08	AMZN MKTP	001-440-519-30463			NO	GARLAND FOR FLOAT	
REGINALD BELL	2/8/2023	\$ 499.89	PARTYCITY.COM	001-440-519-30463			NO	FLORAL SHEET FOR FLOAT	
REGINALD BELL	2/20/2023	\$ 19.99	WALGREENS #4091	001-440-519-30463			NO	ENLARGE PIC FOR FLOAT	
REGINALD BELL	2/21/2023	\$ 550.91	TCT* ANDERSON'S	001-440-519-30463			NO	BLACK HISTORY FLOAT	
REGINALD BELL	2/21/2023	\$ 17.50	COPYRIGHT COPIES	001-440-519-30463			NO	LAMINATE PIC FOR FLOAT	
ANESSA CANIDATE	3/2/2023	\$ 22.36	LANDRYS ORLANDO	001-110-511-30491			NO	DINNER FLORIDA BLACK CAUCUS	
ANESSA CANIDATE	3/2/2023	\$ 47.62	RACETRAC2305	001-110-511-30491			NO	FUEL FLORIDA BLACK CAUCUS	
MARCIA CARTY	2/22/2023	\$ 54.99	WWWW_ZOOM.US	001-110-511-30491			NO	ZOOM SERVICE FOR COMMISSION USE	
FIRE DEPARTMENT	2/9/2023	\$ 200.28	WM SUPERCENTER #488	001-230-522-30521			NO	CLEANING SUPPLIES	
FIRE DEPARTMENT	2/18/2023	\$ 440.44	GH* GLOBAL INDUSTRIALEQ	001-210-522-60641			NO	LEATHER EXECUTIVE CHAIR	
FIRE DEPARTMENT	2/20/2023	\$ 190.61	MED-TECH RESOURCES	001-230-522-30522			NO	FIREFIGHTER GEAR BAG	
FIRE DEPARTMENT	3/1/2023	\$ 265.00	OVERHEAD DOOR OF CAPITAL	001-210-522-30463			NO	STATION 1 DOOR REPAIR	
DECODY FAGG	2/3/2023	\$ 518.89	SAMS CLUB #8120	001-310-572-30528			NO	BASKETBALL CONCESSION	
DECODY FAGG	2/17/2023	\$ 527.93	SAMS CLUB #8120	001-310-572-30528			NO	BASKETBALL CONCESSION	
DECODY FAGG	2/20/2023	\$ 214.00	WM SUPERCENTER #488	001-310-572-30511			NO	2 TV MONITORS FOR COMPUTER	
DECODY FAGG	2/27/2023	\$ 10.14	WM SUPERCENTER #488	001-310-572-30528			NO	CHIPS FOR BASKETBALL CONCESSION	
DECODY FAGG	3/1/2023	\$ 159.96	LOWES #00716	001-310-572-30491			NO	WINDOW BLINDS FOR SUPERVISOR OFFICE	
ROBERT NIXON	2/14/2023	\$ 42.15	PUBLIX #782	001-160-512-30491			NO	VALENTINES LUNCH FOR STAFF	
ROBERT NIXON	2/15/2023	\$ 443.49	OLIVE GARDEN	001-160-512-30491			NO	VALENTINES LUNCH FOR STAFF	
HUMAN RESOURCES	2/23/2023	\$ 35.00	FLORIDAETHICS.ORG	001-260-513-30493			NO	GOVERNMENT SEMINAR	
HUMAN RESOURCES	2/24/2023	\$ (35.00)	FLORIDAETHICS.ORG	001-260-513-30493			NO	CANCELLED	
JAMICE SHACKELFORD	2/11/2023	\$ 19.99	ADOBE	001-110-511-30491			NO	ADOBE MONTHLY SUBSCRIPTION	
JAMICE SHACKELFORD	2/27/2023	\$ 78.95	WM SUPERCENTER #1408	001-110-511-30491			NO	FRAMES FOR BLACK HISTORY PRESENTATION	
PLANNING AND ZONING	2/17/2023	\$ 10.35	GADSDEN COUNTY	001-284-515-30491			NO	GADSDEN COUNTY RECORDING	
		\$ 5,550.08							

CITY OF QUINCY, FL
Bank Statement Listing
Variance FY 2022 vs FY 2023
February 28, 2023

Last 4 digits of acct number	Description	February 2022 Reconciled Balance	February 2023 Reconciled Balance	Variance
6401	CASH CCB CENTRAL CASH 6401	\$ 1,878,488.57	\$ 1,957,513.93	\$79,025.36
0002	CASH-CP IM REV BND DBT SVC BANK1	\$ 299,233.58	\$ 200,616.27	(\$98,617.31)
0096	CASH-UTIL SYS IMPR REFD REV BD 03	\$ 77,522.73	\$ 78,343.29	\$820.56
0901	CASH - CRA SEPARATE BANK CCB	\$ 284,640.88	\$ 515,209.94	\$230,569.06
1001	CASH - GRANT FUNDS	\$ 1,492,497.04	\$ 2,087,195.43	\$594,698.39
2829	CASH - CONFISCATED PROPERTY	\$ 25,840.84	\$ 54,367.50	\$28,526.66
3401	LANDFILL LT CARE ESCROW	\$ 48,486.74	\$ 50,474.70	\$1,987.96
3611	SRL Loan Reserve Grant	\$ 156.05	\$ 120.05	(\$36.00)
3920	RATE STABILIZATION/SAVINGS	\$ 2,000,950.33	\$ 2,001,951.06	\$1,000.73
4801	CASH - CCB QUINCY BEND ACCOUNT	\$ 7,194.58	\$ 7,103.64	(\$90.94)
6051	HURRICANE MICHAEL RECOVERY FEE	\$ 237,086.13	\$ 16,726.55	(\$220,359.58)
6701	CASH-SRF SEWER	\$ 220,834.14	\$ 200,016.94	(\$20,817.20)
6702	CASH - DRINKING WATER LOAN	\$ 421,464.43	\$ 167,002.66	(\$254,461.77)
6711	CASH - SEWER SMTGRD CONSTRUCTIO	\$ 1,551,644.61	\$ 1,555,939.01	\$4,294.40
8679	CENTENNIAL INVESMENT	\$ 510,012.76	\$ 517,044.57	\$7,031.81
GRAND TOTAL \$		9,056,053.41	\$ 9,409,625.54	\$ 353,572.13

CITY OF QUINCY, FL
Bank Statement Listing
Prior Month Variance January 2023 vs February 2023
February 28, 2023

Last 4 digits of acct number	Description	January 2023 Reconciled Balance	February 2023 Reconciled Balance	Variance
6401	CASH CCB CENTRAL CASH 6401	\$ 1,779,438.36	\$ 1,957,513.93	\$178,075.57
0002	CASH-CP IM REV BND DBT SVC BANK1	\$ 170,600.88	\$ 200,616.27	\$30,015.39
0096	CASH-UTIL SYS IMPR REFD REV BD 03	\$ 78,163.41	\$ 78,343.29	\$179.88
0901	CASH - CRA SEPARATE BANK CCB	\$ 536,122.89	\$ 515,209.94	(\$20,912.95)
1001	CASH-ARPA GRANT FUNDS	\$ 2,087,195.43	\$ 2,087,195.43	\$0.00
2829	CASH - CONFISCATED PROPERTY	\$ 54,340.40	\$ 54,367.50	\$27.10
3401	LANDFILL LT CARE ESCROW	\$ 49,877.97	\$ 50,474.70	\$596.73
3611	SRL Loan Reserve Grant	\$ 120.05	\$ 120.05	\$0.00
3920	RATE STABILIZATION/SAVINGS	\$ 2,001,951.06	\$ 2,001,951.06	\$0.00
4801	CASH - CCB QUINCY BEND ACCOUNT	\$ 6,964.97	\$ 7,103.64	\$138.67
6051	HURRICANE MICHAEL RECOVERY FEE	\$ 16,726.55	\$ 16,726.55	\$0.00
6701	CASH-SRF SEWER	\$ 262,518.27	\$ 200,016.94	(\$62,501.33)
6702	CASH - DRINKING WATER LOAN	\$ 145,570.08	\$ 167,002.66	\$21,432.58
6711	CASH - SEWER SMTGRD CONSTRUCTIO	\$ 1,555,401.98	\$ 1,555,939.01	\$537.03
8679	CENTENNIAL INVESMENT	\$ 515,857.39	\$ 517,044.57	\$1,187.18
GRAND TOTAL \$		9,260,849.69	\$ 9,409,625.54	\$ 148,775.85

Prepared by: Amanda Matthews

CHECKING ACCOUNT

ANALYZED BUS CHECKING		Images	198
Account Number	XXXXXXXX6401	Statement Dates	2/01/23 thru 2/28/23
Previous Balance	1,869,792.95	Days in this Statement Period	28
97 Deposits/Credits	2,983,042.59	Avg Ledger Balance	2,007,936.87
217 Checks/Debits	2,238,368.91	Avg Collected Balance	1,925,368.06
Service Charges	.00		
Interest Paid	.00		
Ending Balance	2,614,466.63		

Bank Statement Balance, 2/28/2023	\$ 2,614,466.63
In general ledger - o/s - not in the bank	
Feb CRPT deposit in transit- G497	\$ 58,389.19
Pending Chargeback	\$ (1,294.43)
Feb Point and Pay Deposits in Transit	\$127,884.21
Feb Outstanding AP Transactions	\$ (641,331.75)
Feb Outstanding Checks	\$ (200,599.92)
	<hr/>
Bank Statement Reconciled Balance, 2/28/2023	\$ 1,957,513.93
	<hr/>
General Ledger Balance, 2/28/2023	1,958,939.16
Pending Transaction	\$ (1,425.23)
Adjusted General Ledger Balance, 2/28/2023	\$ 1,957,513.93
	<hr/>
Difference	\$ -
	<hr/>



e | statement

Capital City Bank OnLine

Say hello to a better way to fund your education expenses, home improvements, dream vacations and more with a Home Equity Line of Credit from Capital City Bank. Apply today or learn more at ccbq.com/equity. *Equal Housing Lender

CITY OF QUINCY
OPERATING ACCOUNT
404 W JEFFERSON ST
QUINCY FL 32351-2328

Date 2/28/23
Primary Account

Page 1
XXXXXXXX6401

CHECKING ACCOUNT

ANALYZED BUS CHECKING		Images	198
Account Number	XXXXXXXX6401	Statement Dates	2/01/23 thru 2/28/23
Previous Balance	1,869,792.95	Days in this Statement Period	28
97 Deposits/Credits	2,983,042.59	Avg Ledger Balance	2,007,936.87
217 Checks/Debits	2,238,368.91	Avg Collected Balance	1,925,368.06
Service Charges	.00		
Interest Paid	.00		
Ending Balance	2,614,466.63		

DEPOSITS AND OTHER CREDITS

Date	Description	Amount
2/01	PNP BILLPAYMENT 012723SETTCCD 6058	18,986.87
2/01	PNP BILLPAYMENT 012923SETTCCD 6058	6,596.62
2/01	PNP BILLPAYMENT 012823SETTCCD 6058	3,774.74
2/01	TRSF TO CHECKING XX6401 TRANSF COQ OPERATING FOR ADMIN SUPPO	1,666.67
2/01	ENGIE INSIGHT 820EFT0001CCD EF3013111311601	152.34



e | statement

Capital City Bank OnLine

CITY OF QUINCY
 OPERATING ACCOUNT
 404 W JEFFERSON ST
 QUINCY FL 32351-2328

Date 2/28/23
 Primary Account

Page 2
 XXXXXX6401

ANALYZED BUS CHECKING

XXXXXXXX6401 (Continued)

DEPOSITS AND OTHER CREDITS

Date	Description	Amount
	RMR*IV*56670436 **152.34**\	
	DTM*003*20230201**\	
2/01	DEPOSIT	41,643.81
2/01	DEPOSIT	26,193.64
2/02	PNP BILLPAYMENT 013023SETTCCD 6058	21,389.94
2/02	ENGIE INSIGHT 820EFT0001CCD EF3020111441701 RMR*IV*8538001 **35.09**\	99.93
	DTM*003*20230202**\	
2/03	STATE OF FLORIDAPAYMENTS CTX ISA*00*NV *00*NV *ZZ*9001395052 *ZZ*NV *230202*1133*U*00200*	64,994.66
2/03	PNP BILLPAYMENT 013123SETTCCD 6058	21,918.09
2/03	AP CHECK PAYABLES CCD 71323	17,706.42
2/03	ENGIE INSIGHT 820EFT0001CCD EF3020212171597 RMR*IV*6419001 **852.23**\	4,096.13
	DTM*003*20230203**\	
2/03	DEPOSIT	20,752.34
2/03	DEPOSIT	45.45
2/06	PNP BILLPAYMENT 020123SETTCCD 6058	28,852.78
2/06	STATE OF FLORIDAPAYMENTS CTX ISA*00*NV *00*NV *ZZ*9001395052 *ZZ*NV *230203*1134*U*00200*	82.75
2/06	STATE OF FLORIDAPAYMENTS CTX	25.00



e | statement

Capital City Bank OnLine

CITY OF QUINCY
 OPERATING ACCOUNT
 404 W JEFFERSON ST
 QUINCY FL 32351-2328

Date 2/28/23
 Primary Account

Page 3
 XXXXXX6401

ANALYZED BUS CHECKING

XXXXXX6401 (Continued)

DEPOSITS AND OTHER CREDITS

Date	Description	Amount
	ISA*00*NV *00*NV *ZZ*9001395052 *ZZ*NV *230203*1134*U*00200*	
2/06	DEPOSIT	30,297.72
2/06	DEPOSIT	28,303.29
2/07	PNP BILLPAYMENT 020223SETTCCD 6058	26,892.75
2/07	CASS INFO. CARR.CONC ACCTSCCD CITY032351A	2,427.14
2/07	STATE OF FLORIDAPAYMENTS CTX ISA*00*NV *00*NV *ZZ*9001395052 *ZZ*NV *230206*1132*U*00200*	2,035.50
2/07	ENGIE INSIGHT 820EFT0001CCD EF3020612351559 RMR*IV*7123001 **75.77**\	316.50
2/07	DTM*003*20230207**\ STATE OF FLORIDAPAYMENTS CTX ISA*00*NV *00*NV *ZZ*9001395052 *ZZ*NV *230206*1132*U*00200*	234.74
2/07	DEPOSIT	165,349.44
2/08	TRSF TO CHECKING XX6401 TRANSF ER FOR DEBT SERVICING	83,331.90
2/08	CITY OF QUINCY UTILITY PDPPD	59,220.80
2/08	PNP BILLPAYMENT 020323SETTCCD 6058	49,658.20
2/08	PNP BILLPAYMENT 020523SETTCCD 6058	11,343.87
2/08	PNP BILLPAYMENT 020423SETTCCD 6058	10,326.03
2/08	STATE OF FLORIDAPAYMENTS CTX	18.48



e | statement

Capital City Bank OnLine

CITY OF QUINCY
OPERATING ACCOUNT
404 W JEFFERSON ST
QUINCY FL 32351-2328

Date 2/28/23
Primary Account

Page 4
XXXXXXXX6401

ANALYZED BUS CHECKING

XXXXXXXX6401 (Continued)

DEPOSITS AND OTHER CREDITS

Date	Description	Amount
	ISA*00*NV *00*NV *ZZ*9001395052 *ZZ*NV *230207*1133*U*00200*	
2/08	STATE OF FLORIDAPAYMENTS CTX ISA*00*NV *00*NV *ZZ*9001395052 *ZZ*NV *230207*1133*U*00200*	10.00
2/08	DEPOSIT	84,450.71
2/09	PNP BILLPAYMENT 020623SETTCCD 6058	53,948.06
2/09	DEPOSIT	64,663.90
2/09	DEPOSIT	9,290.93
2/10	PNP BILLPAYMENT 020723SETTCCD 6058	50,814.39
2/10	CITY OF QUINCY A/P PAYMTCTX ISA*00*0000000000*00*0000000000 0*ZZ*CITY OF QUINCY*ZZ*VENDOR PAYMENTS*230210*0841*U*00200*0	44,529.65
2/10	ACTIVE MINERALS ALLOCATED CCD VE0090	25,477.70
2/13	PNP BILLPAYMENT 020823SETTCCD 6058	21,003.66
2/13	CASS INFO. CARR.CONC ACCTSCCD CITYO32351A	380.55
2/13	DEPOSIT	13,825.09
2/14	PNP BILLPAYMENT 020923SETTCCD 6058	26,710.82
2/14	DEPOSIT	23,656.08
2/15	PNP BILLPAYMENT 021023SETTCCD 6058	41,666.24
2/15	PNP BILLPAYMENT 021223SETTCCD 6058	12,440.00
2/15	PNP BILLPAYMENT 021123SETTCCD 6058	8,537.31



e | statement

Capital City Bank OnLine

CITY OF QUINCY
 OPERATING ACCOUNT
 404 W JEFFERSON ST
 QUINCY FL 32351-2328

Date 2/28/23
 Primary Account

Page 5
 XXXXXX6401

ANALYZED BUS CHECKING

XXXXXXXX6401 (Continued)

DEPOSITS AND OTHER CREDITS

Date	Description	Amount
2/15	STATE OF FLORIDAPAYMENTS CTX ISA*00*NV *00*NV *ZZ*9001395052 *ZZ*NV *230214*1134*U*00200*	2,471.36
2/15	TALLAHASSEE COMMPAYMENT CCD SU-001067	760.39
2/15	ENGIE INSIGHT 820EFT0001CCD EF3021412081574 RMR*IV*795011 **66.76**\	66.76
2/15	DTM*003*20230215**\ STATE OF FLORIDAPAYMENTS CTX ISA*00*NV *00*NV *ZZ*9001395052 *ZZ*NV *230214*1135*U*00200*	65.25
2/16	PNP BILLPAYMENT 021323SETTCCD 6058	42,917.81
2/16	STATE OF FLORIDAPAYMENTS CTX ISA*00*NV *00*NV *ZZ*9001395052 *ZZ*NV *230215*1134*U*00200*	31,030.99
2/16	STATE OF FLORIDAPAYMENTS CTX ISA*00*NV *00*NV *ZZ*9001395052 *ZZ*NV *230215*1134*U*00200*	5.00
2/16	DEPOSIT	75,424.48
2/16	DEPOSIT	38,406.98
2/17	PNP BILLPAYMENT 021423SETTCCD 6058	29,410.84
2/17	ENGIE INSIGHT 820EFT0001CCD EF3021611341652 RMR*IV*1983011 **106.49**\	3,331.19



e | statement

Capital City Bank Online

CITY OF QUINCY
 OPERATING ACCOUNT
 404 W JEFFERSON ST
 QUINCY FL 32351-2328

Date 2/28/23
 Primary Account

Page 6
 XXXXXXX6401

ANALYZED BUS CHECKING

XXXXXXX6401 (Continued)

DEPOSITS AND OTHER CREDITS		
Date	Description	Amount
2/17	DTM*003*20230217**\ STATE OF FLORIDAPAYMENTS CTX ISA*00*NV *00*NV *ZZ*9001395052 *ZZ*NV *230216*1134*U*00200*	394.54
2/17	DEPOSIT	391,189.87
2/17	DEPOSIT	44,034.60
2/21	STATE OF FLORIDAPAYMENTS CTX ISA*00*NV *00*NV *ZZ*9001395052 *ZZ*NV *230217*1233*U*00200*	21,620.02
2/21	PNP BILLPAYMENT 021523SETTCCD 6058	18,176.71
2/21	SBA COMMUNICATIOPAYABLES CTX ISA*00* *00* *ZZ*SBAC *ZZ*WELLS FARGO *230217*1356*U*00401*	2,543.31
2/21	ENGIE INSIGHT 820EFT0001CCD EF3021711481669 RMR*IV*5794001 **915.71**\ DTM*003*20230221**\ STATE OF FLORIDAPAYMENTS CTX ISA*00*NV *00*NV *ZZ*9001395052 *ZZ*NV *230217*1233*U*00200*	915.71
2/21	STATE OF FLORIDAPAYMENTS CTX ISA*00*NV *00*NV *ZZ*9001395052 *ZZ*NV *230217*1233*U*00200*	5.00
2/21	DEPOSIT	143,383.66
2/21	DEPOSIT	112,891.24
2/21	DEPOSIT	45,374.15



e | statement

Capital City Bank OnLine

CITY OF QUINCY
 OPERATING ACCOUNT
 404 W JEFFERSON ST
 QUINCY FL 32351-2328

Date 2/28/23
 Primary Account

Page 7
 XXXXXX6401

ANALYZED BUS CHECKING

XXXXXXXX6401 (Continued)

DEPOSITS AND OTHER CREDITS

Date	Description	Amount
2/22	ENGIE INSIGHT 820EFT0001CCD EF3022112081619 RMR*IV*5779002 **860.78**\ DTM*003*20230222**\ PNP BILLPAYMENT 021723SETTCCD 6058	59,126.42 22,396.74
2/22	STATE OF FLORIDAPAYMENTS CTX ISA*00*NV *00*NV *ZZ*9001395052 *ZZ*NV *230221*1135*U*00200*	18,356.01
2/22	PNP BILLPAYMENT 021623SETTCCD 6058	16,627.86
2/22	CASS INFO. CARR.CONC ACCTSCCD CITY032351A	6,239.72
2/22	PNP BILLPAYMENT 021823SETTCCD 6058	6,179.59
2/22	PNP BILLPAYMENT 021923SETTCCD 6058	5,882.21
2/22	STATE OF FLORIDAPAYMENTS CTX ISA*00*NV *00*NV *ZZ*9001395052 *ZZ*NV *230221*1135*U*00200*	43.50
2/23	CITY OF QUINCY UTILITY PDPPD	167,538.33
2/23	PNP BILLPAYMENT 022023SETTCCD 6058	27,914.43
2/23	ENGIE INSIGHT 820EFT0001CCD EF3022212351781 RMR*IV*6042004 **5022.05**\ DTM*003*20230223**\ CITY OF QUINCY UTILITY PDCCD 15-96000416	15,285.28 132.70
2/23	DEPOSIT	146,162.67



e | statement

Capital City Bank OnLine

CITY OF QUINCY
 OPERATING ACCOUNT
 404 W JEFFERSON ST
 QUINCY FL 32351-2328

Date 2/28/23
 Primary Account

Page 8
 XXXXXX6401

ANALYZED BUS CHECKING

XXXXXXXX6401 (Continued)

DEPOSITS AND OTHER CREDITS		
Date	Description	Amount
2/24	PNP BILLPAYMENT 022123SETTCCD 6058	31,151.85
2/24	ENGIE INSIGHT 820EFT0001CCD EF3022312311762 RMR*IV*8570001 **69.30**\ DTM*003*20230224**\ DEPOSIT	1,610.47
2/24	STATE OF FLORIDAPAYMENTS CTX ISA*00*NV *00*NV *ZZ*9001395052 *ZZ*NV *230224*1135*U*00200*	12,644.39
2/27	PNP BILLPAYMENT 022223SETTCCD 6058	47,675.67
2/27	STATE OF FLORIDAPAYMENTS CTX ISA*00*NV *00*NV *ZZ*9001395052 *ZZ*NV *230224*1135*U*00200*	42,009.61
2/27	STATE OF FLORIDAPAYMENTS CTX ISA*00*NV *00*NV *ZZ*9001395052 *ZZ*NV *230224*1135*U*00200*	35,832.12
2/27	STATE OF FLORIDAPAYMENTS CTX ISA*00*NV *00*NV *ZZ*9001395052 *ZZ*NV *230224*1135*U*00200*	13,889.02
2/27	CASS INFO. CARR.CONC ACCTSCCD CITY032351A	4,240.93
2/27	DEPOSIT	21,789.52
2/28	PNP BILLPAYMENT 022323SETTCCD 6058	23,273.41
2/28	ENGIE INSIGHT 820EFT0001CCD EF3022712151623 RMR*IV*8537001 **87.80**\ DTM*003*20230228**\ STATE OF FLORIDAPAYMENTS CTX	321.14
2/28	STATE OF FLORIDAPAYMENTS CTX	18.48



e | statement

Capital City Bank OnLine

CITY OF QUINCY
 OPERATING ACCOUNT
 404 W JEFFERSON ST
 QUINCY FL 32351-2328

Date 2/28/23
 Primary Account

Page 9
 XXXXXX6401

ANALYZED BUS CHECKING

XXXXXXXX6401 (Continued)

DEPOSITS AND OTHER CREDITS

Date	Description	Amount
	ISA*00*NV *00*NV *ZZ*9001395052 *ZZ*NV *230227*1133*U*00200*	
2/28	DEPOSIT	22,052.79

OTHER DEBITS

Date	Description	Amount
2/01	TRSF TO CHECKING XX0002 TRSF T O CHECKING XX0002 DEBT SERVIC	30,000.00-
2/01	TRSF TO CHECKING XX6702 FUNDS TRANSFER VIA ONLINE	21,419.77-
2/01	TRSF TO CHECKING XX6701 FUNDS TRANSFER VIA ONLINE	20,813.63-
2/02	CHARGEBACK	340.98-
2/02	2516466 IEC 020123	230.00-
	ADDITION ERROR IN DEPOSIT	
2/03	CITY OF QUINCY PAYROLL PPD	177,113.85-
2/03	CITY OF QUINCY A/P PAYMTCTX	4,206.20-
2/03	CITY OF QUINCY PAYROLL PPD	58.04-
2/06	CITY OF QUINCY A/P PAYMTCTX	460,597.33-
2/06	IRS USATAXPYMTCCD 270343773644375	53,417.37-
2/06	CITY OF QUINCY PAYROLL PPD	283.08-
2/07	2988261 IEC 020623	25.83-
	ADDITION ERROR IN DEPOSIT	
2/07	AMER FUNDS INST PAYMENTS CTX ISA*00* *00*	24,618.91-
	*ZZ*AMER FUNDS INST*ZZ*THE CI TY OF QUI*230206*1554*U*00400*	
2/07	FL DEPT OF REVENCHILDSUPP CCD 202302070000219	4,633.66-



e | statement

Capital City Bank Online

CITY OF QUINCY
OPERATING ACCOUNT
404 W JEFFERSON ST
QUINCY FL 32351-2328

Date 2/28/23
Primary Account

Page 10
XXXXXXXX6401

ANALYZED BUS CHECKING

XXXXXXXX6401 (Continued)

		OTHER DEBITS
Date	Description	Amount
2/08	TRSF TO CHECKING XX3401 DEP AMOUNT DUE AMOUNT DUE WITH INFLA	596.73-
2/09	CHARGEBACK	305.28-
2/09	PNP BILLPAYMENT 020623SD CCD 6058	880.01-
2/10	CHARGEBACK	1,428.24-
2/10	CITY OF QUINCY A/P PAYMTCTX	44,529.65-
2/10	PNP BILLPAYMENT 020723SD CCD 6058	177.05-
2/13	CHARGEBACK	2,140.33-
2/13	PNP BILLPAYMENT PNP FEES CCD 6058	17,683.15-
2/13	FLA DEPT REVENUEC22 CCD 33961644	57.00-
2/13	FLA DEPT REVENUEC22 CCD 33961648	29.51-
2/13	FLA DEPT REVENUEC01 CCD 33958498	11.86-
2/14	CITY OF QUINCY A/P PAYMTCTX	435,834.25-
2/15	PNP BILLPAYMENT 021023SD CCD 6058	314.09-
2/17	2989656 IEC	595.94-
2/17	CITY OF QUINCY PAYROLL PPD	171,782.21-
2/17	CITY OF QUINCY A/P PAYMTCTX	5,114.08-
2/21	CHARGEBACK	346.06-
2/21	CHARGEBACK	129.00-
2/21	CITY OF QUINCY A/P PAYMTCTX	115,346.89-
2/21	IRS 270345295610677 USATAXPYMTCCD	51,505.97-
2/21	BANK CARD PAYMENT CCD 471529000377577	9,328.94-
2/22	FLA DEPT REVENUEC01 CCD 35335332	39,173.45-



e | statement

Capital City Bank OnLine

CITY OF QUINCY
 OPERATING ACCOUNT
 404 W JEFFERSON ST
 QUINCY FL 32351-2328

Date 2/28/23
 Primary Account

Page 11
 XXXXXX6401

ANALYZED BUS CHECKING

XXXXXXXX6401 (Continued)

OTHER DEBITS

Date	Description	Amount
2/22	FLA DEPT REVENUEC22 CCD 35290234	38,630.01-
2/22	AMER FUNDS INST PAYMENTS CTX ISA*00* *00*	24,757.66-
2/22	*ZZ*AMER FUNDS INST*ZZ*THE CI TY OF QUI*230221*1040*U*00400* FL DEPT OF REVENCHILDSUPP CCD 202302220000517	4,633.66-
2/23	PNP BILLPAYMENT 022023SD CCD 6058	712.06-
2/24	CITY OF QUINCY A/P PAYMTCTX	31,511.25-
2/27	CHARGEBACK	269.61-

CHECKS IN NUMBER ORDER

Date	Check No	Amount	Date	Check No	Amount
2/14	9950833	36.40	2/22	9951656	80.91
2/14	9951059*	86.70	2/08	9951658*	54.03
2/10	9951084*	231.90	2/21	9951662*	177.16
2/14	9951567*	126.84	2/13	9951663	80.00
2/17	9951603*	1,800.00	2/13	9951664	75.00
2/02	9951605*	50.00	2/02	9951669*	1,411.54
2/21	9951611*	1,769.70	2/07	9951671*	796.34
2/03	9951646*	20.01	2/06	9951672	536.71
2/03	9951647	119.14	2/06	9951675*	3,075.75
2/01	9951649*	35.00	2/02	9951678*	25.99
2/09	9951650	58.03	2/06	9951684*	2,300.00
2/15	9951651	100.00	2/01	9951686*	2,111.93
2/06	9951652	150.00	2/01	9951689*	494.01
2/14	9951653	109.84	2/02	9951695*	383.67
2/03	9951654	105.67	2/06	9951696	68.00
2/10	9951655	131.13	2/13	9951698*	218.75

* Denotes missing check numbers



e | statement

Capital City Bank OnLine

CITY OF QUINCY
 OPERATING ACCOUNT
 404 W JEFFERSON ST
 QUINCY FL 32351-2328

Date 2/28/23
 Primary Account

Page 12
 XXXXXX6401

ANALYZED BUS CHECKING

XXXXXX6401 (Continued)

CHECKS IN NUMBER ORDER

Date	Check No	Amount	Date	Check No	Amount
2/02	9951699	359.71	2/09	9951756	261.25
2/02	9951700	21.72	2/09	9951757	1,401.25
2/06	9951704*	3,178.32	2/07	9951758	11,880.00
2/13	9951706*	168.72	2/06	9951759	27,000.00
2/07	9951708*	347.97	2/14	9951760	98,001.17
2/15	9951714*	11.54	2/07	9951761	275.74
2/07	9951727*	78.74	2/06	9951762	1,519.78
2/01	9951728	334.62	2/07	9951763	272.43
2/17	9951729	189.38	2/06	9951764	790.03
2/24	9951730	261.12	2/07	9951765	876.84
2/08	9951731	266.70	2/07	9951766	562.57
2/06	9951732	279.08	2/07	9951767	406.70
2/06	9951733	221.87	2/06	9951768	200.00
2/08	9951735*	181.41	2/07	9951769	816.00
2/09	9951736	80.00	2/13	9951770	80.00
2/10	9951737	249.95	2/17	9951771	41.86
2/09	9951738	142.19	2/13	9951772	75.00
2/07	9951739	2,471.50	2/13	9951773	7,394.80
2/07	9951740	303.25	2/15	9951774	311.88
2/02	9951741	116.00	2/13	9951775	13.48
2/08	9951742	1,545.77	2/15	9951776	241.08
2/08	9951743	1,208.67	2/22	9951777	763.76
2/07	9951744	1,944.26	2/14	9951778	6,172.13
2/10	9951745	42.33	2/22	9951779	502.27
2/07	9951746	40.64	2/21	9951780	1,038.56
2/03	9951748*	2,950.00	2/09	9951781	750.00
2/06	9951749	3,281.57	2/17	9951782	1,000.00
2/06	9951750	160.00	2/10	9951783	3,000.00
2/06	9951751	1,881.00	2/27	9951784	100.00
2/06	9951752	1,244.48	2/17	9951785	150.00
2/08	9951753	168.72	2/21	9951786	295.10
2/09	9951754	10,168.75	2/23	9951788*	150.00
2/09	9951755	6,353.75	2/17	9951789	40.79

* Denotes missing check numbers



e | statement

Capital City Bank OnLine

CITY OF QUINCY
 OPERATING ACCOUNT
 404 W JEFFERSON ST
 QUINCY FL 32351-2328

Date 2/28/23
 Primary Account

Page 13
 XXXXXX6401

ANALYZED BUS CHECKING

XXXXXX6401 (Continued)

CHECKS IN NUMBER ORDER

Date	Check No	Amount	Date	Check No	Amount
2/21	9951790	50.00	2/22	9951837	585.10
2/22	9951791	51.80	2/23	9951838	160.05
2/17	9951792	471.36	2/28	9951839	195.21
2/27	9951795*	100.42	2/23	9951840	1,806.00
2/28	9951796	98.78	2/21	9951841	9,197.56
2/27	9951799*	33.92	2/22	9951842	946.10
2/21	9951802*	174.40	2/23	9951843	400.00
2/22	9951808*	730.27	2/21	9951844	201.75
2/24	9951809	330.87	2/27	9951845	476.75
2/23	9951810	471.25	2/22	9951846	1,967.00
2/22	9951811	38,039.35	2/23	9951847	694.18
2/22	9951812	4,883.00	2/22	9951848	510.96
2/28	9951813	450.21	2/22	9951850*	3,360.00
2/22	9951814	301.60	2/23	9951851	1,417.00
2/22	9951815	196.61	2/24	9951852	368.70
2/23	9951816	79.90	2/22	9951855*	2,160.00
2/21	9951817	3,333.00	2/22	9951857*	1,351.86
2/23	9951818	419.28	2/27	9951859*	3,178.32
2/17	9951819	67.50	2/22	9951860	3,510.27
2/22	9951820	1,221.84	2/22	9951861	866.78
2/17	9951822*	22,076.73	2/23	9951862	1,343.28
2/17	9951823	29,888.67	2/22	9951863	11,438.00
2/22	9951825*	140.00	2/22	9951864	461.43
2/23	9951827*	99.29	2/24	9951867*	40.64
2/23	9951828	1,583.04	2/23	9951868	14,265.36
2/21	9951829	1,200.00	2/21	9951869	585.68
2/27	9951830	108.05	2/17	9951870	1,149.67
2/28	9951831	1,164.51	2/21	9951871	290.91
2/28	9951832	22,158.51	2/21	9951872	787.41
2/21	9951833	253.48	2/22	9951873	880.34
2/22	9951834	1,287.50	2/22	9951874	814.56
2/21	9951835	1,599.61	2/22	9951875	406.68
2/24	9951836	230.90	2/21	9951876	200.00

* Denotes missing check numbers



e | statement

Capital City Bank OnLine

CITY OF QUINCY
 OPERATING ACCOUNT
 404 W JEFFERSON ST
 QUINCY FL 32351-2328

Date 2/28/23
 Primary Account

Page 14
 XXXXXX6401

ANALYZED BUS CHECKING

XXXXXX6401 (Continued)

CHECKS IN NUMBER ORDER

Date	Check No	Amount	Date	Check No	Amount
2/22	9951877	306.00	2/27	9951884	1,500.00
2/22	9951878	452.81	2/27	9951885	800.00
2/22	9951879	491.96	2/28	9951886	2,500.00
2/23	9951880	7,500.00	2/28	9951888*	2,000.00
2/28	9951882*	464.00	2/27	9951889	3,000.00
2/27	9951883	1,000.00			

* Denotes missing check numbers

DAILY BALANCE INFORMATION

Date	Balance	Date	Balance	Date	Balance
2/01	1,893,598.68	2/10	2,004,242.81	2/22	2,104,366.28
2/02	1,912,148.94	2/13	2,011,424.51	2/23	2,430,299.00
2/03	1,857,089.12	2/14	1,521,424.08	2/24	2,442,962.23
2/06	1,384,466.29	2/15	1,586,452.80	2/27	2,597,832.03
2/07	1,531,370.98	2/16	1,774,238.06	2/28	2,614,466.63
2/08	1,825,708.94	2/17	2,008,230.91		
2/09	1,933,211.32	2/21	2,155,417.77		

-----END OF STATEMENT-----

CHECKING ACCOUNT

SUPERNOW		Images	0
Account Number	XXXXXXXX002	Statement Dates	2/01/23 thru 2/28/23
Previous Balance	170,600.88	Days in this Statement Period	28
1 Deposits/Credits	30,000.00	Avg Ledger Balance	200,600.88
Checks/Debits	.00	Avg Collected Balance	200,600.88
Service Charges	.00	Interest Earned	15.39
Interest Paid	15.39	Annual Percentage Yield Earned	0.10%
Ending Balance	200,616.27	2023 Interest Paid	29.71

Bank Statement Balance, 2/28/2023	\$ 200,616.27
Deposit in Transit	
Outstanding AP Transactions	
Outstanding checks	

Reconciled Balance, 2/28/2023	\$ 200,616.27
--------------------------------------	----------------------

General Ledger Balance, 2/28/2023	\$ 200,616.27
Interest income	
Account analysis charge	

General Ledger Balance 2/28/2023	\$ 200,616.27
---	----------------------

Difference	\$ -
-------------------	-------------



e | statement

Capital City Bank OnLine

Say hello to a better way to fund your education expenses, home improvements, dream vacations and more with a Home Equity Line of Credit from Capital City Bank. Apply today or learn more at ccbq.com/equity. *Equal Housing Lender

CITY OF QUINCY
CAPITAL IMPROVEMENT
REVENUE BONDS SERIES 2002
404 W JEFFERSON ST
QUINCY FL 32351-2328

Date 2/28/23
Primary Account

Page 1
XXXXXXXX0002

CHECKING ACCOUNT

SUPERNOW		Images	0
Account Number	XXXXXXXX0002	Statement Dates	2/01/23 thru 2/28/23
Previous Balance	170,600.88	Days in this Statement Period	28
1 Deposits/Credits	30,000.00	Avg Ledger Balance	200,600.88
Checks/Debits	.00	Avg Collected Balance	200,600.88
Service Charges	.00	Interest Earned	15.39
Interest Paid	15.39	Annual Percentage Yield Earned	0.10%
Ending Balance	200,616.27	2023 Interest Paid	29.71

DEPOSITS AND OTHER CREDITS

Date	Description	Amount
2/01	TRSF TO CHECKING XX0002 TRSF T O CHECKING XX0002 DEBT SERVIC	30,000.00
2/28	INTEREST DEPOSIT	15.39

DAILY BALANCE INFORMATION

Date	Balance	Date	Balance
2/01	200,600.88	2/28	200,616.27



e | statement

Capital City Bank OnLine

CITY OF QUINCY
CAPITAL IMPROVEMENT
REVENUE BONDS SERIES 2002
404 W JEFFERSON ST
QUINCY FL 32351-2328

Date 2/28/23
Primary Account

Page 2
XXXXXXXX0002

SUPERNOW

XXXXXXXX0002 (Continued)

INTEREST RATE SUMMARY

Date	Rate
1/31	0.100000%

-----END OF STATEMENT-----

*** CHECKING *** 1406 PAK BUS MMA NI
 ACCOUNT NUMBER 0111010096
 PREVIOUS STATEMENT BALANCE AS OF 01/31/23 78,163.41
 PLUS 1 DEPOSITS AND OTHER CREDITS 179.88
 LESS 0 CHECKS AND OTHER DEBITS00
 CURRENT STATEMENT BALANCE AS OF 02/28/23 78,343.29
 NUMBER OF DAYS IN THIS STATEMENT PERIOD 28

Bank Statement Balance, 2/28/2023	\$ 78,343.29
Deposit in Transit - CRCPT	
Point and pay in Transit Deposits in Transit	
O/S AP Transactions	
Outstanding Checks	
Reconciled Balance, 2/28/2023	\$ 78,343.29
General Ledger Balance, 2/28/2023	\$ 78,343.29
Interest income	
Dormant account charge	
General Ledger Balance 2/28/2023	\$ 78,343.29
Difference	\$ -



P.O. BOX 966
 CONWAY, AR 72033
 888-372-9788
 www.my100bank.com



RETURN SERVICE REQUESTED

115943-01A**000693



CITY OF QUINCY
 UTILITY BOND FUNDS
 404 W JEFFERSON ST
 QUINCY FL 32351-2328

02/28/23
 *****0096

CYCLE-031

*** CHECKING *** 1406 PAN BUS MMA NI
 ACCOUNT NUMBER 0111010096
 PREVIOUS STATEMENT BALANCE AS OF 01/31/23 78,163.41
 PLUS 1 DEPOSITS AND OTHER CREDITS 179.88
 LESS 0 CHECKS AND OTHER DEBITS00
 CURRENT STATEMENT BALANCE AS OF 02/28/23 78,343.29
 NUMBER OF DAYS IN THIS STATEMENT PERIOD 28

CHECKING ACCOUNT TRANSACTIONS

DATE	DESCRIPTION	DEBITS	CREDITS
02/28	INTEREST PAYMENT		179.88

BALANCE BY DATE

DATE	BALANCE	DATE	BALANCE
01/31	78,163.41	02/28	78,343.29

PAYER FEDERAL ID NUMBER..... 71-0009885
 INTEREST PAID YEAR TO DATE..... 378.53

CHECKING ACCOUNT

SUPERNOW		Images	4
Account Number	XXXXXX0901	Statement Dates	2/01/23 thru 2/28/23
Previous Balance	537,125.53	Days in this Statement Period	28
Deposits/Credits	.00	Avg Ledger Balance	530,312.08
8 Checks/Debits	12,400.96	Avg Collected Balance	530,312.08
Service Charges	.00	Interest Earned	81.37
Interest Paid	81.37	Annual Percentage Yield Earned	0.20%
Ending Balance	524,805.94	2023 Interest Paid	173.74

Bank Statement Balance, 2/28/2023 **524,805.94**
 Deposit in Transit - CRCPT

O/S AP Transactions \$ -
 Outstanding checks \$ (9,596.00)

Reconciled Balance, 2/28/2023 **515,209.94**

General Ledger Balance, 2/28/2023 **515,209.94**
 pending journal entry
 Interest income

General Ledger Balance 2/28/2023 **515,209.94**

Difference **0.00**



e | statement

Capital City Bank OnLine

Say hello to a better way to fund your education expenses, home improvements, dream vacations and more with a Home Equity Line of Credit from Capital City Bank. Apply today or learn more at ccbg.com/equity. *Equal Housing Lender

CITY OF QUINCY
COMMUNITY REDEVELOPMENT AREA
TRUST FUND
404 W JEFFERSON ST
QUINCY FL 32351-2328

Date 2/28/23
Primary Account

Page 1
XXXXXXXX0901

CHECKING ACCOUNT

SUPERNOW		Images	4
Account Number	XXXXXXXX0901	Statement Dates	2/01/23 thru 2/28/23
Previous Balance	537,125.53	Days in this Statement Period	28
Deposits/Credits	.00	Avg Ledger Balance	530,312.08
8 Checks/Debits	12,400.96	Avg Collected Balance	530,312.08
Service Charges	.00	Interest Earned	81.37
Interest Paid	81.37	Annual Percentage Yield Earned	0.20%
Ending Balance	524,805.94	2023 Interest Paid	173.74

DEPOSITS AND OTHER CREDITS

Date	Description	Amount
2/28	INTEREST DEPOSIT	81.37

OTHER DEBITS

Date	Description	Amount
2/01	TRSF TO CHECKING XX6401 TRANSF COQ OPERATING FOR ADMIN SUPPO	1,666.67-
2/02	CITY OF QUINCY A/P PAYMTCTX	500.00-
2/14	CITY OF QUINCY A/P PAYMTCTX	500.00-
2/24	ACCOUNT ANALYSIS CHARGE	34.65-



e | statement

Capital City Bank OnLine

CITY OF QUINCY
COMMUNITY REDEVELOPMENT AREA
TRUST FUND
404 W JEFFERSON ST
QUINCY FL 32351-2328

Date 2/28/23
Primary Account

Page 2
XXXXXXXX0901

SUPERNOW

XXXXXXXX0901 (Continued)

CHECKS IN NUMBER ORDER

Date	Check No	Amount	Date	Check No	Amount
2/08	12128	502.64	2/21	12130	175.00
2/06	12129	247.00	2/17	12131	8,775.00

* Denotes missing check numbers

DAILY BALANCE INFORMATION

Date	Balance	Date	Balance	Date	Balance
2/01	535,458.86	2/08	534,209.22	2/21	524,759.22
2/02	534,958.86	2/14	533,709.22	2/24	524,724.57
2/06	534,711.86	2/17	524,934.22	2/28	524,805.94

INTEREST RATE SUMMARY

Date	Rate
1/31	0.200000%

-----END OF STATEMENT-----

CHECKING ACCOUNT

ANALYZED BUS CHECKING		Images	0
Account Number	XXXXXX1001	Statement Dates	2/01/23 thru 2/28/23
Previous Balance	2,087,195.43	Days in this Statement Period	28
Deposits/Credits	.00	Avg Ledger Balance	2,087,195.43
Checks/Debits	.00	Avg Collected Balance	2,087,195.43
Service Charges	.00		
Interest Paid	.00		
Ending Balance	2,087,195.43		

Bank Statement Balance, 2/28/2023 \$ **2,087,195.43**

TRANSFER IN TRANSIT

Reconciled Balance, 2/28/2023 \$ **2,087,195.43**

General Ledger Balance, 2/28/2023 \$ **2,087,195.43**

General Ledger Balance 2/28/2023 \$ **2,087,195.43**

Difference \$ **-**



e | statement

Capital City Bank OnLine

Say hello to a better way to fund your education expenses, home improvements, dream vacations and more with a Home Equity Line of Credit from Capital City Bank. Apply today or learn more at ccbg.com/equity. *Equal Housing Lender

CITY OF QUINCY
IMPROVEMENT & REFUNDING
REVENUE BONDS, SERIES 2003
404 W JEFFERSON ST
QUINCY FL 32351-2328

Date 2/28/23
Primary Account

Page 1
XXXXXXXX1001

CHECKING ACCOUNT

ANALYZED BUS CHECKING		Images	0
Account Number	XXXXXXXX1001	Statement Dates	2/01/23 thru 2/28/23
Previous Balance	2,087,195.43	Days in this Statement Period	28
Deposits/Credits	.00	Avg Ledger Balance	2,087,195.43
Checks/Debits	.00	Avg Collected Balance	2,087,195.43
Service Charges	.00		
Interest Paid	.00		
Ending Balance	2,087,195.43		

DAILY BALANCE INFORMATION

Date	Balance
2/01	2,087,195.43

-----END OF STATEMENT-----

*** CHECKING *** 1506 PAN BUSINESS MM

ACCOUNT NUMBER 0111012829

PREVIOUS STATEMENT BALANCE AS OF 01/31/23 54,340.40

PLUS 1 DEPOSITS AND OTHER CREDITS 27.10

LESS 0 CHECKS AND OTHER DEBITS00

CURRENT STATEMENT BALANCE AS OF 02/28/23 54,367.50

NUMBER OF DAYS IN THIS STATEMENT PERIOD 28

Bank Statement Balance, 2/28/2023 \$ **54,367.50**

Reconciled Balance, 2/28/2023 \$ **54,367.50**

General Ledger Balance, 2/28/2023 \$ **54,367.50**

Interest Income

Dormant Account Charge

General Ledger Balance 2/28/2023 \$ **54,367.50**

Difference \$ **-**



P.O. BOX 966
 CONWAY, AR 72033
 888-372-9788
 www.my100bank.com



RETURN SERVICE REQUESTED

115943-01A**000694



CITY OF QUINCY
 LAW ENFORCEMENT TRUST FUND ACCOUNT
 404 W JEFFERSON ST
 QUINCY FL 32351-2328

02/28/23
 *****2829

CYCLE-031

*** CHECKING *** 1506 PAN BUSINESS MM
 ACCOUNT NUMBER 0111012829
 PREVIOUS STATEMENT BALANCE AS OF 01/31/23 54,340.40
 PLUS 1 DEPOSITS AND OTHER CREDITS 27.10
 LESS 0 CHECKS AND OTHER DEBITS00
 CURRENT STATEMENT BALANCE AS OF 02/28/23 54,367.50
 NUMBER OF DAYS IN THIS STATEMENT PERIOD 28

CHECKING ACCOUNT TRANSACTIONS

DATE	DESCRIPTION	DEBITS	CREDITS
02/28	INTEREST PAYMENT		27.10

BALANCE BY DATE

DATE	BALANCE	DATE	BALANCE	DATE	BALANCE	DATE	BALANCE
01/31	54,340.40	02/28	54,367.50				

PAYER FEDERAL ID NUMBER..... 71-0009885
 INTEREST PAID YEAR TO DATE..... 53.36

CHECKING ACCOUNT

ANALYZED BUS CHECKING		Images	0
Account Number	XXXXXX3401	Statement Dates	2/01/23 thru 2/28/23
Previous Balance	49,877.97	Days in this Statement Period	28
1 Deposits/Credits	596.73	Avg Ledger Balance	50,325.51
Checks/Debits	.00	Avg Collected Balance	50,325.51
Service Charges	.00		
Interest Paid	.00		
Ending Balance	50,474.70		

Bank Statement Balance, 2/28/2023	\$	50,474.70
Deposit in Transit		
Outstanding AP Transaction		
Outstanding Checks		

Reconciled Balance, 2/28/2023	\$	50,474.70
--------------------------------------	-----------	------------------

General Ledger Balance, 2/28/2023	\$	50,474.70
Interest income		
Account analysis charge		

General Ledger Balance 2/28/2023	\$	50,474.70
---	-----------	------------------

Difference	\$	-
-------------------	-----------	----------



e | statement

Capital City Bank OnLine

Say hello to a better way to fund your education expenses, home improvements, dream vacations and more with a Home Equity Line of Credit from Capital City Bank. Apply today or learn more at ccbq.com/equity. *Equal Housing Lender

CITY OF QUINCY
LANDFILL LONG-TERM CARE ESCROW
404 W JEFFERSON ST
QUINCY FL 32351-2328

Date 2/28/23
Primary Account

Page 1
XXXXXXXX3401

CHECKING ACCOUNT

ANALYZED BUS CHECKING		Images	0
Account Number	XXXXXXXX3401	Statement Dates	2/01/23 thru 2/28/23
Previous Balance	49,877.97	Days in this Statement Period	28
1 Deposits/Credits	596.73	Avg Ledger Balance	50,325.51
Checks/Debits	.00	Avg Collected Balance	50,325.51
Service Charges	.00		
Interest Paid	.00		
Ending Balance	50,474.70		

DEPOSITS AND OTHER CREDITS

Date	Description	Amount
2/08	TRSF TO CHECKING XX3401 DEP AMOUNT DUE AMOUNT DUE WITH INFLA	596.73

DAILY BALANCE INFORMATION

Date	Balance	Date	Balance
2/01	49,877.97	2/08	50,474.70

-----END OF STATEMENT-----

SAVINGS ACCOUNT

Everyday Savings for Business			
Account Number	XXXXXX3611	Statement Dates	10/03/22 thru 12/31/22
Previous Balance	129.05	Days in this Statement Period	90
Deposits/Credits	.00	Avg Ledger Balance	123.05
Checks/Debits	.00	Avg Collected Balance	123.05
Service Charge	9.00		
Interest Paid	.00		
Ending Balance	120.05		

Bank Statement Balance, 2/28/2023 \$ 120.05

Reconciled Balance, 2/28/2023 \$ 120.05

General Ledger Balance, 2/28/2023 \$ 120.05

Interest income

March 2022 Account analysis charge

Dec 2021 Account analysis charge

General Ledger Balance 2/28/2023 \$ 120.05

Difference \$ -



e | statement

Capital City Bank OnLine

Say hello to a better way to fund your education expenses, home improvements, dream vacations and more with a Home Equity Line of Credit from Capital City Bank. Apply today or learn more at ccbq.com/equity. *Equal Housing Lender

CITY OF QUINCY
WW 200110 LOAN RESERVE
404 W JEFFERSON ST
QUINCY FL 32351-2328

Date 12/30/22
Primary Account

Page 1
XXXXXXXX3611

SAVINGS ACCOUNT

Everyday Savings for Business

Account Number	XXXXXXXX3611	Statement Dates	10/03/22 thru 12/31/22
Previous Balance	129.05	Days in this Statement Period	90
Deposits/Credits	.00	Avg Ledger Balance	123.05
Checks/Debits	.00	Avg Collected Balance	123.05
Service charge	9.00		
Interest Paid	.00		
Ending Balance	120.05		

CREDITS AND DEBITS

Date	Description	Amount
10/31	SERVICE CHARGE	3.00-
11/30	SERVICE CHARGE	3.00-
12/30	SERVICE CHARGE	3.00-

DAILY BALANCE INFORMATION

Date	Balance	Date	Balance
10/03	129.05	11/30	123.05
10/31	126.05	12/30	120.05

SAVINGS ACCOUNT

REGULAR SAVINGS BUSINESS

Account Number	XXXXXX3920	Statement Dates	10/03/22 thru 12/31/22
Previous Balance	2,001,704.26	Days in this Statement Period	90
Deposits/Credits	.00	Avg Ledger Balance	2,001,704.26
Checks/Debits	.00	Avg Collected Balance	2,001,704.26
Service Charge	.00	Interest Earned	246.80
Interest Paid	246.80	Annual Percentage Yield Earned	0.05%
Ending Balance	2,001,951.06	2022 Interest Paid	1,000.73

Bank Statement Balance, 2/28/2023 **\$ 2,001,951.06**

Deposit in Transit - CRCPT
 Point and pay in Transit Deposits in Transit
 O/S AP Transactions
 outstanding checks

Reconciled Balance, 2/28/2023 **\$ 2,001,951.06**

General Ledger Balance, 2/28/2023 **\$ 2,001,951.06**

Interest income
 Interest income
 Account analysis charge

General Ledger Balance 2/28/2023 **\$ 2,001,951.06**

Difference **\$ -**



e | statement

Capital City Bank OnLine

Say hello to a better way to fund your education expenses, home improvements, dream vacations and more with a Home Equity Line of Credit from Capital City Bank. Apply today or learn more at ccbq.com/equity. *Equal Housing Lender

CITY OF QUINCY
UTILITY DEPOSIT ACCOUNT
404 W JEFFERSON ST
QUINCY FL 32351-2328

Date 12/30/22
Primary Account

Page 1
XXXXXXXX3920

SAVINGS ACCOUNT

REGULAR SAVINGS BUSINESS

Account Number	XXXXXXXX3920	Statement Dates	10/03/22 thru 12/31/22
Previous Balance	2,001,704.26	Days in this Statement Period	90
Deposits/Credits	.00	Avg Ledger Balance	2,001,704.26
Checks/Debits	.00	Avg Collected Balance	2,001,704.26
Service Charge	.00	Interest Earned	246.80
Interest Paid	246.80	Annual Percentage Yield Earned	0.05%
Ending Balance	2,001,951.06	2022 Interest Paid	1,000.73

CREDITS AND DEBITS

Date	Description	Amount
12/31	INTEREST DEPOSIT	246.80

DAILY BALANCE INFORMATION

Date	Balance	Date	Balance
10/03	2,001,704.26	12/31	2,001,951.06



e | statement

Capital City Bank OnLine

CITY OF QUINCY
UTILITY DEPOSIT ACCOUNT
404 W JEFFERSON ST
QUINCY FL 32351-2328

Date 12/30/22
Primary Account

Page 2
XXXXXXXX3920

REGULAR SAVINGS BUSINESS

XXXXXXXX3920 (Continued)

INTEREST RATE SUMMARY

Date	Interest Rate
10/02	0.050000%

-----END OF STATEMENT-----

CHECKING ACCOUNT

PREMIUM BUSINESS CHECKING		Images	0
Account Number	XXXXXX4801	Statement Dates	2/01/23 thru 2/28/23
Previous Balance	6,964.97	Days in this Statement Period	28
2 Deposits/Credits	244.50	Avg Ledger Balance	7,063.94
2 Checks/Debits	105.83	Avg Collected Balance	7,063.94
Service Charges	.00		
Interest Paid	.00		
Ending Balance	7,103.64		

Bank Statement Balance, 2/28/2023 \$ 7,103.64

Reconciled Balance, 2/28/2023 \$ 7,103.64

General Ledger Balance, 2/28/2023 \$ 7,103.64

Interest income

Account analysis charge

General Ledger Balance 2/28/2023 \$ 7,103.64

Difference \$ -



**Capital City
Bank**

e | statement

Capital City Bank OnLine

Say hello to a better way to fund your education expenses, home improvements, dream vacations and more with a Home Equity Line of Credit from Capital City Bank. Apply today or learn more at ccbq.com/equity. *Equal Housing Lender

CITY OF QUINCY
QUINCY BEND ACCOUNT
404 W JEFFERSON ST
QUINCY FL 32351-2328

Date 2/28/23
Primary Account

Page 1
XXXXXXXX4801

CHECKING ACCOUNT

PREMIUM BUSINESS CHECKING		Images	0
Account Number	XXXXXXXX4801	Statement Dates	2/01/23 thru 2/28/23
Previous Balance	6,964.97	Days in this Statement Period	28
2 Deposits/Credits	244.50	Avg Ledger Balance	7,063.94
2 Checks/Debits	105.83	Avg Collected Balance	7,063.94
Service Charges	.00		
Interest Paid	.00		
Ending Balance	7,103.64		

DEPOSITS AND OTHER CREDITS

Date	Description	Amount
2/06	CITY OF QUINCY A/P PAYMTCTX ISA*00*0000000000*00*00000000 0*ZZ*CITY OF QUINCY*ZZ*VENDOR PAYMENTS*230206*1339*U*00200*0	122.25
2/24	CITY OF QUINCY A/P PAYMTCTX ISA*00*0000000000*00*00000000 0*ZZ*CITY OF QUINCY*ZZ*VENDOR PAYMENTS*230223*1023*U*00200*0	122.25



e | statement

Capital City Bank OnLine

CITY OF QUINCY
QUINCY BEND ACCOUNT
404 W JEFFERSON ST
QUINCY FL 32351-2328

Date 2/28/23
Primary Account

Page 2
XXXXXXXX4801

PREMIUM BUSINESS CHECKING

XXXXXXXX4801 (Continued)

OTHER DEBITS

Date	Description		Amount
2/03	WAGWORKS FSA INV4711469	RECEIVABLECCD	5.83-
2/24	WAGWORKS INV4681400	RECEIVABLECCD	100.00-

DAILY BALANCE INFORMATION

Date	Balance	Date	Balance
2/01	6,964.97	2/06	7,081.39
2/03	6,959.14	2/24	7,103.64

-----END OF STATEMENT-----

CHECKING ACCOUNT

EVERYDAY CHECKING FOR BUSINESS		Images	0
Account Number	XXXXXX6051	Statement Dates	2/01/23 thru 2/28/23
Previous Balance	16,726.55	Days in this Statement Period	28
Deposits/Credits	.00	Avg Ledger Balance	16,726.55
Checks/Debits	.00	Avg Collected Balance	16,726.55
Service Charges	.00		
Interest Paid	.00		
Ending Balance	16,726.55		

Bank Statement Balance, 2/28/2023 **\$ 16,726.55**
outstanding checks

Reconciled Balance, 2/28/2023 **\$ 16,726.55**

General Ledger Balance, 2/28/2023 **\$ 16,726.55**
Interest income
Account analysis charge

General Ledger Balance 2/28/2023 **\$ 16,726.55**

Difference **\$ -**



**Capital City
Bank**

e | statement

Capital City Bank OnLine

Say hello to a better way to fund your education expenses, home improvements, dream vacations and more with a Home Equity Line of Credit from Capital City Bank. Apply today or learn more at ccbq.com/equity. *Equal Housing Lender

CITY OF QUINCY
HURRICANE MICHAEL FEE ACCOUNT
404 W JEFFERSON ST
QUINCY FL 32351-2328

Date 2/28/23
Primary Account

Page 1
XXXXXXXX6051

CHECKING ACCOUNT

EVERYDAY CHECKING FOR BUSINESS		Images	0
Account Number	XXXXXXXX6051	Statement Dates	2/01/23 thru 2/28/23
Previous Balance	16,726.55	Days in this Statement Period	28
Deposits/Credits	.00	Avg Ledger Balance	16,726.55
Checks/Debits	.00	Avg Collected Balance	16,726.55
Service Charges	.00		
Interest Paid	.00		
Ending Balance	16,726.55		

DAILY BALANCE INFORMATION

Date	Balance
2/01	16,726.55

-----END OF STATEMENT-----

CHECKING ACCOUNT

SUPERNOW		Images	0
Account Number	XXXXXXX6701	Statement Dates	2/01/23 thru 2/28/23
Previous Balance	262,518.27	Days in this Statement Period	28
1 Deposits/Credits	20,813.63	Avg Ledger Balance	220,832.97
1 Checks/Debits	83,331.90	Avg Collected Balance	220,832.97
Service Charges	.00	Interest Earned	16.94
Interest Paid	16.94	Annual Percentage Yield Earned	0.10%
Ending Balance	200,016.94	2023 Interest Paid	39.12

Bank Statement Balance, 2/28/2023 \$ **200,016.94**

Reconciled Balance, 2/28/2023 \$ **200,016.94**

General Ledger Balance, 2/28/2023 \$ **200,016.94**

Interest income
Account analysis charge
Transfer

General Ledger Balance 2/28/2023 \$ **200,016.94**

Difference \$ **-**



**Capital City
Bank**

e | statement

Capital City Bank OnLine

Say hello to a better way to fund your education expenses, home improvements, dream vacations and more with a Home Equity Line of Credit from Capital City Bank. Apply today or learn more at ccbq.com/equity. *Equal Housing Lender

CITY OF QUINCY
STATE DEP LOAN REPAYMENT RESERVE
404 W JEFFERSON ST
QUINCY FL 32351-2328

Date 2/28/23
Primary Account

Page 1
XXXXXXXX6701

CHECKING ACCOUNT

SUPERNOW		Images	0
Account Number	XXXXXXXX6701	Statement Dates	2/01/23 thru 2/28/23
Previous Balance	262,518.27	Days in this Statement Period	28
1 Deposits/Credits	20,813.63	Avg Ledger Balance	220,832.97
1 Checks/Debits	83,331.90	Avg Collected Balance	220,832.97
Service Charges	.00	Interest Earned	16.94
Interest Paid	16.94	Annual Percentage Yield Earned	0.10%
Ending Balance	200,016.94	2023 Interest Paid	39.12

DEPOSITS AND OTHER CREDITS

Date	Description	Amount
2/01	TRSF TO CHECKING XX6701 FUNDS	20,813.63
2/28	TRANSFER VIA ONLINE INTEREST DEPOSIT	16.94

OTHER DEBITS

Date	Description	Amount
2/08	TRSF TO CHECKING XX6401 TRANSFER FOR DEBT SERVICING	83,331.90-



**Capital City
Bank**

e | statement

Capital City Bank OnLine

CITY OF QUINCY
STATE DEP LOAN REPAYMENT RESERVE
404 W JEFFERSON ST
QUINCY FL 32351-2328

Date 2/28/23
Primary Account

Page 2
xxxxxxx6701

SUPERNOW

xxxxxxx6701 (Continued)

DAILY BALANCE INFORMATION

Date	Balance	Date	Balance	Date	Balance
2/01	283,331.90	2/08	200,000.00	2/28	200,016.94

INTEREST RATE SUMMARY

Date	Rate
1/31	0.100000%

-----END OF STATEMENT-----

CHECKING ACCOUNT

SUPERNOW		Images	0
Account Number	XXXXXX6702	Statement Dates	2/01/23 thru 2/28/23
Previous Balance	145,570.08	Days in this Statement Period	28
1 Deposits/Credits	21,419.77	Avg Ledger Balance	166,989.85
Checks/Debits	.00	Avg Collected Balance	166,989.85
Service Charges	.00	Interest Earned	12.81
Interest Paid	12.81	Annual Percentage Yield Earned	0.10%
Ending Balance	167,002.66	2023 Interest Paid	25.05

Bank Statement Balance, 2/28/2023 \$ **167,002.66**

Reconciled Balance, 2/28/2023 \$ **167,002.66**

General Ledger Balance, 2/28/2023 \$ **167,002.66**
Interest Income \$ -
Account Analysis Charge

General Ledger Balance 2/28/2023 \$ **167,002.66**

Difference \$ **-**



e | statement

Capital City Bank Online

Say hello to a better way to fund your education expenses, home improvements, dream vacations and more with a Home Equity Line of Credit from Capital City Bank. Apply today or learn more at ccbq.com/equity. *Equal Housing Lender

CITY OF QUINCY
DRINKING WATER LOAN REPAYMENT
RESERVE ACCOUNT
404 W JEFFERSON ST
QUINCY FL 32351-2328

Date 2/28/23
Primary Account

Page 1
XXXXXXXX6702

CHECKING ACCOUNT

SUPERNOW		Images	0
Account Number	XXXXXXXX6702	Statement Dates	2/01/23 thru 2/28/23
Previous Balance	145,570.08	Days in this Statement Period	28
1 Deposits/Credits	21,419.77	Avg Ledger Balance	166,989.85
Checks/Debits	.00	Avg Collected Balance	166,989.85
Service Charges	.00	Interest Earned	12.81
Interest Paid	12.81	Annual Percentage Yield Earned	0.10%
Ending Balance	167,002.66	2023 Interest Paid	25.05

DEPOSITS AND OTHER CREDITS

Date	Description	Amount
2/01	TRSF TO CHECKING XX6702 FUNDS	21,419.77
2/28	TRANSFER VIA ONLINE INTEREST DEPOSIT	12.81

DAILY BALANCE INFORMATION

Date	Balance	Date	Balance
2/01	166,989.85	2/28	167,002.66



**Capital City
Bank**

e | statement

Capital City Bank OnLine

CITY OF QUINCY
DRINKING WATER LOAN REPAYMENT
RESERVE ACCOUNT
404 W JEFFERSON ST
QUINCY FL 32351-2328

Date 2/28/23
Primary Account

Page 2
XXXXXXXX6702

SUPERNOW

XXXXXXXX6702 (Continued)

INTEREST RATE SUMMARY

Date	Rate
1/31	0.10000%

-----END OF STATEMENT-----

CHECKING ACCOUNT

SUPERNOW		Images	0
Account Number	XXXXXX6711	Statement Dates	2/01/23 thru 2/28/23
Previous Balance	1,555,401.98	Days in this Statement Period	28
Deposits/Credits	.00	Avg Ledger Balance	1,555,401.98
Checks/Debits	.00	Avg Collected Balance	1,555,401.98
Service Charges	.00	Interest Earned	537.03
Interest Paid	537.03	Annual Percentage Yield Earned	0.45%
Ending Balance	1,555,939.01	2023 Interest Paid	1,131.37

Bank Statement Balance, 2/28/2023 \$ **1,555,939.01**

Reconciled Balance, 2/28/2023 \$ **1,555,939.01**

General Ledger Balance, 2/28/2023 \$ **1,555,939.01**

General Ledger Balance 2/28/2023 \$ **1,555,939.01**

Difference \$ **-**



**Capital City
Bank**

e | statement

Capital City Bank OnLine

Say hello to a better way to fund your education expenses, home improvements, dream vacations and more with a Home Equity Line of Credit from Capital City Bank. Apply today or learn more at ccbq.com/equity. *Equal Housing Lender

CITY OF QUINCY
SMART GRID CONSTRUCTION ACCOUNT
404 W JEFFERSON ST
QUINCY FL 32351-2328

Date 2/28/23
Primary Account

Page 1
XXXXXXXX6711

CHECKING ACCOUNT

SUPERNOW		Images	0
Account Number	XXXXXXXX6711	Statement Dates	2/01/23 thru 2/28/23
Previous Balance	1,555,401.98	Days in this Statement Period	28
Deposits/Credits	.00	Avg Ledger Balance	1,555,401.98
Checks/Debits	.00	Avg Collected Balance	1,555,401.98
Service Charges	.00	Interest Earned	537.03
Interest Paid	537.03	Annual Percentage Yield Earned	0.45%
Ending Balance	1,555,939.01	2023 Interest Paid	1,131.37

DEPOSITS AND OTHER CREDITS

Date	Description	Amount
2/28	INTEREST DEPOSIT	537.03

DAILY BALANCE INFORMATION

Date	Balance	Date	Balance
2/01	1,555,401.98	2/28	1,555,939.01



**Capital City
Bank**

e | statement

Capital City Bank OnLine

CITY OF QUINCY
SMART GRID CONSTRUCTION ACCOUNT
404 W JEFFERSON ST
QUINCY FL 32351-2328

Date 2/28/23
Primary Account

Page 2
XXXXXXXX6711

SUPERNOW

XXXXXXXX6711 (Continued)

INTEREST RATE SUMMARY

Date	Rate
1/31	0.450000%

-----END OF STATEMENT-----

*** CHECKING *** 1406 PAN BUS MA NI
 ACCOUNT NUMBER 0502158679
 PREVIOUS STATEMENT BALANCE AS OF 01/31/23 515,857.39
 PLUS 1 DEPOSITS AND OTHER CREDITS 1,187.18
 LESS 0 CHECKS AND OTHER DEBITS00
 CURRENT STATEMENT BALANCE AS OF 02/28/23 517,044.57
 NUMBER OF DAYS IN THIS STATEMENT PERIOD 28

Bank Statement Balance, 2/28/2023	\$	517,044.57
Reconciled Balance, 2/28/2023	\$	<u>517,044.57</u>
General Ledger Balance, 2/28/2023	\$	517,044.57
Interest Income		
Account analysis charge		
General Ledger Balance 2/28/2023	\$	<u>517,044.57</u>
Difference	\$	<u>-</u>



P.O. BOX 966
 CONWAY, AR 72033
 888-372-9788
 www.my100bank.com



RETURN SERVICE REQUESTED

115943-01A**000695



CITY OF QUINCY
 RENEWAL AND REPLACEMENT
 404 W JEFFERSON ST
 QUINCY FL 32351-2328

02/28/23
 *****8679

CYCLE-031

*** CHECKING *** 1406 PAN BUS MMA NI
 ACCOUNT NUMBER 0502158679
 PREVIOUS STATEMENT BALANCE AS OF 01/31/23 515,857.39
 PLUS 1 DEPOSITS AND OTHER CREDITS 1,187.18
 LESS 0 CHECKS AND OTHER DEBITS00
 CURRENT STATEMENT BALANCE AS OF 02/28/23 517,044.57
 NUMBER OF DAYS IN THIS STATEMENT PERIOD 28

CHECKING ACCOUNT TRANSACTIONS

DATE	DESCRIPTION	DEBITS	CREDITS
02/28	INTEREST PAYMENT		1,187.18

BALANCE BY DATE

DATE	BALANCE	DATE	BALANCE	DATE	BALANCE	DATE	BALANCE
01/31	515,857.39	02/28	517,044.57				

PAYER FEDERAL ID NUMBER..... 71-0009885
 INTEREST PAID YEAR TO DATE..... 2,498.22