



City Hall

404 West Jefferson Street
Quincy, Florida 32351

www.myquincy.net

Regular City Commission Meeting

Tuesday, June 27, 2023
6:00 PM

City Hall Commission Chamber

City Commissioners

Mayor Freida Bass-Prieto – District IV
Mayor Pro-Tem Angela G. Sapp – District II
Commissioner Dr. Robin Wood – District I
Commissioner Ronte R. Harris – District III
Commissioner Dr. Beverly A. Nash – District V

"An All-American City in the Heart of Florida's Future"



City Commission Meeting
Tuesday, June 27, 2023
6: 00 PM
City Hall
Commission Chamber
AGENDA

Call to Order

Invocation

Terrence D. Milton, Sr. Pastor of Bear Creek Bethel MB Church, Quincy, FL

Pledge of Allegiance

Roll Call

Approval of Agenda

Proclamation

Special Presentation

Items for Consent by the Commission

1. Approval of May 11, 2023, Reorganization Commission Meeting Minutes
 - Janice Shackelford Clemons, City Clerk

2. Approval of May 31, 2023, Special Commission Meeting Minutes
 - Janice Shackelford Clemons, City Clerk

3. Approval of Stephen Rogers's Appointment to the Quincy-Gadsden Airport Authority
 - Freida Bass-Prieto, Mayor
 - Robert Nixon, City Manager
4. Approval of April's 2023 Financial Report
 - Robert Nixon, City Manager
 - Marcia Carty, Finance Director
5. Approval of May's 2023 Financial Report
 - Robert Nixon, City Manager
 - Marcia Carty, Finance Director

COMMENTS FROM THE AUDIENCE

Public Hearings and Ordinances as Scheduled or Agendaed

Public Opportunity to Speak on Commission Propositions – (Pursuant to Sec. 286.0114, Florida Statute and subject to the limitations of Sec. 286.0114(3)(a), Florida Statute)

Resolutions

Reports, Requests, and Communications by the City Manager

6. Approval of the Purchase of Check Valve Replacement for High Service Pump #1
 - Robert Nixon, City Manager
 - Richard Ash, Utilities Director
7. Approval to Award the Bid to Installation of an 8" Water Line across Hwy 90
 - Robert Nixon, City Manager
 - Richard Ash, Utilities Director

Reports by Boards and Committees

Other Items Requested to be Agendaed by Commission Member(s), the City Manager and Other City Officials

Comments

- City Manager
- City Clerk
- City Attorney
- Commission Members

Adjournment

Title XIX: PUBLIC BUSINESS - Chapter 286 - PUBLIC BUSINESS: MISCELLANEOUS PROVISIONS -
SECTION 0105 - Notices of meetings and hearings must advise that a record is required to appeal.

286.0105 - Notices of meetings and hearings must advise that a record is required to appeal. Each board, commission, or agency of this state or of any political subdivision thereof shall include in the notice of any meeting or hearing if notice of the meeting or hearing is required, of such board, commission, or agency, conspicuously on such notice, the advice that, if a person decides to appeal any decision made by the board, agency, or commission with respect to any matter considered at such meeting or hearing.

Items for Consent by the Commission

Approval of May 11, 2023,
Reorganization
Commission Meeting
Minutes

CITY COMMISSION
Thursday, May 11, 2023
5:03 P.M. (Eastern)

REORGANIZATION MEETING
QUINCY, FLORIDA 32351

CITY COMMISSION REORGANIZATION MEETING MINUTES

On Friday, May 11, 2023, Senior Commissioner Angela Grant Sapp opened the in-person reorganization meeting. Commissioner Sapp passed the gavel to City Attorney Gary Roberts who preceded with the swearing-in of Commissioner-elect Dr. Robin Wood and Commissioner-elect Dr. Beverly A. Nash, by the city clerk. The Commission took a vote for the mayor. Mayor Freida Bass-Prieto conducted the nomination for mayor pro-tem and presided over the remainder of the reorganization meeting. The Commissioners present:

Mayor Pro-Tem Angela G. Sapp
Commissioner Dr. Robin Wood
Commissioner Ronte Harris
Commissioner Dr. Beverly A. Nash

City Staff and Guests:

Robert Nixon, City Manager
Gary Roberts, City Attorney
Janice Shackelford Clemons, City Clerk
Stacey Hannigon, Director of Human Resources and Risk Management
Anthony Baker, Fire Chief
Richard Ash, Utilities Director
Timothy Ashley, Police Chief
Jim Southerland Sr., WQTN-13 Administrator

The reorganization in-person meeting was recorded and held by Florida Sunshine Law. (Note: Digital formatted documents/media are public records.)

• **Called to Order:**

Commissioner Sapp called the Reorganization Meeting to order and passed the gavel to City Attorney Roberts to proceed accordingly.

Summary of Discussion by Staff and the Commission:

City Attorney Roberts turned over the swearing-in to City Clerk Shackelford Clemons who would administer the oath of office first to Commissioner-elect Dr. Robin Wood and then to Commissioner-elect Dr. Beverly A. Nash.

The oath of office was administered to Commissioner-elect Dr. Robin Wood by City Clerk Shackelford Clemons.

After receiving the oath of office, Commissioner Dr. Wood took her seat on the dais with the other commissioners.

Commissioner-elect Dr. Beverly A. Nash acknowledged that she would receive the oath of office and brought her father's bible which is over 75 years old.

Commissioner-elect Dr. Beverly A. Nash stated that her adopted sisters Rolanda and Cynthia would stand with her while receiving the oath of office.

The oath of office was then administered to Commissioner-elect Dr. Beverly A. Nash by City Clerk Shackelford Clemons.

In celebration, after the oath of office was administered, Commissioner Nash and her adopted sister began repeating "She Can She Will" in celebration.

Commissioner Dr. Nash took her seat on the dais with her fellow commissioners, after ending her chant.

City Attorney Roberts opened the floor for nominations for mayor.

City Attorney Roberts recognized Commissioner Harris.

Commissioner Harris stated that this is the first time in the history of the City of Quincy that four seated women commissioners were on the dais.

Commissioner Harris offered the name of Commissioner Bass-Prieto for mayor.

Commissioner Bass-Prieto seconded the motion.

Commissioner	Vote
Commissioner Wood	Yes
Commissioner Sapp	Yes
Commissioner Harris	Yes
Commissioner Bass-Prieto	Yes
Commissioner Nash	Yes

The motion carried 5 to 0.

Commissioners and the audience applauded the newly elected Mayor Bass-Prieto.

Mayor Bass-Prieto thanked everyone.

It should be noted that Commissioner Nash held a sidebar with City Attorney Roberts for a few minutes.

Commissioner Nash stated that she did not wish to.

City Attorney Roberts stated that nominations for mayor pro-tem were opened.

Mayor Bass-Prieto nominated Commissioner Harris for mayor pro-tem.

Commissioner Harris thanked Mayor Bass-Prieto for the nomination but declined the nomination.

Commissioner Wood offered the name of Commissioner Sapp for mayor pro-tem.

Commissioner Harris seconded the motion.

Commissioner	Vote
Mayor Bass-Prieto	Yes
Commissioner Wood	Yes
Commissioner Sapp	Yes
Commissioner Harris	Yes
Commissioner Nash	Yes

The motion carried 5 to 0.

Commissioners and the audience applauded the newly elected Mayor Pro-Tem Sapp.

City Attorney Roberts passed the gavel back to Mayor Bass-Prieto.

Mayor Bass-Prieto thanked the commission for their support.

Mayor Bass-Prieto stated how much she will also need the support of Mayor Pro-Tem Sapp.

Mayor Bass-Prieto called for a motion to adjourn if there was no other business to discuss.

The adjournment was motioned by Commissioner Harris and seconded by Mayor Pro-Tem Sapp at 5:13 pm.

Please Note: The City Commission places the official copies of Commission Meeting Minutes on file with the City Clerk's Office upon approval.

Submitted by Janice Shackelford Clemons, City Clerk

APPROVED:

Freida Bass-Prieto, Mayor, and
Presiding Officer of the City
Commission and of the City of
Quincy, Florida

ATTEST:

Janice Shackelford Clemons, City Clerk per
Clerk of the of Quincy, Florida
Clerk of the City Commission thereof

Approval of
May 31, 2023,
Special Commission
Meeting Minutes

CITY COMMISSION
Wednesday, May 31, 2023
6:13 P.M. (Eastern)

SPECIAL MEETING
QUINCY, FLORIDA 32351

CITY COMMISSION SPECIAL MEETING MINUTES

The City of Quincy City Commission met in a special in-person meeting on Wednesday, May 31, 2023, with **Mayor Freida Bass-Prieto** opening the meeting up and the following Commissioners present:

Mayor Pro-Tem Angela G. Sapp
Commissioner Dr. Robin Wood
Commissioner Ronte R. Harris
Commissioner Dr. Beverly A. Nash - Absent

City Staff and Guests:

Robert Nixon, City Manager
Gary Roberts, City Attorney
Janice Shackelford Clemons, City Clerk
Stacey Hannigon, Human Resources, and Risk Management Director
Richard Ash, Utilities Director
Timothy Ashley, Police Chief
LT Carlos Hill, City of Quincy Police Department
Jim Southerland Sr., WQTN-13 Administrator

Chris Rietow, Apalachee Regional Planning Council
Ben Chandler, Apalachee Regional Planning Council

The special in-person meeting was recorded and held in accordance with Florida Sunshine Law. (Note: Digital formatted documents/media are public records.)

Called to Order

Mayor Bass-Prieto called the Special Commission meeting to order at 613 pm and requested a roll call.

Mayor Pro-Tem Sapp offered a motion to excuse Commissioner Nash from the meeting or until she could join via Zoom.

Mayor Bass-Prieto seconded the motion.

Commissioner	Vote
Mayor Bass-Prieto	Yes
Mayor Pro-Tem Sapp	Yes
Commissioner Wood	Yes
Commissioner Harris	Yes
Commissioner Nash	Absent

--	--

The Motion Carried 4 to 0.

Special Item of Discussion

1. Resolution 1442-2023 Approval for Road closure for June 10, 2023, Homeownership Fair and Symposium
 - Robert Nixon, City Manager
 - LT. Carlos Hill, city of Quincy Police Department

2. Approval of Tree-Trimming Contract
 - Robert Nixon, City Manager
 - Richard Ash, Utilities Director

3. Approval of Apalachee Regional Planning Council
 - Robert Nixon, City Manager
 - Chris Rietow, Apalachee Regional Planning Council
 - Ben Chandler, Apalachee Regional Planning Council

Summary of the Discussion by Staff and the Commission

Agenda item 1: Resolution 1442-2023 Approval for Road closure for June 10, 2023, Homeownership Fair and Symposium

City Manager Nixon stated that the county has requested a road closure for June 10, 2023, Homeownership Fair and Symposium.

LT Hill stated that the request is to close Adams, Washington, and Madison Streets to utilize the back portion of the courthouse.

LT Hill stated that he has notified business owners of the June 10 event.

LT Hill stated that the roads would be closed from 9 am – 4 pm.

LT Hill stated that the event starts 10 am – 3 pm.

Mayor Pro-Tem Sapp offered a motion to approve Resolution 1442-2023, Approval for Road closure for June 10, 2023, Homeownership Fair and Symposium.

Commissioner Wood seconded the motion.

Commissioner	Vote
Mayor Bass-Prieto	Yes
Mayor Pro-Tem Sapp	Yes
Commissioner Wood	Yes
Commissioner Harris	Yes
Commissioner Nash	Absent

The Motion Carried 4 to 0.

Agenda item 2: Approval of Tree-Trimming Contract

City Manager Nixon stated that tree trimming is vital due to the infrastructure being above ground.

City Manager Nixon stated that the city did its due diligence to identify available tree-trimming companies.

City Manager Nixon noted that he is aware of the commission's concern about monitoring the work better.

City Manager Nixon stated that staff will work on setting up the framework of monitoring and supervising the work better.

Director Ash stated that the agenda item was presented to the commission at the beginning of the year.

Director Ash stated that the staff was directed to explore more options.

Director Ash stated that the RFP included labor and equipment and price per mile.

Director Ash stated that Wolf and KDF Enterprises responded to the RFP.

Director Ash stated that Wolf's bid came in at \$127.06 for labor and equipment and bided lower on mileage. KDF's bid was higher.

Director Ash stated that the other option is to buy a vehicle, train two city workers, and pay them \$15 per hour.

Director Ash noted that experience tree cutters would not work for \$15 per hour.

Director Ash stated that the contract would be for one year, aiming for a three-year trimming cycle.

Director Ash stated that trees are at 10 feet and when trimmed property would not need trimming again for three years, subsequently sending the tree-trimming out to bid.

Director Ash noted that the City of Tallahassee has an 18-month trimming cycle.

Director Ash stated that staff recommends Wolf Tree and will have a work plan and system to monitor the progress.

Mayor Pro-Tem Sapp stated that the commission's concern is the lack of monitoring of the work and invoices being paid without knowledge of what had been completed.

Director Ash stated that the development of a work plan would ensure that work is being completed.

Director Ash noted that he could not provide data for work being completed by Wolf Tree pass contract.

Director Ash stated that he or one of his supervisors would oversee monitoring the work.

Director Ash noted that tree trimming is unique and persons performing this work must be qualified and trained to work around powerlines.

Commissioner Harris expressed his displeasure about hiring Wolf Tree.

Commissioner Harris stated that he frequently followed Wolf (a big green truck) parked at convenience stores for hours.

Commissioner Harris noted his understanding of the need for tree trimming.

Director Ash stated that the budget for tree trimming is \$160,000.

Commissioner Harris reminded the commission that Wolf's fees surpassed the \$160,000 budget.

Commissioner Harris stated that he hadn't seen a Wolf Tree representative since Hurricane Michael.

Commissioner Harris stated that his belief is that Wolf subcontracts the workout.

Commissioner Harris stated that he prefers to pay by the job.

Commissioner Harris stated that Wolf Tree got paid for work that cannot be verified.

Commissioner Wood stated that given the questionable experience, the city had with Wolf Tree, her preference is training employees to do the necessary tree trimming.

Commissioner Wood stated that there may be employees willing to learn and become certified in tree trimming.

Commissioner Wood stated that all avenues should be explored before hiring a contractor to trim trees.

Mayor Pro-Tem Sapp reiterated that a tree trimming schedule would be beneficial to track the status of the work.

Mayor Pro-Tem Sapp suggested including experience in tree trimming for new hires.

Mayor Pro-Tem Sapp stated that the utilities and public works department can train individuals in tree trimming.

Mayor Pro-Sapp stated that there are city staff personnel who do tree trimming and cut trees but maybe not on the level needed.

Mayor Bass-Prieto noted that the city spends approximately \$200,000 using city employees to trim trees.

City Manager Nixon stated that a discussion is needed during the budget process on tree trimming.

City Manager Nixon stated that the city cannot afford the numerous power outages.

City Manager Nixon requested that the commission allows staff to move forward in developing a contract with Wolf Tree which includes addressing the needs and concerns of the commission.

City Manager Nixon stated that the immediate concern is citizens' quality of life.

City Manager Nixon stated that staff would continue exploring options that would benefit future tree-trimming work.

City Manager Nixon clarified that the approval of Wolf Tree contract approval is for the \$12,000 and no payment would be authorized until the work is verified.

Commissioner Harris offered a motion to tentatively approve the 100 hours, \$12,760 contract with Wolf Tree with the specific modifications discussed by the commission.

Mayor Pro-Tem Sapp seconded the motion.

Commissioner Harris amended his motion that the contract should not exceed 100 hours.

Mayor Pro-Tem Sapp seconded the amended motion.

Commissioner Harris restated the motion to tentatively approve a contract with Wolf Tree for 100 hours in the amount of \$12,760 with the specific modifications as discussed by the commission.

Commissioner	Vote
Mayor Bass-Prieto	Yes
Mayor Pro-Tem Sapp	Yes
Commissioner Wood	Yes
Commissioner Harris	Yes
Commissioner Nash	Absent

The Motion Carried 4 to 0.

Agenda item 3: Approval of Apalachee Regional Planning Council Contract

City Manager Nixon stated that the commission was introduced to the Apalachee Regional Planning Council which would address the city's growth, planning, and development.

City Manager Nixon presented the agreement to the commission and noted that the city attorney had reviewed it.

City Manager Nixon stated that staff is requesting permission to secure the contract with the Apalachee Regional Planning Council.

City Manager Nixon stated that the agreement is through the current fiscal year and that a new contract would be brought back to the commission for the next fiscal year.

Ben Chandler pointed out that page 2 lists items discussed by the commission.

Ben Chandler stated that the commission could explore areas not listed on the contract.

City Manager Nixon stated that the Apalachee Regional Planning Council is a great resource.

City Manager Nixon noted that there would be careful consideration given when it comes down to the scope of work.

City Manager Nixon stated that the relationship with the Apalachee Regional Planning Council will address needs in a creditable way.

City Manager Nixon stated that the city has started planning what Quincy would look like in twenty years.

City Manager Nixon stated that the resources and talent are being identified to assist with addressing the future look of the city.

City Manager Nixon stated that there is a continuous process that will engage citizens and young adults on the future look of Quincy.

Mayor Pro-Tem Sapp stated that she would like to see the continuation of new homes being built in Quincy.

City Manager Nixon stated that the funding would be taken out of the building and planning line item.

Commissioner Wood questioned if the Apalachee Regional Planning Council would work on a prioritized list.

City Manager Nixon stated that there are priorities that have been identified but need to be revisited given the new leadership.

City Manager Nixon stated that there is a plan but not a plan for implementation.

City Manager Nixon stated that the Apalachee Regional Planning Council will assist in the implementation.

Commissioner Wood stated how important it is to start with the in-house implementation.

City Manager Nixon stated that the commission has charged staff with implementing technology to begin implementing online access to request permitting and receive payments.

Mayor Bass-Prieto stated that the FLUM Map needs addressing.

Mayor Bass-Prieto charged her colleagues with coming up with a vision for Quincy's look in the future.

Mayor Bass-Prieto stated that she likes the look and feel of Gainesville.

Ben Chandler stated that DEO has assistance for grants open until June 16, which would address FLUM updates.

Ben Chandler stated that Quincy would be a good candidate for the grant.

City Manager stated that Apalachee Regional Planning Council staff would work in-house at times as projects are identified.

Mayor Pro-Tem Sapp thanked the city manager for his transparency by bringing items to the table for discussion with the commission.

Ben Chandler stated that the city would receive every document as work is completed.

Ben Chandler stated that digital copies would be available.

Commissioner Harris offered a motion to approve the Apalachee Regional Planning Council contract.

Mayor Pro-Tem Sapp seconded the motion.

Commissioner Wood questioned if the contract is being approved through 2024.

City Manager Nixon noted that the idea is for the contract to be extended through this fiscal year and bring it back to the commission for the next fiscal year.

Commissioner Harris stated that section 4 of the contract would not be included.

Commissioner Harris amended his motion on approving the Apalachee Regional Planning Council contract through the 2023 budget year.

Mayor Pro-Tem Sapp seconded the amended motion.

Commissioner	Vote
Mayor Bass-Prieto	Yes
Mayor Pro-Tem Sapp	Yes
Commissioner Wood	Yes
Commissioner Harris	Yes
Commissioner Nash	Absent

The Motion Carried 4 to 0.

The adjournment was motioned by Mayor Pro-Tem Sapp and seconded by Commissioner Harris at 7:17 pm.

Please Note: The City Commission places the official copies of Commission Meeting Minutes on file with the City Clerk's Office upon approval.

Submitted by Janice Shackelford Clemons, City Clerk

APPROVED:

Freida Bass-Prieto, Mayor, and
Presiding Officer of the City
Commission and the City of Quincy,
Florida

ATTEST:

Janice Shackelford Clemons, City Clerk per
Clerk of the of Quincy, Florida
Clerk of the City Commission thereof

Approval of
Stephen Rogers's
Appointment to the
Quincy-Gadsden Airport
Authority



QUINCY-GADSDEN AIRPORT AUTHORITY
Quincy Municipal Airport (2J9)
Post Office Box 1905
Quincy, Florida 32353
850-627-2112 quincyairport@tds.net

May 30, 2023

The Honorable Frieda Bass-Prieto, Mayor
Quincy City Commission
404 W. Jefferson Street
Quincy, Florida 32351

Dear Mayor Bass-Prieto:

This letter is to request the appointment of **Stephen Rogers** as a City of Quincy representative to the Quincy-Gadsden Airport Authority (QGAA). Mr. Rogers will replace Wyatt Bostick whose current term will expire on June 30, 2023. In accordance with the enabling legislation of the QGAA, Mr. Bostick is eligible to serve another term, but due to family responsibilities beyond his control he will not be able to continue serving on the QGAA.

At its meeting on May 15, 2023, the QGAA voted unanimously to recommend **Stephen Rogers** as one of the City of Quincy's appointees to the Quincy-Gadsden Airport Authority.

Mr. Rogers is a Gadsden County resident and has spent his entire working career in aviation. He retired from the FAA after serving 27 years as an Air Traffic Controller. Currently he is a flight instructor, an aircraft owner, and a hangar tenant at the Quincy Municipal Airport. Since his retirement from the FAA, Mr. Rogers has been attending the QGAA meetings as a volunteer and has brought a wealth of aviation experience and knowledge to the QGAA discussions.

The QGAA would like to take this opportunity to thank the Quincy City Commission for its continued commitment to the general aviation community of Gadsden County and looks forward to the continued partnership in this endeavor.

Respectfully,

A handwritten signature in cursive script that reads 'Janice Watson'.

Janice Watson
QGAA Administrator

cc: Robert Nixon, Quincy City Manager
Stephen Rogers

Approval of
April's 2023
Financial Report

CITY OF QUINCY, FL FINANCIAL STATEMENTS

FOR THE SEVEN MONTHS ENDED APRIL 30, 2023



ABSTRACT

The City of Quincy is following the path of financial prudence to ensure the effective usage and management of the available assets and resources to meet the goals and objectives of the City's Commissioners and City Management. The attached financial statements and reports tell the story and highlight the path the City of Quincy is following...

Marcia Carty, MS, CPA
Finance Director

FINANCIAL REPORTS

Prepared April 24, 2023

**CITY OF QUINCY, FL
MONTHLY FINANCIAL REPORTS
FOR THE SEVEN MONTHS ENDED APRIL 30, 2023**

TABLE OF CONTENTS

Description of Report	Finance Personnel
❖ Overview	Marcia Carty
❖ Summary Report of Revenues & Expenses	Marcia Carty
❖ Operating Actual Revenues/Expenses	Marcia Carty
❖ Projected Operating Revenues/Expenses	Marcia Carty
❖ Statement of Operating Revenues	Amanda Matthews
❖ Statement of Operating Expenses	Amanda Matthews
❖ Debt Service Coverage Report	Marcia Carty
❖ Grant Report	Marcia Carty
❖ Utility Billing Report	Donna Reeves
❖ Electric Revenue Prior Year Analysis	Artenia Jones
❖ Electric Revenue Budget vs Actual Analysis	Artenia Jones
❖ Customer Service Receipts Collected	LaTrenda Gainous
❖ New Customers Report	LaTrenda Gainous
❖ Arrears Report	LaTrenda Gainous
❖ Purchase Power (Fuel) Adjustment Report	Amanda Matthews
❖ Net Metering Report	Amanda Matthews
❖ Disbursements Report	Amanda Matthews
❖ Budget Transfer Report	Marcia Carty
❖ Fixed Asset Purchases Report	Andrea Burks
❖ P-Card Report & Bank Statement	Amanda Matthews
❖ Bank Reconciliations & Statements	Amanda Matthews
○ Variance FY 2022 versus FY 2023	
○ Prior Month March 2023 versus April 2023	
○ Bank Reconciliations and Bank Statements	
○ Bank Accounts Spendable Type	

Note: All reports are reviewed and approved for release by the Finance Director

OVERVIEW OF THE FINANCIAL REPORTS

Overview of the Monthly Financial Reports for APRIL 30, 2023

By Finance Director Marcia Carty, CPA

For the seven months ended APRIL 30, 2023, the following should be noted:

1. Gross operating revenues generated for the above period were \$20,836,208 with \$6,897,298 from the general fund and \$13,938,910 from the enterprise fund, representing 53.2% of the budget for the year, \$39,135,772.
2. Total operating expenses equaled \$20,728,710, of which \$6,973,348 was disbursed from governmental fund and \$13,755,362 from enterprise fund, representing 53% of total budget.
3. Net results for the City of Quincy were \$107,769, with operating net results being \$107,498, and grants net results being \$271.
4. The debt service coverage rate is greater than 1.0; currently equaling 1.39.
5. Grant budget is \$5,186,784 for both revenues and expenses. Actual revenues equal \$1,388,206 and expenses were \$1,387,935 with revenues being greater than expenses by \$271.
6. Utility billing decreased for Cycle One, when compared to March 2023, primarily due to consumption and fuel rate decrease. Cycle One number of bills decreased by 11, and estimated bills increased by 4. Cycle Two number of bills increased by 13, with consumption increasing and fuel rate adjustment decreasing. Cycle Two number of bills estimated decreased by 3. There are 4,893, which is an decrease of 127 accounts when compared to the 5,020 accounts in March 2023. There are 3,896 residential accounts (4,111 in March) and commercial/industrial accounts equal 997 (909 in March).
7. Year-to-date, the month ended APRIL 30, 2023, Electric Utility billing is \$1,054,934 less than the prior year, with the bulk of the change being contributed to the reduction in earnings utility sales, which is directly related to the decrease in fuel purchase. Actual revenues, year-to-date, are less than budget by \$1,089,740, since the budget was determined with the prior year results considered.
8. There were 36 new accounts set up by the Customer Service Department. Monthly receipts collected by the Customer Service Division equaled \$1,716,216 (\$283,000 less than March 2023). \$823,408 compared to last month's receipts of \$1,084,834 is directly related to Utility Billing payments.
9. The Arrears Report reflects an approximate amount of \$302,187 (an increase of \$86,187 when compared to March, 2023). Commercial arrears was \$72,260 compared to \$56,000 in March 2023, and residential arrears of \$230,000 compared to \$160,000 in March, 2023, increased by \$70,000.
10. Purchase power adjustment (fuel) rate adjustment decreased by .00033, from .0096 down to .0093, when compared to March 2023.
11. The calculated Net Meter rate for April 2023 increased by .00020 from (.02323) to (.02303), when compared to March 2023.
12. Total disbursements approximated \$2.931 million, paid with 508 checks, NODs, and ACHs.
13. Year-to date as of April 2023, operating fixed asset purchases were \$522,025 or 31% budgeted amount of \$1,698,469), of which CRA portion was \$367,376 and

operating was \$154,650.

14. P-card purchases for the month of April 2023 were \$8,130. The \$1,500 threshold was exceeded by only one user (with justification).

Items of Concern –

- Operating cash is decreasing. It is expected that this trend will change starting the month of July, as major debt servicing will be completed.
- Bank account balances not being used for operating activity should be earning more passive income, namely, Smart Grid and Grant funds. FLCLASS is being considered to place funds with them.
- ARPA Grant funds from period year has not been expended, amounting to \$607,708.
- Management of FEMA potential reimbursements is becoming more of a priority.
- Less revenues are being earned, primarily because the fuel purchase cost is not as great and the fuel rate adjustment is lower than last year.
- Staff and the City Auditor are performing in depth analysis of the enterprise Funds' revenue streams, including five-year analysis and gross margin analyses.

Highlight – On June 6, 2023, Finance has received the first draft of the FY 09/30/2022 Audit Report and is working on the various disclosures and MDA. Expected date of completion is June 19, 2023.

Conclusion – the city is earning less but also spending less proportionately. A more in-depth analysis is in process. A rate study has been requested by Finance. Meetings are being held with the City Manager, Utilities Director and the Finance Director. City management and Directors are being cautioned to spend at least 8% to 10% less monthly.

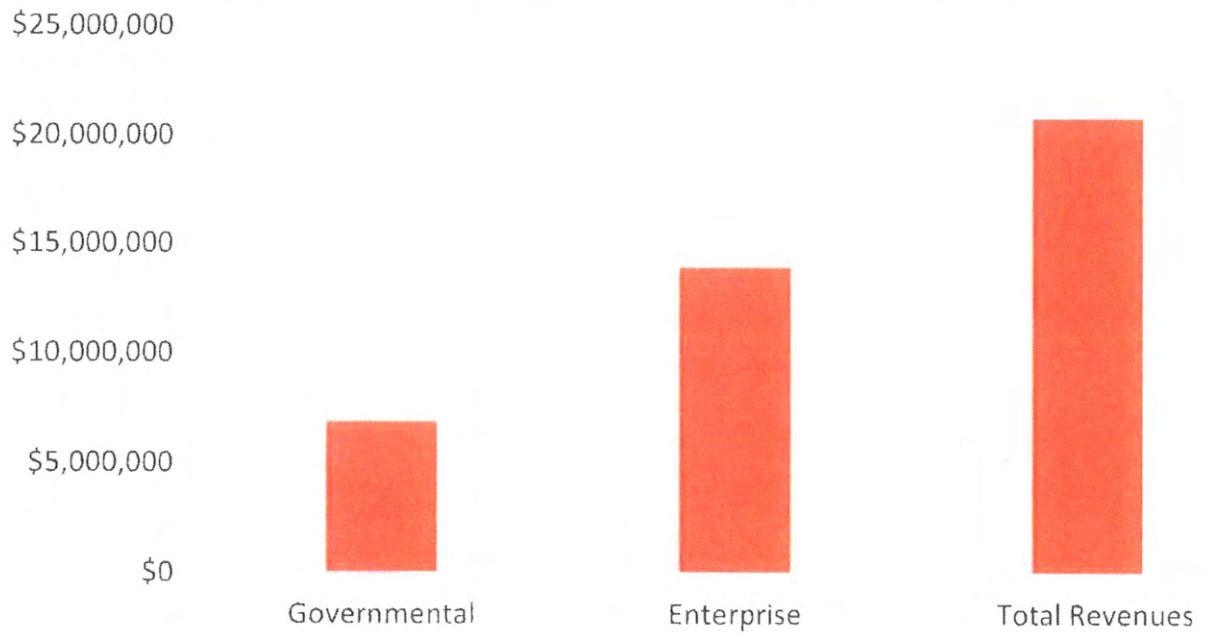
A handwritten signature in black ink, appearing to read "De Stuyf", with a long horizontal line extending to the right.

**SUMMARY REPORT OF REVENUES AND EXPENSES
FOR THE SEVEN MONTHS ENDED APRIL 30, 2023**

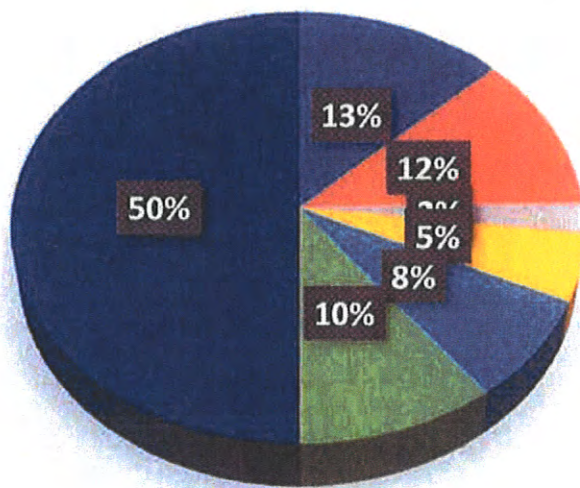
CITY OF QUINCY, FL
SUMMARY REPORT OF REVENUES EXPENSES FOR THE SEVEN MONTHS ENDED APRIL 30, 2023

ACCOUNT DESCRIPTION	FY 2023 OPERATING BUDGET	FY 2023 MONTHS YTD OPERATING ACTUAL	YTD % (58%)
TOTAL GOVERNMENTAL REVENUES	\$12,654,356	\$6,897,298	54.5%
GOVERNMENTAL FUNDS EXPENSES	-\$12,654,356	-\$6,973,348	-55.1%
NET GOVERNMENTAL FUND RESULTS	\$0	-\$76,050	-0.6%
TOTAL ENTERPRISE FUND REVENUES	\$26,481,416	\$13,938,910	52.6%
TOTAL ENTERPRISE FUND EXPENSES	-\$26,481,416	-\$13,755,362	-51.9%
NET ENTERPRISE FUND RESULTS	\$0	\$183,548	0.7%
TOTAL OPERATING REVENUES	\$39,135,772	\$20,836,208	53.2%
TOTAL OPERATING EXPENSES	-\$39,135,772	-\$20,728,710	-53.0%
NET TOTAL OPERATING RESULTS	\$0	\$107,498	0.3%
GRANT REVENUES	\$5,186,784	\$1,388,206	26.8%
GRANT EXPENSES	-\$5,186,784	-\$1,387,935	-26.8%
NET GRANT OPERATIONS	\$0	\$271	0.0%
CITYWIDE TOTAL REVENUES	\$44,322,556	\$22,224,414	50.1%
CITYWIDE TOTAL EXPENSES	-\$44,322,556	-\$22,116,645	-49.9%
NET CITYWIDE TOTAL OPERATIONS	\$0	\$107,769	0.2%

OPERATING REVENUES YTD 04/30/2023



Expenditures YTD 04/30/2023



- Personnel
- Purchased Electric & Gas
- Refuse
- Insurance & Debt Service
- Transfers
- Other Expenses
- Total Expenditures

**OPERATING ACTUAL REVENUES/EXPENSES
FOR THE SEVEN MONTHS ENDED APRIL 30, 2023**

CITY OF QUINCY, FL
OPERATING ACTUAL REVENUES AND EXPENSES FOR THE SEVEN MONTHS ENDED APRIL 30, 2023

	SEVEN MONTHS YTD ACTUAL	
REVENUES		
Governmental	\$6,897,298	33%
Enterprise	13,938,910	67%
Total Revenues	\$20,836,208	100%
EXPENDITURES		
Personnel	\$5,355,522	26%
Contractual Services	1,372,307	7%
Professional Services	147,498	1%
Purchased Electric	4,298,353	21%
Purchased Gas	549,042	3%
Reserves/ Parks & Facilities	16,376	0%
Travel, Gas, Oil & Grease, Tires, Auto Parts & Repair	243,781	1%
Telephone	102,017	0%
Utilities	290,392	1%
Community Services	15,760	0%
Commercial & Residential Refuse	936,910	4%
Insurance - Property Liability	871,945	4%
Repair & Maintenance	82,403	0%
Yard Tipping Cost	48,375	0%
Other Operating Expenses	159,574	1%
Training & Software	55,946	0%
Office Supplies & Operations	19,044	0%
Operating Materials & Supplies	72,874	0%
Uniforms	106,249	1%
Athletic Supplies & Equipment	39,001	0%
Dues, Publications, Subscriptions & Memberships	32,045	0%
Economic Environment & Development	329,974	2%
Other Operating Expenses - IT Support	124,574	1%
CRA Operations & Projects	179,635	1%
Capital Expenditures	354,065	2%
Aid to Private Organizations	62,800	0%
Debt Service - Principal and Interest	1,193,846	6%
Transfers	3,224,954	15%
Business Activity - Enterprise	443,448	2%
Total Expenditures	20,728,710	99%
NET INCOME (LOSS)	\$107,498	1%

**PROJECTED OPERATING ACTUAL
REVENUES/EXPENSES FOR THE TWELVE MONTHS
ENDING SEPTEMBER 30, 2023**

CITY OF QUINCY, FL

OPERATING PROJECTED REVENUES AND EXPENSES FOR THE SEVEN MONTHS ENDED APRIL 30, 2023

REVENUES

Governmental	\$11,923,939
Enterprise	<u>\$24,195,274</u>
Total Revenues	\$36,119,214

EXPENDITURES

Personnel	\$9,330,895
Contractual Services	\$2,352,526
Professional Services	\$252,854
Purchased Electric	\$7,368,605
Purchased Gas	\$941,215
Reserves/ Parks & Facilities	\$28,073
Travel, Gas, Oil & Grease, Tires, Auto Parts & Repair	\$417,910
Telephone	\$174,886
Utilities	\$497,815
Community Services	\$27,017
Commercial & Residential Refuse	\$1,606,131
Insurance - Property Liability	\$1,494,763
Repair & Maintenance	\$141,262
Yard Tipping Cost	\$82,929
Other Operating Expenses	\$273,555
Training & Software	\$95,907
Office Supplies & Operations	\$32,647
Operating Materials & Supplies	\$124,927
Uniforms	\$182,141
Athletic Supplies & Equipment	\$66,859
Dues, Publications, Subscriptions & Memberships	\$54,934
Economic Environment & Development	\$329,974
Other Operating Expenses - IT Support	\$213,555
CRA Operations & Projects	\$307,946
Capital Expenditures	\$606,969
Aid to Private Organizations	\$62,800
Debt Service - Principal and Interest	\$1,763,536
Transfers	\$5,528,493
Business Activity - Enterprise	<u>\$760,197</u>

Total Expenditures	<u>\$35,121,321</u>
---------------------------	----------------------------

NET INCOME (LOSS)	<u><u>\$997,892</u></u>
--------------------------	--------------------------------

STATEMENT OF OPERATING REVENUES
FOR THE SEVEN MONTHS ENDED APRIL 30, 2023

ACCOUNT_#	ACCOUNT DESCRIPTION	ADJUSTED BUDGET 2023	7 MONTHS YTD 2023	OVER_ (UNDER) ADJUSTED _BUDGET	58% YTD_%	PRIOR YTD 2022	PRIOR YTD_% 2022
GOVERNMENTAL FUNDS							
	GEN FUND REV						
001-311-10000	CURRENT AD VALOREM TAX	\$ 1,672,337	\$ 1,106,871	\$ 565,466	66%	\$ 1,159,251	87%
001-312-41000	SALES-LOCAL OPTION GAS TAX	\$ 267,471	\$ 165,102	\$ 102,369	62%	\$ 154,079	66%
001-312-60000	LOCAL GOV INFRASTRUCTURE SURTA	\$ 641,829	\$ 434,363	\$ 207,466	68%	\$ 304,130	47%
001-314-80000	UTILITY SERVICE TAX - PROPANE	\$ 9,284	\$ 3,412	\$ 5,872	37%	\$ 4,184	60%
001-315-00000	COMMUNICATION SERVICES TAX	\$ 251,348	\$ 152,507	\$ 98,841	61%	\$ 119,559	51%
001-321-10000	PROFESSIONAL & OCCUPATION LICE PERMITS	\$ 25,000	\$ 5,903	\$ 19,097	24%	\$ 15,576	57%
001-322-10000	PERMITS	\$ 190,235	\$ 102,890	\$ 87,345	54%	\$ 97,939	88%
001-329-10000	OTHER LICENSES, FEES & PERMITS	\$ 1,731	\$ 925	\$ 806	53%	\$ 1,048	74%
001-329-20000	ANIMAL REGISTRATION FEES	\$ -	\$ 250	\$ (250)	0%	\$ -	0%
001-331-50000	FEMA REIMBURSEMENT MICHAEL	\$ 276,985	\$ 53,306	\$ 223,679	19%	\$ -	0%
001-335-12000	STATE REVENUE SHARING PROCEEDS	\$ 358,200	\$ 219,979	\$ 138,221	61%	\$ 200,307	54%
001-335-14000	STATE - MOBILE HOME LICENSE	\$ 2,947	\$ 1,763	\$ 1,184	60%	\$ 1,358	80%
001-335-15000	STATE - ALCOHOLIC BEVERAGE LIC	\$ 4,042	\$ 8,054	\$ (4,012)	199%	\$ 2,615	44%
001-335-17000	STATE - D O T REIMBURSEMENT	\$ 336,443	\$ 275,331	\$ 61,112	82%	\$ 14,499	9%
001-335-18000	STATE - HALF CENT SALES TAX	\$ 400,151	\$ 244,968	\$ 155,183	61%	\$ 166,206	48%
001-335-23000	FIREFIGHTERS SUPP COMPENSATION	\$ 2,520	\$ 2,030	\$ 490	81%	\$ 1,260	42%
001-335-41000	STATE - REBATE ON MUN VEH FUEL	\$ 13,760	\$ 2,559	\$ 11,201	19%	\$ 6,048	51%
001-335-43000	STATE DEPARTMENT OF HIGHWAY PA	\$ 947	\$ 385	\$ 562	41%	\$ 545	67%
001-340-21000	SERVICES - COUNTY FIRE PROTECT	\$ 486,668	\$ 243,339	\$ 243,329	50%	\$ 243,334	50%
001-340-21500	SERVICES-FIRE INSPECTIONS	\$ 5,545	\$ 1,350	\$ 4,195	24%	\$ 1,550	29%
001-347-20000	REVENUE - QPRD CONCESSIONS	\$ -	\$ 4,462	\$ (4,462)	0%	\$ -	0%
001-347-21000	REVENUE - BASEBALL	\$ 9,104	\$ 1,800	\$ 7,304	20%	\$ 915	11%
001-347-22000	REVENUE - FOOTBALL	\$ 10,000	\$ 7,806	\$ 2,194	78%	\$ 3,680	66%
001-347-23000	REVENUE - BASKETBALL	\$ 5,815	\$ 6,065	\$ (250)	104%	\$ 5,885	106%
001-347-24000	REVENUE - DAY CAMP	\$ 3,749	\$ -	\$ 3,749	0%	\$ -	0%
001-347-25000	REVENUE - CHEERLEADING	\$ 500	\$ -	\$ 500	0%	\$ 76	0%
001-347-26000	REVENUE - SOFTBALL	\$ 2,000	\$ -	\$ 2,000	0%	\$ -	0%
001-347-27000	REVENUE - OTHER ACTIVITY FEES	\$ 3,000	\$ -	\$ 3,000	0%	\$ 816	31%
001-347-28000	REVENUE - TRACK & FIELD	\$ 1,000	\$ 1,790	\$ (790)	179%	\$ 2,540	0%
001-347-29000	REVENUE - KICKBALL	\$ 1,000	\$ 1,450	\$ (450)	145%	\$ 225	0%
001-347-30000	RENT ON FACILITIES	\$ 30,000	\$ 13,879	\$ 16,121	46%	\$ 14,647	78%

CITY OF QUINCY, FL
OPERATING REVENUES FOR THE SEVEN (7) MONTHS ENDED APRIL 30, 2023 - BUDGET TO ACTUAL

ACCOUNT #	ACCOUNT DESCRIPTION	ADJUSTED BUDGET 2023	7 MONTHS YTD 2023	OVER_ (UNDER) ADJUSTED BUDGET	58% YTD_%	PRIOR YTD 2022	PRIOR YTD_% 2022
001-347-41000	REVENUE - POOL ADMISSION FEES	\$ 750	\$ -	\$ 750	0%	\$ -	0%
001-347-46993	QuincyFest Vendors	\$ 700	\$ -	\$ 700	0%	\$ -	0%
001-347-50000	COKE FUND REVENUE	\$ 300	\$ 224	\$ 76	75%	\$ -	0%
001-359-10000	OTH FINES & FORFEITS	\$ 50,000	\$ 27,433	\$ 22,567	55%	\$ 22,073	67%
001-359-20000	CODE ENFORCEMENT FINES	\$ 25,000	\$ 5,400	\$ 19,600	22%	\$ 375	0%
001-361-15000	INTEREST INC ON BANK ACCT	\$ -	\$ 376	\$ (376)	0%	\$ -	0%
001-364-11000	SALE OF LAND - HILLCREST CEMET	\$ 26,000	\$ 5,784	\$ 20,216	22%	\$ 6,517	25%
001-364-12000	SALE OF LAND - SUNNYVALE CEMET	\$ 45,000	\$ 22,319	\$ 22,681	50%	\$ 25,732	33%
001-366-00004	DONATIONS	\$ 2,500	\$ -	\$ 2,500	0%	\$ -	0%
001-369-90000	OTHER MISCELLANEOUS REVENUES	\$ 80,000	\$ 45,768	\$ 34,232	57%	\$ 50,652	51%
001-369-90100	GULF BREEZE INTERLOCAL AGREEME	\$ 200,000	\$ 6,797	\$ 193,203	3%	\$ -	0%
001-369-92000	CRA Administrative Fees	\$ 20,012	\$ 11,674	\$ 8,338	58%	\$ 11,674	58%
001-369-95000	Insurance Proceeds	\$ 6,040	\$ 1,551	\$ 4,489	26%	\$ 4,532	31%
001-369-96000	DONATIONS	\$ -	\$ 250	\$ (250)	0%	\$ -	0%
001-382-10000	CONTRIBUTION FR INTER OPER-ELE	\$ 4,651,069	\$ 2,713,124	\$ 1,937,945	58%	\$ 2,522,392	59%
001-382-20000	CONTRIBUTION FR INTER OPER-GAS	\$ 142,550	\$ 83,154	\$ 59,396	58%	\$ 235,562	56%
001-382-30000	CONTRIBUTION FR INTER OPER-WAT	\$ 413,685	\$ 241,316	\$ 172,369	58%	\$ 429,874	58%
001-382-40000	CONTRIBUTION FR INTER OPER-REF	\$ 209,670	\$ 122,308	\$ 87,362	58%	\$ 52,308	58%
001-382-50000	CONTRIBUTION FR INTER OPER-SEW	\$ 111,517	\$ 65,052	\$ 46,465	58%	\$ 63,590	54%
001-382-60000	CONTRIBUTION FR INTER OPER LAN	\$ -	\$ -	\$ -	0%	\$ 585	11%
001-389-00000	USE OF FUND BALANCE	\$ 590,912	\$ 153,408	\$ 437,504	35%	\$ 187,932	21%
	TOTAL GENERAL FUND REVS	\$ 11,589,316	\$ 6,568,477	\$ 5,020,839	57%	\$ 6,136,070	57%
	COMMUNITY REDEVELOPMENT FUND						
002-341-00000	CRA TIF COUNTY FUNDS	\$ 412,132	\$ -	\$ 412,132	0%	\$ 348,490	112%
002-341-10000	CRA TIF CITY FUNDS	\$ 321,428	\$ 328,544	\$ (7,116)	102%	\$ 207,164	103%
002-361-10000	INTEREST REVENUE	\$ 100	\$ 277	\$ (177)	277%	\$ 46	0%
002-389-00000	USE OF FUND BALANCE	\$ 331,380	\$ -	\$ 331,380	0%	\$ -	0%
	TOTAL CRA REVENUE	\$ 1,065,040	\$ 328,821	\$ 736,219	8%	\$ 555,700	84%
	TOTAL GOVERNMENTAL FUNDS	\$ 12,654,356	\$ 6,897,298	\$ 5,757,058	0.545053	\$ 6,691,770	
	ENTERPRISE FUNDS						
	BUSINESS ACTIVITY AND CUSTOMER						
400-369-90000	MISCELLANEOUS REVENUE	\$ -	\$ 376	\$ (376)	0%	\$ -	0%

ACCOUNT #	ACCOUNT DESCRIPTION	ADJUSTED BUDGET 2023	7 MONTHS YTD 2023	OVER (UNDER) ADJUSTED BUDGET	58% YTD %	PRIOR YTD 2022	PRIOR YTD %
400-381-10000	INTERFUND TRANSFER	\$ 760,196	\$ 443,448	\$ 316,748	58%	\$ 392,934	58%
	TOTAL BUSINESS ACTIVITY	\$ 760,196	\$ 443,824	\$ 316,372	58%	\$ 392,934	
	SEWER						
402-343-10000	SALES	\$ 2,002,607	\$ 1,136,597	\$ 866,010	57%	\$ 1,130,442	55%
402-343-16000	CONNECTIONS	\$ 8,457	\$ 3,528	\$ 4,929	42%	\$ 4,424	51%
402-343-17000	FORFEITED DISCOUNTS - PENALTY	\$ 30,805	\$ 17,975	\$ 12,830	58%	\$ 17,926	58%
402-343-19000	CUT ON/OFF FEES	\$ -	\$ 85	\$ (85)	0%	\$ -	0%
402-343-27000	MISCELLANEOUS CHARGES	\$ 273	\$ 3,399	\$ (3,126)	1245%	\$ 200	0%
402-343-50000	SEWER SURCHARGE O/S	\$ 51,712	\$ 36,035	\$ 15,677	70%	\$ 29,468	47%
402-361-10000	INTEREST REVENUE	\$ 426	\$ 847	\$ (421)	199%	\$ 271	84%
402-369-90000	OTHER MISCELLANEOUS REVENUE	\$ -	\$ 6,652	\$ (6,652)	0%	\$ -	0%
402-381-10000	INTERFUND TRANSFER	\$ -	\$ -	\$ -	0%	\$ 11,624	64%
402-389-90001	USE OF RETAINED EARNINGS	\$ 45,529	\$ -	\$ 45,529	0%	\$ 2,175	0%
	TOTAL SEWER REV	\$ 2,139,809	\$ 1,205,118	\$ 934,691	65%	\$ 1,196,530	40%
	ELECTRIC						
403-331-30000	H-M FEMA REIMB	\$ 514,000	\$ -	\$ 514,000	0%	\$ -	0%
403-343-11000	RESIDENTIAL SALES	\$ 6,023,865	\$ 3,121,136	\$ 2,902,729	52%	\$ 3,269,303	61%
403-343-12000	COMMERCIAL SALES	\$ 8,076,860	\$ 3,930,839	\$ 4,146,021	49%	\$ 4,259,833	61%
403-343-13000	INDUSTRIAL SALES	\$ 1,880,237	\$ 1,068,219	\$ 812,018	57%	\$ 995,493	72%
403-343-14000	STREET LIGHTING SALES	\$ 71,067	\$ 29,565	\$ 41,502	42%	\$ 43,674	426%
403-343-15000	INTERDEPARTMENTAL SALES	\$ 375,387	\$ 134,233	\$ 241,154	36%	\$ 215,311	68%
403-343-16000	CONNECTIONS	\$ 63,021	\$ 121,083	\$ (58,062)	192%	\$ 45,193	85%
403-343-16500	Hurricane Michael Surcharge	\$ 392,299	\$ 382,607	\$ 9,692	98%	\$ 544,179	55%
403-343-16710	VISTA BRACE VOLUNTEER GRANT	\$ -	\$ -	\$ -	0%	\$ 17,424	58%
403-343-17000	FORFEITED DISCOUNTS - PENALTY	\$ 245,470	\$ 138,254	\$ 107,216	56%	\$ 145,543	97%
403-343-18000	SALE OF MATERIAL	\$ 13,705	\$ -	\$ 13,705	0%	\$ 10,077	0%
403-343-18500	SPECIAL PROJECT - MATERIAL SAL	\$ 38,651	\$ 84	\$ 38,567	0%	\$ 28,420	0%
403-343-19000	CUT ON/OFF FEES	\$ 11,178	\$ 3,929	\$ 7,249	35%	\$ 7,035	24%
403-343-24000	TRANSFORMER RENT	\$ 8,628	\$ 4,934	\$ 3,694	57%	\$ 4,934	57%
403-343-27000	MISCELLANEOUS CHARGES	\$ 7,053	\$ (6,649)	\$ 13,702	-94%	\$ 2,802	38%
403-343-29000	POLE RENT-CABLEVISION	\$ -	\$ 19,832	\$ (19,832)	0%	\$ -	0%
403-343-90000	MISCELLANEOUS REVENUES	\$ 21,129	\$ 2,028	\$ 19,101	10%	\$ 14,084	0%
403-361-10000	INTEREST REVENUE	\$ 1,398	\$ 2,641	\$ (1,243)	189%	\$ 445	44%
403-369-90000	MISCELLANEOUS REVENUES	\$ 7,222	\$ 12,917	\$ (5,695)	179%	\$ 5,310	0%

CITY OF QUINCY, FL
 OPERATING REVENUES FOR THE SEVEN (7) MONTHS ENDED APRIL 30, 2023 - BUDGET TO ACTUAL

ACCOUNT_#	ACCOUNT DESCRIPTION	ADJUSTED BUDGET 2023	7 MONTHS YTD 2023	OVER_ (UNDER) ADJUSTED BUDGET	58% YTD_%	PRIOR YTD 2022	PRIOR_ YTD_% 2022
403-389-90001	USE OF RETAINED EARNINGS	\$ 2,415	\$ -	\$ 2,415	0%	\$ -	0%
	TOTAL ELECTRIC REV	\$ 17,753,585	\$ 8,965,652	\$ 8,787,933	50%	\$ 9,609,060	59%
	WATER						
404-343-10000	SALES	\$ 1,699,030	\$ 985,519	\$ 713,511	58%	\$ 953,172	47%
404-343-15000	INTERDEPARTMENTAL SALES	\$ 78,388	\$ 38,316	\$ 40,072	49%	\$ 44,243	51%
404-343-16000	CONNECTIONS	\$ 29,550	\$ 9,307	\$ 20,243	31%	\$ 17,919	77%
404-343-17000	FORFEITED DISCOUNTS-PENALTIES	\$ 30,896	\$ 16,343	\$ 14,553	53%	\$ 18,669	73%
404-343-27000	MISCELLANEOUS CHARGES	\$ 24,134	\$ 22,634	\$ 1,500	94%	\$ (625)	3%
404-343-30000	WATER SURCHARGE O/S	\$ 93,879	\$ 56,255	\$ 37,624	60%	\$ 53,239	50%
404-361-10000	INTEREST REVENUE	\$ 1,156	\$ 10,300	\$ (9,144)	891%	\$ 592	33%
404-369-90000	Miscellaneous Reveune	\$ 62	\$ -	\$ 62	0%	\$ 45	0%
404-381-10000	INTERFUND TRANSFER	\$ -	\$ -	\$ -	0%	\$ 5,606	58%
404-389-90001	USE OF RETAINED EARNINGS	\$ -	\$ -	\$ -	0%	\$ 2,175	0%
	TOTAL WATER REV	\$ 1,957,095	\$ 1,138,674	\$ 818,421	57%	\$ 1,095,035	47%
	GAS						
405-343-10000	GAS SALES	\$ 1,836,740	\$ 960,442	\$ 876,298	52%	\$ 1,201,202	78%
405-343-15000	GAS INTERDEPARTMENTAL SALES	\$ 9,299	\$ 6,199	\$ 3,100	67%	\$ 6,492	69%
405-343-16000	GAS CONNECTIONS	\$ 3,639	\$ 1,056	\$ 2,583	29%	\$ 2,470	23%
405-343-17000	GAS FORFEITED DISCS-PENALTIES	\$ 31,963	\$ 12,961	\$ 19,002	41%	\$ 19,357	72%
405-343-27000	GAS OTHER CHARGES	\$ -	\$ (27)	\$ 27	0%	\$ (528)	81%
405-361-10000	INTEREST REVENUE	\$ 80	\$ 752	\$ (672)	940%	\$ 43	31%
405-369-90000	MISCELLANEOUS REVENUE	\$ 148,135	\$ 168,648	\$ (20,513)	114%	\$ 1,512	1%
	TOTAL GAS REV	\$ 2,029,856	\$ 1,150,031	\$ 879,825	56%	\$ 1,230,548	55%
	REFUSE						
406-343-11000	RESIDENTIAL SALES	\$ 780,913	\$ 436,523	\$ 344,390	56%	\$ 434,422	58%
406-343-12000	COMMERCIAL SALES	\$ 547,487	\$ 345,298	\$ 202,189	63%	\$ 303,702	58%
406-343-15000	YARD TRASH COLLECTION	\$ 150,283	\$ 83,477	\$ 66,806	56%	\$ 83,420	58%
406-343-17000	FORFEITED DISCOUNTS-PENALTIES	\$ 20,000	\$ 12,730	\$ 7,270	64%	\$ 11,125	60%
406-361-10000	INTEREST REVENUE	\$ -	\$ 376	\$ (376)	0%	\$ -	0%
406-381-00010	Non-Operating Transfer	\$ -	\$ -	\$ -	0%	\$ 490	0%
	TOTAL REFUSE REV	\$ 1,498,683	\$ 878,404	\$ 620,279	59%	\$ 833,159	58%
	LANDFILL						

CITY OF QUINCY, FL
 OPERATING REVENUES FOR THE SEVEN (7) MONTHS ENDED APRIL 30, 2023 - BUDGET TO ACTUAL

ACCOUNT #	ACCOUNT DESCRIPTION	ADJUSTED BUDGET 2023	7 MONTHS YTD 2023	OVER (UNDER) ADJUSTED BUDGET	58% YTD %	PRIOR YTD 2022	PRIOR YTD % 2022
407-343-44000	GARBAGE TIPPING FEES	\$ 148,597	\$ 44,461	\$ 104,136	30%	\$ 91,420	61 %
407-361-10000	INTEREST INCOME	\$ -	\$ 376	\$ (376)	0%	\$ -	0 %
407-381-00010	Non-Operating Transfer	\$ -	\$ -	\$ -	0%	\$ 6,921	58 %
	TOTAL LANDFILL REV	\$ 148,597	\$ 44,837	\$ 103,760	30%	\$ 98,341	60 %
	TELECOMMUNICATION						
508-381-00010	Non-Operating Transfer	\$ 181,988	\$ 106,160	\$ 75,828	58%	\$ 76,417	55 %
508-381-10000	INTERFUND TRANSFER FROM GENERA	\$ 5,000	\$ 2,917	\$ 2,083	58%	\$ 2,254	58 %
508-381-30000	INTERFUND TRANSFER FROM CRA	\$ 5,000	\$ 2,917	\$ 2,083	58%	\$ 2,333	58 %
508-389-00000	OTHER REVENUE	\$ -	\$ 376	\$ (376)	0%	\$ -	0 %
508-389-90001	USE OF FUND BALANCE	\$ 1,607	\$ -	\$ 1,607		\$ -	
	TOTAL TELECOMMUNICATIONS REV	\$ 193,595	\$ 112,370	\$ 79,618	59%	\$ 81,004	55 %
	TOTAL ENTERPRISE FND REVS	\$ 26,481,416	\$ 13,938,910	\$ 12,542,506	53%	\$ 14,536,611	54 %
	TOTAL REVENUES	\$ 39,135,772	\$ 20,836,208	\$ 18,299,564	50%	\$ 21,228,381	55 %

STATEMENT OF OPERATING EXPENSES
FOR THE SEVEN MONTHS ENDED APRIL 30, 2023

G/L ACCT #	ACCOUNT DESCRIPTION	FY 2023 OPERATING BUDGET	FY 2023 7 MONTHS YTD OPERATING ACTUAL	FY 2023 OPERATING BUDGET BALANCE	FY 2023 7 MONTHS YTD OPERATING 58%	FY 2022 7 MONTHS YTD OPERATING ACTUAL	YTD% 2022
GENERAL FUND EXPENSES							
CITY COMMISSION							
001-110-511-10110	SALARIES & WAGES	186,128.00	102,950.00	83,178.00	55.3 %	103,660.00	55.69 %
001-110-511-10210	FICA TAXES	14,239.00	7,602.00	6,637.00	53.4 %	7,684.00	54.16 %
001-110-511-10220	RETIREMENT CONTRIBUTIONS	22,335.00	12,354.00	9,981.00	55.3 %	12,439.00	55.90 %
001-110-511-10230	LIFE & HEALTH INSURANCE	30,153.00	11,250.00	18,903.00	37.3 %	10,203.00	56.74 %
001-110-511-30343	PROFESSIONAL SERVICES	20,218.00	20,218.00	-	100.0 %	14,400.00	44.73 %
001-110-511-30390	CONTINGENCIES-RESERVES	4,000.00	200.00	3,800.00	5.0 %	-	0
001-110-511-30434	SENIOR SERVICES	10,000.00	1,874.00	8,126.00	18.7 %	-	0
001-110-511-30436	COMMUNITY OUTREACH	-	-	-	0	19,499.00	97.25 %
001-110-511-30437	COMMUNITY EVENTS	22,400.00	12,300.00	10,100.00	54.9 %	-	0
001-110-511-30491	OTHER EXPENSES	13,782.00	12,000.00	1,782.00	87.1 %	10,004.00	53.41 %
001-110-511-31000	OTHER OPERATING IT SUPPORT	9,500.00	5,542.00	3,958.00	58.3 %	4,900.00	58.33 %
001-110-511-80820	AID TO PRIVATE ORGANIZATIONS	63,000.00	62,800.00	200.00	99.7 %	50,238.00	98.50 %
001-110-519-30500	LEGAL ADS & RECORDINGS	3,200.00	-	3,200.00	0	-	0
001-110-552-60620	CHAMBER BUILDING IMPROVEMENTS	5,000.00	-	5,000.00	0	-	0
	TOTAL CITY COMMISSION	403,955.00	249,090.00	154,865.00	62.0-%	233,026.00	61.00-%
CITY MANAGER							
001-160-512-10110	SALARIES & WAGES	110,000.00	62,143.00	47,857.00	56.5 %	106,359.00	67.22 %
001-160-512-10120	REGULARY SALARIES & WAGES	40,000.00	1,893.00	38,107.00	4.7 %	39,246.00	99.57 %
001-160-512-10210	FICA TAXES	12,011.00	4,853.00	7,158.00	40.4 %	8,891.00	69.71 %
001-160-512-10220	RETIREMENT CONTRIBUTIONS	18,840.00	7,833.00	11,007.00	41.6 %	16,472.00	72.58 %
001-160-512-10230	LIFE & HEALTH INSURANCE	25,434.00	16,685.00	8,749.00	65.6 %	4,063.00	46.20 %
001-160-512-30341	CONTRACTUAL SERVICES	9,000.00	5,791.00	3,209.00	64.3 %	18,751.00	59.01 %
001-160-512-30343	PROFESSIONAL SERVICES	3,500.00	3,443.00	57.00	98.4 %	-	0
001-160-512-30402	TRAVEL EXPENSE	1,500.00	-	1,500.00	0	-	0
001-160-512-30403	GAS	4,000.00	3,574.00	426.00	89.3 %	1,961.00	41.18 %
001-160-512-30410	TELEPHONE	8,000.00	4,590.00	3,410.00	57.4 %	3,895.00	44.05 %
001-160-512-30461	REPAIR & MAINTENANCE OFFICE EQ	4,600.00	828.00	3,772.00	18.0 %	-	0
001-160-512-30491	OTHER OPERATING EXPENSE	9,000.00	8,144.00	856.00	90.5 %	6,353.00	86.71 %
001-160-512-30496	CONFERENCE & SEMINARS	2,000.00	1,500.00	500.00	75.0 %	-	0
001-160-512-30511	OFFICE SUPPLIES GENERAL	3,000.00	123.00	2,877.00	4.1 %	1,336.00	56.08 %
001-160-512-31000	OTHER OPERATING EXP - IT SUPPO	9,500.00	5,542.00	3,958.00	58.3 %	4,900.00	58.33 %
	TOTAL CITY MANAGER	260,385.00	126,942.00	133,443.00	49.0-%	212,227.00	68.00-%

G/L_Acct #	ACCOUNT DESCRIPTION	FY 2023 OPERATING BUDGET	FY 2023 7 MONTHS YTD OPERATING ACTUAL	FY 2023 OPERATING BUDGET BALANCE	FY 2023 7 MONTHS YTD OPERATING 58%	FY 2023 7 MONTHS YTD OPERATING ACTUAL	YTD% 2022
	CITY ATTORNEY						
001-120-514-30341	CONTRACTUAL SERVICES	300,000.00	200,292.00	99,708.00	66.8%	134,694.00	27.72%
001-120-514-30402	TRAVEL	500.00	-	500.00	0	-	0
001-120-514-30491	OTHER OPERATING EXPENSE	500.00	-	500.00	0	84.00	0
001-120-514-31000	OTHER OPERATING EXP - IT SUPPO	-	-	-	0	4,900.00	58.33%
	TOTAL CITY ATTORNEY	301,000.00	200,292.00	100,708.00	67.0%	139,678.00	28.00%
	CITY CLERK						
001-130-519-10110	SALARIES & WAGES	50,000.00	31,360.00	18,640.00	62.7%	30,046.00	58.08%
001-130-519-10210	FICA TAXES	3,825.00	2,472.00	1,353.00	64.6%	2,371.00	57.96%
001-130-519-10220	RETIREMENT CONTRIBUTIONS	6,000.00	3,702.00	2,298.00	61.7%	3,302.00	55.91%
001-130-519-10230	LIFE & HEALTH INSURANCE	8,100.00	1,052.00	7,048.00	13.0%	1,042.00	48.84%
001-130-519-30341	CONTRACTUAL SERVICES	2,500.00	13.00	2,487.00	0.5	-	0
001-130-519-30343	PROFESSIONAL SERVICES	3,000.00	(185.00)	3,185.00	6.2%	175.00	8.27%
001-130-519-30402	TRAVEL EXPENSE	1,000.00	-	1,000.00	0	-	0
001-130-519-30410	TELEPHONE	5,500.00	3,924.00	1,576.00	71.4%	2,664.00	41.64%
001-130-519-30461	REPAIR & MAINT - OFFICE EQUIPM	2,000.00	198.00	1,802.00	9.9%	-	0
001-130-519-30491	OTHER OPERATING EXPENSE	7,000.00	4,878.00	2,122.00	69.7%	2,654.00	96.26%
001-130-519-30493	TRAINING	600.00	(550.00)	1,150.00	91.7%	-	0
001-130-519-30500	LEGAL ADS AND RECORDING FEES	5,000.00	-	5,000.00	0	320.00	13.35%
001-130-519-30511	OFFICE SUPPLIES-GENERAL	600.00	137.00	463.00	22.8%	447.00	62.08%
001-130-519-31000	OTHER OPERATING EXP - IT SUPPO	5,000.00	2,917.00	2,083.00	58.3%	2,917.00	58.33%
	TOTAL CITY CLERK	100,125.00	49,918.00	50,207.00	50.0%	45,937.00	53.00%
	NON-DEPARTMENTAL						
001-001-519-10272	INVESTMENT EXPENSE	1,020.00	-	1,020.00	0	-	0
001-001-519-30320	ACCOUNTING & AUDITING SERVICES	35,357.00	12,800.00	22,557.00	36.2%	8,000.00	24.31%
001-001-519-30341	CONTRACTUAL SERVICES	26,000.00	314.00	25,686.00	1.2%	12,875.00	22.61%
001-001-519-30342	RECORDING OF THE COMMISSION MT	43,500.00	20,000.00	23,500.00	46.0%	24,500.00	56.32%
001-001-519-30343	PROFESSIONAL SERVICES	3,178.00	156.00	3,022.00	4.9%	85.00	2.67%
001-001-519-30391	RESERVES - FUNDING OF RESTRICT	400.00	-	400.00	0	394.00	98.45%
001-001-519-30410	TELEPHONE	1,924.00	1,449.00	475.00	75.3%	272.00	14.11%
001-001-519-30440	SUMMER YOUTH WORK PROGRAM	24,000.00	-	24,000.00	0	-	0
001-001-519-30451	INSURANCE	575,000.00	552,398.00	22,602.00	96.1%	291,321.00	57.48%
001-001-519-30462	REPAIR & MAINT. - EQUIPMENT &	4,000.00	999.00	3,001.00	25.0%	-	0
001-001-519-30465	COPIER PAYMENT	1,898.00	451.00	1,447.00	23.7%	1,108.00	56.87%
001-001-519-30490	INTEREST EXPENSE	3,083.00	-	3,083.00	0	-	0
001-001-519-30491	OTHER OPERATING EXPENSE	47,750.00	44,962.00	2,788.00	94.2%	28,095.00	87.46%
001-001-519-30512	POSTAGE	5,599.00	3,594.00	2,005.00	64.2%	2,464.00	45.43%

G/L_Acct #	ACCOUNT DESCRIPTION	FY 2023 OPERATING BUDGET	FY 2023 7 MONTHS YTD OPERATING ACTUAL	FY 2023 OPERATING BUDGET BALANCE	FY 2023 7 MONTHS YTD OPERATING 58%	FY 2022 7 MONTHS YTD OPERATING ACTUAL	YTD% 2022
001-001-519-70730	TRANSFER DEBT SVC CAP IMP BOND	361,663.00	210,000.00	151,663.00	58.1 %	211,477.00	58.26 %
001-001-519-70731	HONEYWELL LOAN PRINCIPAL	17,117.00	8,460.00	8,657.00	49.4 %	9,373.00	48.28 %
001-001-519-70732	HONEYWELL LOAN INTEREST	598.00	397.00	201.00	66.4 %	837.00	31.27 %
001-001-519-90000	TRANSFER TO INTERNAL SERVICE F	5,000.00	2,917.00	2,083.00	58.3 %	2,254.00	58.33 %
001-001-552-30645	GRA TIF: ECONOMIC ENVIRON	328,678.00	328,544.00	134.00	100.0 %	207,164.00	99.96 %
	TOTAL NON-DEPARTMENTAL	1,485,765.00	1,187,441.00	298,324.00	80.0-%	795,711.00	64.00-%
	PERSONNEL						
001-260-513-10110	EXE SALARIES & WAGES	65,000.00	36,791.00	28,209.00	56.6 %	32,097.00	71.53 %
001-260-513-10120	REGULAR SALARIES & WAGES	89,044.00	51,097.00	37,947.00	57.4 %	14,246.00	39.57 %
001-260-513-10130	OTHER SALARIES & WAGES - P/T	-	-	-	0	(118.00)	26.19-%
001-260-513-10210	FICA TAXES	11,784.00	6,137.00	5,647.00	52.1 %	3,349.00	47.07 %
001-260-513-10220	RETIREMENT CONTRIBUTIONS	18,485.00	10,443.00	8,042.00	56.5 %	5,286.00	55.81 %
001-260-513-10230	LIFE & HEALTH INSURANCE	24,955.00	16,124.00	8,831.00	64.6 %	3,698.00	42.29 %
001-260-513-30314	PSYCHIATRIC EVALUATIONS	4,000.00	2,160.00	1,840.00	54.0 %	2,400.00	61.57 %
001-260-513-30315	EMPLOYEE QUALITY OF LIFE	5,000.00	2,494.00	2,506.00	49.9 %	-	0
001-260-513-30341	CONTRACTUAL SERVICES	12,057.00	2,667.00	9,390.00	22.1 %	10,471.00	48.92 %
001-260-513-30343	PROFESSIONAL SERVICES	14,000.00	3,004.00	10,996.00	21.5 %	5,779.00	33.02 %
001-260-513-30402	TRAVEL EXPENSE	500.00	-	500.00	0	62.00	9.17 %
001-260-513-30410	TELEPHONE	7,200.00	5,160.00	2,040.00	71.7 %	3,424.00	41.28 %
001-260-513-30461	REPAIR AND MAINTENANCE OFFICE	500.00	165.00	335.00	32.9 %	-	0
001-260-513-30491	OTHER OPERATING EXPENSE	500.00	215.00	285.00	42.9 %	489.00	24.47 %
001-260-513-30493	TRAINING	1,500.00	50.00	1,450.00	3.3 %	-	0
001-260-513-30511	OFFICE SUPPLIES GENERAL	750.00	421.00	329.00	56.1 %	-	0
001-260-513-31000	OTHER OPERATING EXP - IT SUPPO	9,500.00	5,542.00	3,958.00	58.3 %	4,900.00	58.33 %
	TOTAL PERSONNEL	264,775.00	142,470.00	122,305.00	54.0-%	86,084.00	48.00-%
	FINANCE						
001-271-513-10110	EXE SALARIES & WAGES	26,250.00	14,273.00	11,977.00	54.4 %	14,868.00	57.00 %
001-271-513-10120	REGULAR SALARIES & WAGES	66,318.00	26,877.00	39,441.00	40.5 %	27,907.00	56.36 %
001-271-513-10140	OVERTIME	500.00	-	500.00	0	98.00	9.07 %
001-271-513-10210	FICA TAXES	7,120.00	2,926.00	4,194.00	41.1 %	3,059.00	56.44 %
001-271-513-10220	RETIREMENT CONTRIBUTIONS	11,168.00	4,889.00	6,285.00	43.7 %	4,816.00	54.99 %
001-271-513-10230	LIFE & HEALTH INSURANCE	15,077.00	6,927.00	8,150.00	45.9 %	5,988.00	53.56 %
001-271-513-30343	PROFESSIONAL SERVICES	19,000.00	15,392.00	3,608.00	81.0 %	16,704.00	95.98 %
001-271-513-30402	TRAVEL EXPENSE	1,500.00	-	1,500.00	0	-	0
001-271-513-30410	TELEPHONE	5,500.00	4,035.00	1,465.00	73.4 %	2,561.00	36.49 %
001-271-513-30440	EQUIPMENT RENTAL	3,100.00	188.00	2,912.00	6.1 %	-	0
001-271-513-30461	REPAIR & MAINT OFFICE EQUIPMEN	2,500.00	321.00	2,179.00	12.8 %	-	0

G/L_Acct #	ACCOUNT DESCRIPTION	FY 2023 OPERATING BUDGET	FY 2023 7 MONTHS YTD OPERATING ACTUAL	FY 2023 OPERATING BUDGET BALANCE	FY 2023 7 MONTHS YTD OPERATING 58%	FY 2022 7 MONTHS YTD OPERATING ACTUAL	YTD% 2022
001-271-513-30465	COPIER LEASE	1,200.00	451.00	749.00	37.6%	-	0
001-271-513-30491	OTHER OPERATING EXPENSE	1,000.00	724.00	276.00	72.4%	1,783.00	68.71%
001-271-513-30493	TRAINING	2,500.00	-	2,500.00	0	-	0
001-271-513-30511	OFFICE SUPPLIES GENERAL	7,700.00	4,766.00	2,934.00	61.9%	4,940.00	61.57%
001-271-513-30521	OPERATING SUPPLIES	1,500.00	694.00	806.00	46.3%	1,055.00	94.55%
001-271-513-31000	OTHER OPERATING EXP - IT SUPPO	9,500.00	5,542.00	3,958.00	58.3%	4,900.00	58.33%
	TOTAL FINANCE	181,433.00	87,999.00	93,434.00	49.0%	88,680.00	58.00%
	GENERAL SERVICES ADM						
001-276-513-10110	EXE SALARY & WAGES	50,000.00	28,428.00	21,572.00	56.9%	37,918.00	56.14%
001-276-513-10120	REGULAR SALARIES & WAGES	3,825.00	-	3,825.00	0	-	0
001-276-513-10140	OVERTIME	6,000.00	2,077.00	3,923.00	34.6%	2,991.00	50.53%
001-276-513-10210	FICA	7,850.00	3,346.00	4,504.00	42.6%	4,247.00	49.32%
001-276-513-10220	RETIREMENT	8,100.00	4,079.00	4,021.00	50.4%	1,272.00	43.62%
001-276-513-10230	LIFE & HEALTH INSURANCE	75,775.00	37,930.00	37,845.00	50.0%	46,427.00	50.00%
	TOTAL GEN SERVICES ADM						
	LAW ENFORCEMENT ADM						
001-210-521-10110	EXE SALARIES & WAGES	75,000.00	42,368.00	32,632.00	56.5%	35,231.00	51.19%
001-210-521-10120	REGULAR SALARIES & WAGES	253,720.00	112,946.00	140,774.00	44.5%	106,274.00	56.52%
001-210-521-10130	OTHER SALARIES & WAGES	1,000.00	608.00	392.00	60.8%	225.00	25.62%
001-210-521-10140	OVERTIME	1,000.00	701.00	299.00	70.1%	103.00	20.51%
001-210-521-10150	SPEC PAY-INCENTIVE,HOL,LY BUYB	800.00	-	800.00	0	-	0
001-210-521-10210	FICA TAXES	25,323.00	11,606.00	13,717.00	45.8%	10,713.00	55.41%
001-210-521-10220	RETIREMENT CONTRIBUTIONS	39,722.00	33,001.00	6,721.00	83.1%	27,024.00	42.07%
001-210-521-10230	LIFE & HEALTH INSURANCE	53,415.00	19,981.00	33,434.00	37.4%	11,745.00	48.88%
001-210-521-30341	CONTRACTUAL SERVICES	18,000.00	3,059.00	14,941.00	17.0%	15,148.00	29.17%
001-210-521-30402	TRAVEL EXPENSE	1,500.00	-	1,500.00	0	345.00	23.40%
001-210-521-30403	GAS & DIESEL	11,300.00	11,162.00	138.00	98.8%	3,154.00	25.36%
001-210-521-30404	OIL & GREASE	850.00	-	850.00	0	-	0
001-210-521-30405	TIRES	110.00	-	110.00	0	-	0
001-210-521-30406	VEHICLE PARTS ONLY	250.00	-	250.00	0	-	0
001-210-521-30407	VEHICLE REPAIRS	500.00	-	500.00	0	39.00	3.57%
001-210-521-30410	TELEPHONE	56,000.00	30,311.00	25,689.00	54.1%	35,891.00	60.61%
001-210-521-30430	UTILITIES	8,000.00	4,647.00	3,353.00	58.1%	4,622.00	50.56%
001-210-521-30464	REPAIRS & MAINTENANCE-RADIO	1,000.00	-	1,000.00	0	-	0
001-210-521-30491	OTHER OPERATING EXPENSE	4,946.00	381.00	4,565.00	7.7%	2,106.00	44.36%
001-210-521-30492	INVESTIGATIVE FUNDS	1,500.00	-	1,500.00	0	16.00	18.46%
001-210-521-30493	TRAINING	1,000.00	-	1,000.00	0	-	0

G/L ACCT #	ACCOUNT DESCRIPTION	FY 2023 OPERATING BUDGET	FY 2023 7 MONTHS YTD OPERATING ACTUAL	FY 2023 OPERATING BUDGET BALANCE	FY 2023 7 MONTHS YTD OPERATING 58%	FY 2022 7 MONTHS YTD OPERATING ACTUAL	YTD% 2022
001-210-521-30494	Software License	17,300.00	16,971.00	329.00	98.1%	20,000.00	60.00%
001-210-521-30511	OFFICE SUPPLIES-GENERAL	20,700.00	5,014.00	15,686.00	24.2%	11,643.00	60.34%
001-210-521-30521	OPERATING MATERIALS & SUPPLIES	2,000.00	147.00	1,853.00	7.4%	1,595.00	77.91%
001-210-521-30522	OPERATING SUPPLIES-UNIFORMS	500.00	-	500.00	0	-	0
001-210-521-30540	PUBLICATIONS, SUBSCRIP. & MEMB	1,000.00	-	1,000.00	0	-	0
001-210-521-31000	OTHER OPERATING EXP - IT SUPPO	9,500.00	5,542.00	3,958.00	58.3%	4,900.00	58.33%
001-210-521-60641	OFFICE FURNITURE & EQUIPMENT	1,500.00	-	1,500.00	0	110.00	2.25%
	TOTAL LAW ENFORCEMENT ADM	607,436.00	298,445.00	308,991.00	49.0%	290,886.00	50.00%
	LAW ENFORCEMENT OPERATIONS						
001-220-521-10120	REGULAR SALARIES & WAGES	1,539,336.00	842,083.00	697,253.00	54.7%	890,613.00	58.69%
001-220-521-10130	OTHER SALARIES & WAGES - P/T	20,000.00	6,745.00	13,255.00	33.7%	33,777.00	64.32%
001-220-521-10140	OVERTIME	100,000.00	89,900.00	10,100.00	89.9%	74,505.00	55.68%
001-220-521-10150	SPEC PAY-INCENTIVE,HOL, LV BUY	15,266.00	14,128.00	1,138.00	92.5%	7,735.00	56.74%
001-220-521-10210	FICA TAXES	128,107.00	69,981.00	58,126.00	54.6%	74,752.00	58.85%
001-220-521-10220	RETIREMENT CONTRIBUTIONS	345,750.00	249,446.00	96,304.00	72.1%	219,686.00	71.90%
001-220-521-10230	LIFE & HEALTH INSURANCE	271,286.00	183,844.00	87,442.00	67.8%	165,975.00	55.94%
001-220-521-30341	CONTRACTURAL SERVICES	5,500.00	3,477.00	2,023.00	63.2%	893.00	16.50%
001-220-521-30402	TRAVEL EXPENSE	1,000.00	-	1,000.00	0	278.00	27.84%
001-220-521-30403	GASOLINE & DIESEL	60,000.00	40,513.00	19,487.00	67.5%	29,008.00	44.91%
001-220-521-30404	OIL & GREASE	3,000.00	2,624.00	376.00	87.5%	1,370.00	48.00%
001-220-521-30405	TIRES	5,000.00	2,638.00	2,362.00	52.8%	3,412.00	54.58%
001-220-521-30406	VEHICLE PARTS ONLY	29,000.00	3,351.00	25,649.00	11.6%	13,687.00	52.61%
001-220-521-30407	OTHER AUTO EXPENSE	1,500.00	1,409.00	91.00	94.0%	36.00	0.38
001-220-521-30435	YOUTH DEVELOPMENT ACADEMY & PR	2,000.00	1,586.00	414.00	79.3%	500.00	100.00%
001-220-521-30462	REPAIR & MAINT.-EQUIPMENT & TO	600.00	-	600.00	0	-	0
001-220-521-30464	REPAIR & MAINTENANCE - RADIOS	500.00	-	500.00	0	480.00	96.00%
001-220-521-30491	OTHER OPERATING EXPENSE	50,300.00	29,546.00	20,754.00	58.7%	11,524.00	33.03%
001-220-521-30493	TRAINING	30,000.00	10,777.00	19,223.00	35.9%	8,367.00	85.68%
001-220-521-30494	Software License	8,236.00	8,235.00	1.00	100.0%	-	0
001-220-521-30499	CANINE EXPENSE	500.00	-	500.00	0	(87.00)	30.39%
001-220-521-30511	OFFICE SUPPLIES	1,000.00	-	1,000.00	0	259.00	88.21%
001-220-521-30514	HUMAN INTELLIGENCE - REWARDS	1,000.00	-	1,000.00	0	-	0
001-220-521-30521	OPERATING MATERIALS & SUPPLIES	95,685.00	36,466.00	59,219.00	38.1%	13,554.00	43.34%
001-220-521-30522	OPERATING SUPPLIES - UNIFORMS	50,000.00	45,444.00	4,556.00	90.9%	30,056.00	57.84%
001-220-521-60641	OFFICE FURNITURE & EQUIPMENT	10,608.00	1,848.00	8,760.00	17.4%	134,747.00	98.48%
001-220-521-60642	VEHICLES	123,285.00	56,317.00	66,968.00	45.7%	34,798.00	50.05%
001-220-521-60644	EQUIPMENT	20,000.00	9,586.00	10,414.00	47.9%	14,973.00	90.20%
	TOTAL LAW ENFORCEMENT OPERAT	2,918,459.00	1,709,944.00	1,208,515.00	59.0%	1,764,899.00	61.00%

G/L ACCT #	ACCOUNT DESCRIPTION	FY 2023 OPERATING BUDGET	FY 2023 7 MONTHS YTD OPERATING ACTUAL	FY 2023 OPERATING BUDGET BALANCE	FY 2023 7 MONTHS YTD OPERATING 58%	FY 2022 7 MONTHS YTD OPERATING ACTUAL	YTD% 2022
	FIRE CONTROL ADM						
001-210-522-10110	EXE SALARIES & WAGES	130,000.00	71,850.00	58,150.00	55.3 %	39,908.00	55.86 %
001-210-522-10120	REGULAR SALARIES & WAGES	47,000.00	26,312.00	20,688.00	56.0 %	28,697.00	54.44 %
001-210-522-10150	SPEC PAY-INCENTIVE,HOL,LV BUYB	6,000.00	3,415.00	2,585.00	56.9 %	924.00	46.80 %
001-210-522-10210	FICA TAXES	14,000.00	7,361.00	6,639.00	52.6 %	4,983.00	54.22 %
001-210-522-10220	RETIREMENT CONTRIBUTIONS	21,240.00	19,281.00	1,959.00	90.8 %	7,736.00	53.24 %
001-210-522-10230	LIFE & HEALTH INSURANCE	28,674.00	13,773.00	14,901.00	48.0 %	11,683.00	55.89 %
001-210-522-30410	TELEPHONE	23,923.00	13,002.00	10,921.00	54.3 %	12,718.00	52.81 %
001-210-522-30430	UTILITIES	17,100.00	10,705.00	6,395.00	62.6 %	9,807.00	47.36 %
001-210-522-30461	REPAIR & MAINTENANCE-OFFICE EQ	3,000.00	313.00	2,687.00	10.4 %	-	0
001-210-522-30463	REPAIR & MAINT.-BUILDINGS & GR	10,000.00	3,000.00	7,000.00	30.0 %	4,810.00	51.67 %
001-210-522-30464	REPAIR & MAINTENANCE-RADIO	7,000.00	-	7,000.00	0	-	0
001-210-522-30465	COPIER PAYMENT	1,989.00	751.00	1,238.00	37.8 %	1,108.00	57.01 %
001-210-522-30491	OTHER OPERATING EXPENSE	1,105.00	722.00	383.00	65.3 %	543.00	46.48 %
001-210-522-30494	FIRE PREVENTION AND EDUCATION	8,000.00	2,813.00	5,187.00	35.2 %	3,145.00	68.50 %
001-210-522-30511	OFFICE SUPPLIES-GENERAL	1,000.00	383.00	617.00	38.3 %	170.00	36.37 %
001-210-522-30521	OPERATING MATERIALS & SUPPLIES	2,800.00	484.00	2,316.00	17.3 %	265.00	8.53 %
001-210-522-30522	OPERATING SUPPLIES - UNIFORMS	4,000.00	927.00	3,073.00	23.2 %	1,452.00	39.30 %
001-210-522-31000	OTHER OPERATING EXP -IT SUPPOR	9,500.00	5,542.00	3,958.00	58.3 %	4,900.00	58.33 %
001-210-522-60641	OFFICE FURNITURE & EQUIPMENT	6,000.00	5,440.00	560.00	90.7 %	-	0
	TOTAL FIRE CONTROL ADM	342,331.00	186,074.00	156,257.00	54.0-%	132,847.00	53.00-%
	FIRE CONTROL OPERATIONS						
001-230-522-10120	REGULAR SALARIES & WAGES	933,164.00	492,046.00	441,118.00	52.7 %	528,817.00	56.36 %
001-230-522-10130	OTHER SALARIES & WAGES - P/T	21,300.00	1,244.00	20,056.00	5.8 %	-	0
001-230-522-10140	OVERTIME	75,000.00	20,578.00	54,422.00	27.4 %	54,494.00	60.31 %
001-230-522-10150	SPEC PAY-INCENTIVE,HOL,LV BUYB	29,780.00	21,660.00	8,120.00	72.7 %	9,860.00	52.10 %
001-230-522-10210	FICA TAXES	81,079.00	39,410.00	41,669.00	48.6 %	43,966.00	56.75 %
001-230-522-10220	RETIREMENT CONTRIBUTIONS	301,400.00	183,290.00	118,110.00	60.8 %	175,675.00	61.60 %
001-230-522-10230	LIFE & HEALTH INSURANCE	171,711.00	120,324.00	51,387.00	70.1 %	110,085.00	55.67 %
001-230-522-30345	VOLUNTEER FIREFIGHTER PROGRAM	25,200.00	-	25,200.00	0	-	0
001-230-522-30402	TRAVEL EXPENSE	2,000.00	-	2,000.00	0	-	0
001-230-522-30403	GASOLINE & DIESEL	15,783.00	12,582.00	3,201.00	79.7 %	8,974.00	46.39 %
001-230-522-30404	OIL & GREASE	1,175.00	483.00	692.00	41.1 %	478.00	40.71 %
001-230-522-30405	TIRES	4,000.00	2,314.00	1,686.00	57.8 %	-	0
001-230-522-30406	VEHICLE PARTS ONLY	1,675.00	555.00	1,120.00	33.1 %	603.00	35.99 %
001-230-522-30462	REPAIR & MAINT. - EQUIPMENT &	15,000.00	14,951.00	49.00	99.7 %	8,778.00	55.76 %
001-230-522-30491	OTHER OPERATING EXPENSE	1,603.00	960.00	643.00	59.9 %	107.00	6.65 %

G/L ACCT #	ACCOUNT DESCRIPTION	FY 2023 OPERATING BUDGET	FY 2023 7 MONTHS YTD OPERATING ACTUAL	FY 2023 OPERATING BUDGET BALANCE	FY 2023 7 MONTHS YTD OPERATING 58%	FY 2022 7 MONTHS YTD OPERATING ACTUAL	YTD% 2022
001-230-522-30493	TRAINING	6,000.00	4,052.00	1,948.00	67.5 %	4,731.00	90.98 %
001-230-522-30511	OFFICE SUPPLIES	500.00	52.00	448.00	10.4 %	135.00	31.61 %
001-230-522-30521	OPERATING MATERIALS & SUPPLIES	3,500.00	1,267.00	2,233.00	36.2 %	1,510.00	41.81 %
001-230-522-30522	OPERATING SUPPLIES - UNIFORMS	40,000.00	36,908.00	3,092.00	92.3 %	23,651.00	34.35 %
001-230-522-60644	EQUIPMENT	20,000.00	-	20,000.00	0	25,697.00	100.00 %
	TOTAL FIRE CONTROL OPERATIONS	1,749,870.00	952,676.00	797,194.00	54.0-%	997,561.00	56.00-%
	BUILDING & PLANNING						
001-284-515-10110	EXE SALARIES & WAGES	72,140.00	12,452.00	59,688.00	17.3 %	-	0
001-284-515-10120	REGULAR SALARIES & WAGES	79,075.00	46,552.00	32,523.00	58.9 %	48,379.00	58.03 %
001-284-515-10140	OVERTIME	-	-	-	0	99.00	79.19 %
001-284-515-10210	FICA TAXES	11,568.00	4,152.00	7,416.00	35.9 %	3,381.00	48.50 %
001-284-515-10220	RETIREMENT CONTRIBUTIONS	18,146.00	7,002.00	11,144.00	38.6 %	5,329.00	54.54 %
001-284-515-10230	LIFE & HEALTH INSURANCE	24,497.00	10,552.00	13,945.00	43.1 %	9,475.00	56.17 %
001-284-515-30341	CONTRACTUAL SERVICES	9,500.00	9,400.00	100.00	98.9 %	115,670.00	97.06 %
001-284-515-30343	PROFESSIONAL SERVICES	38,000.00	18,550.00	19,450.00	48.8 %	14,600.00	33.08 %
001-284-515-30402	TRAVEL EXPENSE	1,000.00	-	1,000.00	0	-	0
001-284-515-30403	GAS & DIESEL	700.00	679.00	21.00	97.1 %	47.00	23.67 %
001-284-515-30404	OIL & GREASE	200.00	-	200.00	0	-	0
001-284-515-30405	TIRES	450.00	-	450.00	0	-	0
001-284-515-30406	VEH PARTS ONLY	300.00	-	300.00	0	-	0
001-284-515-30407	VEH REPAIRS	200.00	-	200.00	0	75.00	27.07 %
001-284-515-30410	TELEPHONE	7,000.00	4,822.00	2,178.00	68.9 %	3,232.00	42.98 %
001-284-515-30461	REPAIR & MAINT. OFFICE EQUIPME	2,250.00	1,473.00	777.00	65.5 %	-	0
001-284-515-30491	OTHER OPERATING EXPENSE	3,000.00	2,225.00	775.00	74.2 %	3,578.00	72.57 %
001-284-515-30493	TRAINING	1,500.00	775.00	725.00	51.6 %	885.00	50.54 %
001-284-515-30500	ADVERTISEMENTS	3,600.00	343.00	3,257.00	9.5 %	2,357.00	60.15 %
001-284-515-30511	OFFICE SUPPLIES GENERAL	5,000.00	649.00	4,351.00	13.0 %	3,467.00	50.29 %
001-284-515-31000	OTHER OPERATING EXP - IT SUPPO	9,500.00	5,542.00	3,958.00	58.3 %	4,900.00	58.33 %
	TOTAL BUILDING & PLANNING	287,626.00	125,168.00	162,458.00	44.0-%	215,473.00	67.00-%
	RECREATIONAL ACTIVITY						
001-310-572-10110	EXE SALARIES & WAGES	54,388.00	31,362.00	23,026.00	57.7 %	32,387.00	56.37 %
001-310-572-10120	REGULAR SALARIES & WAGES	210,300.00	127,293.00	83,007.00	60.5 %	143,241.00	57.63 %
001-310-572-10130	OTHER SALARIES & WAGES - P/T	63,440.00	7,489.00	55,951.00	11.8 %	9,600.00	40.86 %
001-310-572-10140	OVERTIME	2,489.00	-	2,489.00	0	687.00	28.53 %
001-310-572-10210	FICA TAXES	25,292.00	11,715.00	13,577.00	46.3 %	13,330.00	55.87 %
001-310-572-10220	RETIREMENT CONTRIBUTIONS	39,375.00	18,540.00	20,835.00	47.1 %	18,772.00	57.55 %
001-310-572-10230	LIFE & HEALTH INSURANCE	53,560.00	37,390.00	16,170.00	69.8 %	31,901.00	54.22 %

G/L_Acct #	ACCOUNT DESCRIPTION	FY 2023 OPERATING BUDGET	FY 2023 7 MONTHS YTD OPERATING ACTUAL	FY 2023 OPERATING BUDGET BALANCE	FY 2023 7 MONTHS YTD OPERATING 58%	FY 2022 7 MONTHS YTD OPERATING ACTUAL	YTD% 2022
001-310-572-30341	CONTRACTUAL SERVICES	7,218.00	7,050.00	168.00	97.7 %	800.00	100.00 %
001-310-572-30402	TRAVEL EXPENSE	1,000.00	-	1,000.00	0	-	0
001-310-572-30403	GAS & DIESEL	10,800.00	6,382.00	4,418.00	59.1 %	6,102.00	38.92 %
001-310-572-30404	OIL & GREASE	1,500.00	415.00	1,085.00	27.6 %	709.00	79.06 %
001-310-572-30405	TIRES	1,600.00	156.00	1,444.00	9.7 %	1,104.00	61.42 %
001-310-572-30406	VEH PARTS ONLY	1,000.00	285.00	715.00	28.5 %	212.00	13.83 %
001-310-572-30407	VEHICLE REPAIRS	1,000.00	255.00	745.00	25.5 %	18.00	1.18 %
001-310-572-30410	TELEPHONE	11,282.00	6,884.00	4,398.00	61.0 %	6,943.00	51.14 %
001-310-572-30440	RENTAL OF EQUIPMENT & BUILDING	1,500.00	170.00	1,330.00	11.3 %	504.00	42.55 %
001-310-572-30441	SWIMMING POOL REPAIRS	7,500.00	30.00	7,470.00	0.4	-	0
001-310-572-30462	REPAIR & MAINT-EQUIPMENT & TOO	3,000.00	794.00	2,206.00	26.5 %	900.00	24.49 %
001-310-572-30491	OTHER OPERATING EXPENSES	16,185.00	16,172.00	13.00	99.9 %	13,250.00	72.49 %
001-310-572-30492	MAINTENANCE OF TANYARD CREEK P	6,500.00	3,869.00	2,631.00	59.5 %	465.00	19.18 %
001-310-572-30493	TRAINING	1,000.00	-	1,000.00	0	-	0
001-310-572-30511	OFFICE SUPPLIES - GENERAL	1,000.00	780.00	220.00	78.0 %	577.00	37.41 %
001-310-572-30521	OPERATING MATERIALS & SUPPLIES	3,500.00	1,648.00	1,852.00	47.1 %	1,050.00	30.83 %
001-310-572-30522	OPERATING SUPPLIES - UNIFORMS	4,000.00	1,531.00	2,469.00	38.3 %	2,440.00	52.49 %
001-310-572-30523	OPERATING SUP - CHEM	4,000.00	2,432.00	1,568.00	60.8 %	1,475.00	44.71 %
001-310-572-30524	SWIMMING POOL SUPPLIES	1,500.00	-	1,500.00	0	-	0
001-310-572-30525	ATHLETIC EQUIPMENT - FOOTBALL	20,000.00	15,815.00	4,185.00	79.1 %	11,213.00	53.90 %
001-310-572-30526	ATHLETIC EQUIP BASEBALL & SOFT	5,000.00	941.00	4,059.00	18.8 %	1,789.00	40.42 %
001-310-572-30528	ATHLETIC EQUIPMENT - BASKETBAL	11,215.00	11,186.00	29.00	99.7 %	4,899.00	81.31 %
001-310-572-30529	ATHLETIC EQUIPMENT - OTHER	3,000.00	1,025.00	1,975.00	34.2 %	110.00	2.35 %
001-310-572-30530	TRACK CLUB	6,000.00	-	6,000.00	0	-	0
001-310-572-30531	ATHLETIC EQUIPMENT - KICKBALL	3,000.00	-	3,000.00	0	-	0
001-310-572-30540	OTHER RECREATIONAL ACTIVITIES	6,300.00	3,831.00	2,469.00	60.8 %	2,693.00	28.44 %
001-310-572-31000	OTHER OPERATING EXP - IT SUPPO	9,500.00	5,542.00	3,958.00	58.3 %	4,900.00	58.33 %
	TOTAL RECREATIONAL ACTIVITY	597,944.00	320,982.00	276,962.00	54.0-%	312,071.00	53.00-%
	PARKS						
001-440-572-10130	OTHER SALARIES & WAGES - P/T	-	-	-	0	(384.00)	0
001-440-572-10210	FICA TAXES	-	-	-	0	(29.00)	0
001-440-572-30341	CONTRACTUAL SERVICES	13,500.00	1,676.00	11,824.00	12.4 %	2,108.00	29.64 %
001-440-572-30391	PARKS & FACILITY	29,515.00	16,176.00	13,339.00	54.8 %	15,269.00	40.08 %
001-440-572-30430	UTILITIES	41,000.00	24,750.00	16,250.00	60.4 %	20,363.00	42.03 %
001-440-572-30440	RENTAL OF EQUIPMENT & BUILDING	100.00	60.00	40.00	60.0 %	-	0
001-440-572-30462	REPAIR & MAINT-EQUIPMENT & TO	2,500.00	424.00	2,076.00	17.0 %	212.00	17.67 %
001-440-572-30463	REPAIR & MAINTENANCE-BLDGS. &	10,810.00	10,736.00	74.00	172.9 %	3,112.00	52.84 %
001-440-572-30491	OTHER OPERATING EXPENSES	2,000.00	1,732.00	268.00	86.6 %	640.00	32.00 %

G/L ACCT #	ACCOUNT DESCRIPTION	FY 2023 OPERATING BUDGET	FY 2023 7 MONTHS YTD OPERATING ACTUAL	FY 2023 OPERATING BUDGET BALANCE	FY 2023 7 MONTHS YTD OPERATING 58%	FY 2022 7 MONTHS YTD OPERATING ACTUAL	YTD% 2022
001-440-572-60642	VEHICLES	30,400.00	-	30,400.00	0	-	0
001-440-572-60644	EQUIPMENT	6,175.00	-	6,175.00	0	4,285.00	80.83 %
	TOTAL PARKS	136,000.00	55,554.00	80,446.00	41.0-%	45,575.00	42.00-%
	PUBLIC WORKS ADM						
001-410-539-10110	EXE SALARIES & WAGES	48,048.00	27,175.00	20,873.00	56.6 %	33,338.00	61.06 %
001-410-539-10120	REGULAR SALARIES & WAGES	23,000.00	13,682.00	9,318.00	59.5 %	12,341.00	54.84 %
001-410-539-10140	OVERTIME	500.00	-	500.00	0	-	0
001-410-539-10210	FICA TAXES	5,473.00	2,938.00	2,535.00	53.7 %	3,254.00	59.12 %
001-410-539-10220	RETIREMENT CONTRIBUTIONS	8,585.00	3,216.00	5,369.00	37.5 %	3,788.00	51.24 %
001-410-539-10230	LIFE & HEALTH INSURANCE	11,590.00	5,678.00	5,912.00	49.0 %	5,549.00	55.29 %
001-410-539-30410	TELEPHONE	7,770.00	4,848.00	2,922.00	62.4 %	3,500.00	45.01 %
001-410-539-30430	UTILITIES	62,000.00	38,716.00	23,284.00	62.4 %	38,107.00	47.93 %
001-410-539-30440	REPAIR & MAINT BUILDING	1,250.00	450.00	800.00	36.0 %	300.00	19.99 %
001-410-539-30491	OTHER OPERATING EXPENSE	4,000.00	3,162.00	838.00	79.0 %	3,317.00	39.24 %
001-410-539-30493	TRAINING	2,000.00	550.00	1,450.00	27.5 %	1,600.00	99.98 %
001-410-539-30511	OFFICE SUPPLIES	400.00	48.00	352.00	12.0 %	254.00	63.48 %
001-410-539-30521	OPERATING MATERIALS & SUPPLIES	3,000.00	58.00	2,942.00	1.9 %	649.00	34.32 %
001-410-539-30522	OPERATING EXPENSE - UNIFORMS	16,000.00	5,043.00	10,957.00	31.5 %	2,971.00	27.21 %
001-410-539-30524	OPERATING SUPPLIES - TOOLS	500.00	-	500.00	0	14.00	2.79 %
001-410-539-31000	OTHER OPERATING EXP - IT SUPPO	9,500.00	5,542.00	3,958.00	58.3 %	4,900.00	58.33 %
	TOTAL PUBLIC WORKS ADM	203,616.00	111,106.00	92,510.00	55.0-%	113,881.00	51.00-%
	ROADS & STREETS						
001-430-541-10110	SALARIES & WAGES	6,864.00	3,882.00	2,982.00	56.6 %	5,477.00	37.54 %
001-430-541-10120	REGULAR SALARIES & WAGES	345,530.00	202,163.00	143,367.00	58.5 %	206,078.00	57.42 %
001-430-541-10140	OVERTIME	8,000.00	5,676.00	2,324.00	71.0 %	2,880.00	45.36 %
001-430-541-10210	FICA TAXES	27,302.00	15,053.00	12,249.00	55.1 %	15,197.00	55.38 %
001-430-541-10220	RETIREMENT CONTRIBUTIONS	42,827.00	23,933.00	18,894.00	55.9 %	22,293.00	54.80 %
001-430-541-10230	LIFE & HEALTH INSURANCE	57,817.00	43,802.00	14,015.00	75.8 %	42,678.00	56.82 %
001-430-541-30341	CONTRACTUAL SERVICES	60,000.00	38,081.00	21,919.00	63.5 %	47,069.00	58.04 %
001-430-541-30403	GASOLINE & DIESEL	64,000.00	40,401.00	23,599.00	63.1 %	34,723.00	42.35 %
001-430-541-30462	REPAIR & MAINT - HEAVY EQUIPME	5,000.00	3,267.00	1,733.00	65.3 %	885.00	46.59 %
001-430-541-30491	OTHER OPERATING EXPENSE	400.00	228.00	172.00	56.9 %	65.00	15.86 %
001-430-541-30521	OPERATING MATERIALS & SUPPLIES	900.00	695.00	205.00	77.3 %	313.00	38.56 %
001-430-541-30524	OPERATING SUPPLIES - SMALL TOO	10,000.00	3,771.00	6,229.00	37.7 %	6,653.00	82.17 %
001-430-541-30530	ROAD MATERIALS & SUPPLIES	87,606.00	28,288.00	59,318.00	32.3 %	29,319.00	29.86 %
001-430-541-60632	RESURF & SIDEWALKS	215,329.00	199,416.00	15,913.00	92.6 %	13,902.00	1.17 %
001-430-541-60634	STORM WATER FACILITIES	5,000.00	-	5,000.00	0	1,329.00	0.2

G/L ACCT #	ACCOUNT DESCRIPTION	FY 2023 OPERATING BUDGET	FY 2023 7 MONTHS YTD OPERATING ACTUAL	FY 2023 OPERATING BUDGET BALANCE	FY 2023 7 MONTHS YTD OPERATING 58%	FY 2022 7 MONTHS YTD OPERATING ACTUAL	YTD% 2022
001-430-541-60642	VEHICLES	38,821.00	-	38,821.00	0	38,821.00	94.27 %
001-430-541-60643	HEAVY EQUIPMENT	-	-	-	0	169,272.00	96.72 %
	TOTAL ROADS & STREETS	975,396.00	608,656.00	366,740.00	62.0-%	636,954.00	22.00-%
	CEMETERIES & GROUNDS						
001-431-542-10120	REGULAR SALARIES & WAGES	109,737.00	63,823.00	45,914.00	58.2 %	59,445.00	56.16 %
001-431-542-10140	OVERTIME	5,936.00	2,161.00	3,775.00	36.4 %	635.00	35.57 %
001-431-542-10210	FICA TAXES	8,502.00	4,693.00	3,809.00	55.2 %	4,224.00	55.86 %
001-431-542-10220	RETIREMENT CONTRIBUTIONS	13,337.00	7,430.00	5,907.00	55.7 %	6,350.00	53.65 %
001-431-542-10230	LIFE & HEALTH INSURANCE	17,737.00	13,631.00	4,106.00	76.8 %	12,334.00	54.98 %
001-431-542-30521	OPERATING SUPPLIES	102.00	22.00	80.00	21.6 %	725.00	90.62 %
	TOTAL CEMETERIES & GROUNDS	155,351.00	91,760.00	63,591.00	59.0-%	83,713.00	56.00-%
	BUILDINGS & GROUNDS						
001-440-519-10120	REGULAR SALARIES & WAGES	191,828.00	95,412.00	96,416.00	49.7 %	100,943.00	53.37 %
001-440-519-10130	OTHER SALARIES & WAGES - PT	1,235.00	-	1,235.00	0	-	0
001-440-519-10140	OVERTIME	14,561.00	2,288.00	12,273.00	15.7 %	837.00	34.02 %
001-440-519-10210	FICA TAXES	23,050.00	6,988.00	16,062.00	30.3 %	7,241.00	52.87 %
001-440-519-10220	RETIREMENT CONTRIBUTIONS	31,162.00	11,156.00	20,006.00	35.8 %	10,700.00	50.15 %
001-440-519-10230	LIFE & HEALTH INSURANCE	40,441.00	20,041.00	20,400.00	49.6 %	19,508.00	50.18 %
001-440-519-30341	CONTRACTUAL SERVICES	20,000.00	7,972.00	12,028.00	39.9 %	27,936.00	96.99 %
001-440-519-30463	REPAIR & MAINT.-BUILDINGS & GR	17,000.00	9,129.00	7,871.00	53.7 %	9,059.00	31.67 %
001-440-519-30491	OTHER OPERATING EXPENSE	9,305.00	1,345.00	7,960.00	14.5 %	1,650.00	27.57 %
	TOTAL BUILDINGS & GROUNDS	348,582.00	154,331.00	194,251.00	44.0-%	177,875.00	54.00-%
	FLEET MAINTENANCE						
001-450-541-10120	REGULAR SALARIES & WAGES	79,095.00	27,551.00	51,544.00	34.8 %	42,536.00	53.78 %
001-450-541-10140	OVERTIME	1,000.00	98.00	902.00	9.8 %	225.00	22.53 %
001-450-541-10210	FICA TAXES	6,127.00	1,639.00	4,488.00	26.8 %	2,952.00	50.50 %
001-450-541-10220	RETIREMENT CONTRIBUTIONS	9,611.00	2,606.00	7,005.00	27.1 %	4,664.00	51.53 %
001-450-541-10230	LIFE & HEALTH INSURANCE	12,975.00	5,969.00	7,006.00	46.0 %	8,446.00	56.51 %
001-450-541-30404	OIL & GREASE	3,000.00	926.00	2,074.00	30.9 %	1,556.00	44.88 %
001-450-541-30405	TIRES	10,985.00	4,872.00	6,113.00	44.3 %	6,143.00	58.58 %
001-450-541-30406	VEH PARTS ONLY	39,197.56	24,104.00	15,093.56	61.5 %	8,880.00	35.51 %
001-450-541-30407	VEHICLE REPAIRS	20,000.00	10,094.00	9,906.00	50.5 %	12,536.00	58.53 %
001-450-541-30491	OTHER OPER EXPENSE	7,500.00	3,236.00	4,264.00	43.2 %	4,594.00	54.04 %
001-450-541-30522	OPERATING SUPPLIES - UNIFORMS	4,000.00	2,323.00	1,677.00	58.1 %	-	0
	TOTAL FLEET MAINT	193,490.56	83,418.00	110,072.56	43.0-%	92,532.00	51.00-%

G/L ACCT #	ACCOUNT DESCRIPTION	FY 2023 OPERATING BUDGET	FY 2023 7 MONTHS YTD OPERATING ACTUAL	FY 2023 OPERATING BUDGET BALANCE	FY 2023 7 MONTHS YTD OPERATING 58%	FY 2022 7 MONTHS YTD OPERATING ACTUAL	YTD% 2022	
	TOTAL GEN FUND EXPENDITURES	11,589,314.56	6,780,196.00	4,809,118.56	59.0%	6,512,038.00	49.00%	
	COMMUNITY REDEVELOPMENT AGENCY							
002-250-552-10110	EXECUTIVE SALARIES & WAGES				0	39,416.00	55.33 %	
002-250-552-10120	REGULAR SALARIES & WAGES	86,235.00	1,266.00	84,969.00	1.5 %	3,406.00	22.70 %	
002-250-552-10210	FICA	6,597.00		6,597.00	0	2,857.00	44.61 %	
002-250-552-10220	RETIREMENT CONTRIBUTIONS	10,348.00		10,348.00	0	4,426.00	44.06 %	
002-250-552-10230	LIFE & HEALTH INSURANCE	13,970.00		13,970.00	0	6,589.00	65.59 %	
002-250-552-30341	CONTRACTUAL SERVICES	4,500.00	3,500.00	1,000.00	77.8 %	3,000.00	45.80 %	
002-250-552-30343	PROFESSIONAL SERVICES	38,200.00	2,725.00	35,475.00	7.1 %	8,973.00	25.17 %	
002-250-552-30390	CONTINGENCIES - TANYARD CREEK	3,700.00		3,700.00	0		0	
002-250-552-30402	TRAVEL EXPENSES	500.00		500.00	0		0	
002-250-552-30403	GAS & DIESEL	250.00		250.00	0		0	
002-250-552-30410	TELEPHONE	2,200.00		2,200.00	0		0	
002-250-552-30490	BANK CHARGES	1,000.00	170.00	830.00	17.0 %	618.00	61.80 %	
002-250-552-30491	OTHER OPERATING EXPENSES	5,000.00	225.00	4,775.00	4.5 %	174.00	3.16 %	
002-250-552-30493	TRAINING	1,000.00		1,000.00	0	562.00	56.22 %	
002-250-552-30496	CONFERENCES & SEMINARS	1,500.00	1,500.00		100.0 %		0	
002-250-552-30500	LEGAL ADS & RECORDINGS	1,500.00		1,500.00	0		0	
002-250-552-30512	POSTAGE	250.00		250.00	0		0	
002-250-552-30521	OPERATING SUPPLIES	7,500.00	1,214.00	6,286.00	16.2 %	1,255.00	16.73 %	
002-250-552-31000	OTHER OPERATING EXPENSE- IT SU	5,000.00	2,917.00	2,083.00	58.3 %	2,333.00	58.33 %	
002-250-552-32000	ADMINISTRATIVE SUPPORT SERVICE	20,000.00	11,674.00	8,326.00	58.4 %	11,674.00	58.36 %	
002-250-552-60000	SENIOR ENERGY EFF PROGRAM	100,000.00		100,000.00	0	21,112.00	21.11 %	
002-250-552-60010	BEAUTIFICATION PROJECTS	1,630.00		1,630.00	0		0	
002-250-552-60040	CRA CATALYST PROJECTS	753,159.00	167,961.00	585,198.00	22.3 %	38,554.00	10.83 %	
002-250-552-60641	OFFICE FURNITURE & EQUIPMENT	1,000.00		1,000.00	0		0	
	TOTAL CRA	1,065,039.00	193,152.00	871,887.00	18.0%	144,950.00	22.00%	
	TOTAL GOVERNMENTAL FUNDS	12,654,353.56	6,973,348.00	5,681,005.56	55.1%	6,656,988.00		
	ENTERPRISE FUND							
	FINANCIAL SERVICES							
400-271-513-10110	EXECUTIVE SALARIES & WAGES	78,750.00	43,449.00	35,301.00	55.2 %	44,604.00	55.66 %	
400-271-513-10120	REGULAR SALARIES & WAGES	198,955.00	79,987.00	118,968.00	40.2 %	84,008.00	57.06 %	
400-271-513-10210	FICA TAXES	21,244.00	8,778.00	12,466.00	41.3 %	9,177.00	45.46 %	
400-271-513-10220	RETIREMENT CONTRIBUTIONS	33,325.00	14,647.00	18,678.00	44.0 %	14,448.00	45.63 %	
400-271-513-10230	LIFE & HEALTH INSURANCE	44,988.00	20,779.00	24,209.00	46.2 %	17,963.00	41.84 %	

G/L ACCT #	ACCOUNT DESCRIPTION	FY 2023 OPERATING BUDGET	FY 2023 7 MONTHS YTD OPERATING ACTUAL	FY 2023 OPERATING BUDGET BALANCE	FY 2023 7 MONTHS YTD OPERATING 58%	FY 2022 7 MONTHS YTD OPERATING ACTUAL	YTD% 2022
400-271-513-30341	CONTRACTUAL SERVICES	3,095.00	1,971.00	1,124.00	63.7 %	1,650.00	32.99 %
400-271-513-31000	OTHER OPERATING EXPENSE- IT SU	5,000.00	2,917.00	2,083.00	58.3 %	-	0
	TOTAL FINANCIAL SERVICES	385,357.00	172,528.00	212,829.00	45.0-%	171,849.00	53.00-%
	CUSTOMER SERVICES						
400-274-513-10110	EXE SALARIES & WAGES	50,540.00	27,287.00	23,253.00	54.0 %	32,097.00	71.53 %
400-274-513-10120	REGULAR SALARIES & WAGES	97,960.00	34,619.00	63,341.00	35.3 %	50,328.00	57.96 %
400-274-513-10140	OVERTIME	3,000.00	-	3,000.00	0	1,979.00	55.61 %
400-274-513-10210	FICA TAXES	11,972.00	4,429.00	7,543.00	37.0 %	6,103.00	63.07 %
400-274-513-10220	RETIREMENT CONTRIBUTION	18,780.00	6,992.00	11,788.00	37.2 %	8,967.00	59.96 %
400-274-513-10230	LIFE & HEALTH INSURANCE	25,353.00	8,584.00	16,769.00	33.9 %	10,078.00	53.67 %
400-274-513-30280	Credit Card Processing Charges	138,134.00	151,993.00	(13,859.00)	110.0 %	89,766.00	61.21 %
400-274-513-30341	CONTRACTUAL SERVICES	4,800.00	4,529.00	271.00	94.4 %	-	0
400-274-513-30410	TELEPHONE	7,000.00	5,201.00	1,799.00	74.3 %	3,449.00	44.74 %
400-274-513-30461	REPAIR & MAINTAIN OFFICE EQUIP	3,600.00	1,892.00	1,708.00	52.6 %	1,108.00	30.39 %
400-274-513-30490	BANK CHARGES	750.00	16.00	734.00	2.1 %	-	0
400-274-513-30491	OTHER OPERATING EXPENSES	6,150.00	6,120.00	30.00	99.5 %	2,249.00	10.67 %
400-274-513-30493	TRAINING	400.00	-	400.00	0	-	0
400-274-513-30495	Over or Under	100.00	10.00	90.00	9.9 %	-	0
400-274-513-30511	OFFICE SUPPLIES-GENERAL	1,300.00	816.00	484.00	62.7 %	185.00	34.98 %
400-274-513-31000	OTHER OPERATING EXPENSE IT SUP	5,000.00	2,917.00	2,083.00	58.3 %	-	0
	TOTAL CUSTOMER SERVICES	374,839.00	255,405.00	119,434.00	68.0-%	206,309.00	57.00-%
	SEWER ADMINISTRATION						
402-520-535-10110	EXE SALARIES & WAGES	19,000.00	8,361.00	10,639.00	44.0 %	8,826.00	44.92 %
402-520-535-10120	REGULAR SALARIES & WAGES	66,921.00	25,733.00	41,188.00	38.5 %	27,176.00	22.98 %
402-520-535-10140	OVERTIME	2,800.00	1,001.00	1,799.00	35.7 %	1,254.00	27.43 %
402-520-535-10210	FICA TAXES	6,787.00	2,496.00	4,291.00	36.8 %	2,630.00	25.53 %
402-520-535-10220	RETIREMENT CONTRIBUTIONS	10,647.00	4,043.00	6,604.00	38.0 %	3,986.00	25.53 %
402-520-535-10230	LIFE & HEALTH INSURANCE	14,373.00	8,718.00	5,655.00	60.7 %	7,975.00	32.20 %
402-520-535-30320	ACCOUNTING & AUDITING SERVICES	12,154.00	4,400.00	7,754.00	36.2 %	2,750.00	22.62 %
402-520-535-30341	CONTRACTUAL SERVICES	11,460.00	11,068.00	392.00	96.6 %	345.00	4.34 %
402-520-535-30343	PROFESSIONAL SERVICES	22,601.00	10,338.00	12,263.00	45.7 %	897.00	5.74 %
402-520-535-30402	TRAVEL EXPENSE	200.00	-	200.00	0	-	0
402-520-535-30403	GAS & DIESEL	200.00	-	200.00	0	-	0
402-520-535-30404	OIL & GREASE	400.00	144.00	256.00	36.0 %	-	0
402-520-535-30405	TIRES	200.00	-	200.00	0	-	0
402-520-535-30410	TELEPHONE	8,000.00	4,721.00	3,279.00	59.0 %	4,120.00	39.93 %
402-520-535-30440	RENTALS & LEASES	345.00	282.00	63.00	81.7 %	123.00	22.28 %

G/L ACCT #	ACCOUNT DESCRIPTION	FY 2023 OPERATING BUDGET	FY 2023 7 MONTHS YTD OPERATING ACTUAL	FY 2023 OPERATING BUDGET BALANCE	FY 2023 7 MONTHS YTD OPERATING 58%	FY 2022 7 MONTHS YTD OPERATING ACTUAL	YTD% 2022
402-520-535-30451	INSURANCE - PROPERTY LIABILITY	56,050.00	43,859.00	12,191.00	78.3 %	32,036.00	70.93 %
402-520-535-30465	COPIER REPAIRS	1,000.00	-	1,000.00	0	-	0
402-520-535-30490	BANK CHARGES	1,000.00	18.00	982.00	1.8 %	-	0
402-520-535-30491	OTHER OPERATING EXPENSE	4,000.00	1,099.00	2,901.00	27.5 %	4,365.00	46.47 %
402-520-535-30511	OFFICE SUPPLIES	300.00	-	300.00	0	103.00	34.33 %
402-520-535-30521	OPERATING SUPPLIES	134.00	35.00	99.00	26.1 %	134.00	99.86 %
402-520-535-30522	OPERATING SUPPLIES - UNIFORMS	249.00	126.00	123.00	50.6 %	124.00	51.73 %
402-520-535-31000	OTHER OPERATING EXP - IT SUPPO	9,500.00	5,542.00	3,958.00	58.3 %	4,900.00	58.33 %
402-520-535-70031	2020A BOND DEBT SERVICE PRINCI	101,179.00	101,179.00	-	100.0 %	99,117.00	100.00 %
402-520-535-70032	2020A BOND DEBT SERVICE INTERE	16,291.00	16,291.00	-	100.0 %	18,353.00	100.00 %
402-520-535-70111	2020B BOND DEBT SERVICE PRINCI	-	-	-	0	13,705.00	100.00 %
402-520-535-70112	2020B BOND DEBT SERVICE INTERE	-	-	-	0	10,822.00	658.15 %
402-520-535-70113	2021 BOND DEBT SERVICE PRINCI	30,123.00	30,123.00	-	100.0 %	14,877.00	100.00 %
402-520-535-70114	2021 BOND DEBT SERVICE INTERES	8,718.00	8,718.00	-	100.0 %	4,544.00	100.00 %
402-520-535-70731	HONEYWELL LOAN PRINCIPAL	46,216.00	22,843.00	23,373.00	49.4 %	25,308.00	49.47 %
402-520-535-70732	HONEYWELL LOAN INTEREST	1,615.00	1,072.00	543.00	66.4 %	2,261.00	56.72 %
402-520-535-70733	DEBT SERVICE SRL 641090 PRINCI	12,979.00	6,455.00	6,524.00	49.7 %	6,319.00	49.73 %
402-520-535-70734	DEBT SERVICE SRL 641090 INTERE	4,977.00	2,523.00	2,454.00	50.7 %	2,659.00	50.64 %
402-520-535-70735	DEBT SERVICE SRL 200100 PRINCI	23,752.00	11,840.00	11,912.00	49.8 %	11,698.00	49.84 %
402-520-535-70736	DEBT SERVICE SRL 200100 INTERE	14,452.00	1,762.00	12,690.00	12.2 %	1,904.00	50.94 %
402-520-535-70742	DEBT SERVICE SOLAR ARRAY INT	1,100.00	-	1,100.00	0	-	0
402-520-535-90990	TRANSFER OF PROFIT	111,517.00	65,052.00	46,465.00	58.3 %	63,590.00	17.75 %
402-520-535-91000	BUSINESS ACTIVITY SHARED EXP	61,528.00	35,891.00	25,637.00	58.3 %	31,803.00	58.33 %
	TOTAL SEWER ADM	682,768.00	435,733.00	247,035.00	64.0-%	408,706.00	40.00-%
	SEWER TREATMENT						
402-531-535-30341	CONTRACTUAL SERVICES	901,000.00	569,602.00	331,398.00	63.2 %	528,880.00	66.72 %
402-531-535-30430	UTILITIES	176,500.00	102,259.00	74,241.00	57.9 %	106,866.00	47.08 %
402-531-535-30466	REPAIR & MAINTENANCE - PLANT	3,000.00	425.00	2,575.00	14.2 %	1,958.00	97.91 %
402-531-535-30491	OTHER OPERATING EXPENSE	5,500.00	5,500.00	-	100.0 %	1,527.00	38.16 %
	TOTAL SEWER TREATMENT	1,086,000.00	677,786.00	408,214.00	62.0-%	639,230.00	62.00-%
	SEWER DISTRIBUTION						
402-540-535-10120	REGULAR SALARIES & WAGES	86,314.00	46,064.00	40,250.00	53.4 %	44,886.00	54.52 %
402-540-535-10140	OVERTIME	7,000.00	6,039.00	961.00	86.3 %	3,460.00	46.44 %
402-540-535-10210	FICA TAXES	7,139.00	3,680.00	3,459.00	51.6 %	3,394.00	49.53 %
402-540-535-10220	RETIREMENT CONTRIBUTIONS	11,198.00	5,494.00	5,704.00	49.1 %	4,632.00	52.03 %
402-540-535-10230	LIFE & HEALTH INSURANCE	15,117.00	14,051.00	1,066.00	93.0 %	13,257.00	56.12 %
402-540-535-30312	ENGINEERING STUDY	-	-	-	0	-	0

CITY OF QUINCY, FL
 OPERATING EXPENSES FOR THE SEVEN (7) MONTHS ENDED APRIL 30, 2023 - BUDGET TO ACTUAL

G/L ACCT #	ACCOUNT DESCRIPTION	FY 2023 OPERATING BUDGET	FY 2023 7 MONTHS YTD OPERATING ACTUAL	FY 2023 OPERATING BUDGET BALANCE	FY 2023 7 MONTHS YTD OPERATING 58%	FY 2022 7 MONTHS YTD OPERATING ACTUAL	YTD% 2022
402-540-535-30341	CONTRACTUAL SERVICES	2,900.00	2,900.00	-	100.0%	-	0
402-540-535-30401	AUTO EXPENSE	500.00	-	500.00	0	-	0
402-540-535-30403	GASOLINE & DIESEL	2,700.00	2,231.00	469.00	82.6%	1,532.00	43.38%
402-540-535-30404	OIL & GREASE	1,197.00	-	1,197.00	0	-	0
402-540-535-30405	TIRES	1,382.00	24.00	1,358.00	1.7%	344.00	90.04%
402-540-535-30406	AUTO PARTS	1,075.00	753.00	322.00	70.1%	124.00	11.49%
402-540-535-30407	VEHICLE REPAIRS-PARTS AND LABO	6,100.00	5,841.00	259.00	95.8%	(14.00)	0.39
402-540-535-30462	REPAIR & MAINT.-EQUIPMENT & TO	1,640.00	1,259.00	381.00	76.8%	967.00	53.97%
402-540-535-30467	MAINTENANCE OF MAINS & LINES	48,000.00	4,308.00	43,692.00	9.0%	21,019.00	38.54%
402-540-535-30491	OTHER OPERATING EXPENSE	300.00	-	300.00	0	196.00	72.16%
402-540-535-30521	OPERATING SUPPLIES	244.00	53.00	191.00	21.7%	170.00	69.50%
402-540-535-30522	OPERATING SUPPLIES - UNIFORMS	2,206.00	1,133.00	1,073.00	51.4%	1,118.00	50.67%
402-540-535-60642	VEHICLE - TRUCKS	45,529.00	-	45,529.00	0	-	0
402-540-535-60644	EQUIPMENT	130,500.00	27,235.00	103,265.00	20.9%	-	0
402-540-535-60646	EQUIPMENT - FIBER OPTIC SYSTEM	-	-	-	0	29,201.00	91.44%
	TOTAL SEWER DISTRIBUTION	371,041.00	121,065.00	249,976.00	34.0%	124,284.00	44.00%
	TOTAL SEWER FUND	2,139,809.00	1,234,584.00	905,225.00	47.0%	1,695,329.00	46.00%
	ELECTRIC ADMINISTRATION						
403-520-531-10110	EXE SALARIES & WAGES	87,277.00	15,924.00	71,353.00	18.2%	59,362.00	49.33%
403-520-531-10120	REGULAR SALARIES & WAGES	43,794.00	26,354.00	17,440.00	60.2%	38,552.00	62.46%
403-520-531-10140	OVERTIME	1,000.00	262.00	738.00	26.2%	1,801.00	53.77%
403-520-531-10210	FICA TAXES	10,103.00	3,320.00	6,783.00	32.9%	6,427.00	45.78%
403-520-531-10220	RETIREMENT CONTRIBUTIONS	15,848.00	4,864.00	10,984.00	30.7%	11,220.00	52.42%
403-520-531-10230	LIFE & HEALTH INSURANCE	21,395.00	6,027.00	15,368.00	28.2%	9,528.00	58.03%
403-520-531-30320	ACCOUNTING & AUDITING SERVICES	26,518.00	9,600.00	16,918.00	36.2%	6,000.00	22.62%
403-520-531-30341	CONTRACTUAL SERVICES	50,000.00	33,779.00	16,221.00	67.6%	35,604.00	43.43%
403-520-531-30343	PROFESSIONAL SERVICES	21,000.00	20,167.00	833.00	96.0%	10,384.00	47.58%
403-520-531-30370	PURCHASED ELECTRIC	9,690,752.00	4,298,353.00	5,392,399.00	44.4%	4,061,837.00	53.12%
403-520-531-30391	TRANSFER TO RESERVES	129,188.00	-	129,188.00	0	-	0
403-520-531-30402	TRAVEL EXPENSE	2,000.00	1,150.00	850.00	57.5%	-	0
403-520-531-30403	GASOLINE & DIESEL	25,000.00	13,049.00	11,951.00	52.2%	12,564.00	49.08%
403-520-531-30404	OIL & GREASE	250.00	42.00	208.00	17.0%	97.00	38.80%
403-520-531-30405	TIRES	400.00	142.00	258.00	35.5%	-	0
403-520-531-30406	VEHICLE PARTS ONLY	500.00	70.00	430.00	14.1%	-	0
403-520-531-30407	VEHICLE REPAIRS	200.00	-	200.00	0	-	0
403-520-531-30410	TELEPHONE	7,000.00	4,175.00	2,825.00	59.6%	3,998.00	62.64%
403-520-531-30440	RENTALS/LEASES	6,700.00	282.00	6,418.00	4.2%	123.00	1.71%

G/L ACCT #	ACCOUNT DESCRIPTION	FY 2023 OPERATING BUDGET	FY 2023 7 MONTHS YTD OPERATING ACTUAL	FY 2023 OPERATING BUDGET BALANCE	FY 2023 7 MONTHS YTD OPERATING 58%	FY 2023 7 MONTHS YTD OPERATING ACTUAL	YTD% 2022
403-520-531-30451	INSURANCE - PROPERTY LIABILITY	205,000.00	169,172.00	35,828.00	82.5 %	123,569.00	73.47 %
403-520-531-30462	REPAIR & MAINT-EQUIPMENT & TO	3,000.00	327.00	2,673.00	10.9 %	-	0
403-520-531-30465	COPIER PAYMENT	2,000.00	-	2,000.00	0	-	0
403-520-531-30491	OTHER OPERATING EXPENSE	10,415.00	6,114.00	4,301.00	58.7 %	3,018.00	16.58 %
403-520-531-30493	TRAINING	14,025.00	6,481.00	7,544.00	46.2 %	2,414.00	16.80 %
403-520-531-30500	LEGAL ADS & RECORDING	2,110.00	315.00	1,795.00	14.9 %	855.00	50.27 %
403-520-531-30511	OFFICE SUPPLIES	574.00	445.00	129.00	77.6 %	95.00	16.59 %
403-520-531-30512	POSTAGE	26,300.00	508.00	25,792.00	1.9 %	15,631.00	52.76 %
403-520-531-30521	OPERATING SUPPLIES	1,134.00	636.00	498.00	56.1 %	248.00	57.23 %
403-520-531-30522	OPERATING SUPPLIES - UNIFORMS	768.00	677.00	91.00	88.1 %	373.00	48.51 %
403-520-531-30540	DUES, PUBLICATION, & MEMBERSHI	46,000.00	28,143.00	17,857.00	61.2 %	28,088.00	67.15 %
403-520-531-30580	STATE ASSESSMENT TAXES	2,401.00	1,639.00	762.00	68.2 %	1,371.00	48.95 %
403-520-531-30591	UNCLAIMED PROPERTY UTILITY REF	5,000.00	982.00	4,018.00	19.6 %	3,488.00	69.75 %
403-520-531-30646	ECONOMIC DEVELOPMENT INITIATIV	47,000.00	1,430.00	45,570.00	3.0 %	15,000.00	3.02 %
403-520-531-31000	OTHER OPERATING EXP - IT SUPPO	33,988.00	32,401.00	1,587.00	95.3 %	9,800.00	58.33 %
403-520-531-70031	2020A BOND DEBT SERVICE PRNCI	202,358.00	202,358.00	-	100.0 %	198,233.00	100.00 %
403-520-531-70032	2020A BOND DEBT SERVICE INTERE	32,582.00	32,582.00	-	100.0 %	36,706.00	99.99 %
403-520-531-70111	2020B BOND DEBT SERVICE PRNCI	-	-	-	0	54,308.00	100.00 %
403-520-531-70112	2020B BOND DEBT SERVICE INTERE	-	-	-	0	50,766.00	279.76 %
403-520-531-70113	2021 BOND DEBT SERVICE PRINCIP	141,346.00	141,346.00	-	100.0 %	69,807.00	100.00 %
403-520-531-70114	2021 BOND DEBT SERVICE INTERES	40,909.00	40,909.00	-	100.0 %	21,321.00	100.00 %
403-520-531-90990	TRANSFER OF PROFIT	4,651,069.00	2,713,124.00	1,937,945.00	58.3 %	2,522,392.00	58.70 %
403-520-531-90993	INTERFUND TRANSFER TO SEWER	-	-	-	0	7,168.00	58.33 %
403-520-531-90994	INTERFUND TRANSFER TO WATER	-	-	-	0	5,606.00	58.33 %
403-520-531-91000	BUSINESS ACTIVITY SHARED EXP	463,710.00	270,498.00	193,212.00	58.3 %	239,685.00	58.33 %
	TOTAL ELECTRIC ADM	16,070,614.00	8,087,647.00	7,982,967.00	50.0-%	7,677,441.00	54.00-%
	ELECTRIC DISTRIBUTION						
403-591-531-10120	REGULAR SALARIES & WAGES	310,121.00	226,852.00	83,269.00	73.1 %	241,850.00	60.24 %
403-591-531-10140	OVERTIME	18,500.00	5,247.00	13,253.00	28.4 %	9,918.00	54.73 %
403-591-531-10210	FICA TAXES	25,140.00	16,533.00	8,607.00	65.8 %	18,160.00	60.22 %
403-591-531-10220	RETIREMENT CONTRIBUTIONS	39,435.00	26,301.00	13,134.00	66.7 %	25,862.00	54.56 %
403-591-531-10230	LIFE & HEALTH INSURANCE	53,237.00	53,037.00	200.00	99.6 %	47,039.00	54.84 %
403-591-531-30341	CONTRACTUAL SERVICES	50,000.00	-	50,000.00	0	-	0
403-591-531-30403	GASOLINE & DIESEL	23,186.00	19,014.00	4,172.00	82.0 %	7,232.00	40.09 %
403-591-531-30404	OIL & GREASE	2,272.00	1,569.00	703.00	69.1 %	288.00	22.68 %
403-591-531-30405	TIRES	2,500.00	279.00	2,221.00	11.2 %	1,344.00	53.76 %
403-591-531-30406	PARTS	3,000.00	1,658.00	1,342.00	55.3 %	2,067.00	36.26 %
403-591-531-30407	VEHICLE REPAIRS-LABOR & PARTS	20,000.00	19,525.00	475.00	97.6 %	9,682.00	70.67 %

G/L ACCT #	ACCOUNT DESCRIPTION	FY 2023 OPERATING BUDGET	FY 2023 7 MONTHS YTD OPERATING ACTUAL	FY 2023 OPERATING BUDGET BALANCE	FY 2023 7 MONTHS YTD OPERATING 58%	FY 2022 7 MONTHS YTD OPERATING ACTUAL	YTD% 2022
403-591-531-30430	UTILITIES	61,000.00	34,157.00	26,843.00	56.0%	36,418.00	46.87%
403-591-531-30440	RENTALS / LEASES	2,000.00	-	2,000.00	0	-	0
403-591-531-30461	REPAIR & MAINT - OFFICE EQUIPM	2,500.00	11.00	2,489.00	0.4	713.00	28.50%
403-591-531-30462	REPAIR & MAINT - EQUIPMENT & T	6,000.00	5,969.00	31.00	99.5%	54.00	0.9
403-591-531-30467	REPAIR & MAINT-MAINS & LINES	15,000.00	-	15,000.00	0	2,774.00	36.02%
403-591-531-30468	REPAIR & MAINTENANCE - SERVICE	4,113.00	3,092.00	1,021.00	75.2%	1,530.00	37.19%
403-591-531-30469	CONTRACTUAL TREE TRIMMING & LI	15,561.00	-	15,561.00	0	625.00	3.77%
403-591-531-30491	OTHER OPERATING EXPENSES	40,150.00	2,549.00	37,601.00	6.3%	237.00	1.43%
403-591-531-30521	OPERATING SUPPLIES	298.00	160.00	138.00	53.6%	255.00	28.40%
403-591-531-30522	OPERATING SUPPLIES - UNIFORMS	17,539.00	9,116.00	8,423.00	52.0%	8,664.00	49.39%
403-591-531-60635	STREET LIGHTS	20,000.00	91.00	19,909.00	0.5	-	0
403-591-531-60636	SIGNALIZATION	45,000.00	1,973.00	43,027.00	4.4%	-	0
403-591-531-60646	EQUIPMENT - FIBER OPTIC SYSTEM	-	-	-	0	137,110.00	91.45%
403-591-531-70731	HONEYWELL LOAN PRINCIPAL	82,161.00	40,610.00	41,551.00	49.4%	44,992.00	49.47%
403-591-531-70732	HONEYWELL LOAN INTEREST	2,871.00	1,907.00	964.00	66.4%	4,019.00	56.72%
403-591-531-70733	BUCKET TRUCKS LOAN PRINCIPAL	100,045.00	-	100,045.00	0	-	0
403-591-531-70734	BUCKET TRUCK LOAN INTEREST	3,936.00	-	3,936.00	0	-	0
	TOTAL ELECTRIC DISTRIBUTION	965,565.00	469,650.00	495,915.00	47.0%	600,833.00	51.00%
	ELECTRIC WAREHOUSE						
403-502-531-10120	REGULAR SALARIES & WAGES	40,000.00	19,330.00	20,670.00	48.3%	21,672.00	58.97%
403-502-531-10140	OVERTIME	1,700.00	611.00	1,089.00	36.0%	800.00	46.22%
403-502-531-10210	FICA TAXES	3,190.00	1,352.00	1,838.00	42.4%	1,553.00	58.44%
403-502-531-10220	RETIREMENT CONTRIBUTIONS	5,004.00	2,281.00	2,723.00	45.6%	2,297.00	55.94%
403-502-531-10230	LIFE & HEALTH INSURANCE	6,755.00	4,232.00	2,523.00	62.7%	3,849.00	53.76%
403-502-531-30430	UTILITIES	2,903.00	1,790.00	1,113.00	61.7%	1,612.00	47.38%
403-502-531-30461	R/M-OFFICE EQUIPMENT	149.00	-	149.00	0	-	0
403-502-531-30462	REPAIR & MAINT - EQUIP AND TOO	3,500.00	552.00	2,948.00	15.8%	2,092.00	69.74%
403-502-531-30463	REPAIR & MAINT - BLDG AND GROU	1,185.00	551.00	634.00	46.5%	963.00	81.31%
403-502-531-30490	BANK CHARGES	1,000.00	-	1,000.00	0	-	0
403-502-531-30491	OTHER OPERATING EXPENSE	300.00	72.00	228.00	23.9%	760.00	84.41%
403-502-531-30521	OPERATING SUPPLIES	1,411.00	622.00	789.00	44.1%	866.00	41.01%
403-502-531-30522	OPERATING SUPPLIES - UNIFORMS	723.00	363.00	360.00	50.2%	373.00	51.53%
	TOTAL ELECTRIC WAREHOUSE	67,820.00	31,756.00	36,064.00	47.0%	36,837.00	57.00%
	LINE CLEARING- ELECTRIC						
403-539-531-10120	REGULAR SALARIES & WAGES - LIN	192,368.00	93,011.00	99,357.00	48.4%	100,853.00	57.94%
403-539-531-10140	OVERTIME - LINE CLEARING CREW	30,000.00	14,134.00	15,866.00	47.1%	14,518.00	54.02%
403-539-531-10210	FICA TAXES - LINE CLEARING CRE	17,011.00	7,704.00	9,307.00	45.3%	8,395.00	57.59%

G/L ACCT #	ACCOUNT DESCRIPTION	FY 2023 OPERATING BUDGET	FY 2023 7 MONTHS YTD OPERATING ACTUAL	FY 2023 OPERATING BUDGET BALANCE	FY 2023 7 MONTHS YTD OPERATING 58%	FY 2022 7 MONTHS YTD OPERATING ACTUAL	YTD% 2022
403-539-531-10220	RETIREMENT CONTRIBUTIONS - LIN	26,684.00	10,462.00	16,222.00	39.2 %	10,219.00	55.41 %
403-539-531-10230	LIFE & HEALTH INS - LINE CLEAR	36,024.00	21,519.00	14,505.00	59.7 %	19,561.00	57.48 %
403-539-531-30343	PROFESSIONAL SERVICES	55,000.00	20,896.00	34,104.00	38.0 %	24,924.00	47.33 %
403-539-531-30469	CONTRACTUAL SRVC TREE TRIMMING	160,000.00	-	160,000.00	0	101,132.00	78.83 %
403-539-531-60610	ELECTRIC REBUILD - MUTUAL AID	132,500.00	-	132,500.00	0	-	0
403-539-531-70191	H-M LOAN CCB 3M '19 PRINCIPAL	-	-	-	0	982,558.00	99.98 %
403-539-531-70192	H-M LOAN CCB 3M '19 INT	-	-	-	0	24,964.00	99.85 %
	TOTAL LINE CLEARING	649,587.00	167,726.00	481,861.00	26.0-%	1,287,125.00	88.00-%
	TOTAL ELECTRIC FUND	17,753,586.00	8,756,779.00	8,996,807.00	49.0-%	9,602,236.00	57.00-%
	WATER ADMINISTRATION						
404-520-533-10110	EXE SALARIES & WAGES	14,797.00	8,361.00	6,436.00	56.5 %	8,826.00	47.46 %
404-520-533-10120	REGULAR SALARIES & WAGES	72,602.00	41,698.00	30,904.00	57.4 %	44,739.00	58.63 %
404-520-533-10140	OVERTIME	5,659.00	4,006.00	1,653.00	70.8 %	1,859.00	40.80 %
404-520-533-10210	FICA TAXES	6,966.00	3,829.00	3,137.00	55.0 %	3,913.00	55.74 %
404-520-533-10220	RETIREMENT CONTRIBUTIONS	10,927.00	5,779.00	5,148.00	52.9 %	5,790.00	51.61 %
404-520-533-10230	LIFE & HEALTH INSURANCE	14,751.00	12,797.00	1,954.00	86.8 %	10,803.00	55.37 %
404-520-533-30314	ANNUAL MEMBERSHIP FEES	-	-	-	0	-	0
404-520-533-30320	ACCOUNTING & AUDITING SERVICES	12,154.00	4,400.00	7,754.00	36.2 %	2,750.00	22.62 %
404-520-533-30341	CONTRACTUAL SERVICES	7,288.00	5,572.00	1,716.00	76.5 %	333.00	1.79 %
404-520-533-30343	PROFESSIONAL SERVICES	1,675.00	90.00	1,585.00	5.4 %	-	0
404-520-533-30390	CONTINGENCY	28,237.00	-	28,237.00	0	-	0
404-520-533-30402	TRAVEL EXPENSE	200.00	-	200.00	0	-	0
404-520-533-30404	OIL & GREASE	100.00	-	100.00	0	-	0
404-520-533-30405	TIRES	400.00	-	400.00	0	-	0
404-520-533-30410	TELEPHONE	1,450.00	1,031.00	419.00	71.1 %	740.00	47.62 %
404-520-533-30440	RENTALS & LEASES	553.00	282.00	271.00	51.0 %	123.00	22.28 %
404-520-533-30451	INSURANCE - PROPERTY LIABILITY	64,075.00	50,125.00	13,950.00	78.2 %	36,613.00	74.54 %
404-520-533-30465	COPIER REPAIRS	2,000.00	-	2,000.00	0	-	0
404-520-533-30490	BANK CHARGES	1,000.00	-	1,000.00	0	35.00	3.25 %
404-520-533-30491	OTHER OPERATING EXPENSE	2,000.00	1,099.00	901.00	55.0 %	2,352.00	65.01 %
404-520-533-30493	TRAINING	-	-	-	0	-	0
404-520-533-30501	PERMITS & FEES	687.00	650.00	37.00	94.6 %	-	0
404-520-533-30511	OFFICE SUPPLIES	208.00	-	208.00	0	-	0
404-520-533-30521	OPERATING SUPPLIES	300.00	-	300.00	0	-	0
404-520-533-30522	OPERATING SUPPLIES - UNIFORMS	1,339.00	126.00	1,213.00	9.4 %	124.00	49.28 %
404-520-533-31000	OTHER OPERATING EXP - IT SUPPO	9,500.00	5,542.00	3,958.00	58.3 %	4,900.00	58.33 %
404-520-533-70031	2020A BOND SERVICE PRINCIPAL	101,179.00	101,179.00	-	100.0 %	99,117.00	99.99 %

G/L ACCT #	ACCOUNT DESCRIPTION	FY 2023 OPERATING BUDGET	FY 2023 7 MONTHS YTD OPERATING ACTUAL	FY 2023 OPERATING BUDGET BALANCE	FY 2023 7 MONTHS YTD OPERATING 58%	FY 2023 7 MONTHS YTD OPERATING ACTUAL	YTD% 2022
404-520-533-70032	2020A BOND DEBT SERVICE INTERE	16,292.00	16,291.00	1.00	100.0 %	18,353.00	394.85 %
404-520-533-70111	2020B BOND DEBT SERVICE PRINCI	-	-	-	0	13,705.00	100.00 %
404-520-533-70112	2020B BOND DEBT SERVICE INTERE	-	-	-	0	10,822.00	0
404-520-533-70113	2021 BOND DEBT SERVICE PRINCIP	30,123.00	30,123.00	-	100.0 %	14,877.00	100.00 %
404-520-533-70114	2021 BOND DEBT SERVICE INTERES	8,718.00	8,718.00	-	100.0 %	4,544.00	100.00 %
404-520-533-70710	SRL DRNK WTR 200601 PRIN	156,741.00	12,433.00	144,308.00	7.9 %	119,554.00	49.42 %
404-520-533-70720	DRK WTR SRL 200601 INT	3,740.00	385.00	3,355.00	10.3 %	8,964.00	59.19 %
404-520-533-70722	2020C FDEP BBT PRINCIPAL	147,119.00	73,173.00	73,946.00	49.7 %	71,653.00	49.73 %
404-520-533-70723	2020C FDEP BBT INTEREST	35,388.00	18,042.00	17,346.00	51.0 %	19,562.00	50.98 %
404-520-533-70731	HONEYWELL LOAN PRINCIPAL	25,675.00	12,690.00	12,985.00	49.4 %	14,060.00	49.47 %
404-520-533-70732	HONEYWELL LOAN INTEREST	897.00	596.00	301.00	66.4 %	1,256.00	56.72 %
404-520-533-90990	TRANSFER OF PROFIT	413,685.00	241,316.00	172,369.00	58.3 %	429,874.00	58.33 %
404-520-533-90991	TRANSFER TO REFUSE	5,883.00	-	5,883.00	0	4,946.00	0
404-520-533-91000	BUSINESS ACTIVITY SHARED EXP	98,555.00	57,490.00	41,065.00	58.3 %	50,941.00	58.33 %
	TOTAL WATER ADM	1,302,863.00	717,823.00	585,040.00	55.0-%	1,006,130.00	60.00-%
	WATER TREATMENT						
404-530-533-30341	CONTRACTUAL SERVICES	382,000.00	241,740.00	140,260.00	63.3 %	225,818.00	66.78 %
404-530-533-30430	UTILITIES	85,500.00	68,477.00	17,023.00	80.1 %	58,771.00	50.75 %
404-530-533-30466	REPAIR & MAINTENANCE - PLANT	-	-	-	0	-	0
404-530-533-30469	REPAIR & MAINT RESERVOIRS	-	-	-	0	-	0
404-530-533-60644	EQUIPMENT	30,000.00	30,000.00	-	100.0 %	4,133.00	11.48 %
	TOTAL WATER TREATMENT	497,500.00	340,217.00	157,283.00	68.0-%	288,723.00	58.00-%
	WATER DISTRIBUTION						
404-539-533-10120	REGULAR SALARIES & WAGES	82,000.00	46,063.00	35,937.00	56.2 %	44,886.00	53.38 %
404-539-533-10140	OVERTIME	7,000.00	6,038.00	962.00	86.3 %	3,459.00	46.44 %
404-539-533-10210	FICA TAXES	6,809.00	3,680.00	3,129.00	54.0 %	3,394.00	49.52 %
404-539-533-10220	RETIREMENT CONTRIBUTIONS	10,680.00	5,494.00	5,186.00	51.4 %	4,632.00	46.77 %
404-539-533-10230	LIFE & HEALTH INSURANCE	14,418.00	14,051.00	367.00	97.5 %	13,257.00	54.86 %
404-539-533-30403	GASOLINE & DIESEL	5,000.00	4,396.00	604.00	87.9 %	-	0
404-539-533-30404	OIL & GREASE	400.00	39.00	361.00	9.7 %	-	0
404-539-533-30405	TIRES	1,200.00	297.00	903.00	24.8 %	208.00	20.39 %
404-539-533-30406	AUTO PARTS	1,100.00	481.00	619.00	43.7 %	292.00	25.99 %
404-539-533-30407	VEHICLE REPAIRS-PARTS AND LABO	1,207.00	-	1,207.00	0	-	0
404-539-533-30462	REPAIR & MAINT- EQUIPMENT & TO	815.00	686.00	129.00	84.2 %	91.00	11.12 %
404-539-533-30467	REPAIR & MAINT.-MAINS & LINES	20,600.00	10,695.00	9,905.00	51.9 %	316.00	19.75 %
404-539-533-30468	REPAIR & MAINT.- SERVICES	2,700.00	-	2,700.00	0	-	0
404-539-533-30491	OTHER OPERATING EXPENSE	304.00	-	304.00	0	19.00	5.17 %

G/L ACCT #	ACCOUNT DESCRIPTION	FY 2023 OPERATING BUDGET	FY 2023 7 MONTHS YTD OPERATING ACTUAL	FY 2023 OPERATING BUDGET BALANCE	FY 2023 7 MONTHS YTD OPERATING 58%	FY 2022 7 MONTHS YTD OPERATING ACTUAL	YTD% 2022
404-539-533-30521	OPERATING SUPPLIES	500.00	-	500.00	0	-	0
404-539-533-30522	OPERATING SUPPLIES - UNIFORMS	2,000.00	1,133.00	867.00	56.7%	1,118.00	44.94%
404-539-533-60646	EQUIPMENT FIBER OPTIC SYSTEM U	-	-	-	0	29,201.00	91.44%
	TOTAL WATER DISTRIBUTION	156,733.00	93,053.00	63,680.00	55.0%	100,872.00	56.00%
	TOTAL WATER FUND	1,957,096.00	1,151,093.00	806,003.00	58.0%	1,395,724.00	59.00%
	GAS ADMINISTRATION						
405-520-532-10110	EXE SALARIES & WAGES	20,000.00	8,361.00	11,639.00	41.8%	8,826.00	44.92%
405-520-532-10120	REGULAR SALARIES & WAGES	24,000.00	15,029.00	8,971.00	62.6%	12,811.00	57.27%
405-520-532-10140	OVERTIME	2,000.00	132.00	1,868.00	6.6%	901.00	53.77%
405-520-532-10210	FICA TAXES	3,519.00	1,735.00	1,784.00	49.3%	1,633.00	52.21%
405-520-532-10220	RETIREMENT CONTRIBUTIONS	5,520.00	2,768.00	2,752.00	50.2%	2,414.00	50.52%
405-520-532-10230	LIFE & HEALTH INSURANCE	7,452.00	3,528.00	3,924.00	47.3%	2,608.00	53.64%
405-520-532-30320	ACCOUNTING & AUDITING SERVICES	12,117.00	4,400.00	7,717.00	36.3%	2,750.00	22.62%
405-520-532-30341	CONTRACTUAL SERVICES	9,075.00	1,207.00	7,868.00	13.3%	333.00	4.22%
405-520-532-30343	PROFESSIONAL SERVICES	8,200.00	536.00	7,664.00	6.5%	-	0
405-520-532-30380	PURCHASED GAS	1,300,000.00	549,042.00	750,958.00	42.2%	770,939.00	62.96%
405-520-532-30402	TRAVEL EXPENSE	200.00	-	200.00	0	-	0
405-520-532-30403	GAS & DIESEL	500.00	-	500.00	0	-	0
405-520-532-30404	OIL & GREASE	100.00	-	100.00	0	-	0
405-520-532-30405	TIRES	100.00	-	100.00	0	-	0
405-520-532-30410	TELEPHONE EXPENSE	2,700.00	1,031.00	1,669.00	38.2%	1,402.00	57.84%
405-520-532-30440	RENTALS/LEASES	400.00	282.00	118.00	70.5%	123.00	22.28%
405-520-532-30451	INSURANCE - PROPERTY LIABILITY	38,000.00	31,328.00	6,672.00	82.4%	22,883.00	70.93%
405-520-532-30465	COPIER REPAIRS	2,000.00	-	2,000.00	0	-	0
405-520-532-30490	BANK CHARGES	1,000.00	-	1,000.00	0	-	0
405-520-532-30491	OTHER OPERATING EXPENSE	2,400.00	1,839.00	561.00	76.6%	2,352.00	61.58%
405-520-532-30493	TRAINING	2,400.00	2,271.00	129.00	94.6%	-	0
405-520-532-30511	OFFICE SUPPLIES	400.00	-	400.00	0	-	0
405-520-532-30521	OPERATING SUPPLIES	1,000.00	385.00	615.00	38.5%	-	0
405-520-532-30522	OPERATING SUPPLIES - UNIFORMS	280.00	126.00	154.00	45.0%	124.00	44.36%
405-520-532-30580	TAXES-STATE ASSESSMENT	2,000.00	1,281.00	719.00	64.1%	1,457.00	42.14%
405-520-532-31000	OTHER OPERATING EXP - IT SUPPO	9,500.00	5,542.00	3,958.00	58.3%	4,900.00	58.33%
405-520-532-70111	2020B BOND DEBT SERVICE PRINCI	-	-	-	0	13,705.00	100.00%
405-520-532-70112	2020B BOND DEBT SERVICE INTERE	-	-	-	0	10,822.00	100.00%
405-520-532-70113	2021 BOND DEBT SERVICE PRINCIP	30,123.00	30,123.00	-	100.0%	14,877.00	100.00%
405-520-532-70114	2021 BOND DEBT SERVICE INTERES	8,718.00	8,718.00	-	100.0%	4,544.00	100.00%
405-520-532-90990	TRANSFER OF PROFIT	142,550.00	83,154.00	59,396.00	58.3%	235,562.00	56.39%

G/L ACCT #	ACCOUNT DESCRIPTION	FY 2023 OPERATING BUDGET	FY 2023 7 MONTHS YTD OPERATING ACTUAL	FY 2023 OPERATING BUDGET BALANCE	FY 2023 7 MONTHS YTD OPERATING 58%	FY 2022 7 MONTHS YTD OPERATING ACTUAL	YTD% 2022
405-520-532-91000	BUSINESS ACTIVITY SHARED EXP	65,079.00	37,963.00	27,116.00	58.3 %	33,639.00	58.33 %
	TOTAL GAS ADM	1,701,333.00	790,781.00	910,552.00	46.0-%	1,149,605.00	58.00-%
	GAS DISTRIBUTION						
405-561-532-10120	REGULAR SALARIES & WAGES	165,400.00	72,329.00	93,071.00	43.7 %	100,376.00	57.51 %
405-561-532-10140	OVERTIME	3,500.00	2,163.00	1,337.00	61.8 %	1,297.00	21.34 %
405-561-532-10210	FICA TAXES	12,921.00	5,583.00	7,338.00	43.2 %	7,606.00	58.32 %
405-561-532-10220	RETIREMENT CONTRIBUTIONS	20,268.00	8,760.00	11,508.00	43.2 %	10,744.00	54.46 %
405-561-532-10230	LIFE & HEALTH INSURANCE	27,362.00	9,864.00	17,498.00	36.1 %	12,835.00	53.50 %
405-561-532-30403	GASOLINE & DIESEL	3,500.00	1,635.00	1,865.00	46.7 %	1,531.00	40.95 %
405-561-532-30404	OIL & GREASE	290.00	-	290.00	0	-	0
405-561-532-30405	TIRES	783.00	170.00	613.00	21.7 %	-	0
405-561-532-30406	VEHICLE PARTS	1,400.00	450.00	950.00	32.1 %	1,612.00	54.10 %
405-561-532-30407	VEHICLE REPAIR PARTS AND LABO	500.00	-	500.00	0	-	0
405-561-532-30430	UTILITIES	1,400.00	744.00	656.00	53.1 %	777.00	36.22 %
405-561-532-30462	REPAIR & MAINT-EQUIPMENT & TOO	364.00	136.00	228.00	37.5 %	22.00	6.03 %
405-561-532-30467	MAINT. OF MAINS & LINES - GAS	8,001.00	-	8,001.00	0	212.00	9.22 %
405-561-532-30468	MAINTENANCE OF SERVICES - GAS	4,348.00	(2,673.00)	7,021.00	61.5-%	169.00	14.92 %
405-561-532-30491	OTHER OPERATING EXPENSE	29.00	-	29.00	0	54.00	17.03 %
405-561-532-30520	OPER SUPP-WATER HEATERS	500.00	-	500.00	0	-	0
405-561-532-30521	OPERATING SUPPLIES	181.00	-	181.00	0	13.00	7.44 %
405-561-532-30522	OPERATING SUPPLIES - UNIFORMS	2,486.00	1,273.00	1,213.00	51.2 %	1,242.00	49.95 %
405-561-532-60644	EQUIPMENT	75,289.00	22,159.00	53,130.00	29.4 %	-	0
405-561-532-60646	EQUIPMENT - FIBER OPTIC SYSTEM	-	-	-	0	29,201.00	91.44 %
	TOTAL GAS DISTRIBUTION	328,522.00	122,593.00	205,929.00	37.0-%	167,693.00	58.00-%
	TOTAL GAS FUND	2,029,855.00	913,374.00	1,116,481.00	45.0-%	1,317,298.00	58.00-%
	REFUSE ADMINISTRATION						
406-410-539-30320	ACCOUNTING & AUDITING SERVICES	12,154.00	4,400.00	7,754.00	36.2 %	2,750.00	28.19 %
406-410-539-30443	RESIDENTIAL REFUSE	577,072.00	570,072.00	7,000.00	98.8 %	344,799.00	49.59 %
406-410-539-30451	INSURANCE - PROPERTY LIABILITY	32,500.00	25,063.00	7,437.00	77.1 %	18,306.00	74.69 %
406-410-539-30480	YARD/SOLID WASTE TIPPING FEES	95,000.00	48,375.00	46,625.00	50.9 %	48,380.00	48.04 %
406-410-539-30490	BANK CHARGES	1,000.00	16.00	984.00	1.6 %	-	0
406-410-539-30491	Other Operating Expense	-	-	-	0	543.00	64.54 %
406-410-539-31000	OTHER OPERATING EXP - IT SUPPO	9,500.00	5,542.00	3,958.00	58.3 %	-	0
406-410-539-31443	COMMERCIAL REFUSE	496,683.00	366,838.00	129,845.00	73.9 %	298,950.00	50.95 %
406-410-539-90000	TRANSFER TO LANDFILL	-	-	-	0	6,921.00	58.33 %
406-410-539-90990	TRANSFER PROFITS TO GF	209,670.00	122,308.00	87,362.00	58.3 %	52,308.00	1924.48 %

G/L ACCT #	ACCOUNT DESCRIPTION	FY 2023 OPERATING BUDGET	FY 2023 7 MONTHS YTD OPERATING ACTUAL	FY 2023 OPERATING BUDGET BALANCE	FY 2023 7 MONTHS YTD OPERATING 58%	FY 2022 7 MONTHS YTD OPERATING ACTUAL	YTD% 2022
406-410-539-91000	BUSINESS ACTIVITY SHARED EXP	65,104.00	37,977.00	27,127.00	58.3 %	33,651.00	0
	TOTAL REFUSE FUND	1,498,683.00	1,180,591.00	318,092.00	79.0-%	806,608.00	56.00-%
	LANDFILL OPERATIONS						
407-422-536-10120	REGULAR SALARIES & WAGES	56,000.00	22,972.00	33,028.00	41.0 %	31,333.00	47.29 %
407-422-536-10140	OVERTIME	1,000.00	514.00	486.00	51.4 %	535.00	47.41 %
407-422-536-10210	FICA TAXES	4,361.00	1,694.00	2,667.00	38.8 %	2,267.00	50.53 %
407-422-536-10220	RETIREMENT CONTRIBUTIONS	6,840.00	2,660.00	4,180.00	38.9 %	3,400.00	44.80 %
407-422-536-10230	LIFE & HEALTH INSURANCE	9,234.00	4,158.00	5,076.00	45.0 %	4,852.00	31.47 %
407-422-536-30341	CONTRACTUAL SERVICES	6,000.00	-	6,000.00	0	1,800.00	25.71 %
407-422-536-30346	MONITORING FEES	42,235.00	16,491.00	25,744.00	39.0 %	47,464.00	173.18 %
407-422-536-30430	UTILITIES	900.00	508.00	392.00	56.4 %	483.00	47.50 %
407-422-536-30462	REPAIR & MAINT-EQUIPMENT & TOO	557.00	-	557.00	0	-	0
407-422-536-30463	REPAIR & MAINT.-BUILDINGS & GR	2,750.00	1,027.00	1,723.00	37.3 %	2,043.00	83.38 %
407-422-536-30490	BANK CHARGES	1,000.00	-	1,000.00	0	-	0
407-422-536-30491	OTHER OPERATING EXPENSE	1,300.00	311.00	989.00	23.9 %	1,546.00	91.63 %
407-422-536-30493	TRAINING	700.00	511.00	189.00	73.0 %	-	0
407-422-536-31000	OTHER OPERATING EXP - IT SUPPO	9,500.00	5,542.00	3,958.00	58.3 %	-	0
407-422-536-90990	TRANSFER PROFIT	-	-	-	0	585.00	10.90 %
407-422-536-91000	BUSINESS ACTIVITY SHARED EXP	6,221.00	3,629.00	2,592.00	58.3 %	3,215.00	58.33 %
	TOTAL LANDFILL FUND	148,598.00	60,017.00	88,581.00	40.0-%	99,523.00	60.00-%
	TELECOMMUNICATIONS						
508-539-539-30341	CONTRACTUAL SERVICES	1,607.00	-	1,607.00	0	32,021.00	35.03 %
508-539-539-30343	PROFESSIONAL SERVICES	150,000.00	15,677.00	134,323.00	10.5 %	7.00	0.7
508-539-539-30360	ADMINISTRATIVE SERVICES	5,000.00	-	5,000.00	0	-	0
508-539-539-30403	GAS & DIESEL	1,150.00	1,048.00	102.00	91.1 %	361.00	70.69 %
508-539-539-30410	TELEPHONE	14,000.00	6,833.00	7,167.00	48.8 %	8,427.00	60.19 %
508-539-539-30430	UTILITIES	7,000.00	3,639.00	3,361.00	52.0 %	3,787.00	43.23 %
508-539-539-30490	BANK CHARGES	900.00	-	900.00	0	-	0
508-539-539-30491	OTHER OPERATING EXPENSES	5,950.00	3,794.00	2,156.00	63.8 %	2,493.00	24.54 %
508-539-539-60644	EQUIPMENT	7,988.00	-	7,988.00	0	10,824.00	62.17 %
	TOTAL TELECOMMUNICATIONS	193,595.00	30,991.00	162,604.00	16.0-%	57,920.00	39.00-%
	TOTAL ENTERPRISE FUND	26,481,418.00	13,755,362.00	12,726,056.00	51.9%	15,352,796.00	57.00-%
	TOTAL ALL FUNDS	39,135,771.56	20,728,710.00	18,407,061.56	53.0%	22,009,784.00	53.00-%

DEBT SERVICE COVERAGE REPORT

AS OF APRIL 30, 2023

CITY OF QUINCY, FL
DEBT SERVICE COVERAGE REPORT FOR THE SEVEN MONTHS ENDED APRIL 30, 2023

**SEVEN MONTHS
YTD ACTUAL**

REVENUES

Governmental	\$6,897,298
Enterprise	13,938,910
Total Revenues	\$20,836,208

EXPENDITURES

Personnel	\$5,355,522
Contractual Services	1,372,307
Professional Services	147,498
Purchased Electric	4,298,353
Purchased Gas	549,042
Reserves/ Parks & Facilities	16,376
Travel, Gas, Oil & Grease, Tires, Auto Parts & Repair	243,781
Telephone	102,017
Utilities	290,392
Community Services	15,760
Commercial & Residential Refuse	936,910
Insurance - Property Liability	871,945
Repair & Maintenance	82,403
Yard Tipping Cost	48,375
Other Operating Expenses	159,574
Training & Software	55,946
Office Supplies & Operations	19,044
Operating Materials & Supplies	72,874
Uniforms	106,249
Athletic Supplies & Equipment	39,001
Dues, Publications, Subscriptions & Memberships	32,045
Economic Environment & Development	329,974
Other Operating Expenses - IT Support	124,574
CRA Operations & Projects	179,635
Aid to Private Organizations	62,800
Transfers	3,224,954
Business Activity - Enterprise	443,448

Total Expenditures

19,180,799

MODIFIED OPERATING INCOME

1,655,409

DEBT SERVICE

1,193,846

DEBT SERVICE RATIO

1.39

GRANT REPORT
FOR THE SEVEN MONTHS ENDED APRIL 30, 2023

ACCOUNT_#	ACCOUNT DESCRIPTION	ADJUSTED BUDGET 2023	MONTHS_YT D 2023	OVER (UNDER) ADJUSTED BUDGET	YTD_%
CITY OF QUINCY GRANT REPORT					
	CLEAN WATER SOLAR ARRAY GRANT				
	CLEAN WATER SOLAR ARRAY REVS	\$620,166	\$620,166	-\$166	100%
402-381-39000	CLEAN WATER SRL GRANT	\$620,000	\$620,166	-\$166	100%
	TOTAL CLEAN WTR SLR ARRAY REVS				
	CLEAN WATER SOLAR ARRAY EXP	\$620,000	\$620,166	-\$166	100%
402-531-535-80830	CLEAN WATER SOLAR ARRAY GRANT	\$620,000	\$620,166	-\$166	-100%
	TOTAL CLEAN WTR SLR ARRAY EXP				
	WALMART GRANT (POLICE)				
	WALMART GRANT (POLICE) REVS	\$7,250	\$7,250	\$0	100%
001-366-00521	WALMART GRANT - POLICE	\$7,250	\$7,250	\$0	100%
	TOTAL WALMART GRT (POLICE) REV				
	WALMART GRANT (POLICE) EXP	\$7,250	\$6,979	\$271	96%
001-220-521-80835	WALMART GRANT - JOB 106	\$7,250	\$6,979	\$271	-96%
	TOTAL WALMART GRT (POLICE) EXP				
	SCOP S STEWART PHASE I GRANT				
	SCOP S STEWART PHS I GRANT REV	\$418,978	\$428,334	-\$9,356	102%
001-334-49000	State Grant - Transportation	\$418,978	\$428,334	-\$9,356	102%
	TOTAL SCOP S STEWART PHS I REV				
	SCOP S STEWART PHS I GRANT EXP	\$418,978	\$428,334	-\$9,356	102%
001-430-541-80831	SCOP S STEWART ST PHASE I - JO	\$418,978	\$428,334	-\$9,356	-102%
	TOTAL SCOP S STEWART PHS I EXP				
	DEM HAZARD MITIGATION GRANT				
	DEM HAZARD MITIGATION GRT REV	\$35,979	\$0	\$35,979	0%
402-331-32000	DEM HAZARD MITIGATION GRANT	\$35,979	\$0	\$35,979	0%
404-331-32000	DEM HAZARD MITIGATION GRANT	\$71,958	\$0	\$71,958	0%
	TOTAL DEM HAZ MITIGATION REV				

ACCOUNT_#	ACCOUNT DESCRIPTION	ADJUSTED BUDGET 2023	MONTHS_YT D 2023	OVER (UNDER)		YTD_%
				ADJUSTED BUDGET	ADJUSTED BUDGET	
402-531-535-80832	DEM HAZARD MITIGATION GRT EXP	\$35,979	\$0	\$35,979	\$35,979	0%
404-530-533-80832	DEM HAZARD MITIGATION GRANT -	\$35,979	\$0	\$35,979	\$35,979	0%
	DEM HAZARD MITIGATION GRANT -	\$71,958	\$0	\$71,958	\$71,958	0%
	TOTAL DEM HAZ MITIGATION EXP					
001-366-10015	AMERICAN RESCUE PLAN ACT GRANT	\$692,782	\$154,074	\$538,708	\$538,708	22%
403-331-33000	AMERICAN RESCUE PLAN GRANT	\$64,500	\$300	\$64,200	\$64,200	0%
	AMERICAN RESCUE PLAN ACT GRANT	\$757,282	\$154,374	\$602,908	\$602,908	20%
	TOTAL AMER. RESCUE PLAN REVS					
001-430-541-80833	AMERICAN RESCUE PLAN ACT GRANT	\$692,782	\$154,074	\$538,708	\$538,708	22%
403-520-531-80833	AMERICAN RESCUE PLAN ACT GRANT	\$64,500	\$300	\$64,200	\$64,200	0%
	AMERICAN RESCUE PLAN ACT GRANT	\$757,282	\$154,374	\$602,908	\$602,908	-20%
	TOTAL AMER. RESCUE PLAN EXPS					
	SOAR GRANT					
	SOAR GRANT REVS					
001-366-10018	SOAR - STUDENTS WITH OPP TO AC	\$24,313	\$25,207	-\$894	-\$894	104%
	TOTAL SOAR GRANT REVS	\$24,313	\$25,207	-\$894	-\$894	104%
	SOAR GRANT EXP					
001-001-519-80834	SOAR GRANT - JOB 126	\$24,313	\$25,207	-\$894	-\$894	104%
	TOTAL SOAR GRANT EXP	\$24,313	\$25,207	-\$894	-\$894	-104%
	HOMETOWN REVITALIZATION GRANT					
	HOMETOWN REVITAL. GRANT REV	\$2,949,428	\$0	\$2,949,428	\$2,949,428	0%
002-334-90000	GRANT PROCEEDS	\$2,949,428	\$0	\$2,949,428	\$2,949,428	0%
	TOTAL HOMETOWN REVITAL. REVS					
	HOMETOWN REVITAL. GRANT EXP	\$2,949,428	\$0	\$2,949,428	\$2,949,428	0%
002-250-552-80836	HOMETOWN REVITALIZATION GRANT	\$2,949,428	\$0	\$2,949,428	\$2,949,428	0%
	TOTAL HOMETOWN REVITAL. EXP					
	FIREHOUSE SUB PUB. SAFETY GRNT					
001-366-10019	FIREHOUSE SUB PUB. SAFETY REVS	\$37,575	\$37,575	\$0	\$0	100%
	FIREHOUSE SUBS PUBLIC SAFETY G					

ACCOUNT_#	ACCOUNT DESCRIPTION	ADJUSTED BUDGET 2023	MONTHS_YT D 2023	OVER (UNDER)		YTD_%
				ADJUSTED BUDGET	ADJUSTED BUDGET	
	TOTAL FIREHOUSE SUBS REVS	\$37,575	\$37,575	\$0	\$0	100%
001-230-522-80837	FIREHOUSE SUB PUB SAFETY EXP	\$37,575	\$37,575	\$0	\$0	100%
	FIREHOUSE SUBS PUBLIC SAFETY G	\$37,575	\$37,575	\$0	\$0	-100%
	TOTAL FIREHOUSE SUBS GRANT EXP					
	FIBER OPTIC					
	FIBER OPTIC REVS					
402-331-01019	Hurricane Michael FEMA Fiber O	\$39,000	\$17,364	\$21,636	\$21,636	45%
403-331-01019	HURRICANE MICHAEL FEMA FIBER O	\$183,000	\$68,669	\$114,331	\$114,331	38%
404-331-01019	Hurricane Michael FEMA Fiber O	\$39,000	\$14,634	\$24,366	\$24,366	38%
405-331-01019	Hurricane Michael FEMA Fiber O	\$39,000	\$14,634	\$24,366	\$24,366	38%
	TOTAL FIBER OPTIC REVS	\$300,000	\$115,300	\$184,700	\$184,700	38%
	FIBER OPTIC EXP					
402-540-535-80838	INFRASTRUCTURE FIBER OPTIC REB	\$39,000	\$17,364	\$21,636	\$21,636	45%
403-591-531-80838	INFRASTRUCTURE FIBER OPTIC REB	\$183,000	\$68,669	\$114,331	\$114,331	38%
404-539-533-80838	INFRASTRUCTURE FIBER OPTIC REB	\$39,000	\$14,634	\$24,366	\$24,366	38%
405-561-532-80838	INFRASTRUCTURE FIBER OPTIC REB	\$39,000	\$14,634	\$24,366	\$24,366	38%
	TOTAL FIBER OPTIC EXP	\$300,000	\$115,300	\$184,698	\$184,698	-38%
		\$5,186,784	\$1,388,206	\$3,798,578	\$3,798,578	
		\$5,186,784	\$1,387,935	\$3,798,849	\$3,798,849	
			\$271	-\$271	-\$271	

UTILITY BILLING REPORT

AS OF APRIL 30, 2023

City of Quincy, Florida
Billing Statistics for the Month of April, 2023
Cycle 1

	FY 2023	FY 2022	
Month of April	4/7/2023	4/7/2022	Variance
No. of Bills	2,267	2,278	(11)
No. Bills Estimated	57	61	(4)
Consumption	7,509,522	8,141,099	(631,577)
Fuel Adjustment Rate	0.010300	0.026000	(0.016)
Fuel Adjustment	\$74,628	\$200,579	(\$125,951)
Services Billed	\$989,127	\$1,053,908	(\$64,781)

Comments: The month of April 2023 resulted in a decrease of 11 accounts, decreased consumption of 631,577 and decreased revenue of \$64,781, when compared to April 2022.

Prepared by Donna Reeves, Utility Billing Specialist

City of Quincy, Florida
Billing Statistics for the Month of April, 2023
Cycle 2

	FY 2023	FY 2022	
Month of April	4/22/2023	4/22/2022	Variance
No. of Bills	2,506	2,493	13
No. Bills Estimated	45	48	(3)
Consumption	2,486,395	1,848,120	638,275
Fuel Adjustment Rate	0.009600	0.032000	(0.022)
Fuel Adjustment	22,464	53,875	\$ (31,411.05)
Services Billed	\$435,627	\$395,662	\$39,966

Comments: The month of April 2023 resulted in an increase of 13 accounts, increased consumption of 638,275 and increased revenue of \$39,966, when compared to April 2022.

CITY OF QUINCY, FL
BILLING STATISTICS FOR THE MONTH OF APRIL, 2021
PRIOR MONTH VARIANCE

	Description		#Services Billed	Total Consumption	Amount Billed	Fuel Adjustment	Taxes
Mar-23	TOTAL COMMERCIAL	IN DIST:	674	3,355,610 \$	274,650.27 \$	46,655.33 \$	19,764.51
		OUT DIST:	133	1,863,362 \$	147,347.19 \$	23,075.61 \$	6,328.18
		TOTAL:	807	5,218,972 \$	421,997.46 \$	69,730.94 \$	26,092.69
Apr-23	TOTAL COMMERCIAL	IN DIST:	661	3,743,694 \$	311,332.66 \$	38,329.96 \$	22,857.02
		OUT DIST:	120	2,182,909 \$	163,855.78 \$	22,376.46 \$	7,211.34
		TOTAL:	781	5,926,603 \$	475,188.44 \$	60,706.42 \$	30,068.36
Variance	TOTAL COMMERCIAL	IN DIST:	(13)	388,084 \$	36,682.39 \$	(8,325.37) \$	3,092.51
		OUT DIST:	(13)	319,547 \$	16,508.59 \$	(699.15) \$	883.16
		TOTAL:	(26)	707,631 \$	53,190.98 \$	(9,024.52) \$	3,975.67
Mar-23	TOTAL GOVERNMENTAL	IN DIST:	20	417,264 \$	49,898.84 \$	6,216.67 \$	2,456.97
		OUT DIST:	2	95,600 \$	8,942.20 \$	1,387.64 \$	258.24
		TOTAL:	22	512,864 \$	58,841.04 \$	7,604.31 \$	2,715.21
Apr-23	TOTAL GOVERNMENTAL	IN DIST:	24	369,665 \$	29,092.50 \$	2,649.45 \$	1,825.37
		OUT DIST:	2	97,400 \$	9,109.95 \$	996.78 \$	252.67
		TOTAL:	26	467,065 \$	38,202.45 \$	3,646.23 \$	2,078.04
Variance	TOTAL GOVERNMENTAL	IN DIST:	4	(47,599) \$	(20,806.34) \$	(3,567.22) \$	(631.60)
		OUT DIST:	0	1,800 \$	167.75 \$	(380.86) \$	(5.57)
		TOTAL:	4	(45,799) \$	(20,638.59) \$	(3,958.08) \$	(637.17)
Mar-23	TOTAL QUINCY	IN DIST:	73	129,059 \$	14,647.53 \$	1,915.02 \$	414.05
		OUT DIST:	4	1,409 \$	222.62 \$	20.99 \$	6.10
		TOTAL:	77	130,468 \$	14,870.15 \$	1,936.01 \$	420.15
Apr-23	TOTAL QUINCY	IN DIST:	71	142,439 \$	15,336.37 \$	1,465.61 \$	420.05
		OUT DIST:	4	1,496 \$	230.81 \$	15.41 \$	6.17
		TOTAL:	75	143,935 \$	15,567.18 \$	1,481.02 \$	426.22
Variance	TOTAL QUINCY	IN DIST:	(2)	13,380 \$	688.84 \$	(449.41) \$	6.00
		OUT DIST:	0	87 \$	8.19 \$	(5.58) \$	0.07
		TOTAL:	(2)	13,467 \$	697.03 \$	(454.99) \$	6.07
Mar-23	TOTAL RESIDENTIAL	IN DIST:	3,233	2,462,541 \$	245,995.98 \$	31,844.64 \$	6,994.91
		OUT DIST:	878	621,791 \$	62,666.06 \$	6,429.12 \$	1,734.17
		TOTAL:	4,111	3,084,332 \$	308,662.04 \$	38,273.76 \$	8,729.08
Apr-23	TOTAL RESIDENTIAL	IN DIST:	3,137	2,429,317 \$	242,449.12 \$	23,988.23 \$	6,720.13
		OUT DIST:	871	713,401 \$	71,127.46 \$	6,841.10 \$	1,958.91
		TOTAL:	4,008	3,142,718 \$	313,576.58 \$	30,829.33 \$	8,679.04
Variance	TOTAL RESIDENTIAL	IN DIST:	(96)	(33,224) \$	(3,546.86) \$	(7,856.41) \$	(274.78)
		OUT DIST:	(7)	91,610 \$	8,461.40 \$	411.98 \$	224.74
		TOTAL:	(103)	58,386 \$	4,914.54 \$	(7,444.43) \$	(50.04)
Mar-23	TOTAL STREET LIGHTS	IN DIST:	3	48,719 \$	2,896.95 \$	725.92 \$	90.56
		OUT DIST:	0	0 \$	- \$	- \$	-
		TOTAL:	3	48,719 \$	2,896.95 \$	725.92 \$	90.56
Apr-23	TOTAL STREET LIGHTS	IN DIST:	3	48,720 \$	2,897.00 \$	501.81 \$	84.98
		OUT DIST:	0	0 \$	- \$	- \$	-
		TOTAL:	3	48,720 \$	2,897.00 \$	501.81 \$	84.98
Variance	STREET LIGHTS	IN DIST:	0	1 \$	0.05 \$	(224.11) \$	(5.58)
		OUT DIST:	0	0 \$	- \$	- \$	-
		TOTAL:	0	1 \$	0.05 \$	(224.11) \$	(5.58)
TOTAL VARIANCE		IN DIST:	(107)	320,542 \$	13,018.08 \$	(20,422.52) \$	2,185.55
		OUT DIST:	(20)	413,044 \$	25,145.93 \$	(683.61) \$	1,102.40
		TOTAL:	(127)	733,686 \$	38,164.01 \$	(21,106.13) \$	3,288.95

CITY OF QUINCY, FL
BILLING STATISTICS FOR THE MONTH OF APRIL, 2023

Description		#Services Billed	Total Consumption	Amount Billed	Fuel Adjustment	Taxes
COMMERCIAL INSIDE	IN DIST:	616	3,264,102 \$	273,936.06 \$	33,461.78 \$	18,531.19
	OUT DIST:	32	240,012 \$	19,511.91 \$	2,452.07 \$	1,576.65
	TOTAL:	648	3,504,114 \$	293,447.97 \$	35,913.85 \$	20,107.84
COMM INSIDE LARGE	IN DIST:	4	169,560 \$	12,228.68 \$	1,746.46 \$	1,559.90
	OUT DIST:	0	0 \$	- \$	- \$	-
	TOTAL:	4	169,560 \$	12,228.68 \$	1,746.46 \$	1,559.90
COMMERCIAL OUTSIDE	IN DIST:	41	310,032 \$	25,167.92 \$	3,121.72 \$	2,765.93
	OUT DIST:	86	1,854,753 \$	137,571.02 \$	19,016.50 \$	5,170.27
	TOTAL:	127	2,164,785 \$	162,738.94 \$	22,138.22 \$	7,936.20
COMM OUTSIDE LARGE	IN DIST:	0	0 \$	- \$	- \$	-
	OUT DIST:	2	88,144 \$	6,772.85 \$	907.89 \$	464.42
	TOTAL:	2	88,144 \$	6,772.85 \$	907.89 \$	464.42
TOTAL COMMERCIAL	IN DIST:	661	3,743,694 \$	311,332.66 \$	38,329.96 \$	22,857.02
	OUT DIST:	120	2,182,909 \$	163,855.78 \$	22,376.46 \$	7,211.34
	TOTAL:	781	5,926,603 \$	475,188.44 \$	60,706.42 \$	30,068.36
GOVERNMENT INSIDE	IN DIST:	14	6,845 \$	804.09 \$	(1,087.51) \$	174.79
	OUT DIST:	0	0 \$	- \$	- \$	-
	TOTAL:	14	6,845 \$	804.09 \$	(1,087.51) \$	174.79
GOV INSIDE LARGE	IN DIST:	9	362,700 \$	28,260.61 \$	3,735.81 \$	1,649.85
	OUT DIST:	0	0 \$	- \$	- \$	-
	TOTAL:	9	362,700 \$	28,260.61 \$	3,735.81 \$	1,649.85
GOVERNMENT OUTSIDE	IN DIST:	1	120 \$	27.80 \$	1.15 \$	0.73
	OUT DIST:	2	97,400 \$	9,109.95 \$	996.78 \$	252.67
	TOTAL:	3	97,520 \$	9,137.75 \$	997.93 \$	253.40
TOTAL GOVERNMENTAL	IN DIST:	24	369,665 \$	29,092.50 \$	2,649.45 \$	1,825.37
	OUT DIST:	2	97,400 \$	9,109.95 \$	996.78 \$	252.67
	TOTAL:	26	467,065 \$	38,202.45 \$	3,646.23 \$	2,078.04
QUINCY INSIDE	IN DIST:	68	140,285 \$	15,055.28 \$	1,444.93 \$	412.75
	OUT DIST:	2	0 \$	33.24 \$	- \$	0.84
	TOTAL:	70	140,285 \$	15,098.52 \$	1,444.93 \$	413.59
QUINCY OUTSIDE	IN DIST:	3	2,154 \$	271.09 \$	20.68 \$	7.30
	OUT DIST:	2	1,496 \$	197.57 \$	15.41 \$	5.33
	TOTAL:	5	3,650 \$	468.66 \$	36.09 \$	12.63
TOTAL QUINCY	IN DIST:	71	142,439 \$	15,336.37 \$	1,465.61 \$	420.05
	OUT DIST:	4	1,496 \$	230.81 \$	15.41 \$	6.17
	TOTAL:	75	143,935 \$	15,567.18 \$	1,481.02 \$	426.22
RESIDENTIAL INSIDE	IN DIST:	2,939	2,256,620 \$	225,323.49 \$	22,331.58 \$	6,254.10
	OUT DIST:	55	39,983 \$	4,043.76 \$	389.52 \$	122.61
	TOTAL:	2,994	2,296,603 \$	229,367.25 \$	22,721.11 \$	6,376.71
RESIDENTIAL OUTSIDE	IN DIST:	198	172,697 \$	17,125.63 \$	1,656.65 \$	465.03
	OUT DIST:	816	673,418 \$	67,083.70 \$	6,451.57 \$	1,836.30
	TOTAL:	1,014	846,115 \$	84,209.33 \$	8,108.22 \$	2,302.33
TOTAL RESIDENTIAL	IN DIST:	3,137	2,429,317 \$	242,449.12 \$	23,988.23 \$	6,720.13
	OUT DIST:	871	713,401 \$	71,127.46 \$	6,841.10 \$	1,958.91
	TOTAL:	4,008	3,142,718 \$	313,576.58 \$	30,829.33 \$	8,679.04
STREET LIGHTS	IN DIST:	3	48,720 \$	2,897.00 \$	501.81 \$	84.98
	OUT DIST:	0	0 \$	- \$	- \$	-
	TOTAL:	3	48,720 \$	2,897.00 \$	501.81 \$	84.98
TOTAL STREET LIGHTS	IN DIST:	3	48,720 \$	2,897.00 \$	501.81 \$	84.98
	OUT DIST:	0	0 \$	- \$	- \$	-
	TOTAL:	3	48,720 \$	2,897.00 \$	501.81 \$	84.98
GRAND TOTALS	IN DIST:	3,896	6,733,335 \$	601,107.65 \$	66,935.06 \$	31,907.55
	OUT DIST:	997	2,995,206 \$	244,324.00 \$	30,229.75 \$	9,429.09
	TOTAL:	4,893	9,729,041 \$	845,431.65 \$	97,164.81 \$	41,336.64

CITY OF QUINCY, FL
BILLING STATISTICS FOR THE MONTH OF APRIL, 2023
PRIOR MONTH VARIANCE

	Description		#Services Billed	Total Consumption	Amount Billed	Fuel Adjustment	Taxes
Apr-22	TOTAL COMMERCIAL	IN DIST:	662	4,025,812	\$ 297,074.17	\$ 106,346.51	\$ 40,529.36
		OUT DIST:	126	578,131	\$ 44,041.21	\$ 15,810.09	\$ 4,346.28
		TOTAL:	788	4,603,943	\$ 341,115.38	\$ 122,156.60	\$ 44,875.64
Apr-23	TOTAL COMMERCIAL	IN DIST:	661	3,743,694	\$ 311,332.66	\$ 38,329.96	\$ 22,857.02
		OUT DIST:	120	2,182,909	\$ 163,855.78	\$ 22,376.46	\$ 7,211.34
		TOTAL:	781	5,926,603	\$ 475,188.44	\$ 60,706.42	\$ 30,068.36
Variance	TOTAL COMMERCIAL	IN DIST:	(1)	(282,118)	\$ 14,258.49	\$ (68,016.55)	\$ (17,672.34)
		OUT DIST:	(6)	(1,604,778)	\$ 119,814.57	\$ 6,556.37	\$ 2,865.06
		TOTAL:	(7)	(1,322,660)	\$ 134,073.06	\$ (61,450.18)	\$ (14,807.28)
Apr-22	TOTAL GOVERNMENTAL	IN DIST:	26	486,064	\$ 38,440.09	\$ 12,731.70	\$ 2,425.41
		OUT DIST:	2	89,880	\$ 7,717.26	\$ 2,372.16	\$ 252.23
		TOTAL:	28	575,944	\$ 46,157.35	\$ 15,103.86	\$ 2,677.64
Apr-23	TOTAL GOVERNMENTAL	IN DIST:	24	369,665	\$ 29,092.50	\$ 2,649.45	\$ 1,825.37
		OUT DIST:	2	97,400	\$ 9,109.95	\$ 996.78	\$ 252.67
		TOTAL:	26	467,065	\$ 38,202.45	\$ 3,646.23	\$ 2,078.04
Variance	TOTAL GOVERNMENTAL	IN DIST:	(2)	(116,399)	\$ (9,347.59)	\$ (10,082.25)	\$ (600.04)
		OUT DIST:	0	7,520	\$ 1,392.69	\$ (1,375.38)	\$ 0.44
		TOTAL:	(2)	(108,879)	\$ (7,954.90)	\$ (11,457.63)	\$ (599.60)
Apr-22	TOTAL QUINCY	IN DIST:	79	165,417	\$ 17,091.35	\$ 4,314.15	\$ 535.11
		OUT DIST:	5	1,626,140	\$ 106,078.15	\$ 42,279.64	\$ 3,708.95
		TOTAL:	84	1,791,557	\$ 123,169.50	\$ 46,593.79	\$ 4,244.06
Apr-23	TOTAL QUINCY	IN DIST:	71	142,439	\$ 15,336.37	\$ 1,465.61	\$ 420.05
		OUT DIST:	4	1,496	\$ 230.81	\$ 15.41	\$ 6.17
		TOTAL:	75	143,935	\$ 15,567.18	\$ 1,481.02	\$ 426.22
Variance	TOTAL QUINCY	IN DIST:	(8)	(22,978)	\$ (1,754.98)	\$ (2,848.54)	\$ (115.06)
		OUT DIST:	(1)	(1,624,644)	\$ (105,847.34)	\$ (42,264.23)	\$ (3,702.78)
		TOTAL:	(9)	(1,647,622)	\$ (107,602.32)	\$ (45,112.77)	\$ (3,817.84)
Apr-22	TOTAL RESIDENTIAL	IN DIST:	3,193	2,176,848	\$ 192,454.52	\$ 57,597.80	\$ 5,297.25
		OUT DIST:	906	507,156	\$ 48,223.47	\$ 16,118.84	\$ 1,607.41
		TOTAL:	4,099	2,684,004	\$ 240,677.99	\$ 73,716.64	\$ 7,904.66
Apr-23	TOTAL RESIDENTIAL	IN DIST:	3,137	2,429,317	\$ 242,449.12	\$ 23,988.23	\$ 6,720.13
		OUT DIST:	871	713,401	\$ 71,127.46	\$ 6,841.10	\$ 1,958.91
		TOTAL:	4,008	3,142,718	\$ 313,576.58	\$ 30,829.33	\$ 8,679.04
Variance	TOTAL RESIDENTIAL	IN DIST:	(56)	252,469	\$ 49,994.60	\$ (33,609.57)	\$ 422.88
		OUT DIST:	(35)	206,245	\$ 22,903.99	\$ (9,277.74)	\$ 351.50
		TOTAL:	(91)	458,714	\$ 72,898.59	\$ (42,887.31)	\$ 774.38
Apr-22	TOTAL STREET LIGHTS	IN DIST:	3	48,733	\$ 2,550.89	\$ 1,267.06	\$ 95.45
		OUT DIST:	0	0	\$ -	\$ -	\$ -
		TOTAL:	3	48,733	\$ 2,550.89	\$ 1,267.06	\$ 95.45
Apr-23	TOTAL STREET LIGHTS	IN DIST:	3	48,720	\$ 2,897.00	\$ 501.81	\$ 84.98
		OUT DIST:	0	0	\$ -	\$ -	\$ -
		TOTAL:	3	48,720	\$ 2,897.00	\$ 501.81	\$ 84.98
Variance	STREET LIGHTS	IN DIST:	0	(13)	\$ 346.11	\$ (765.25)	\$ (10.47)
		OUT DIST:	0	0	\$ -	\$ -	\$ -
		TOTAL:	0	(13)	\$ 346.11	\$ (765.25)	\$ (10.47)
TOTAL VARIANCE		IN DIST:	(67)	(169,039)	\$ 53,496.63	\$ (115,322.16)	\$ (17,975.03)
		OUT DIST:	(42)	(193,899)	\$ 38,263.91	\$ (46,350.98)	\$ (485.78)
		TOTAL:	(109)	(24,860)	\$ 91,760.54	\$ (161,673.14)	\$ (18,460.81)

**ELECTRIC REVENUE PRIOR YEAR ANALYSIS AS
OF APRIL 30, 2023**

- **PRIOR YEAR**
- **BUDGET VS ACTUAL**

City of Quincy, Florida
Electric Revenue Prior Year Variance
For the Seven Months Ended April 2023

Account Number	Description	FY2023 April	FY2022 April	Variance
403-343-11000	RESIDENTIAL SALES	\$3,121,136	3,269,303	(\$148,168)
403-343-12000	COMMERCIAL SALES	\$3,930,839	4,259,833	(\$328,994)
403-343-13000	INDUSTRIAL SALES	\$1,068,219	995,493	\$72,727
403-343-14000	STREET LIGHTING SALES	\$29,565	43,674	(\$14,109)
403-343-15000	INTERDEPARTMENTAL SALES	\$134,233	215,311	(\$81,078)
403-343-16000	CONNECTIONS	\$121,083	45,193	\$75,890
403-343-16500	Hurricane Michael Surcharge	\$382,607	544,179	(\$161,572)
403-343-17000	FORFEITED DISCOUNTS - PEI	\$138,254	145,543	(\$7,289)
403-343-18000	SALE OF MATERIAL	\$0	10,077	(\$10,077)
403-343-18500	SPECIAL PROJECT - MATERIA	\$84	28,420	(\$28,336)
403-343-19000	CUT ON/OFF FEES	\$3,929	7,035	(\$3,106)
403-343-24000	TRANSFORMER RENT	\$4,934	4,934	\$0
403-343-27000	MISCELLANEOUS CHARGES	(\$6,649)	2,802	(\$9,450)
403-343-29000	POLE RENT-CABLEVISION	\$19,832	0	\$19,832
403-343-90000	MISCELLANEOUS REVENUES	\$2,028	14,084	(\$12,056)
403-361-10000	INTEREST REVENUE	\$2,264	445	\$1,820
403-369-90000	MISCELLANEOUS REVENUES	\$12,917	5,310	\$7,607
	** GRAND TOTAL **	\$9,015,125	\$10,070,060	(\$1,054,934)
Percentage		90%	100%	-10%
Revenue w/o FEMA (non-recurring revenue)		<u>\$9,015,125</u>	<u>\$10,070,060</u>	<u>(\$1,054,934)</u>

City of Quincy, Florida
 Electric Revenue Analysis - Actual vs Budget
 For the Seven Months Ended April 30, 2023

Account Number	Description	Adjusted Budget	Approved Budget YTD	YTD Amount	Variance
403-343-11000	RESIDENTIAL SALES	\$6,023,865	\$3,513,921	\$3,121,136	(\$392,786)
403-343-12000	COMMERCIAL SALES	\$8,076,860	\$4,711,502	\$3,930,839	(\$780,662)
403-343-13000	INDUSTRIAL SALES	\$1,880,237	\$1,096,805	\$1,068,219	(\$28,586)
403-343-14000	STREET LIGHTING SALES	\$71,067	\$41,456	\$29,565	(\$11,891)
403-343-15000	INTERDEPARTMENTAL SALI	\$375,387	\$218,976	\$134,233	(\$84,743)
403-343-16000	CONNECTIONS	\$63,021	\$36,762	\$121,083	\$84,321
403-343-16500	Hurricane Michael Surcharj	\$392,299	\$228,841	\$382,607	\$153,766
403-343-17000	FORFEITED DISCOUNTS - PE	\$245,470	\$143,191	\$138,254	(\$4,937)
403-343-18000	SALE OF MATERIAL	\$13,705	\$7,995	\$0	(\$7,995)
403-343-18500	SPECIAL PROJECT - MATERI	\$38,651	\$22,546	\$84	(\$22,462)
403-343-19000	CUT ON/OFF FEES	\$11,178	\$6,521	\$3,929	(\$2,591)
403-343-24000	TRANSFORMER RENT	\$8,628	\$5,033	\$4,934	(\$99)
403-343-27000	MISCELLANEOUS CHARGES	\$7,053	\$4,114	(\$6,649)	(\$10,763)
403-343-29000	POLE RENT-CABLEVISION	\$0	\$0	\$19,832	\$19,832
403-343-90000	MISCELLANEOUS REVENUE	\$21,129	\$12,325	\$2,028	(\$10,297)
403-361-10000	INTEREST REVENUE	\$1,398	\$816	\$2,264	\$1,449
403-369-90000	MISCELLANEOUS REVENUE	\$7,222	\$4,213	\$12,917	\$8,704
	** GRAND TOTAL **	\$17,998,670	\$10,055,016	\$9,015,125	(\$1,089,740)
Percentage			100%	90%	-11%

CUSTOMER SERVICE RECEIPTS COLLECTED
FOR THE MONTH OF APRIL 30, 2023

City of Quincy
Receipts Collected by Customer Services - For April 2023

For Receipts / From: 04.01.2023 To: 04.30.2023 / Totals For Drawer A

UBSC	519	202791.71	291.42	CK	355457.02
FMSM	36	173061.67	0	PP	25335.09
FMSC	3	4938.73	0		
Transaction Total		380792.11			
Drawer Total		380792.11			

For Receipts / From: 04.01.2023 To: 04.30.2023 / Totals For Drawer B

UBSC	1347	452267.65	707.95	CK	373861.05
FMSM	43	18845.79	0	PP	103231.28
FMSC	13	5872.64	0		
STSL	4	106.25	6.25		
Transaction Total		477092.33			
Drawer Total		477092.33			

For Receipts / From: 04.01.2023 To: 04.30.2023 / Totals For Drawer C

UBSC	563	163167.37	119.8	CK	129968.36
FMSM	94	11441.68	0	PP	45152.6
STSL	4	117.5	17.5		
FMSC	3	394.41	0		
Transaction Total		175120.96			
Drawer Total		175120.96			

For Receipts / From: 04.01.2023 To: 04.30.2023 / Totals For Drawer D

UBSC	26	5181.18	62.83	CK	965.72
				PP	4215.46
Transaction Total		5181.18			
Drawer Total		5181.18			

For Receipts / From: 04.01.2023 To: 04.30.2023 / Totals For Drawer F

FMSM	20	677939.84	0	EF	677939.84
Transaction Total		677939.84			
Drawer Total		677939.84			

For Receipts / From: 04.01.2023 To: 04.30.2023 / Grand Totals for All Drawers

UBSC	2455	823407.91	1182	860252.15
FMSM	193	881288.98	0	177934.43
FMSC	19	11205.78	0	677939.84
STSL	8	223.75	23.75	
Totals	2675	1716126.42	1205.75	1716126.42

LEGEND EXPLANATION

UBSC: Utility Billing	FMSM: Fund Management	CA: Cash
STSL: Sales Tax	FMSC: Fund Management	PP: Point n Pay
	MO: Money Order	EF: Electronic Funds

Prepared by: LaTrenda Gainous Carroll

NEW CUSTOMERS REPORT

AS OF APRIL 30, 2023

New Accounts Created as of April 1, 2023 - April 30, 2023

Account Number	Cycle	Billing Name	Location Code	Service Address	Account Start Date	Srv User Type
170017	1	TERRY MCWHITE	170	902 E Jefferson St	2023-04-17	RI
971017	1	SILVIA ZAMORA HERNAN	971	602 N 9th St	2023-04-18	RI
1040023	1	MIGUEL BATISTA	1040	702 N Bellamy Dr	2023-04-12	RI
1138016	1	GEORGE R. COTTON	1138	522 N 11th St	2023-04-07	RI
1171016	1	CESAR FLANDES	1171	1009 W King St	2023-04-04	RI
1437014	1	DARRYL GARCIA	1437	105 N Jackson St	2023-04-17	RI
2047012	1	PETRA LOPEZ DIAZ	2047	1420 Elm St	2023-04-26	RI
2167015	1	HENRY WILSON	2167	1847 Elm St	2023-04-25	RI
2618024	2	BOB SMITH C/O FANNIE	2618	137 Davis St	2023-04-14	RI
2711014	2	QUINELDRA JACKSON	2711	912 Martin L.king Jr	2023-04-11	RI
3541013	2	DYO MULTISERVICES LL	3541	1825 W King St	2023-04-17	RI
4115015	2	FELICIA MCLAURIN	4115	Green Meadow Ct 29	2023-04-17	RO
4266019	2	SHERA LYNN WILLIAMS	4266	24010 Blue Star Hwy	2023-04-19	RO
4761002	1	ROBERT MACDONALD	4761	237 E Washington St	2023-04-18	RI
4812006	1	JOYCE ANDERSON	4812	119 W Jefferson St	2023-04-12	CI
5448020	1	DARRELL ANTHONY JR	5448	1305 Live Oak St	2023-04-05	RI
5456009	2	SHONTEL RITTMAN	5456	1902 Hamilton St	2023-04-07	RI
5624013	1	ANGELA RONBOROUGH	5624	437 S Cleveland St	2023-04-10	RI
5708008	2	KAREN STALLWORTH	5708	Triple Oaks #52	2023-04-18	RO
5845007	2	JENNIFER BOZMAN	5845	405 Strong Rd 10a	2023-04-24	RO
5895006	2	ADELAIDA LA CRUZ	5895	160 Geneva Cir	2023-04-21	RO
6113012	2	WILLIE BOSTICK	6113	55 Carrol Hopkins Ln	2023-04-21	RO
6115002	1	ELLEN DISALVO	6115	402 N Madison St	2023-04-04	CI
6341005	2	AVIANCE MOORE	6341	405 Strong Rd 11c	2023-04-10	RO
6682009	1	JACQUELYN GOODSON	6682	64 N Cleveland St Ap	2023-04-07	RI
6699019	1	TERA CARR	6699	64 N Cleveland St Ap	2023-04-05	RI

New Accounts Created as of April 1, 2023 - April 30, 2023

Account Number	Cycle	Billing Name	Location Code	Service Address	Account Start Date	Srv User Type
6737016	1	PARTHKUMAR PATEL	6737	64 N Cleveland St Ap	2023-04-07	RI
7000010	2	JUAN MORALES	7000	71 Rentz Rd # 23	2023-04-05	RO
8052004	2	SHAWDRANETTE BETHEA	8052	88 Cooper Blvd	2023-04-07	RO
8199008	2	MICHELLE PUGH	8199	125 Gray Ave	2023-04-26	RO
8217019	1	JUSTIN GILBERT	8217	64 N Cleveland St Bl	2023-04-13	RI
8219016	1	ARBOR CREST HOUSING	8219	64 N Cleveland St Ap	2023-04-03	CI
8387003	2	CLIFFORD RIX	8387	825 Sparkleberry Blv	2023-04-10	RO
52880010	2	LYNN JONES	5288	200 Greenwood Cir Ap	2023-04-12	RO
55400010	1	LATEESHA COLSTON	5540	211 Marshall St	2023-04-10	RI
57200010	2	HELEN SMITH	5720	Triple Oaks Apt 62	2023-04-18	RO

Total New Customers 36

**CI = Commercial
RI & RO = Residential**

**Prepared by: LaTrenda Gainous Carroll
Customer Services Department**

ARREARS REPORT

AS OF APRIL 30, 2023

City of Quincy, Florida
Arrears Report

For the Four Months Ended April 30, 2023

Account Number	30 Day 03.31.2023	60 Day 02.28.2023	90 Day 01.31.2023	Balance_	Legend	Service Address
RESIDENTIAL - CYCLE 1						
195025	\$ 568.92	\$ 906.59	\$ 7,746.21	\$ 9,221.72	UO, FB	823 Mcgee St
2471034	\$ 292.26	\$ 487.95	\$ 4,989.04	\$ 5,769.25	PBT, NC	707 2nd St
1946025	\$ 219.41	\$ 328.36	\$ 4,160.94	\$ 4,708.71	PP, NC	911 7th St
497011	\$ 2,096.20	\$ 2,037.61	\$ -	\$ 4,133.81	PP, NC	208 S Love St
4959007	\$ 219.15	\$ 260.42	\$ 3,599.33	\$ 4,078.90	UO, NC, NP	1803-A Mckelvy St
976015	\$ 488.67	\$ 779.23	\$ 1,745.82	\$ 3,013.72	NC	911 Myrtle Ave
2485016	\$ 84.33	\$ 86.50	\$ 2,681.72	\$ 2,852.55	NC, NP, UO	511 S Key St
6024018	\$ 217.44	\$ 329.65	\$ 2,193.31	\$ 2,740.40	NC, PP	549-b Williams Stre
2293013	\$ 190.45	\$ 223.56	\$ 2,291.26	\$ 2,705.27	NC, NP, UO	406 Lincoln St
2032011	\$ 78.94	\$ 78.94	\$ 2,407.10	\$ 2,564.98	NC, NP, UO	520 Williams St
2122022	\$ 390.72	\$ 590.55	\$ 1,324.47	\$ 2,305.74	NC	1737 Inlet St
585024	\$ 88.39	\$ 115.31	\$ 1,806.21	\$ 2,009.91	NC, NP, UO	104 E Washington St
2437022	\$ 195.11	\$ 339.95	\$ 1,408.62	\$ 1,943.68	NC, NP, UO	814 4th St
4717015	\$ 525.63	\$ 332.83	\$ 817.05	\$ 1,675.51	NC	1221 Live Oak St
382015	\$ 333.22	\$ 1,300.00	\$ -	\$ 1,633.22	NC	407 E King St
1801017	\$ 123.75	\$ 218.38	\$ 1,186.25	\$ 1,528.38	NC, NP, UO	118 S Stewart St
1641018	\$ 101.00	\$ 131.58	\$ 1,176.80	\$ 1,409.38	NC, NP, UO	1812 Florida Ave
2203015	\$ 226.44	\$ 343.96	\$ 822.78	\$ 1,393.18	NC, PP	438 Thomas Street
408013	\$ 390.13	\$ 528.18	\$ 736.41	\$ 1,080.50	NC, UR	401 N Duval St
2147018	\$ 191.54	\$ 344.14	\$ 500.89	\$ 1,036.57	NC, NP, PP	1813 Mckelvy St
1707024	\$ 374.27	\$ 481.06	\$ 178.01	\$ 1,033.34	NC, PP	907 W Crawford St
5131009	\$ 78.94	\$ 78.94	\$ 849.66	\$ 1,007.54	NC, NP, UO	702 W Crawford St
292013	\$ 269.33	\$ 370.48	\$ 315.26	\$ 955.07	NC, PP	209 Patton St
4917013	\$ 58.87	\$ 134.00	\$ 654.12	\$ 846.99	NC, UO	104 E Washington St
2508013	\$ 123.88	\$ 160.26	\$ 481.07	\$ 765.21	NC, NP, UO	610 5th St
1029013	\$ 404.49	\$ 300.32	\$ -	\$ 704.81	NC, PP	1007 E Bellamy Dr
56670556	\$ 124.49	\$ 215.95	\$ 350.99	\$ 691.43	NC, PP	523 Thomas St
2178013	\$ 113.59	\$ 95.34	\$ 452.16	\$ 661.09	NC, PP	432 S Cone St
2377033	\$ 489.51	\$ 108.35	\$ -	\$ 597.86	NC, PP	917 1st St
127014	\$ 146.32	\$ 448.59	\$ -	\$ 594.91	NC, NP	230 Marshall St
314026	\$ 208.28	\$ 385.62	\$ -	\$ 593.90	NC, NP, UO	315 Mcarthur St
6698022	\$ 87.18	\$ 184.64	\$ 298.92	\$ 570.74	NC, NP, UO	64 N Cleveland St Ap

City of Quincy, Florida

Arrears Report

For the Four Months Ended April 30, 2023

Account Number	30 Day 03.31.2023	60 Day 02.28.2023	90 Day 01.31.2023	Balance_	Legend	Service Address
RESIDENTIAL - CYCLE 1						
1784011	\$ 150.01	\$ 292.35	\$ 121.52	\$ 563.88	NC	218 S Jackson St
2465020	\$ 249.41	\$ 308.24	-	\$ 557.65	NC, NP	616 3rd St
106030	\$ 176.74	\$ 318.82	\$ 26.75	\$ 522.31	NC, PP	214 N Chalk St
112014	\$ 93.80	\$ 97.78	\$ 330.09	\$ 521.67	NC, NP, UO	240 N Chalk St
4501014	\$ 213.11	\$ 301.34	-	\$ 514.45	NC, NP	1315 W Washington St
4828016	\$ 230.65	\$ 266.65	-	\$ 497.30	NC, PP	1023 4th St
316031	\$ 211.07	\$ 263.40	-	\$ 474.47	NC, PP	308 Mearthur St
6383002	\$ 465.44	\$ 4.18	-	\$ 469.62	NC, NP	107 S Love St
1407013	\$ -	\$ -	\$ 461.19	\$ 461.19	NC	622 W Franklin St
2097012	\$ 398.63	\$ 53.48	-	\$ 452.11	NC, PP	1632 Smith St
1010021	\$ 451.87	\$ -	-	\$ 451.87	NC, PP	716 Woodland Ave
244018	\$ 183.65	\$ 234.26	\$ 25.53	\$ 443.44	NC, PP	318 Stanley St
4770019	\$ 431.35	\$ 3.32	-	\$ 434.67	NC, NP	614 Williams St
8250002	\$ 422.52	\$ -	-	\$ 422.52	NC, NP	16 Ernest St
2467011	\$ 113.01	\$ 158.48	\$ 120.80	\$ 392.29	NC	623 3rd St
2193029	\$ 205.22	\$ 186.77	-	\$ 391.99	NC, PP	519 Thomas St
2370012	\$ 252.14	\$ 137.38	-	\$ 389.52	NC, PP	941 2nd St
6697023	\$ 159.37	\$ 219.53	-	\$ 378.90	NC, PP	64 N Cleveland St Ap
1538012	\$ 364.64	\$ -	-	\$ 364.64	NC	43 N Cleveland St
2090015	\$ 213.27	\$ 108.98	\$ 40.13	\$ 362.38	NC, NP	1645 Hardin St
2299012	\$ 238.17	\$ 119.17	-	\$ 357.34	NC, PP	430 Williams St
467015	\$ 355.80	\$ -	-	\$ 355.80	NC	120 S Madison St
742013	\$ 240.51	\$ 76.02	-	\$ 316.53	NC	318 North St
2026013	\$ 80.52	\$ 98.11	\$ 135.39	\$ 314.02	NC	627 Williams St
2347021	\$ 227.08	\$ 86.45	-	\$ 313.53	NC	602 Cooper St
319026	\$ 279.39	\$ 19.86	-	\$ 299.25	NC	421 B W Roberts St
281019	\$ 296.17	\$ -	-	\$ 296.17	NC	319 Patton St
1079012	\$ 188.10	\$ 84.62	-	\$ 272.72	NC	915 E Magnolia Dr
276014	\$ 271.60	\$ -	-	\$ 271.60	NC	527 B W Roberts St
1598034	\$ 182.89	\$ 81.11	-	\$ 264.00	NC	47 N Cone St Apt 4
1222020	\$ 263.88	\$ -	-	\$ 263.88	NC	1300 W King St
1959019	\$ 157.58	\$ 92.73	-	\$ 250.31	NC	332 S 12th St

City of Quincy, Florida
Arrears Report

For the Four Months Ended April 30, 2023

Account Number	30 Day 03.31.2023	60 Day 02.28.2023	90 Day 01.31.2023	Balance_	Legend	Service Address
RESIDENTIAL - CYCLE 1						
537030	\$ 242.58	\$ -	\$ -	\$ 242.58	NC, PP	112 S Duval St
1971035	\$ 84.26	\$ 87.30	\$ 62.17	\$ 233.73	NC, PP	1114 Brumby St
1777020	\$ 193.70	\$ 39.93	\$ -	\$ 233.63	NC	15 W Clark St
239018	\$ 228.77	\$ -	\$ -	\$ 228.77	NC, PP	222 Stanley St
4956004	\$ 115.54	\$ 80.14	\$ 29.32	\$ 225.00	NC, PP	317 Kent St
370019	\$ 224.18	\$ -	\$ -	\$ 224.18	NC	206 N Love St
888016	\$ 217.36	\$ -	\$ -	\$ 217.36	NC	722 Bonita Ave
2454013	\$ 214.00	\$ -	\$ -	\$ 214.00	NC, PP	430 S 9th St
1560020	\$ 212.88	\$ -	\$ -	\$ 212.88	NC	1709 W Jefferson St
1129016	\$ 211.19	\$ -	\$ -	\$ 211.19	NC	705 N 11th St
310016	\$ 184.09	\$ 26.39	\$ -	\$ 210.48	NC	220 Mcarthur St
5068006	\$ 201.56	\$ -	\$ -	\$ 201.56	NC	343 S Cleveland St
165016	\$ 122.56	\$ 76.94	\$ -	\$ 199.50	NC	936 E Jefferson St
2191011	\$ 109.91	\$ 80.00	\$ -	\$ 189.91	NC	512 Thomas St
1103026	\$ 186.66	\$ -	\$ -	\$ 186.66	NC	1113 Pine Ave
1962015	\$ 184.72	\$ -	\$ -	\$ 184.72	NC	347 S 12th St
5172022	\$ 182.68	\$ -	\$ -	\$ 182.68	NC	324 S Key St
8574003	\$ 174.77	\$ -	\$ -	\$ 174.77	NC	711 3rd St
570015	\$ 118.04	\$ 54.00	\$ -	\$ 172.04	NC	112 E Washington St
5138021	\$ 155.27	\$ -	\$ -	\$ 155.27	NC	122 N Cleveland St A
1947024	\$ 154.89	\$ -	\$ -	\$ 154.89	NC	918 7th St
2556030	\$ 153.51	\$ -	\$ -	\$ 153.51	NC	122 N Cleveland St A
837019	\$ 141.77	\$ -	\$ -	\$ 141.77	NC	515 W Franklin St
1252021	\$ 138.65	\$ -	\$ -	\$ 138.65	NC	210 N 14th St
5507024	\$ 137.25	\$ -	\$ -	\$ 137.25	NC, PP	415 B W Roberts St
530019	\$ 136.74	\$ -	\$ -	\$ 136.74	NC	307 E Jefferson St
1883032	\$ 135.64	\$ -	\$ -	\$ 135.64	NC, PP	1117 Laura St
1833014	\$ 132.13	\$ -	\$ -	\$ 132.13	NC, PP	206 S Ward St
2046032	\$ 99.92	\$ 23.70	\$ -	\$ 123.62	NC	1409 Elm St
1573019	\$ 123.50	\$ -	\$ -	\$ 123.50	NC, PP	26 Pittman St
6834022	\$ 120.62	\$ -	\$ -	\$ 120.62	NC	443 N Adams St
8230014	\$ 115.26	\$ 4.97	\$ -	\$ 120.23	NC	64 N Cleveland St Ap

City of Quincy, Florida

Arrears Report

For the Four Months Ended April 30, 2023

Account Number	30 Day 03.31.2023	60 Day 02.28.2023	90 Day 01.31.2023	Balance_	Legend	Service Address
RESIDENTIAL - CYCLE 1						
927038	\$ 117.76	\$ 2.43	\$ -	\$ 120.19	NC, PP	907 W Franklin St
6458007	\$ 99.91	\$ -	\$ -	\$ 99.91	NC, PP	418 Lincoln St
242029	\$ 99.45	\$ -	\$ -	\$ 99.45	NC	319 Stanley St
1949033	\$ 94.18	\$ -	\$ -	\$ 94.18	NC	341 S 11th St
8206024	\$ 82.10	\$ 7.14	\$ -	\$ 89.24	NC	64 N Cleveland St Ap
146025	\$ -	\$ -	\$ 86.93	\$ 86.93	NC	211 Bradley St
6683009	\$ 82.61	\$ -	\$ -	\$ 82.61	NC	64 N Cleveland St Ap
8235012	\$ 81.00	\$ -	\$ -	\$ 81.00	NC	64 N Cleveland St B1
4973004	\$ -	\$ -	\$ 80.63	\$ 80.63	NC	122 N Cleveland St A
77015	\$ 78.94	\$ -	\$ -	\$ 78.94	NC	226 Carver St
162029	\$ 69.78	\$ -	\$ -	\$ 69.78	NC	11 Bradley St
8292005	\$ 66.27	\$ -	\$ -	\$ 66.27	NC	219 S Calhoun St
5152017	\$ 65.94	\$ -	\$ -	\$ 65.94	NC	25 Ernest St
129024	\$ 59.07	\$ -	\$ -	\$ 59.07	NC	235 Marshall St
395019	\$ 56.97	\$ -	\$ -	\$ 56.97	NC	324 E Sharon St
2571035	\$ 56.36	\$ -	\$ -	\$ 56.36	NC	Golden Leaf # 18-a
Amount						
Cycle 1	\$ 23,533.38	\$ 16,823.21	\$ 46,694.85	\$ 86,477.22		
Percentage	27%	19%	54%	100%		

City of Quincy, Florida

Arrears Report

For the Four Months Ended April 30, 2023

Account Number	30 Day 03.31.2023	60 Day 02.28.2023	90 Day 01.31.2023	Balance_	Legend	Service Address
COMMERCIAL - CYCLE 1						
4613011	\$ 6,194.86	\$ 5,942.41	\$ -	\$ 12,137.27	Changing Ownership	500 S Atlanta St Ofc
4635012	\$ 3,367.94	\$ 3,455.56	\$ -	\$ 6,823.50	Changing Ownership	620 Atlanta St
1768009	\$ 322.76	\$ 381.69	\$ 4,370.76	\$ 5,075.21	UO, FB	17 S Monroe St
1633011	\$ 715.13	\$ 760.06	\$ 1,733.92	\$ 3,209.11	NC, NP	1840 Live Oak St
205018	\$ 149.37	\$ 149.37	\$ 2,331.23	\$ 2,629.97	NC, NP, UO	803 E Jefferson St
1629014	\$ 116.24	\$ 149.44	\$ 1,820.99	\$ 2,086.67	NC, NP, UO	1847 Florida Ave
659013	\$ 50.20	\$ 92.38	\$ 1,824.62	\$ 1,967.20	NC, NP, UO	14 S Adams St A
634016	\$ 1,109.99	\$ 819.57	\$ -	\$ 1,929.56	NC, PP	19 W Jefferson St
1594018	\$ 158.02	\$ 172.20	\$ 1,559.02	\$ 1,889.24	NC, NP, UO	Cone & Church Street
10004	\$ 1,643.96	\$ -	\$ -	\$ 1,643.96	NC, NP	234 E Crawford St
654015	\$ 184.33	\$ 218.99	\$ 794.83	\$ 1,198.15	NC, PP	19 E Jefferson St
3421016	\$ 107.42	\$ 179.61	\$ 837.04	\$ 1,124.07	NC	521 S Virginia St
8520001	\$ 844.20	\$ 198.99	\$ -	\$ 1,043.19	NC, NP	1509 W Jefferson St
356013	\$ 230.94	\$ 470.60	\$ 321.31	\$ 1,022.85	NC	320 E Washington St
5477003	\$ 853.49	\$ -	\$ -	\$ 853.49	NC	1013 W Jefferson St
1681022	\$ 383.65	\$ 462.59	\$ -	\$ 846.24	NC, PP	1209 W Crawford St
5893003	\$ 618.71	\$ -	\$ -	\$ 618.71	NC, PP	412 Cooper St
598015	\$ 137.13	\$ 174.72	\$ -	\$ 311.85	NC	12 E Washington St
56670036	\$ 300.72	\$ -	\$ -	\$ 300.72	NC	323 S Cleveland St
8504002	\$ 279.66	\$ -	\$ -	\$ 279.66	NC	1323 # A W Crawford
1648014	\$ 235.58	\$ -	\$ -	\$ 235.58	NC	1715 Mainline Dr
204015	\$ 220.41	\$ -	\$ -	\$ 220.41	NC	809 East Jefferson S
1481013	\$ 204.39	\$ -	\$ -	\$ 204.39	NC	804 W Jefferson St
5519004	\$ 202.14	\$ -	\$ -	\$ 202.14	NC	20 S Monroe St
484011	\$ 174.22	\$ -	\$ -	\$ 174.22	NC	122 S Duval St
1510016	\$ 158.80	\$ -	\$ -	\$ 158.80	NC	1118 W Jefferson St
6602001	\$ 32.40	\$ 36.52	\$ 80.74	\$ 149.66	NC	1127 W King St
5080004	\$ 147.77	\$ -	\$ -	\$ 147.77	NC	1626 W Jefferson St
52026	\$ 53.00	\$ -	\$ -	\$ 53.00	NC	605 E Jefferson St
Total Amount						
Cycle 1	19,197.43	13,664.70	15,674.46	48,536.59		

City of Quincy, Florida
Arrears Report
For the Four Months Ended April 30, 2023

Account Number	30 Day 03.31.2023	60 Day 02.28.2023	90 Day 01.31.2023	Balance_	Legend	Service Address
Percentage	40%	28%	32%	100%		

Total Amount in Cycle 1 for Residential & Commercial Accounts
\$ 42,730.81 \$ 30,487.91 \$ 62,369.31 \$ 135,013.81

RESIDENTIAL - CYCLE 2

2716011	\$ 218.89	\$ 317.36	\$ 2,506.97	\$ 3,364.16	PP, NC	644 S 11th St
6365001	\$ 1,064.04	\$ -	\$ -	\$ 3,104.78	NC, NP	2225 Pat Thomas Pkwy
2630012	\$ 85.40	\$ 85.40	\$ 2,647.89	\$ 2,991.05	UO	210 Davis St
6460009	\$ 210.48	\$ 180.88	\$ 2,214.43	\$ 2,859.10	NC, NP, UO	1316 Martin Luther K
4992005	\$ 144.42	\$ 537.34	\$ 1,288.66	\$ 2,531.37	NC, NP, UO	46 Lillian Springs R
3271018	\$ 182.66	\$ 215.93	\$ 1,727.06	\$ 2,435.96	NC, NP, UO	1527 Pat Thomas Pkwy
5459008	\$ 223.72	\$ 377.48	\$ 1,517.03	\$ 2,425.85	NC, NP, UO	23425 Mem Blue Star
4554030	\$ 344.84	\$ 470.33	\$ 1,164.66	\$ 2,380.63	PP, UO	Gadsden Arms Apt # 7
4453023	\$ 413.55	\$ 539.83	\$ 798.40	\$ 2,332.64	NC, PP	Gadsden Arms #1
5713013	\$ 263.96	\$ 370.57	\$ 1,221.29	\$ 2,244.66	NC, PP	Triple Oaks #56
3491007	\$ 144.32	\$ 201.03	\$ 1,622.04	\$ 2,137.35	NC, NP, UO	20 Lillian Springs R
4540020	\$ 168.78	\$ 183.15	\$ 1,435.85	\$ 2,066.73	NC, PP	427 S Stewart St Apt
2607011	\$ 90.58	\$ 141.75	\$ 1,602.50	\$ 2,006.59	NC, PP	11 Davis St
3492011	\$ 77.87	\$ 78.71	\$ 1,600.91	\$ 1,914.81	NC, NP, UO	26 Lillian Springs R
2604036	\$ 452.37	\$ 720.89	\$ -	\$ 1,856.71	NC, PP	406 S Adams St
2705012	\$ -	\$ -	\$ -	\$ 1,727.36	NC	803 Hardin St
4506022	\$ 333.08	\$ 391.10	\$ 472.55	\$ 1,576.61	NC, PP	427 S Stewart St Apt
6497002	\$ 278.20	\$ 729.37	\$ -	\$ 1,486.21	NC, PP	547 Circle Dr
4492025	\$ 193.77	\$ 216.79	\$ 682.13	\$ 1,467.49	NC, PP	427 S Stewart St #31
4519019	\$ 367.74	\$ 414.99	\$ 355.50	\$ 1,467.40	NC, PP	427 S Stewart St Apt
5784010	\$ 78.94	\$ 78.94	\$ 1,150.02	\$ 1,418.18	NC, NP, UO	1800 Hardin St
3487014	\$ -	\$ -	\$ -	\$ 1,324.04	NC, NP	2004 W Jefferson St
3147022	\$ 238.94	\$ 435.41	\$ 566.93	\$ 1,317.85	NC, NP, UO	226 Reed St
5768001	\$ 48.92	\$ 105.13	\$ 1,043.69	\$ 1,266.26	NC, NP, UO	614 Hogan Ln

City of Quincy, Florida
Arrears Report

For the Four Months Ended April 30, 2023

Account Number	30 Day 03.31.2023	60 Day 02.28.2023	90 Day 01.31.2023	Balance	Legend	Service Address
6405001	\$ 307.68	\$ 380.38	\$ 90.80	\$ 1,221.51	NC, PP	1105 Joe Adams Rd
4556022	\$ 210.50	\$ 321.13	\$ 468.37	\$ 1,182.79	NC, PP	Gadsden Arms Apt. #9
RESIDENTIAL - CYCLE 2						
6313005	\$ 89.45	\$ 78.34	\$ 860.95	\$ 1,153.94	NC, NP, UO	405 Strong Rd 5a
2980018	\$ 285.42	\$ 298.98	-	\$ 1,147.80	NC, PP	764 S Madison St
3037020	\$ 307.43	\$ 392.61	-	\$ 1,076.08	NC, PP, UO	31 Strong Rd
4668031	\$ 349.19	\$ 78.50	-	\$ 1,068.59	NC, NP	620 Atlanta St Apt Q
2659018	\$ 84.70	\$ 87.59	\$ 721.17	\$ 1,064.78	NC, NP, UO	206 S Betlinet Dr
3179011	\$ 279.68	-	-	\$ 1,003.14	NC, NP	377 Hogan Ln
6339004	\$ 275.15	\$ 171.06	-	\$ 951.45	NC, PP	405 Strong Rd Bldg 1
2699011	\$ 174.32	\$ 209.02	\$ 336.74	\$ 940.17	NC, PP	702 Martin L.king Jr
4963009	\$ 23.11	\$ 23.11	\$ 842.15	\$ 934.59	NC, NP, UO	503 Hogan Ln
3747020	\$ 289.56	\$ 154.55	-	\$ 931.92	NC, PP	394 Attapulugus Hwy
5424003	\$ 130.04	-	-	\$ 905.74	NC, PP	651 Industrial Dr
8620001	\$ 405.34	-	-	\$ 888.06	NC, PP	289 Peachtree Dr
4743003	\$ -	-	-	\$ 868.21	NC	505 5th St
5258011	\$ 203.57	\$ 298.69	-	\$ 824.74	NC, NP	200 Greenwood Cr. #
2946037	\$ 84.33	\$ 84.47	\$ 480.79	\$ 819.81	NC, NP, UO	732 S Duval St
4553017	\$ 176.15	\$ 244.15	\$ 104.29	\$ 813.49	NC, PP	Gadsden Arms Apt. #
4018018	\$ 117.64	-	-	\$ 805.71	NC, PP	729 Sargent St
2921014	\$ 107.44	\$ 120.94	\$ 409.58	\$ 803.82	NC	839 Sikes St
4597035	\$ 190.01	\$ 330.71	\$ 83.15	\$ 788.24	NC, NP, UO	620 S Atlanta St. Ap
4516019	\$ 157.67	\$ 243.86	\$ 129.98	\$ 729.85	NC, PP	Gadsden Arms #44
4548021	\$ 97.80	\$ 130.83	\$ 239.06	\$ 694.09	NC, PP	427 S Stewart St Apt
4495019	\$ 333.20	\$ 122.48	-	\$ 693.36	NC, NP	427 S Stewart St Apt
2995012	\$ 154.00	-	-	\$ 686.40	NC	900 Warren St
4968007	\$ 235.87	\$ 82.03	-	\$ 679.38	NC, PP	2426 Pat Thomas Park
2678012	\$ 110.70	\$ 305.03	-	\$ 654.42	NC	13 Wallace Dr
5867006	\$ 243.17	\$ 30.00	-	\$ 650.16	NC, PP	405 Strong Rd 6b
4936013	\$ 258.31	\$ 68.25	-	\$ 637.67	NC, PP	104 Pavilion Dr
2989016	\$ 52.59	-	-	\$ 613.19	NC, PP	830 S Adams St
4600024	\$ 241.74	-	-	\$ 600.67	NC, NP	Parkview Gardens I-1
5620001	\$ 9.31	-	-	\$ 592.56	NC	119 Johnny Byrd Rd

City of Quincy, Florida

Arrears Report

For the Four Months Ended April 30, 2023

Account Number	30 Day 03.31.2023	60 Day 02.28.2023	90 Day 01.31.2023	Balance	Legend	Service Address
3060013	\$ 242.89	\$ -	\$ -	\$ 572.66	NC, PP	131 Joe Knight St
5692009	\$ -	\$ -	\$ -	\$ 572.58	NC	Triple Oaks # 39
RESIDENTIAL - CYCLE 2						
6007004	\$ -	\$ -	\$ -	\$ 571.65	NC	860 Strong Rd
2798017	\$ 161.63	\$ 55.11	\$ -	\$ 560.05	NC, PP	912 S Cleveland St
5715008	\$ 160.22	\$ 128.40	\$ -	\$ 557.96	NC	635 Strong Rd 58
4608032	\$ 189.01	\$ 231.08	\$ -	\$ 536.76	NC, PP	Parkview Garden Apt#
6475105	\$ 194.47	\$ -	\$ -	\$ 526.98	NC, PP	171 High St
4606029	\$ 129.30	\$ 146.09	\$ 98.10	\$ 519.87	NC	Parkview Gardens Apt
3138011	\$ 151.55	\$ 12.39	\$ -	\$ 518.58	NC, PP	85 Reed St
3112016	\$ 39.20	\$ -	\$ -	\$ 489.16	NC	898 Joe Adams Rd
2620015	\$ -	\$ -	\$ -	\$ 482.28	NC	209 Crofton St
3089026	\$ 29.41	\$ 41.28	\$ 339.54	\$ 469.05	NC	87 Betsey Ln
4854020	\$ 45.62	\$ 59.84	\$ 257.90	\$ 466.96	NC, PP	Parkview Gardens #-
3384016	\$ 142.28	\$ -	\$ -	\$ 462.15	NC, PP	1929 Flagler St
8374006	\$ 124.53	\$ -	\$ -	\$ 457.59	NC, PP	1234 Canal St
4576032	\$ 116.30	\$ 164.91	\$ 35.60	\$ 450.46	NC, PP	Parkview Garden # D1
2608012	\$ 123.80	\$ 2.34	\$ -	\$ 446.08	NC	101 Davis St
8630002	\$ -	\$ -	\$ -	\$ 443.37	NC	367 Selman Rd
8544001	\$ -	\$ -	\$ -	\$ 443.03	NC	1130 N Dade St
3341011	\$ 93.26	\$ -	\$ -	\$ 441.68	NC	727 S Shelfer St
1896018	\$ 236.84	\$ 0.19	\$ -	\$ 433.78	NC, PP	312 Cooper St
3237018	\$ -	\$ -	\$ -	\$ 433.63	NC, PP	1664 Pat Thomas Pkwy
3513018	\$ -	\$ -	\$ -	\$ 432.76	NC	115 Lillian Springs
3740011	\$ 136.12	\$ -	\$ -	\$ 432.45	NC	152 Soloman Dairy Rd
4657026	\$ 130.29	\$ 100.00	\$ -	\$ 423.33	NC	Parkview Manor #-22
2784020	\$ -	\$ -	\$ -	\$ 416.57	NC, PP	1505 Sumter St
4588025	\$ 144.77	\$ 50.39	\$ -	\$ 413.29	NC	500 S Atlanta St. Ap
5360008	\$ -	\$ -	\$ -	\$ 405.96	NC	333 Circle Dr
85373002	\$ 57.65	\$ -	\$ -	\$ 405.75	NC, PP	1029 Joe Adam Rd
4483025	\$ 35.97	\$ -	\$ -	\$ 403.36	NC	427 S Stewart St Apt
6083001	\$ -	\$ -	\$ -	\$ 401.56	NC	858 S Virginia St
5425003	\$ -	\$ -	\$ -	\$ 401.11	NC	2162 Lake Talquin Rd

City of Quincy, Florida
Arrears Report

For the Four Months Ended April 30, 2023

Account Number	30 Day 03.31.2023	60 Day 02.28.2023	90 Day 01.31.2023	Balance_	Legend	Service Address
3298026	\$ 75.10	-	-	\$ 396.14	NC, NP	1703 Martin Luther K
3439013	\$ -	-	-	\$ 390.56	NC	36 N Shelfer St
RESIDENTIAL - CYCLE 2						
6119010	\$ -	-	-	\$ 390.53	NC	1465 High Bridge Rd
2092015	\$ -	-	-	\$ 389.46	NC	626 Camilla Ave
6604003	\$ 14.43	-	-	\$ 389.15	NC	871 Arlington Cir
4493022	\$ 23.20	-	-	\$ 386.53	NC	427 S Stewart St Apt
4536019	\$ 73.76	-	-	\$ 382.17	NC	427 S Stewart St Apt
6492003	\$ 114.85	-	-	\$ 378.69	NC	805 Arlington Cir
3481014	\$ 87.45	107.49	-	\$ 375.83	NC	38 Macon St
4560023	\$ 93.92	131.46	-	\$ 370.33	NC	427 S Stewart St Apt
8615002	\$ -	-	-	\$ 366.31	NC	230 Oak Grove Ln
4487019	\$ 142.91	9.84	-	\$ 362.82	NC	Gadsden Arms #26
8536001	\$ 44.13	44.13	183.20	\$ 361.30	NC	220 Carver St.
2670014	\$ -	-	-	\$ 352.83	NC	216 Wallace Dr
8393003	\$ -	-	-	\$ 351.46	NC	420 Oak Grove Ln
3398013	\$ 58.49	-	-	\$ 351.28	NC	2028 Flagler St
8146001	\$ -	-	-	\$ 350.15	NC	425 Hogan Ln
4922002	\$ -	-	347.81	\$ 347.81	NC	1318 E Jefferson St
4892011	\$ -	-	-	\$ 344.29	NC	26 Sarges Ln # 15
5698009	\$ 91.06	-	-	\$ 342.42	NC	Triple Oaks Apt.#43
3672017	\$ 50.54	-	-	\$ 342.04	NC	76 Pavilion Dr
2602016	\$ -	-	-	\$ 341.14	NC	327 S Adams St
3304012	\$ -	-	-	\$ 341.05	NC	1720 Martin L.king J
4529018	\$ 81.98	-	-	\$ 334.02	NC	427 S Stewart St Apt
4286011	\$ 6.15	6.15	308.88	\$ 333.48	NC	17 Ripp Rd
6328007	\$ 14.10	-	-	\$ 332.61	NC	405 Strong Rd 3b
4158025	\$ -	-	-	\$ 328.58	NC	374 Selman Rd
4254013	\$ -	-	-	\$ 321.95	NC	558 Holly Cir
4649027	\$ 111.39	-	-	\$ 320.91	NC, PP	Parkview Manor # H-2
3971020	\$ 152.28	-	-	\$ 314.35	NC	201 Del Rio Rd/havan
3356019	\$ -	-	-	\$ 313.98	NC	2009 Hamilton St
3412011	\$ -	-	-	\$ 313.38	NC	2043 Martin L.king J

City of Quincy, Florida
Arrears Report

For the Four Months Ended April 30, 2023

Account Number	30 Day 03.31.2023	60 Day 02.28.2023	90 Day 01.31.2023	Balance_	Legend	Service Address
4002017	\$ -	\$ -	\$ -	\$ 311.46	NC	813 Jetty Ave
5848012	\$ 22.93	\$ -	\$ -	\$ 310.92	NC	405 Strong Rd 10d
RESIDENTIAL - CYCLE 2						
2743017	\$ -	\$ -	\$ -	\$ 299.79	NC	801 Martin L.king Jr
4221012	\$ -	\$ -	\$ -	\$ 298.32	NC	23510 Blue Star Hwy
4879017	\$ 24.48	\$ -	\$ -	\$ 297.68	NC	402 Attapulgis Hwy #
4650029	\$ 122.55	\$ 16.77	\$ -	\$ 296.71	NC	Parkview # 216
3675035	\$ -	\$ -	\$ -	\$ 293.12	NC	32 Marty St
2729028	\$ 14.54	\$ -	\$ -	\$ 290.85	NC	532 -b S Stewart St
2962011	\$ -	\$ -	\$ -	\$ 289.17	NC	781 S Duval St
6352005	\$ -	\$ -	\$ -	\$ 289.03	NC	405 Strong Rd 13d
2648028	\$ -	\$ -	\$ -	\$ 286.84	NC	605 E Betinet Dr
4615026	\$ 104.20	\$ -	\$ -	\$ 285.29	NC	Parkview # M-152
6569002	\$ -	\$ -	\$ -	\$ 283.51	NC	854 Arlington Cir
6514003	\$ -	\$ -	\$ -	\$ 280.84	NC	804 Arlington Cir
2671013	\$ -	\$ -	\$ -	\$ 280.81	NC	208 Wallace Dr
2776013	\$ -	\$ -	\$ -	\$ 276.48	NC	1400 Gilchrist St
4607030	\$ 95.05	\$ 33.54	\$ -	\$ 276.33	NC	Parkview Gardens Apt
2713011	\$ -	\$ -	\$ -	\$ 275.70	NC	919 Hardin St
5638014	\$ -	\$ -	\$ -	\$ 273.98	NC	930 Joe Adams Rd
3394025	\$ -	\$ -	\$ -	\$ 267.87	NC	2045 Flagler St
2891013	\$ -	\$ -	\$ -	\$ 263.50	NC	703 S Adams St
8443001	\$ -	\$ -	\$ -	\$ 261.54	NC	HENRY MILTON / 811 A
5694010	\$ -	\$ -	\$ -	\$ 260.50	NC	Triple Oaks Apt#40
4991005	\$ -	\$ -	\$ -	\$ 260.37	NC	108 N Virginia St
5689004	\$ -	\$ -	\$ -	\$ 258.76	NC	Triple Oaks 36
5277008	\$ 66.26	\$ -	\$ -	\$ 253.57	NC	200 Greenwood Cir Ap
5514003	\$ -	\$ -	\$ -	\$ 252.49	NC	690 Pt Milligan Rd
5548009	\$ 84.19	\$ -	\$ -	\$ 251.54	NC	201 Beulah St (arms
8420001	\$ -	\$ -	\$ -	\$ 251.16	NC	395 Foxfire Ct
6521003	\$ -	\$ -	\$ -	\$ 249.69	NC	35 Sparkleberry Blvd
4598021	\$ 56.10	\$ 105.53	\$ -	\$ 248.36	NC	500 S Atlanta St. Ap
6610002	\$ -	\$ -	\$ -	\$ 246.75	NC	815 S Pat Thomas Pkw

City of Quincy, Florida

Arrears Report

For the Four Months Ended April 30, 2023

Account Number	30 Day 03.31.2023	60 Day 02.28.2023	90 Day 01.31.2023	Balance	Legend	Service Address
8269009	\$ -	\$ -	\$ -	\$ 246.59	NC	952 E Jefferson St
4591033	\$ 59.94	\$ -	\$ -	\$ 244.34	NC	620 So. Atlanta St.
RESIDENTIAL - CYCLE 2						
3340014	-	-	-	244.11	NC	733 S Shelfer St
4478023	100.93	35.99	-	244.07	NC	Gadsden Arms Apt 15
8523002	-	-	-	241.51	NC	893 Arlington Circle
5862006	-	-	-	241.43	NC	405 Strong Rd 7b
3168016	-	-	-	240.67	NC	265 Hogan Ln
5408006	-	-	-	231.12	NC	730 Sikes St
3484021	-	-	-	230.95	NC	22 Macon St
6315007	-	-	-	229.92	NC	405 Strong Rd 5c
4549021	-	-	-	229.77	NC	427 S Stewart St Apt
3382011	-	-	-	228.70	NC	745 Willie Ruth Will
5872002	-	-	-	228.19	NC	1132 Canal St
5494008	-	-	-	226.52	NC	1716 Pat Thomas Pkwy
2958017	-	-	-	225.81	NC	408 Dupont Ave
2879013	-	-	-	224.98	NC	728 S Love St
3021012	-	-	-	224.34	NC	43 Gray Ave
3338013	-	-	-	224.25	NC	1846 Hamilton St
4226013	-	-	-	224.25	NC	23505 Blue Star Hwy
5022004	-	-	-	223.80	NC	295 Armstead Rd
4664026	27.50	-	-	222.45	NC	620 S Atlanta St O-2
52130015	18.18	-	-	222.44	NC	9 New Bethel Rd
2745022	-	-	-	221.50	NC	706 S 9th St
4283011	-	-	-	220.51	NC	486 Johnny Byrd Rd
2824022	-	-	-	219.45	NC	777 S. Roberts Stree
4454030	29.33	34.11	85.18	217.64	NC	Gadsden Arms Apt 2
5663008	-	-	-	214.81	NC	Triple Oaks Apt. #14
4614031	-	-	-	210.89	NC	Parkview Gardens M-1
4900007	-	-	-	210.04	NC	50 Lillian Springs R
5449001	-	-	-	209.82	NC	225 N Shelfer St
2968018	-	-	-	208.44	NC	721 S Duval St
2825015	-	-	-	208.01	NC	771 South Roberts St

City of Quincy, Florida

Arrears Report

For the Four Months Ended April 30, 2023

Account Number	30 Day 03.31.2023	60 Day 02.28.2023	90 Day 01.31.2023	Balance_	Legend	Service Address
5947004	\$ -	\$ -	\$ -	\$ 205.58	NC	246 Rentz Rd # 29
5329009	\$ -	\$ -	\$ -	\$ 205.31	NC	450 Williams St
RESIDENTIAL - CYCLE 2						
8562001	\$ -	\$ -	\$ -	\$ 202.06	NC	1053 Joe Adams Rd
5728012	\$ -	\$ -	\$ -	\$ 200.75	NC	Triple Oaks # 69
4126015	\$ -	\$ -	\$ -	\$ 200.00	NC	Green Meadow Ct 3
3915012	\$ 31.25	\$ -	\$ -	\$ 199.85	NC	46 Milliken Dr(dogto
4176011	\$ -	\$ -	\$ -	\$ 199.49	NC	98 Jenkins Pl
4697014	\$ -	\$ -	\$ -	\$ 198.42	NC	803 7th St
4119015	\$ -	\$ -	\$ -	\$ 197.53	NC	Green Meadow Ct 33
4746008	\$ -	\$ -	\$ -	\$ 195.35	NC	410 5th St
5726012	\$ -	\$ -	\$ -	\$ 194.74	NC	Triple Oaks #67
3322012	\$ -	\$ -	\$ -	\$ 194.62	NC	1834 Flagler St
4545016	\$ -	\$ -	\$ -	\$ 194.30	NC	427 S Stewart St Apt
3575015	\$ -	\$ -	\$ -	\$ 194.13	NC	56 N Virginia St
3240011	\$ -	\$ -	\$ -	\$ 193.83	NC	1675 Pat Thomas Pkwy
2597012	\$ -	\$ -	\$ -	\$ 192.34	NC	226 S Adams St
4577026	\$ 35.00	\$ -	\$ -	\$ 191.76	NC	500 Parkview Garden
4704024	\$ -	\$ -	\$ -	\$ 190.61	NC	1618 Smith St
2719015	\$ -	\$ -	\$ -	\$ 189.60	NC	402 Martin L.king Jr
5884002	\$ -	\$ -	\$ -	\$ 187.73	NC	784 S Virginia St
5673010	\$ -	\$ -	\$ -	\$ 187.30	NC	Triple Oaks # 23
6310004	\$ -	\$ -	\$ -	\$ 186.67	NC	405 Strong Rd 6c
3440012	\$ -	\$ -	\$ -	\$ 184.91	NC	44 N Shelter St
3317017	\$ -	\$ -	\$ -	\$ 184.81	NC	708 Frierson St
8431001	\$ -	\$ -	\$ -	\$ 184.74	NC	240 Foxfire Ct.
6360003	\$ -	\$ -	\$ -	\$ 184.05	NC	405 Strong Rd 15b
3638019	\$ -	\$ -	\$ -	\$ 183.72	NC	Home Trailer Pk Lot
6102006	\$ -	\$ -	\$ -	\$ 182.93	NC	779 S Virginia St
8344006	\$ -	\$ -	\$ -	\$ 182.43	NC	1238 Canal St
5688010	\$ -	\$ -	\$ -	\$ 182.30	NC	Triple Oaks #35
5866004	\$ -	\$ -	\$ -	\$ 181.50	NC	405 Strong Rd 6a
5404011	\$ -	\$ -	\$ -	\$ 180.13	NC	Home Trailer Park #

City of Quincy, Florida
Arrears Report

For the Four Months Ended April 30, 2023

Account Number	30 Day 03.31.2023	60 Day 02.28.2023	90 Day 01.31.2023	Balance	Legend	Service Address
6190002	\$ -	\$ -	\$ -	\$ 179.68	NC	245 Armstead Rd
3706102	\$ -	\$ -	\$ -	\$ 178.45	NC	102 Woodberry Rd
RESIDENTIAL - CYCLE 2						
6529002	\$ -	\$ -	\$ -	\$ 178.24	NC	850 Arlington Cir
8622001	\$ 21.78	\$ 19.33	\$ 98.09	\$ 178.00	NC	130 Foxfire Ct
2918014	\$ -	\$ -	\$ -	\$ 177.64	NC	808 Sikes St
3434023	\$ -	\$ -	\$ -	\$ 177.18	NC	1904 W Jefferson St
4526019	\$ -	\$ -	\$ -	\$ 176.87	NC	427 S Stewart St Apt
5783007	\$ -	\$ -	\$ -	\$ 176.48	NC	760 S Virginia St
3632018	\$ -	\$ -	\$ -	\$ 176.15	NC	Home Trlr Park # 35
6400001	\$ -	\$ -	\$ -	\$ 176.02	NC	565 Selman Rd
5208006	\$ -	\$ -	\$ -	\$ 174.51	NC	19 E Gf And A Dr
4146010	\$ -	\$ -	\$ -	\$ 174.22	NC	45 New Bethel Rd
4679015	\$ -	\$ -	\$ -	\$ 174.11	NC	1498 High Bridge Rd
4085012	\$ -	\$ -	\$ -	\$ 172.82	NC	801 Circle Dr
4909010	\$ -	\$ -	\$ -	\$ 172.59	NC	Hilltop Trlr Park #
5735007	\$ -	\$ -	\$ -	\$ 172.29	NC	Triple Oaks # 75
3315013	\$ -	\$ -	\$ -	\$ 171.62	NC	1810 Martin L.king J
5306004	\$ -	\$ -	\$ -	\$ 171.12	NC	744 S Duval St
4143025	\$ 51.32	\$ 34.10	\$ -	\$ 170.61	NC	25 New Bethel Rd Apt
5373010	\$ -	\$ -	\$ -	\$ 169.67	NC	130 Davis St
5214015	\$ -	\$ -	\$ -	\$ 169.40	NC	Hilltop # 2-b
6561003	\$ -	\$ -	\$ -	\$ 168.83	NC	810 Arlington Cir
3876013	\$ -	\$ -	\$ -	\$ 167.95	NC	488 Havana Hwy
6565009	\$ -	\$ -	\$ -	\$ 166.71	NC	1000 Joe Adams Rd
3797014	\$ 76.40	\$ 25.60	\$ -	\$ 166.39	NC	2003 Attapulugus Hwy
3351011	\$ -	\$ -	\$ -	\$ 165.54	NC	1943 Hamilton St
4325017	\$ -	\$ -	\$ -	\$ 165.50	NC	24588 Blue Star Hwy
8506002	\$ -	\$ -	\$ -	\$ 162.17	NC	1103 Milk Jr. Blvd
4361014	\$ -	\$ -	\$ -	\$ 160.01	NC	25008 Blue Star Hwy
3779017	\$ -	\$ -	\$ -	\$ 159.56	NC	948 Attapulugus Hwy
4505021	\$ -	\$ -	\$ -	\$ 157.20	NC	Gadsden Arms Apt # 5
6554001	\$ -	\$ -	\$ -	\$ 154.98	NC	46 Lillian Springs R

City of Quincy, Florida
Arrears Report

For the Four Months Ended April 30, 2023

Account Number	30 Day 03.31.2023	60 Day 02.28.2023	90 Day 01.31.2023	Balance_	Legend	Service Address
4340014	\$ -	\$ -	\$ -	\$ 153.16	NC	328 Armstead Rd
5859005	\$ -	\$ -	\$ -	\$ 152.90	NC	405 Strong Rd 8d
RESIDENTIAL - CYCLE 2						
4128021	\$ -	\$ -	\$ -	\$ 152.00	NC	Green Meadow Ct 9
4242013	\$ -	\$ -	\$ -	\$ 150.26	NC	222 Holly Cir
4754001	\$ -	\$ -	\$ -	\$ 149.36	NC	333 Holly Cir
3377013	\$ -	\$ -	\$ -	\$ 145.91	NC	2028 Hamilton St
2709013	\$ -	\$ -	\$ -	\$ 145.82	NC	900 Martin L.king Jr
5847003	\$ -	\$ -	\$ -	\$ 144.76	NC	405 Strong Rd 10-c
3912012	\$ 38.30	\$ 36.70	\$ -	\$ 144.73	NC	19 Hudson Blvd
4081015	\$ -	\$ -	\$ -	\$ 144.71	NC	1217 Berry St
4557023	\$ -	\$ -	\$ -	\$ 144.34	NC	427 S Stewart St Apt
6218001	\$ -	\$ -	\$ -	\$ 143.10	NC	1189 Joe Adams Rd
3757041	\$ 58.60	\$ -	\$ -	\$ 142.75	NC	53 Carrol Hopkins Ln
5192013	\$ -	\$ -	\$ -	\$ 140.65	NC	209 Wallace Dr
2615015	\$ -	\$ -	\$ -	\$ 140.49	NC	125 Davis St
3551011	\$ -	\$ -	\$ -	\$ 139.94	NC	1912 W Franklin St
6320005	\$ -	\$ -	\$ -	\$ 139.89	NC	405 Strong Rd 5d
3968012	\$ -	\$ -	\$ -	\$ 138.85	NC	155 Del Rio Rd(dirt
4572021	\$ -	\$ -	\$ -	\$ 137.10	NC	Parkview Apt. # C-10
5474016	\$ -	\$ -	\$ -	\$ 136.57	NC	43 Sircy Ct
2649014	\$ -	\$ -	\$ -	\$ 136.20	NC	611 E Betlnet Dr
4539024	\$ -	\$ -	\$ -	\$ 135.02	NC	427 S Stewart St Apt
5871015	\$ -	\$ -	\$ -	\$ 133.08	NC	175 Del Rio Dr
701003	\$ -	\$ -	\$ -	\$ 133.00	NC	921 Warren St
6526008	\$ -	\$ -	\$ -	\$ 131.96	NC	724 B W Roberts St
3924011	\$ 6.15	\$ 6.15	\$ 105.84	\$ 130.44	NC	90 Hudson Blvd
4841007	\$ -	\$ -	\$ -	\$ 129.79	NC	Home Trailer Park 56
5070007	\$ -	\$ -	\$ -	\$ 129.02	NC	Home Trailer Park 28
2577011	\$ -	\$ -	\$ -	\$ 128.81	NC	304 G.f. & A. Drive
3581023	\$ -	\$ -	\$ -	\$ 128.44	NC	29 N Virginia St
2588032	\$ -	\$ -	\$ -	\$ 128.13	NC	121 Budd St
5742010	\$ -	\$ -	\$ -	\$ 126.32	NC	Triple Oak Apt#81

City of Quincy, Florida
Arrears Report

For the Four Months Ended April 30, 2023

Account Number	30 Day 03.31.2023	60 Day 02.28.2023	90 Day 01.31.2023	Balance	Legend	Service Address
4481020	\$ -	\$ -	\$ -	\$ 125.51	NC	427 S Stewart St Apt
4585029	\$ 71.55	\$ -	\$ -	\$ 124.89	NC	500 S Atlanta St Apt
RESIDENTIAL - CYCLE 2						
4445030	\$ -	\$ -	\$ -	\$ 124.17	NC	Hilltop Trailer Park
3197015	\$ -	\$ -	\$ -	\$ 124.12	NC	605 Hogan Ln
4110021	\$ -	\$ -	\$ -	\$ 123.94	NC	Green Meadow Ct 21
6475005	\$ -	\$ -	\$ -	\$ 123.80	NC	375 Cox Ln
3193014	\$ -	\$ -	\$ -	\$ 123.34	NC	610 Hogan Ln
3017011	\$ -	\$ -	\$ -	\$ 122.60	NC	59 High St.
3724017	\$ -	\$ -	\$ -	\$ 120.59	NC	166 Gray Rd
5665002	\$ -	\$ -	\$ -	\$ 119.34	NC	711 Circle Dr
3905014	\$ -	\$ -	\$ -	\$ 119.22	NC	775 Havana Hwy
4562021	\$ -	\$ -	\$ -	\$ 118.89	NC	Gadsden Arms #96
4558023	\$ -	\$ -	\$ -	\$ 118.48	NC	427 S Stewart St Apt
6048001	\$ -	\$ -	\$ -	\$ 117.17	NC	63 Earl Ln
3647016	\$ -	\$ -	\$ -	\$ 116.18	NC	Home Trailer Park 50
8332001	\$ 14.80	\$ 16.06	\$ 49.54	\$ 115.38	NC	707 Woodberry Road
4669028	\$ 51.94	\$ 50.60	\$ -	\$ 114.84	NC	Parkview Manor #r-23
5266007	\$ -	\$ -	\$ -	\$ 112.95	NC	Greenwood Terrace #
2850222	\$ -	\$ -	\$ -	\$ 112.94	NC	905 Martin Luther Ki
3613019	\$ -	\$ -	\$ -	\$ 112.21	NC	Home Trailer Park #1
5570001	\$ -	\$ -	\$ -	\$ 111.85	NC	1510 Martin L.king J
3349011	\$ -	\$ -	\$ -	\$ 110.80	NC	1934 Hamilton St
5286005	\$ -	\$ -	\$ -	\$ 110.20	NC	200 Greenwood Cir Ap
2922013	\$ -	\$ -	\$ -	\$ 108.06	NC	201 Dupont Ave
2835013	\$ -	\$ -	\$ -	\$ 106.78	NC	731 Orlando St
5710008	\$ -	\$ -	\$ -	\$ 106.03	NC	Triple Oak Apt 54
5211012	\$ -	\$ -	\$ -	\$ 105.70	NC	14 N Shelfer St
3288025	\$ 24.95	\$ 21.66	\$ -	\$ 104.08	NC	1354 Cox Rd Apt
5740009	\$ -	\$ -	\$ -	\$ 103.95	NC	Triple Oaks # 79
5079017	\$ -	\$ -	\$ -	\$ 103.24	NC	Parkview D-117
3918024	\$ -	\$ -	\$ -	\$ 103.01	NC	26 Milliken Dr
4037017	\$ -	\$ -	\$ -	\$ 102.45	NC	40 Circle Dr

City of Quincy, Florida
Arrears Report

For the Four Months Ended April 30, 2023

Account Number	30 Day 03.31.2023	60 Day 02.28.2023	90 Day 01.31.2023	Balance	Legend	Service Address
4950015	\$ -	\$ -	\$ -	\$ 101.75	NC	19 Carrol Hopkins Ln
4488019	\$ -	\$ -	\$ -	\$ 101.09	NC	427 S Stewart St Apt
RESIDENTIAL - CYCLE 2						
5677004	\$ -	\$ -	\$ -	\$ 100.57	NC	Triple Oaks 26
2910015	\$ -	\$ -	\$ -	\$ 100.00	NC	16 W Bay St
6087004	\$ 19.61	\$ 16.06	\$ 6.86	\$ 99.68	NC	279 Walsh Rd
5220016	\$ -	\$ -	\$ -	\$ 97.29	NC	500 S Atlanta St. Ap
6194003	\$ -	\$ -	\$ -	\$ 95.72	NC	23500 Blue Star Hwy
56670808	\$ -	\$ -	\$ -	\$ 94.33	NC	232 Earl Ln
8424003	\$ -	\$ -	\$ -	\$ 94.01	NC	FREDDIE MARTIN / 445
4884018	\$ -	\$ -	\$ -	\$ 93.74	NC	Parkveiw Garden L150
2912013	\$ -	\$ -	\$ -	\$ 92.36	NC	722 Sikes St
2732015	\$ -	\$ -	\$ -	\$ 89.92	NC	413 3rd St
4474019	\$ -	\$ -	\$ -	\$ 89.12	NC	Gadsden Arms Apt. #
5998017	\$ -	\$ -	\$ -	\$ 88.74	NC	104 Marty St
5291009	\$ -	\$ -	\$ -	\$ 87.92	NC	Greenwood Terrace D-
4161016	\$ -	\$ -	\$ -	\$ 86.26	NC	495 Carlisle Dr
4078013	\$ -	\$ -	\$ -	\$ 85.66	NC	1237 Berry St
4530025	\$ -	\$ -	\$ -	\$ 83.53	NC	427 S Stewart St Apt
5706011	\$ -	\$ -	\$ -	\$ 83.41	NC	Triple Oaks Apt 50
3093012	\$ -	\$ -	\$ -	\$ 82.50	NC	25 Koonce Ln
4307011	\$ -	\$ -	\$ -	\$ 82.15	NC	51 Harrison Wills Rd
8417003	\$ -	\$ -	\$ -	\$ 81.72	NC	160 Hillside Dr
4571023	\$ -	\$ -	\$ -	\$ 80.89	NC	Parkview Gardens #b-
4552012	\$ -	\$ -	\$ -	\$ 80.80	NC	427 S Stewart St Apt
5261017	\$ -	\$ -	\$ -	\$ 80.80	NC	Parkview Gardens #-
4479012	\$ -	\$ -	\$ -	\$ 77.93	NC	427 S Stewart St Apt
3790014	\$ 23.33	\$ -	\$ -	\$ 77.91	NC	1042 Attapulgus Hwy
4728026	\$ -	\$ -	\$ -	\$ 77.67	NC	Parkview Manor # F-2
6501002	\$ -	\$ -	\$ -	\$ 77.56	NC	589 Havana Hwy
5687012	\$ -	\$ -	\$ -	\$ 75.57	NC	Triple Oaks #34
5674006	\$ -	\$ -	\$ -	\$ 75.46	NC	Triple Oaks #24
4318027	\$ -	\$ -	\$ -	\$ 70.86	NC	24587 Blue Star Hwy

City of Quincy, Florida
Arrears Report

For the Four Months Ended April 30, 2023

Account Number	30 Day 03.31.2023	60 Day 02.28.2023	90 Day 01.31.2023	Balance	Legend	Service Address
5026021	\$ -	\$ -	\$ -	\$ 70.48	NC	Parkview Manor Apt.
6707018	\$ -	\$ -	\$ -	\$ 69.70	NC	64 N Cleveland St Ap
RESIDENTIAL - CYCLE 2						
5109010	\$ -	\$ -	\$ -	\$ 69.20	NC	640 Circle Dr
4962016	\$ -	\$ -	\$ -	\$ 67.49	NC	Parkview Garden #f-1
5097021	\$ -	\$ -	\$ -	\$ 66.29	NC	620 So. Atlanta St.
3947011	\$ -	\$ -	\$ -	\$ 64.94	NC	1214 Dogtown Rd
9838005	\$ -	\$ -	\$ -	\$ 64.76	NC	140 Hogue Landing Ln
3460029	\$ -	\$ -	\$ -	\$ 63.14	NC	1930 W Jefferson St
4053012	\$ -	\$ -	\$ -	\$ 62.82	NC	404 Circle Dr
2721020	\$ -	\$ -	\$ -	\$ 60.84	NC	648 S Stewart St
2714013	\$ -	\$ -	\$ -	\$ 60.23	NC	635 S 11th St
4673031	\$ -	\$ -	\$ -	\$ 58.78	NC	Parkview Manor Apt J
4456026	\$ -	\$ -	\$ -	\$ 57.95	NC	427 S Stewart St Apt
4660024	\$ -	\$ -	\$ -	\$ 57.32	NC	Parkview Manor M-226
6088012	\$ -	\$ -	\$ -	\$ 57.29	NC	1101 Havana Hwy
8502001	\$ -	\$ -	\$ -	\$ 56.69	NC	488 Woodberry Rd.
3939012	\$ 5.13	\$ 5.13	\$ 35.91	\$ 56.43	NC	1106 Pt Milligan Rd
6706012	\$ -	\$ -	\$ -	\$ 56.05	NC	64 N Cleveland St Ap
4127019	\$ -	\$ -	\$ -	\$ 55.31	NC	Green Meadow Ct 4
4662033	\$ -	\$ -	\$ -	\$ 55.17	NC	Parkview Manor # 228
4120017	\$ -	\$ -	\$ -	\$ 53.16	NC	Green Meadow Ct 35
5675010	\$ -	\$ -	\$ -	\$ 53.11	NC	Triple Oaks #25
2711014	\$ -	\$ -	\$ -	\$ 51.60	NC	912 Martin L.king Jr
4233012	\$ -	\$ -	\$ -	\$ 51.56	NC	270 Earl Ln
Total Amount						
Cycle 1	\$ 16,887.68	\$ 12,797.51	\$ 32,337.99	\$ 143,451.81		
Percentage	12%	9%	23%	100%		

City of Quincy, Florida

Arrears Report

For the Four Months Ended April 30, 2023

Account Number	30 Day 03.31.2023	60 Day 02.28.2023	90 Day 01.31.2023	Balance_	Legend	Service Address
COMMERCIAL - CYCLE 2						
4229013	\$ 235.15	\$ 353.97	\$ 3,941.94	\$ 5,441.70	NC, PP	23617 Blue Star Hwy
4913001	\$ 863.52	\$ 1,195.41	\$ 73.25	\$ 3,973.15	NC, PP	961 E Jefferson St
3417017	\$ 522.89	\$ 583.89	\$ 1,548.92	\$ 3,374.60	NC, UO	509 Atlanta St
3709011	\$ 64.59	\$ 64.59	\$ 1,971.80	\$ 2,230.16	UR	18212 Blue Star Hwy
5467001	\$ -	\$ -	\$ -	\$ 1,511.65	UR for Penalties	612 S Shelfer St
6011002	\$ 67.82	\$ 67.82	\$ 642.40	\$ 913.68	NC, NP	18520 Blue Star Hwy
4181014	\$ -	\$ -	\$ -	\$ 548.06	NC	278 Lasalle Lefall D
6513002	\$ -	\$ -	\$ -	\$ 546.70	NC	732 S Pat Thomas Pkw
8628002	\$ 62.83	\$ -	\$ -	\$ 526.41	NC	1134 W Jefferson St
3249018	\$ -	\$ -	\$ -	\$ 422.54	NC	1620 Pat Thomas Pkwy
566706705	\$ -	\$ -	\$ 336.45	\$ 336.45	NC	838 Joe Adams Rd
3541013	\$ -	\$ -	\$ -	\$ 253.12	NC	1825 W King St
2829020	\$ -	\$ -	\$ -	\$ 197.31	NC	731 S Pat Thomas Pkw
3593011	\$ -	\$ -	\$ -	\$ 175.04	NC	2140 W Jefferson St
8335002	\$ -	\$ -	\$ -	\$ 128.11	NC	23186 Blue Star Hwy
6148003	\$ 19.90	\$ 21.34	\$ 43.29	\$ 124.11	NC	Meter On Pole)pat Th
8631001	\$ 13.05	\$ 13.05	\$ 68.70	\$ 120.90	NC	920 Arlington Cir
6162001	\$ -	\$ -	\$ -	\$ 110.34	NC	4480 Pat Thomas Pkwy
8197001	\$ 28.76	\$ -	\$ -	\$ 96.84	NC	1633 High Bridge Roa
56670438	\$ -	\$ -	\$ -	\$ 90.41	NC	1907 W Jefferson St
6199001	\$ -	\$ -	\$ -	\$ 90.30	NC	Strong Rd.in Front O
5885001	\$ -	\$ -	\$ -	\$ 85.45	NC	Solomon Dairy Road
6179001	\$ -	\$ -	\$ -	\$ 85.00	NC	743 S Adams St
6652001	\$ -	\$ -	\$ -	\$ 81.63	NC	275c Sparkleberry Bl
6161001	\$ -	\$ -	\$ -	\$ 80.94	NC	651 S Adams St
6166001	\$ -	\$ -	\$ -	\$ 76.54	NC	1318 E Jefferson St
6615001	\$ -	\$ -	\$ -	\$ 75.44	NC	24519 Blue Star Hwy
6181001	\$ -	\$ -	\$ -	\$ 73.68	NC	2039 W Jefferson St
6193001	\$ -	\$ -	\$ -	\$ 71.88	NC	315 Joe Adams Road
6106001	\$ -	\$ -	\$ -	\$ 71.69	NC	Right Of Way On Driv
6409002	\$ -	\$ -	\$ -	\$ 71.69	NC	1990 Pat Thomas Pkwy

City of Quincy, Florida
 Arrears Report
 For the Four Months Ended April 30, 2023

Account Number	30 Day 03.31.2023	60 Day 02.28.2023	90 Day 01.31.2023	Balance_	Legend	Service Address
COMMERCIAL - CYCLE 2						
4559023	\$ -	\$ -	\$ -	\$ 71.66	NC	Gadsden Arms Apt # 9
6184001	\$ -	\$ -	\$ -	\$ 70.50	NC	Hwy 12 E/ At Fork
6180001	\$ -	\$ -	\$ -	\$ 67.40	NC	1309 M L K Blvd
3010011	\$ -	\$ -	\$ -	\$ 61.53	NC	High Bridge Road
4547026	\$ -	\$ -	\$ -	\$ 59.46	NC	427 S Stewart St Apt
3592018	\$ -	\$ -	\$ -	\$ 52.64	NC	2042 W Jefferson St
3414014	\$ -	\$ -	\$ -	\$ 599.75	NC	441 S Virginia St
6410002	\$ -	\$ -	\$ -	\$ 464.40	NC	1978 Pat Thomas Pkwy
81570001	\$ -	\$ -	\$ -	\$ 186.03	NC	6775 Ben Bostic Rd
5791001	\$ -	\$ -	\$ -	\$ 102.23	NC	1911 Martin L.king J

Total Amount
 Cycle 2 \$ 1,878.51 \$ 2,300.07 \$ 8,626.75 \$ 23,721.12
 Percentage 8% 10% 36% 100%

Total Amount in Cycle 2 for Residential & Commercial Accounts
 \$ 18,766.19 \$ 15,097.58 \$ 40,964.74 \$ 167,172.93

Total Amount - Cycles 1 and 2 for Residential & Commercial Accounts
 \$ 61,497.00 \$ 45,585.49 \$ 103,334.05 \$ 302,186.74

**PURCHASE POWER (FUEL) ADJUSTMENT &
NET METER RATE REPORT
AS OF APRIL 30, 2023**

CITY OF PURCHASE POWER ADJUSTMENT REPORT

FUEL ADJ. UPDATED	MARCH SERVICES	APRIL SERVICES	VARIANCE
Duke - transmission cost	\$ 29,351.37	\$ 26,473.06	\$ (2,878.31)
FPL - transmission cost	\$ 34,345.12	\$ 38,061.32	\$ 3,716.20
FPL Firm Capacity	\$ 290,212.27	\$ 268,075.32	\$ (22,136.95)
SEPA	\$ 165,606.07	\$ 151,625.63	\$ (13,980.44)
Total Cost	\$ 519,514.83	\$ 484,235.33	\$ (35,279.50)
FP&L	7,098,000	6,691,000	(407,000)
SEPA	3,935,103	3,660,760	(274,343)
Total KWH	11,033,103	10,351,760	(681,343)
Cost per KWH	0.04709	0.04678	(0.0003)
Base .038	0.0380	0.0380	-
Delta Cost - Base	0.0091	0.0088	(0.0003)
Adjust 6 %	1.060	1.060	-
Calculated Fuel Adjustment	0.0096	0.0093	(0.0003)

CITY OF QUINCY NET METER RATE

Wholesale Purchase Energy Cost	MARCH SERVICES	APRIL SERVICES	VARIANCE
FPL Firm Energy	\$ 172,212.27	\$ 157,325.32	\$ (14,886.95)
SEPA Energy	\$ 87,831.50	\$ 81,708.16	\$ (6,123.34)
SEPA TOTAL BEFORE CREDIT	\$ 158,895.50	\$ 152,772.16	\$ (6,123.34)
SEPA CREDIT	\$ (6,710.57)	\$ (1,146.53)	\$ 5,564.04
calculate % of credit SEPA	-4.2%	-0.8%	3.5%
net purchase power credit	\$ (3,709.35)	\$ (613.21)	\$ 3,096.15
amount charged to Quincy	\$ 84,122.15	\$ 81,094.95	\$ (3,027.19)
Total Cost	\$ 256,334.42	\$ 238,420.27	\$ (17,914.14)
FP&L	7,098,000	6,691,000	(407,000)
SEPA	3,935,103	3,660,760	(274,343)
Total KWH	11,033,103	10,351,760	(681,343)
Wholesale Avoidance Cost	-0.02323	-0.02303	0.00020

Submitted By: Amanda Matthews


Reviewed By: Marcia Carty, Finance Director

DISBURSEMENTS REPORT

AS OF APRIL 30, 2023

Category	No. of Payments	Value	%
Payroll Related	316	\$ 691,533.26	24%
Accounts Payable	192	\$ 2,239,292.52	76%
Checks/ NODs	508	\$ 2,930,825.78	100%

City of Quincy Disbursements



BUDGET TRANSFER REPORT

AS OF APRIL 30, 2023

**CITY OF QUINCY, FL
BUDGET TRANSFERS
FOR THE MONTH OF APRIL, 2023**

Account Number	Account Description	Approved Budget	Comment
403-520-531-30512	POSTAGE	\$27,000	* 10% criteria met per ordinance
403-520-531-30521	OPERATING SUPPLIES	\$434	* Operating expenses exceed budget
404-520-533-30501	PERMITS & FEES	\$87	* Operating expenses exceed budget
404-530-533-30469	REPAIR & MAINT RESERVOIRS	\$2,600	* Continued operations allowed
001-210-521-10140	OVERTIME	\$500	* Operating expenses exceed budget
001-210-521-30493	TRAINING	\$1,500	* Continued operations allowed
001-220-521-10220	RETIREMENT CONTRIBUTIONS	\$400,000	* 10% criteria met per ordinance
001-220-521-30522	OPERATING SUPPLIES - UNIFORMS	\$40,000	* Operating expenses exceed budget
001-310-572-30341	CONTRACTUAL SERVICES	\$2,000	* Operating expenses exceed budget
001-440-572-30463	REPAIR & MAINTENANCE-BLDGS. & GRNDS	\$7,500	* Continued operations allowed
001-310-572-30491	OTHER OPERATING EXPENSES	\$15,000	* Operating expenses exceed budget
001-310-572-30528	ATHLETIC EQUIPMENT - BASKETBALL	\$10,000	* Operating expenses exceed budget
001-310-572-30540	OTHER RECREATIONAL ACTIVITIES	\$7,000	* 10% criteria met per ordinance
001-430-541-10140	OVERTIME	\$4,500	* Operating expenses exceed budget
001-430-541-30530	ROAD MATERIALS & SUPPLIES	\$100,000	* 10% criteria met per ordinance
001-440-572-30440	RENTAL OF EQUIPMENT & BUILDINGS	\$0	* Operating expenses exceed budget
001-440-572-30463	REPAIR & MAINTENANCE-BLDGS. & GRNDS	\$7,500	* Operating expenses exceed budget
001-440-572-30463	REPAIR & MAINTENANCE-BLDGS. & GRNDS	\$7,500	* Operating expenses exceed budget
400-274-513-30490	BANK CHARGES	\$1,000	* Continued operations allowed
400-274-513-30491	OTHER OPERATING EXPENSES	\$6,000	* Continued operations allowed
404-520-533-10140	OVERTIME	\$3,659	* Operating expenses exceed budget
404-530-533-30469	REPAIR & MAINT RESERVOIRS	\$2,600	* Continued operations allowed
404-520-533-30493	TRAINING	\$1,000	* Operating expenses exceed budget
404-539-533-30403	GASOLINE & DIESEL	\$2,000	* Operating expenses exceed budget
001-440-572-30463	REPAIR & MAINTENANCE-BLDGS. & GRNDS	\$7,500	* Continued operations allowed
001-440-572-60642	VEHICLES	\$35,000	* Operating expenses exceed budget

Total \$28,350 (\$28,350)

FIXED ASSET PURCHASES REPORT
FOR THE SEVEN MONTHS ENDED APRIL 30, 2023

CITY OF QUINCY
FIXED ASSETS PURCHASES REPORT APRIL 2023

Category	Approved Budget YTD	Actual YTD	% Budget YTD
BUILDING AND BUILDING IMPROVEMENTS	\$ 5,000.00	\$ -	0%
EQUIPMENT	\$ 289,951.51	\$ 88,979.42	31%
OFFICE FURNITURE EQUIPMENT	\$ 19,108.00	\$ 7,288.24	38%
SIGNALIZATION AND STREET LIGHTS	\$ 65,000.00	\$ 2,063.43	3%
VEHICLES	\$ 242,635.76	\$ 56,317.15	23%
BEAUTIFICATION PROJECTS, CRA CATALYST PROJECTS, SENIOR ENERGY EFF PROGRAM	\$ 856,445.00	\$ 167,961.00	20%
INFRASTRUCTURE	\$ 220,328.78	\$ 199,415.54	91%
TOTAL	\$ 1,698,469.05	\$ 522,024.78	31%

P-CARD REPORT & BANK STATEMENT

AS OF APRIL 30, 2023



Purchasing Card

FL CITY OF QUINCY
 XXXX-XXXX-XXXX-5777
 April 05, 2023 - May 04, 2023

Company Statement

Account Information	Payment Information	Account Summary
Mail Billing Inquiries to: BANKCARD CENTER PO Box 660441 Dallas, TX 75266-0441 TTY Hearing Impaired: Dial "711" Outside the U.S.: 1.509.353.6656 24 Hours For Lost or Stolen Card: 1.888.449.2273 24 Hours	Statement Date 05/04/23 Payment Due Date 05/18/23 Days in Billing Cycle 30 Credit Limit \$250,000 Cash Limit \$50,000 Total Payment Due \$8,130.19	Previous Balance \$7,956.74 Payments -\$7,956.74 Credits \$0.00 Cash \$0.00 Purchases \$8,130.19 Other Debits \$0.00 Overlimit Fee \$0.00 Late Payment Fee \$0.00 Cash Fees \$0.00 Other Fees \$0.00 Finance Charge \$0.00 Current Balance \$8,130.19

Important Messages

Please do not send payment. Your automatic payment is scheduled to be credited to this account on 05/18/23.

Global Card Access - your card information whenever, wherever and however you need it. From the dashboard, you can quickly check your credit limit, balance, available credit and recent card activity. Other features like View PIN, Change PIN, Lock Card and Alerts help you keep your card secure. For added convenience, you can easily view or download your current statement up to 12 months of past statements. Visit www.bofa.com/globalcardaccess to register your card and start using Global Card Access today.

Cardholder Activity Summary

Account Number Credit Limit	Credits	Cash	Purchases and Other Debits	Total Activity
--------------------------------	---------	------	-------------------------------	----------------

0795674 0813019 0813019 4715290003775777

Account Number: XXXX-XXXX-XXXX- 5777
 April 05, 2023 - May 04, 2023

Total Payment Due \$8,130.19
Payment Due Date 05/18/23

Enter payment amount

\$

BANK OF AMERICA
 PO BOX 15731
 WILMINGTON, DE 19886-5731

FL CITY OF QUINCY
 404 W JEFFERSON ST
 QUINCY, FL 32351-2328

Mail this coupon along with your check payable to:
BANK OF AMERICA

Posting payments: Payments received by mail at the remittance address shown on the Payment Coupon portion of the face of this statement on a banking day will be posted to your account on the day received. If we receive your mailed payment on a non-banking day, we will post it to your account on the next banking day. There may be a delay of up to 5 banking days in posting payments made at a location other than the mailing address listed on the front of your payment coupon.

Service for the hearing impaired (TTY/TDD): We accept calls made through relay services (dial 711).

Telephone monitoring: For the purposes of monitoring and improving the quality of service, Bank's supervisory personnel may listen to and/or record telephone calls between Bank employees and any person acting on Company's behalf.

In case of errors or questions about your bill: Errors or questions about your bill must be received in writing no later than 60 days after we sent you the first statement on which the error or problem appeared. Please mail this information to BANKCARD CENTER, PO BOX 660441, DALLAS, TX 75266-0441. Your letter must include the following information:

- . The company name, cardholder name and account number in question.
- . The dollar amount of the suspected error.
- . A written description of the error and why you believe there is an error. If you need more information, describe the item you are unsure about.

Customer Service	For questions regarding transactions, general assistance, and reporting lost and stolen cards, call:	
	<u>Within the U.S.</u> 1.888.449.2273	<u>Outside the U.S.</u> 1.509.353.6656 (collect calls accepted)

Thank you for your business.

Posting payments: Payments received by mail at the remittance address shown on the Payment Coupon portion of the face of this statement on a banking day will be posted to your account on the day received. If we receive your mailed payment on a non-banking day, we will post it to your account on the next banking day. There may be a delay of up to 5 banking days in posting payments made at a location other than the mailing address listed on the front of your payment coupon.

FL CITY OF QUINCY
 XXXX-XXXX-XXXX-5777
 April 05, 2023 - May 04, 2023

Cardholder Activity Summary

Account Number	Credits	Cash	Purchases and Other Debits	Total Activity
ASHLEY, TIMOTHY XXXX-XXXX-XXXX-6406 5,000	0.00	0.00	4,443.10	4,443.10
BELL, REGINALD XXXX-XXXX-XXXX-5834 5,000	0.00	0.00	341.68	341.68
CANIDATE, ANESSA XXXX-XXXX-XXXX-0501 5,000	0.00	0.00	150.00	150.00
CARTY, MARCIA XXXX-XXXX-XXXX-2942 11,743	0.00	0.00	342.44	342.44
DEPARTMENT, FIRE XXXX-XXXX-XXXX-5296 5,000	0.00	0.00	1,226.13	1,226.13
FAGG, DECODY XXXX-XXXX-XXXX-7970 5,000	0.00	0.00	404.01	404.01
HARRIS, RONTE XXXX-XXXX-XXXX-8842 5,000	0.00	0.00	150.00	150.00
PENNINGTON, MICHAEL XXXX-XXXX-XXXX-3251 5,000	0.00	0.00	153.57	153.57
RESOURCES, HUMAN XXXX-XXXX-XXXX-3874 2,000	0.00	0.00	350.00	350.00
SHACKELFORD, JANICE XXXX-XXXX-XXXX-1522 2,500	0.00	0.00	381.49	381.49
TRAINING, POLICE XXXX-XXXX-XXXX-1386 3,000	0.00	0.00	146.64	146.64
ZONING, PLANNING AND XXXX-XXXX-XXXX-6723 5,000	0.00	0.00	41.13	41.13

Transactions

Posting Transaction	Date	Date	Description	Reference Number	MCC	Charge	Credit
FL CITY OF QUINCY							Total Activity
Account Number: XXXX-XXXX-XXXX-5777							-\$7,956.74
04/18 04/18			AUTO PAYMENT DEDUCTION		0071		7,956.74
ASHLEY, TIMOTHY							Total Activity
Account Number: XXXX-XXXX-XXXX-6406							4,443.10
04/07 04/06			GADSDEN MINI STORAG 850-875-1077 FL	24492153097831078249699	4225	80.00	
04/10 04/07			LLRMI HTTPSWWW.LLRMIN	24492163097000025823571	7392	1,100.00	
04/10 04/07			INST. OF POLICE TECH & 904-620-4786 FL	24323003097207463200252	5999	495.00	
04/13 04/11			AXON 800-9782737 AZ	24121573102310561750720	5085	495.00	
04/26 04/25			SAFELITE E-COMMERCE 614-210-9192 OH	24493983115700875167841	5533	403.11	
04/26 04/25			IN *PERKINS ELECTRIC, INC850-3858630 FL	24692163115102594437118	1731	695.00	
04/27 04/26			MARATHON PETRO182022 LAKE CITY FL	24034543116002851245312	5542	87.19	
05/01 04/28			HOLIDAY INN EXPRESS CLERMONT FL Arrival: 04/23/23	24943003119708436755003	3501	543.90	
05/01 04/28			HOLIDAY INN EXPRESS CLERMONT FL Arrival: 04/23/23	24943003119708436755219	3501	543.90	
BELL, REGINALD							Total Activity
Account Number: XXXX-XXXX-XXXX-5834							341.68
04/11 04/10			GADSDEN TAX QUINCY FL	24137463100300735808775	9311	119.96	
04/13 04/12			TAKE 5 #477 QUINCY FL	24116413103837001284121	7538	119.95	
04/25 04/24			GADSDEN TAX QUINCY FL	24137463114300721206830	9311	101.77	
CANIDATE, ANESSA							Total Activity
Account Number: XXXX-XXXX-XXXX-0501							150.00
04/21 04/20			FLORIDA LEAGUE OF CITIES 850-222-9684 FL	24801973111690499494535	8699	150.00	

Transactions						
<i>Posting Transaction</i>						
Date	Date	Description	Reference Number	MCC	Charge	Credit
CARTY, MARCIA						Total Activity
Account Number: XXXX-XXXX-XXXX-2942						342.44
04/25	04/24	ZOOM.US 888-799-9666 WWW.ZOOM.US CA	24011343114000037333303	4814	55.99	
05/01	04/28	THE GOLF CLUB OF QUI QUINCY FL	24559303118900011600122	7992	51.00	
05/01	04/29	RS MEANS 800-448-8182 SC	24692163119105424025934	5045	235.45	
DEPARTMENT, FIRE						Total Activity
Account Number: XXXX-XXXX-XXXX-5296						1,226.13
04/07	04/06	WAL-MART #0488 QUINCY FL	24226383097091000073115	5411	106.00	
04/12	04/11	KEITH MCNEILL PLUMBING TALLAHASSEE FL	24512393101900013800015	5074	202.50	
04/19	04/18	WM SUPERCENTER #488 QUINCY FL	24445003109400190416379	5411	91.50	
04/19	04/18	USPS PO 1178450655 QUINCY FL	24137463109001544147261	9402	8.13	
04/21	04/20	WAL-MART #0488 QUINCY FL	24226383111091007919643	5411	20.88	
04/21	04/20	THE BLUEPRINT SHOP TALLAHASSEE FL	24210733111091294000069	8999	108.00	
04/21	04/20	OVERHEAD DOOR COMPANY OF 850-3863667 FL	24207853110174301114628	1799	486.00	
04/24	04/21	SANITATION PRODUCTS AMER 850-575-0921 FL	24431063111083352385131	5047	203.12	
FAGG, DECODY						Total Activity
Account Number: XXXX-XXXX-XXXX-7970						404.01
04/06	04/05	FERGUSON ENT #159 TALLAHASSEE FL	24435653095839188826547	5074	72.97	
04/12	04/11	FERGUSON ENT #159 TALLAHASSEE FL	24435653101839189190911	5074	255.04	
04/17	04/15	MARATHON PETRO250035 LIVE OAK FL	24034543106001691516041	5542	40.50	
04/18	04/16	GATE 1222 JACKSONVILLE FL	24692163107105799294564	5542	35.50	
HARRIS, RONTE						Total Activity
Account Number: XXXX-XXXX-XXXX-8842						150.00
04/21	04/20	FLORIDA LEAGUE OF CITIES 850-222-9684 FL	24801973111690499550153	8699	150.00	
PENNINGTON, MICHAEL						Total Activity
Account Number: XXXX-XXXX-XXXX-3251						153.57
04/05	04/04	AUTOZONE #2455 QUINCY FL	24137463095001535534259	5533	18.36	
04/05	04/04	WINN-DIXIE #0184 QUINCY FL	24137463095001535534176	5411	5.00	
05/04	05/03	GADSDEN TAX 850-875-8720 FL	24137463123300762412205	9311	130.21	
RESOURCES, HUMAN						Total Activity
Account Number: XXXX-XXXX-XXXX-3874						350.00
04/06	04/05	FLORIDA LEAGUE OF CITIES 850-222-9684 FL	24801973096690247076237	8699	300.00	
04/17	04/14	PAYPAL *BIGBENDJOBS 402-935-7733 CA	24492153104852447898793	8398	50.00	
SHACKELFORD, JANICE						Total Activity
Account Number: XXXX-XXXX-XXXX-1522						381.49
04/06	04/05	BIG PAPAS CHOPHOUSE QUINCY FL	24223693095030038481467	5812	96.14	
04/07	04/06	SAMS CLUB #8120 TALLAHASSEE FL	24445003097400210134758	5300	121.26	
04/10	04/06	PARTY CITY 327 TALLAHASSEE FL	24692163097108161069103	5999	9.68	
04/11	04/10	WM SUPERCENTER #1408 TALLAHASSEE FL	24445003101400201062053	5411	11.33	
04/12	04/11	ADOBE *800-833-6687 ADOBE.LY/ENUSCA	24692163101101055773389	5734	19.99	
04/13	04/12	WINN-DIXIE #0184 QUINCY FL	24137463103001495349847	5411	89.92	
04/13	04/12	WINN-DIXIE #0184 QUINCY FL	24137463103001495349920	5411	8.59	
04/14	04/13	WINN-DIXIE #0184 QUINCY FL	24137463104001542457816	5411	24.58	
TRAINING, POLICE						Total Activity
Account Number: XXXX-XXXX-XXXX-1386						146.64
04/20	04/18	CIRCLE K # 07690 WILDWOOD FL	24692163110107974322439	5499	30.00	
04/21	04/20	CIRCLE K 05934 LADY LAKE FL	24692163111108781994583	5541	25.00	
04/25	04/23	CLERMONT CONVENIENCE INC CLERMONT FL	24003223114758002967462	5542	60.87	
05/01	04/28	WAWA 5144 CLERMONT FL	24055243118837000283808	5542	30.77	
ZONING, PLANNING AND						Total Activity
Account Number: XXXX-XXXX-XXXX-6723						41.13
04/05	04/04	USPS PO 1178450655 QUINCY FL	24137463095001535491005	9402	41.13	

Finance Charge Calculation

Your Annual Percentage Rate (APR) is the annual interest rate on your account.

	Annual Percentage Rate	Balance Subject to Interest Rate	Finance Charges by Transaction Type
PURCHASES	0.00%	\$0.00	\$0.00
CASH	0.00%	\$0.00	\$0.00

V = Variable Rate (rate may vary), Promotional Balance = APR for limited time on specified transactions.

P-Card Allocations for April 2023

BANK OF AMERICA			Vendor	4/4/2023-05/4/2023	COVID	Justification
Department	Date	Amount	Vendor Name	GL Number		
Timothy Ashley	4/6/2023	\$ 80.00	GADSDEN MINI STORAGE	001-220-521-30491		STORAGE
Timothy Ashley	4/7/2023	\$ 1,100.00	HTTPSWWW.LLRMIN	001-220-521-30493		TRAINING
Timothy Ashley	4/7/2023	\$ 495.00	INST. OF POLICE TECH	001-220-521-30493		INST. OF POLICE TECH - D MORDICA
Timothy Ashley	4/11/2023	\$ 495.00	AXON	001-220-521-30521		TASER INSTRUCTOR
Timothy Ashley	4/25/2023	\$ 493.11	SAFELITE E-COMMERCE	001-220-521-30406		WINDSHIELD REPAIR
Timothy Ashley	4/25/2023	\$ 695.00	PERKINS ELECTRIC	001-210-521-30511		PERKINS ELECTRIC
Timothy Ashley	4/26/2023	\$ 87.19	MARATHON PETRO	001-210-521-30403		FUEL WHILE TRAVELING FOR TRAINING
Timothy Ashley	4/28/2023	\$ 543.90	HOLIDAY INN	001-220-521-30493		TRAINING
Timothy Ashley	4/28/2023	\$ 543.90	HOLIDAY INN	001-220-521-30493		TRAINING
Reginald Bell	4/10/2023	\$ 119.96	GADSDEN TAX	001-450-541-30491		TAGS FOR NEW ON CALL TRUCK
Reginald Bell	4/12/2023	\$ 119.95	TAKE 5	001-450-541-30404	\$74.98	REPLACEMENT TAGS
Reginald Bell	4/24/2023	\$ 101.77	GADSDEN TAX	001-450-541-30491		RENEWAL OF MEMBERSHIP
Annessa Candale	4/20/2023	\$ 150.00	FLORIDA LEAGUE OF CITIES	001-110-511-30491		ZOOM SERVICE FOR COMMISSION USE
Marcia Carly	4/24/2023	\$ 55.99	ZOOM.US	001-110-511-30491		LUNCH FOR EXCELERON TRAINING
Marcia Carly	4/28/2023	\$ 51.00	THE GOLF CLUB OF QUINCY	400-274-513-30491		SOFTWARE
Marcia Carly	4/29/2023	\$ 235.45	RS MEANS	508-539-539-30494		MONITOR
Fire Department	4/6/2023	\$ 106.00	WAL-MART #0488	001-210-522-60541		EMERGENCY SHOWER REPAIR STATION #1
Fire Department	4/11/2023	\$ 202.50	KEITH MCNEILL PLUMBING	001-210-522-30463		CLEANING SUPPLIES
Fire Department	4/18/2023	\$ 91.50	WM SUPERCENTER #488	001-210-522-30521		CERTIFIED LETTER TO UNIFIRST
Fire Department	4/18/2023	\$ 8.13	USPS PO	001-210-522-30491		USB FOR ESO MIGRATION FROM FIREHOUSE
Fire Department	4/20/2023	\$ 20.88	WAL-MART #0488	001-210-522-30511		LAMINATED WALL MAPS
Fire Department	4/20/2023	\$ 486.00	THE BLUEPRINT SHOP	001-210-522-30491		BAY DOOR REPAIR STATION #2
Fire Department	4/20/2023	\$ 203.12	SANITATION PRODUCTS	001-230-522-30521		BUNKER GEAR CLEANER
Decody Fagg	4/5/2023	\$ 72.97	FERGUSON ENT #159	001-310-572-30492		SINK FOR TANYARD RESTROOM
Decody Fagg	4/11/2023	\$ 255.04	MARATHON PETRO	001-310-572-30403		GAS TRAVEL FROM JACKSONVILLE TRACK
Decody Fagg	4/16/2023	\$ 35.50	GATE 1222	001-310-572-30403		GAS TRAVEL FROM JACKSONVILLE TRACK
Ronte Harris	4/20/2023	\$ 150.00	FLORIDA LEAGUE OF CITIES	001-110-511-30491		RENEWAL OF MEMBERSHIP
Michael Pennington	4/4/2023	\$ 18.36	AUTUZONE	403-520-531-30406		SUBSTATION BATTERIES
Michael Pennington	4/4/2023	\$ 5.00	WINN-DIXIE	403-591-531-30521		WATER FOR SUBSTATION BATTERIES
Michael Pennington	5/3/2023	\$ 130.21	GADSDEN TAX	402-540-535-30401		VEHICLE TAGS
Human Resources	4/5/2023	\$ 500.00	FLORIDA LEAGUE OF CITIES	001-260-513-30493		LEAGUE OF CITIES REGISTRATION
Human Resources	4/14/2023	\$ 50.00	BIGBENDJOBS	001-260-513-30493		CAREER SOURCE TRAINING
Janice Shackelford	4/5/2023	\$ 96.14	BIG PAPAS CHOPHOUSE	001-130-519-30491		IBEW NEGOTIATIONS LUNCH
Janice Shackelford	4/6/2023	\$ 121.26	SAMS CLUB #8120	001-130-519-30491		TOWN HALL MEETING REFRESHMENTS
Janice Shackelford	4/6/2023	\$ 9.68	PARTY CITY 327	001-130-519-30491		TOWN HALL MEETING REFRESHMENTS
Janice Shackelford	4/10/2023	\$ 11.33	WM SUPERCENTER #1408	001-130-519-30491		FRAMES
Janice Shackelford	4/11/2023	\$ 19.99	ADOBE	001-110-511-30491		ADOBE MONTHLY SUBSCRIPTION
Janice Shackelford	4/12/2023	\$ 89.92	WINN-DIXIE #0184	001-130-519-30491		IBEW NEGOTIATIONS
Janice Shackelford	4/12/2023	\$ 8.59	WINN-DIXIE #0184	001-130-519-30491		IBEW NEGOTIATIONS WATER
Janice Shackelford	4/13/2023	\$ 24.58	WINN-DIXIE #0184	001-130-519-30491		IBEW NEGOTIATIONS
Police Training	4/18/2023	\$ 30.00	CIRCLE K	001-220-521-30493		FUEL WHILE TRAVELING FOR TRAINING
Police Training	4/20/2023	\$ 25.00	CIRCLE K	001-220-521-30493		FUEL WHILE TRAVELING FOR TRAINING

P-Card Allocations for April 2023

BANK OF AMERICA		Vendor		4/4/2023-05/4/2023	COVID	Justification
Department	Date	Amount	Vendor Name	GL Number		
Police Training	4/23/2023	\$ 60.87	CLERMONT CONVENIENCE INC	001-220-521-30493		FUEL WHILE TRAVELING FOR TRAINING
Police Training	4/28/2023	\$ 30.77	MAWA	001-220-521-30493		FUEL WHILE TRAVELING FOR TRAINING
Planning And Zoning	4/4/2023	\$ 41.13	USPS PO	001-284-515-30491		CERTIFIED MAIL CODE ENFORCEMENT
		\$ 8,130.19				

Approval of May's 2023 Financial Report

CITY OF QUINCY, FL FINANCIAL STATEMENTS

FOR THE EIGHT MONTHS ENDED MAY 31, 2023



ABSTRACT

The City of Quincy is following the path of financial prudence to ensure the effective usage and management of the available assets and resources to meet the goals and objectives of the City's Commissioners and City Management. The attached financial statements and reports tell the story and highlight the path the City of Quincy is following...

Marcia Carty, MS, CPA
Finance Director

FINANCIAL REPORTS

Prepared June 22, 2023

CITY OF QUINCY, FL
MONTHLY FINANCIAL REPORTS
FOR THE EIGHT MONTHS ENDED MAY 31, 2023

TABLE OF CONTENTS

Description of Report	Finance Personnel
❖ Overview	Marcia Carty
❖ Summary Report of Revenues & Expenses	Marcia Carty
❖ Operating Actual Revenues/Expenses	Marcia Carty
❖ Projected Operating Revenues/Expenses	Marcia Carty
❖ Statement of Operating Revenues	Amanda Matthews
❖ Statement of Operating Expenses	Amanda Matthews
❖ Debt Service Coverage Report	Marcia Carty
❖ Grant Report	Marcia Carty
❖ Utility Billing Report	Donna Reeves
❖ Electric Revenue Prior Year Analysis	Artenia Jones
❖ Electric Revenue Budget vs Actual Analysis	Artenia Jones
❖ Customer Service Receipts Collected	LaTrenda Gainous
❖ New Customers Report	LaTrenda Gainous
❖ Arrears Report	LaTrenda Gainous
❖ Purchase Power (Fuel) Adjustment Report	Amanda Matthews
❖ Net Metering Report	Amanda Matthews
❖ Disbursements Report	Amanda Matthews
❖ Budget Transfer Report	Marcia Carty
❖ Fixed Asset Purchases Report	Andrea Burks
❖ P-Card Report & Bank Statement	Amanda Matthews
❖ Bank Reconciliations & Statements	Amanda Matthews
○ Variance FY 2022 versus FY 2023	
○ Prior Month April 2023 versus May 2023	
○ Bank Reconciliations and Bank Statements	
○ Bank Accounts Spendable Type	

Note: All reports are reviewed and approved for release by the Finance Director

OVERVIEW OF THE FINANCIAL REPORTS

Overview of the Monthly Financial Reports for MAY 31, 2023

By Finance Director Marcia Carty, CPA

For the eight months ended MAY 31, 2023, the following should be noted:

1. Gross operating revenues generated for the above period were \$23,475,411, with \$7,815,423 from the general fund and \$15,659,988 from the enterprise fund, representing 60% of the budget for the year, \$39,145,468.
2. Total operating expenses equaled \$23,135,397, of which \$7,803,499 was disbursed from governmental fund and \$15,331,898 from enterprise fund, representing 59.1% of total budget.
3. Net results for the City of Quincy were \$340,285, with operating net results being \$340,014, and grants net results being \$271.
4. The debt service coverage rate is greater than 1.0; currently equaling 1.48.
5. Grant budget is \$5,186,784 for both revenues and expenses. Actual revenues equal \$1,413,018 and expenses were \$1,412,747 with revenues being greater than expenses by \$271.
6. Utility billing decreased by \$41,188 for Cycle One, when compared to May 2022, primarily due to consumption and fuel rate decrease. Cycle One number of bills decreased by 11, and estimated bills decreased by 8. Utility billing decreased by \$64,233 for Cycle Two, when compared to May 2022, primarily due to consumption and fuel rate decrease. Cycle Two number of bills remained level. There are 4,940, which is an increase of 47 accounts when compared to the 4,893 accounts in March 2023. There are 4,056 residential accounts (3,896 in April) and commercial/industrial accounts equal 884 (997 in April).
7. Year-to-date, utility revenues for the month ended May 31, 2023, Electric Utility billing is \$1,525,846 less than the prior year, with the bulk of the change being contributed to the reduction in earnings utility sales, which is directly related to the decrease in fuel purchase. Actual revenues, year-to-date, are less than budget by \$2,467,840. Fuel rate adjustments reduced revenues is the primary reason for the decrease.
8. There were 58 new accounts set up by the Customer Service Department. Monthly receipts collected by the Customer Service Division equaled \$1,720,613 (\$4,00 more than April 2023). \$1,027,142 compared to last month's receipts of \$823,408 is directly related to Utility Billing payments.
9. The Arrears Report reflects an approximate amount of \$190,000 (a decrease of almost \$182,000 when compared to April 2023). Staff has collected a good amount of arrears.
10. Purchase power adjustment (fuel) rate adjustment decreased by .0001, from .0093 down to .0092, when compared to April 2023.
11. The calculated Net Meter rate for May 2023 increased by .00027 from (.0233) to (.02303), when compared to April 2023.
12. Total disbursements approximated \$2.621 million, paid with 643 checks, NODs, and ACHs.
13. Budget transfers are being executed only as required to continue daily operations.
14. Year-to date as of April 2023, operating fixed asset purchases were \$633,687 or 38% budgeted amount of \$1,698,469), of which CRA portion was \$186,061 and

operating was \$434,272.

15. P-card purchases for the month of May 2023 were \$9,642. The \$1,500 threshold was exceeded by only one user (with justification).

Items of Concern –

- Operating cash is decreasing. It is expected that this trend will change starting the month of July, as major debt servicing will be completed.
- Bank account balances not being used for operating activity should be earning more passive income, namely, Smart Grid and Grant funds. FLCLASS has been approved to place \$2 million with them.
- ARPA Grant funds from period year have not been fully expended.
- Management of FEMA potential reimbursements is becoming more of a priority.
- Less revenues are being earned, primarily because the fuel purchase cost is not as great and the fuel rate adjustment is lower than last year.
- Staff and the City Auditor are performing in depth analysis of the enterprise Funds' revenue streams, including five-year analysis and gross margin analyses.

Highlight – On June 6, 2023, Finance has received the first draft of the FY 09/30/2022 Audit Report and is working on the various disclosures and MDA. Expected date of completion is June 26, 2023.

Conclusion – the city is earning less but also spending less proportionately. A more in-depth analysis is in process. A rate study has been requested by Finance. Meetings are being held with the City Manager, Utilities Director and the Finance Director. City management and Directors are being cautioned to spend at least 8% to 10% less monthly.

**SUMMARY REPORT OF REVENUES AND EXPENSES
FOR THE EIGHT MONTHS ENDED MAY 31, 2023**

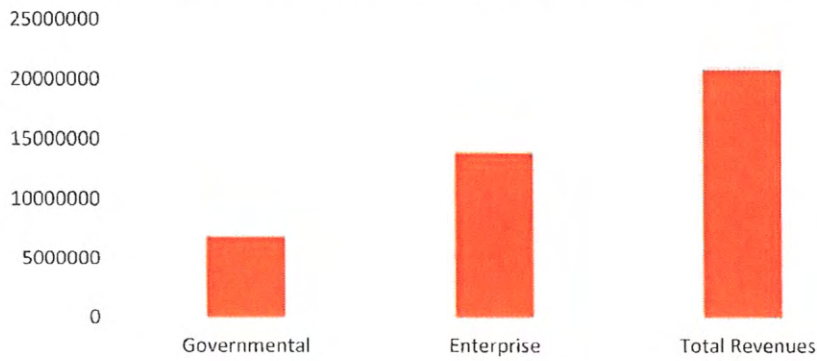
CITY OF QUINCY, FL
SUMMARY REPORT OF REVENUES/EXPENSES FOR THE EIGHT MONTHS ENDED MAY 31, 2023

ACCOUNT DESCRIPTION	FY 2023 OPERATING BUDGET	FY 2023 EIGHT MONTHS YTD OPERATING ACTUAL	YTD % (58%)
TOTAL GOVERNMENTAL REVENUES	\$12,664,050	\$7,815,423	61.7%
GOVERNMENTAL FUNDS EXPENSES	-\$12,664,050	-\$7,803,499	-61.6%
NET GOVERNMENTAL FUND RESULTS	\$0	\$11,924	0.1%
TOTAL ENTERPRISE FUND REVENUES	\$26,481,418	\$15,659,988	59.1%
TOTAL ENTERPRISE FUND EXPENSES	-\$26,481,418	-\$15,331,898	-57.9%
NET ENTERPRISE FUND RESULTS	\$0	\$328,090	1.2%
TOTAL OPERATING REVENUES	\$39,145,468	\$23,475,411	60.0%
TOTAL OPERATING EXPENSES	-\$39,145,468	-\$23,135,397	-59.1%
NET TOTAL OPERATING RESULTS	\$0	\$340,014	0.9%
GRANT REVENUES	\$5,186,784	\$1,413,018	27.2%
GRANT EXPENSES	-\$5,186,784	-\$1,412,747	-27.2%
NET GRANT OPERATIONS	\$0	\$271	0.0%
CITYWIDE TOTAL REVENUES	\$44,332,252	\$24,888,429	56.1%
CITYWIDE TOTAL EXPENSES	-\$44,332,252	-\$24,548,144	-55.4%
NET CITYWIDE TOTAL OPERATIONS	\$0	\$340,285	0.8%

CITY OF QUINCY, FL
CHART OF REVENUES FOR THE EIGHT MONTHS ENDED MAY 31, 2023

REVENUES	
Governmental	\$7,815,423
Enterprise	<u>15,659,988</u>
Total Revenues	<u><u>\$23,475,411</u></u>

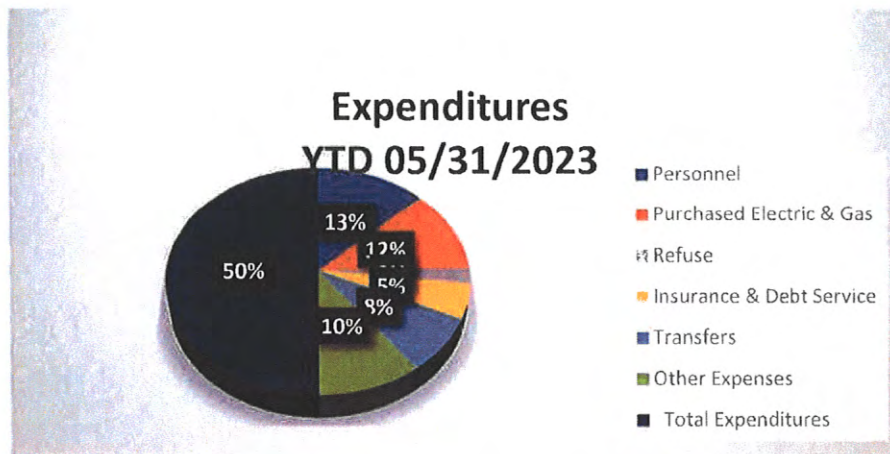
OPERATING REVENUES YTD 05/31/2023



CITY OF QUINCY, FL
CHART OF EXPENSES FOR THE EIGHT MONTHS ENDED MAY 31, 2023

EXPENDITURES

Personnel	\$6,048,394
Purchased Electric & Gas	5,467,353
Refuse	694,579
Insurance & Debt Service	2,216,791
Transfers	3,685,661
Other Expenses	<u>5,022,619</u>
 Total Expenditures	 <u><u>\$23,135,397</u></u>



CITY OF QUINCY, FL
OPERATING ACTUAL REVENUES/EXPENSES FOR THE EIGHT MONTHS ENDED MAY 31, 2023

	EIGHT MONTHS YTD ACTUAL	
REVENUES		
Governmental	\$7,815,423	33%
Enterprise	15,659,988	67%
Total Revenues	\$23,475,411	100%
 EXPENDITURES		
Personnel	\$6,048,394	26%
Contractual Services	1,619,745	7%
Professional Services	195,206	1%
Purchased Electric	4,892,592	21%
Purchased Gas	574,761	2%
Reserves/ Parks & Facilities	7,100	0%
Travel, Gas, Oil & Grease, Tires, Auto Parts & Repair	299,104	1%
Telephone	125,412	1%
Utilities	343,687	1%
Community Services	15,760	0%
Commercial & Residential Refuse	694,579	3%
Insurance - Property Liability	872,291	4%
Repair & Maintenance	107,006	0%
Yard Tipping Cost	67,051	0%
Other Operating Expenses	188,117	1%
Training & Software	64,704	0%
Office Supplies & Operations	25,937	0%
Operating Materials & Supplies	90,796	0%
Uniforms	117,311	0%
Athletic Supplies & Equipment	46,195	0%
Dues, Publications, Subscriptions & Memberships	34,341	0%
Economic Environment & Development	330,534	1%
Other Operating Expenses - IT Support	127,986	1%
CRA Operations & Projects	199,402	1%
Capital Expenditures	447,627	2%
Aid to Private Organizations	62,800	0%
Debt Service - Principal and Interest	1,344,500	6%
Transfers	3,685,661	16%
Business Activity - Enterprise	506,798	2%
 Total Expenditures	23,135,397	99%
 NET INCOME (LOSS)	\$340,014	1%

CITY OF QUINCY, FL
OPERATING PROJECTED REVENUES/EXPENSES FOR THE EIGHT MONTHS ENDED MAY 31, 2023

	EIGHT MONTHS YTD ACTUAL	
REVENUES		
Governmental	\$11,662,128	33%
Enterprise	23,739,982	67%
Total Revenues	\$35,402,110	100%
EXPENDITURES		
Personnel	\$9,072,591	26%
Contractual Services	\$2,429,618	7%
Professional Services	\$292,809	1%
Purchased Electric	\$7,338,888	21%
Purchased Gas	\$862,142	2%
Reserves/ Parks & Facilities	\$10,650	0%
Travel, Gas, Oil & Grease, Tires, Auto Parts & Repair	\$448,656	1%
Telephone	\$188,118	1%
Utilities	\$515,531	1%
Community Services	\$23,640	0%
Commercial & Residential Refuse	\$1,041,869	3%
Insurance - Property Liability	\$1,308,437	4%
Repair & Maintenance	\$160,509	0%
Yard Tipping Cost	\$100,577	0%
Other Operating Expenses	\$282,176	1%
Training & Software	\$97,056	0%
Office Supplies & Operations	\$38,906	0%
Operating Materials& Supplies	\$175,100	0%
Uniforms	\$175,967	0%
Athletic Supplies & Equipment	\$69,293	0%
Dues, Publications, Subscriptions & Memberships	\$51,512	0%
Economic Environment & Development	\$332,044	1%
Other Operating Expenses - IT Support	\$213,555	1%
CRA Operations & Projects	\$307,946	1%
Capital Expenditures	\$671,441	2%
Aid to Private Organizations	\$62,800	0%
Debt Service - Principal and Interest	\$1,763,536	5%
Transfers	\$5,528,492	16%
Business Activity - Enterprise	\$760,197	2%
Total Expenditures	34,324,049	97%
NET INCOME (LOSS)	\$1,078,061	3%

ACCOUNT #	ACCOUNT DESCRIPTION	ADJUSTED BUDGET 2023	8 MONTHS YTD 2023	OVER_ (UNDER) ADJUSTED BUDGET	66.67% YTD_%	PRIOR YTD 2022	PRIOR_ YTD_% 2022
GOVERNMENTAL FUNDS							
	GEN FUND REV						
001-311-10000	CURRENT AD VALOREM TAX	\$ 1,672,337	\$ 1,288,929	\$ 383,408	77%	\$ 1,201,290	90%
001-312-41000	SALES-LOCAL OPTION GAS TAX	\$ 267,471	\$ 179,565	\$ 87,906	67%	\$ 168,596	72%
001-312-60000	LOCAL GOV INFRASTRUCTURE SURTA	\$ 641,829	\$ 557,574	\$ 84,255	87%	\$ 417,693	65%
001-314-80000	UTILITY SERVICE TAX - PROPANE	\$ 9,284	\$ 3,792	\$ 5,492	41%	\$ 5,329	76%
001-315-00000	COMMUNICATION SERVICES TAX	\$ 251,348	\$ 175,927	\$ 75,422	70%	\$ 119,559	51%
001-321-10000	PROFESSIONAL & OCCUPATION LICE	\$ 25,000	\$ 6,215	\$ 18,786	25%	\$ 15,701	57%
001-322-10000	PERMITS	\$ 190,235	\$ 118,105	\$ 72,130	62%	\$ 114,575	103%
001-329-10000	OTHER LICENSES, FEES & PERMITS	\$ 1,731	\$ 1,275	\$ 456	74%	\$ 1,248	88%
001-329-20000	ANIMAL REGISTRATION FEES	\$ -	\$ 250	\$ (250)	0%	\$ -	0%
001-331-50000	FEMA REIMBURSEMENT MICHAEL	\$ 276,985	\$ 53,306	\$ 223,679	19%	\$ -	0%
001-335-12000	STATE REVENUE SHARING PROCEEDS	\$ 358,200	\$ 251,404	\$ 106,796	70%	\$ 228,694	61%
001-335-14000	STATE - MOBILE HOME LICENSE	\$ 2,947	\$ 1,846	\$ 1,101	63%	\$ 1,589	94%
001-335-15000	STATE - ALCOHOLIC BEVERAGE LIC	\$ 4,042	\$ 12,654	\$ (8,612)	313%	\$ 2,915	49%
001-335-17000	STATE - D O T REIMBURSEMENT	\$ 336,443	\$ 275,331	\$ 61,112	82%	\$ 120,733	77%
001-335-18000	STATE - HALF CENT SALES TAX	\$ 400,151	\$ 287,912	\$ 112,239	72%	\$ 201,729	58%
001-335-23000	FIREFIGHTERS SUPP COMPENSATION	\$ 2,520	\$ 3,810	\$ (1,290)	151%	\$ 1,260	42%
001-335-41000	STATE - REBATE ON MUN VEH FUEL	\$ 13,760	\$ 4,036	\$ 9,724	29%	\$ 8,196	69%
001-335-43000	STATE DEPARTMENT OF HIGHWAY PA	\$ 947	\$ 435	\$ 512	46%	\$ 600	74%
001-340-21000	SERVICES - COUNTY FIRE PROTECT	\$ 486,668	\$ 243,339	\$ 243,329	50%	\$ 243,334	50%
001-340-21500	SERVICES-FIRE INSPECTIONS	\$ 5,545	\$ 1,702	\$ 3,843	31%	\$ 1,800	34%
001-347-20000	REVENUE - QPRD CONCESSIONS	\$ -	\$ 4,462	\$ (4,462)	0%	\$ -	0%
001-347-21000	REVENUE - BASEBALL	\$ 9,104	\$ 2,220	\$ 6,884	24%	\$ 1,205	14%
001-347-22000	REVENUE - FOOTBALL	\$ 10,000	\$ 7,806	\$ 2,194	78%	\$ 3,680	66%
001-347-23000	REVENUE - BASKETBALL	\$ 5,815	\$ 6,065	\$ (250)	104%	\$ 5,885	106%
001-347-24000	REVENUE - DAY CAMP	\$ 3,749	\$ -	\$ 3,749	0%	\$ -	0%
001-347-25000	REVENUE - CHEERLEADING	\$ 500	\$ -	\$ 500	0%	\$ 76	0%
001-347-26000	REVENUE - SOFTBALL	\$ 2,000	\$ -	\$ 2,000	0%	\$ -	0%
001-347-27000	REVENUE - OTHER ACTIVITY FEES	\$ 3,000	\$ -	\$ 3,000	0%	\$ 816	31%
001-347-28000	REVENUE - KICKBALL	\$ 1,000	\$ 1,990	\$ (990)	199%	\$ 2,765	0%
001-347-29000	RENT ON FACILITIES	\$ 1,000	\$ 2,050	\$ (1,050)	205%	\$ 375	0%
001-347-30000	REVENUE - POOL ADMISSION FEES	\$ 30,000	\$ 15,464	\$ 14,536	52%	\$ 20,140	108%
001-347-41000	QuincyFest Vendors	\$ 750	\$ -	\$ 750	0%	\$ -	0%
001-347-46993	COKE FUND REVENUE	\$ 300	\$ 340	\$ (40)	113%	\$ -	0%
001-359-10000	OTH FINES & FOREIFTS	\$ 50,000	\$ 33,028	\$ 16,972	66%	\$ 26,085	79%
001-359-20000	CODE ENFORCEMENT FINES	\$ 25,000	\$ 5,400	\$ 19,600	22%	\$ 1,125	0%

CITY OF QUINCY, FL
OPERATING REVENUES FOR THE EIGHT MONTHS ENDED MAY 31, 2023

001-361-15000	INTEREST INC ON BANK ACCT	\$ -	\$ 870	\$ -	\$ (870)	\$ -	0%	\$ -	-	0%
001-364-11000	SALE OF LAND - HILLCREST CEMET	\$ 26,000	\$ 5,757	\$ 20,244	\$ 20,244	\$ 6,517	22%	\$ 6,517	-	25%
001-364-12000	SALE OF LAND - SUNNYVALE CEMET	\$ 45,000	\$ 25,189	\$ 19,812	\$ 19,812	\$ 27,928	56%	\$ 27,928	-	36%
001-366-00004	DONATIONS	\$ 2,500	\$ -	\$ 2,500	\$ 2,500	\$ -	0%	\$ -	-	0%
001-369-90000	OTHER MISCELLANEOUS REVENUES	\$ 80,000	\$ 47,546	\$ 32,454	\$ 32,454	\$ 54,817	59%	\$ 54,817	-	55%
001-369-90100	GULF BREEZE INTERLOCAL AGREEME	\$ 200,000	\$ 6,797	\$ 193,203	\$ 193,203	\$ -	3%	\$ -	-	0%
001-369-92000	CRA Administrative Fees	\$ 20,012	\$ 13,341	\$ 6,671	\$ 6,671	\$ 13,341	67%	\$ 13,341	-	67%
001-369-95000	Insurance Proceeds	\$ 6,040	\$ 1,551	\$ 4,489	\$ 4,489	\$ 4,532	26%	\$ 4,532	-	31%
001-369-96000	DONATIONS	\$ -	\$ 250	\$ -	\$ (250)	\$ -	0%	\$ -	-	0%
001-382-10000	CONTRIBUTION FR INTER OPER-ELE	\$ 4,651,069	\$ 3,100,713	\$ 1,550,356	\$ 1,550,356	\$ 2,882,734	67%	\$ 2,882,734	-	67%
001-382-20000	CONTRIBUTION FR INTER OPER-GAS	\$ 142,550	\$ 95,033	\$ 47,517	\$ 47,517	\$ 269,213	67%	\$ 269,213	-	64%
001-382-30000	CONTRIBUTION FR INTER OPER-WAT	\$ 413,685	\$ 275,790	\$ 137,895	\$ 137,895	\$ 491,285	67%	\$ 491,285	-	67%
001-382-40000	CONTRIBUTION FR INTER OPER-REF	\$ 209,670	\$ 139,780	\$ 69,890	\$ 69,890	\$ 59,780	67%	\$ 59,780	-	67%
001-382-50000	CONTRIBUTION FR INTER OPER-SEW	\$ 111,517	\$ 74,345	\$ 37,172	\$ 37,172	\$ 72,674	67%	\$ 72,674	-	61%
001-382-60000	CONTRIBUTION FR INTER OPER LAN	\$ -	\$ -	\$ -	\$ -	\$ 668	0%	\$ 668	-	12%
001-389-00000	USE OF FUND BALANCE	\$ 600,606	\$ 153,408	\$ 437,504	\$ 437,504	\$ 187,932	26%	\$ 187,932	-	21%
	TOTAL GENERAL FUND REVS	\$ 11,599,010	\$ 7,486,602	\$ 4,102,716	\$ 4,102,716	\$ 6,988,414	65%	\$ 6,988,414	\$ -	63%
	COMMUNITY REDEVELOPMENT FUND									
002-341-00000	CRA TIF COUNTY FUNDS	\$ 412,132	\$ -	\$ 412,132	\$ 412,132	\$ 348,490	0%	\$ 348,490	-	112%
002-341-10000	CRA TIF CITY FUNDS	\$ 321,428	\$ 328,544	\$ (7,116)	\$ (7,116)	\$ 207,164	102%	\$ 207,164	-	103%
002-361-10000	INTEREST REVENUE	\$ 100	\$ 277	\$ (177)	\$ (177)	\$ 69	277%	\$ 69	-	0%
002-389-00000	USE OF FUND BALANCE	\$ 331,380	\$ -	\$ 331,380	\$ 331,380	\$ -	0%	\$ -	-	0%
	TOTAL CRA REVENUE	\$ 1,065,040	\$ 328,821	\$ 736,218	\$ 736,218	\$ 555,723	31%	\$ 555,723	\$ -	84%
	TOTAL GOVERNMENTAL FUNDS	\$ 12,664,050	\$ 7,815,423	\$ 4,838,934	\$ 4,838,934	\$ 7,544,137	62%	\$ 7,544,137	\$ -	
	BUSINESS ACTIVITY AND CUSTOMER									
400-369-90000	MISCELLANEOUS REVENUE	\$ -	\$ 870	\$ (870)	\$ (870)	\$ -	0%	\$ -	-	0%
400-381-10000	INTERFUND TRANSFER	\$ 760,196	\$ 506,798	\$ 253,398	\$ 253,398	\$ 449,067	67%	\$ 449,067	-	67%
	TOTAL BUSINESS ACTIVITY	\$ 760,196	\$ 507,668	\$ 252,528	\$ 252,528	\$ 449,067	67%	\$ 449,067	\$ -	
	ENTERPRISE FUNDS									
	SEWER									
402-343-10000	SALES	\$ 2,002,607	\$ 1,315,758	\$ 686,849	\$ 686,849	\$ 1,293,626	66%	\$ 1,293,626	-	63%
402-343-16000	CONNECTIONS	\$ 8,457	\$ 3,528	\$ 4,929	\$ 4,929	\$ 4,424	42%	\$ 4,424	-	51%
402-343-17000	FORFEITED DISCOUNTS - PENALTIE	\$ 30,805	\$ 20,975	\$ 9,830	\$ 9,830	\$ 20,009	68%	\$ 20,009	-	65%
402-343-19000	CUT ON/OFF FEES	\$ -	\$ 85	\$ (85)	\$ (85)	\$ -	0%	\$ -	-	0%
402-343-27000	MISCELLANEOUS CHARGES	\$ 273	\$ 3,399	\$ (3,126)	\$ (3,126)	\$ 200	1245%	\$ 200	-	0%
402-343-50000	SEWER SURCHARGE O/S	\$ 51,712	\$ 41,021	\$ 10,691	\$ 10,691	\$ 33,728	79%	\$ 33,728	-	54%
402-361-10000	INTEREST REVENUE	\$ 426	\$ 1,341	\$ (915)	\$ (915)	\$ 291	315%	\$ 291	-	91%
402-369-90000	OTHER MISCELLANEOUS REVENUE	\$ -	\$ 6,652	\$ (6,652)	\$ (6,652)	\$ -	0%	\$ -	-	0%
402-381-10000	INTERFUND TRANSFER	\$ -	\$ -	\$ -	\$ -	\$ 12,648	0%	\$ 12,648	-	70%
402-389-90001	USE OF RETAINED EARNINGS	\$ 45,529	\$ -	\$ 45,529	\$ 45,529	\$ 2,175	0%	\$ 2,175	-	0%
	TOTAL SEWER REV	\$ 2,139,809	\$ 1,392,759	\$ 747,049	\$ 747,049	\$ 1,367,101	65%	\$ 1,367,101	\$ -	51%

CITY OF QUINCY, FL
OPERATING REVENUES FOR THE EIGHT MONTHS ENDED MAY 31, 2023

403-331-30000	ELECTRIC	H-M FEMA REIMB	\$ 514,000	\$ -	\$ 514,000	0%	\$ -	0%
403-343-11000	RESIDENTIAL SALES		\$ 6,023,865	\$ 3,468,164	\$ 2,555,701	58%	\$ 3,661,462	68%
403-343-12000	COMMERCIAL SALES		\$ 8,076,860	\$ 4,455,654	\$ 3,621,206	55%	\$ 4,852,868	70%
403-343-13000	INDUSTRIAL SALES		\$ 1,880,237	\$ 1,198,866	\$ 681,371	64%	\$ 1,131,711	81%
403-343-14000	STREET LIGHTING SALES		\$ 71,067	\$ 32,931	\$ 38,136	46%	\$ 48,160	470%
403-343-15000	INTERDEPARTMENTAL SALES		\$ 375,387	\$ 156,302	\$ 219,085	42%	\$ 242,740	77%
403-343-16000	CONNECTIONS		\$ 63,021	\$ 120,719	\$ (57,698)	192%	\$ 45,753	87%
403-343-16500	Hurricane Michael Surcharge		\$ 392,299	\$ 382,615	\$ 9,684	98%	\$ 612,559	62%
403-343-16710	VISTA BRACE VOLUNTEER GRANT		\$ -	\$ -	\$ -	0%	\$ 19,913	67%
403-343-17000	FORFEITED DISCOUNTS - PENALTY		\$ 245,470	\$ 139,932	\$ 105,538	57%	\$ 155,044	104%
403-343-18000	SALE OF MATERIAL		\$ 13,705	\$ -	\$ 13,705	0%	\$ 10,077	0%
403-343-18500	SPECIAL PROJECT - MATERIAL SAL		\$ 38,651	\$ 84	\$ 38,567	0%	\$ 28,420	0%
403-343-19000	CUT ON/OFF FEES		\$ 11,178	\$ 4,499	\$ 6,679	40%	\$ 7,414	25%
403-343-24000	TRANSFORMER RENT		\$ 8,628	\$ 5,639	\$ 2,989	65%	\$ 5,639	66%
403-343-27000	MISCELLANEOUS CHARGES		\$ 7,053	\$ -4,752	\$ 11,805	-67%	\$ 4,023	55%
403-343-29000	POLE RENT-CABLEVISION		\$ -	\$ 19,832	\$ (19,832)	0%	\$ -	0%
403-343-90000	MISCELLANEOUS REVENUES		\$ 21,129	\$ 2,175	\$ 18,954	10%	\$ 14,149	0%
403-361-10000	INTEREST REVENUE		\$ 1,398	\$ 3,135	\$ (1,737)	224%	\$ 485	48%
403-369-90000	MISCELLANEOUS REVENUES		\$ 7,222	\$ 12,917	\$ (5,695)	179%	\$ 5,310	0%
403-389-90001	USE OF RETAINED EARNINGS		\$ 2,415	\$ -	\$ 2,415	0%	\$ -	0%
	TOTAL ELECTRIC REV		\$ 17,753,585	\$ 10,003,464	\$ 7,754,874	56%	\$ 10,845,727	67%
	WATER							
404-343-10000	SALES		\$ 1,699,030	\$ 1,132,509	\$ 566,521	67%	\$ 1,093,337	54%
404-343-15000	INTERDEPARTMENTAL SALES		\$ 78,388	\$ 43,107	\$ 35,281	55%	\$ 50,791	58%
404-343-16000	CONNECTIONS		\$ 29,550	\$ 9,336	\$ 20,214	32%	\$ 19,790	85%
404-343-17000	FORFEITED DISCOUNTS-PENALTY		\$ 30,896	\$ 18,311	\$ 12,585	59%	\$ 20,250	80%
404-343-27000	MISCELLANEOUS CHARGES		\$ 24,134	\$ 49,455	\$ (25,321)	205%	\$ 15,234	70%
404-343-30000	WATER SURCHARGE O/S		\$ 93,879	\$ 64,227	\$ 29,652	68%	\$ 61,284	57%
404-361-10000	INTEREST REVENUE		\$ 1,156	\$ 12,560	\$ (11,404)	1087%	\$ 685	38%
404-369-90000	Miscellaneous Revenue		\$ 62	\$ -	\$ 62	0%	\$ 45	0%
404-381-10000	INTERFUND TRANSFER		\$ -	\$ -	\$ -	0%	\$ 6,407	67%
404-389-90001	USE OF RETAINED EARNINGS		\$ -	\$ -	\$ -	0%	\$ 2,175	0%
	TOTAL WATER REV		\$ 1,957,095	\$ 1,329,505	\$ 627,590	68%	\$ 1,269,998	54%
	GAS							
405-343-10000	GAS SALES		\$ 1,836,740	\$ 1,047,224	\$ 789,516	57%	\$ 1,314,198	86%
405-343-15000	GAS INTERDEPARTMENTAL SALES		\$ 9,299	\$ 6,581	\$ 2,718	71%	\$ 6,769	72%
405-343-16000	GAS CONNECTIONS		\$ 3,639	\$ 1,056	\$ 2,583	29%	\$ 2,470	23%
405-343-17000	GAS FORFEITED DISCS-PENALTY		\$ 31,963	\$ 13,635	\$ 18,328	43%	\$ 22,017	82%
405-343-27000	GAS OTHER CHARGES		\$ -	\$ (39)	\$ 39	0%	\$ (528)	81%
405-361-10000	INTEREST REVENUE		\$ 80	\$ 1,247	\$ (1,167)	1559%	\$ 51	38%
405-369-90000	MISCELLANEOUS REVENUE		\$ 148,135	\$ 168,648	\$ (20,513)	114%	\$ 111,101	81%
	TOTAL GAS REV		\$ 2,029,856	\$ 1,238,352	\$ 791,503	61%	\$ 1,456,078	65%

CITY OF QUINCY, FL
OPERATING REVENUES FOR THE EIGHT MONTHS ENDED MAY 31, 2023

ACCOUNT #	ACCOUNT DESCRIPTION	ADJUSTED BUDGET 2023	8 MONTHS YTD 2023	OVER_ (UNDER) ADJUSTED _BUDGET	66.67% YTD_%	PRIOR YTD 2022	PRIOR_ YTD_% 2022
GOVERNMENTAL FUNDS							
	GEN FUND REV						
001-311-10000	CURRENT AD VALOREM TAX	\$ 1,672,337	\$ 1,288,929	\$ 383,408	77%	\$ 1,201,290	90%
001-312-41000	SALES-LOCAL OPTION GAS TAX	\$ 267,471	\$ 179,565	\$ 87,906	67%	\$ 168,596	72%
001-312-60000	LOCAL GOV INFRASTRUCTURE SURTA	\$ 641,829	\$ 557,574	\$ 84,255	87%	\$ 417,693	65%
001-314-80000	UTILITY SERVICE TAX - PROPANE	\$ 9,284	\$ 3,792	\$ 5,492	41%	\$ 5,329	76%
001-315-00000	COMMUNICATION SERVICES TAX	\$ 251,348	\$ 175,927	\$ 75,422	70%	\$ 119,559	51%
001-321-10000	PROFESSIONAL & OCCUPATION LICE	\$ 25,000	\$ 6,215	\$ 18,786	25%	\$ 15,701	57%
001-322-10000	PERMITS	\$ 190,235	\$ 118,105	\$ 72,130	62%	\$ 114,575	103%
001-329-10000	OTHER LICENSES, FEES & PERMITS	\$ 1,731	\$ 1,275	\$ 456	74%	\$ 1,248	88%
001-329-20000	ANIMAL REGISTRATION FEES	\$ -	\$ 250	\$ (250)	0%	\$ -	0%
001-331-50000	FEMA REIMBURSEMENT MICHAEL	\$ 276,985	\$ 53,306	\$ 223,679	19%	\$ -	0%
001-335-12000	STATE REVENUE SHARING PROCEEDS	\$ 358,200	\$ 251,404	\$ 106,796	70%	\$ 228,694	61%
001-335-14000	STATE - MOBILE HOME LICENSE	\$ 2,947	\$ 1,846	\$ 1,101	63%	\$ 1,589	94%
001-335-15000	STATE - ALCOHOLIC BEVERAGE LIC	\$ 4,042	\$ 12,654	\$ (8,612)	313%	\$ 2,915	49%
001-335-17000	STATE - D O T REIMBURSEMENT	\$ 336,443	\$ 275,331	\$ 61,112	82%	\$ 120,733	77%
001-335-18000	STATE - HALF CENT SALES TAX	\$ 400,151	\$ 287,912	\$ 112,239	72%	\$ 201,729	58%
001-335-23000	FIREFIGHTERS SUPP COMPENSATION	\$ 2,520	\$ 3,810	\$ (1,290)	151%	\$ 1,260	42%
001-335-41000	STATE - REBATE ON MUN VEH FUEL	\$ 13,760	\$ 4,036	\$ 9,724	29%	\$ 8,196	69%
001-335-43000	STATE DEPARTMENT OF HIGHWAY PA	\$ 947	\$ 435	\$ 512	46%	\$ 600	74%
001-340-21000	SERVICES - COUNTY FIRE PROTECT	\$ 486,668	\$ 243,339	\$ 243,329	50%	\$ 243,334	50%
001-340-21500	SERVICES-FIRE INSPECTIONS	\$ 5,545	\$ 1,702	\$ 3,843	31%	\$ 1,800	34%
001-347-20000	REVENUE - QPRD CONCESSIONS	\$ -	\$ 4,462	\$ (4,462)	0%	\$ -	0%
001-347-21000	REVENUE - BASEBALL	\$ 9,104	\$ 2,220	\$ 6,884	24%	\$ 1,205	14%
001-347-22000	REVENUE - FOOTBALL	\$ 10,000	\$ 7,806	\$ 2,194	78%	\$ 3,680	66%
001-347-23000	REVENUE - BASKETBALL	\$ 5,815	\$ 6,065	\$ (250)	104%	\$ 5,885	106%
001-347-24000	REVENUE - DAY CAMP	\$ 3,749	\$ -	\$ 3,749	0%	\$ -	0%
001-347-25000	REVENUE - CHEERLEADING	\$ 500	\$ -	\$ 500	0%	\$ 76	0%
001-347-26000	REVENUE - SOFTBALL	\$ 2,000	\$ -	\$ 2,000	0%	\$ -	0%
001-347-27000	REVENUE - OTHER ACTIVITY FEES	\$ 3,000	\$ -	\$ 3,000	0%	\$ 816	31%
001-347-28000	REVENUE - TRACK & FIELD	\$ 1,000	\$ 1,990	\$ (990)	199%	\$ 2,765	0%
001-347-29000	REVENUE - KICKBALL	\$ 1,000	\$ 2,050	\$ (1,050)	205%	\$ 375	0%
001-347-30000	REVENUE - POOL ADMISSION FEES	\$ 30,000	\$ 15,464	\$ 14,536	52%	\$ 20,140	108%
001-347-41000	REVENUE - QUINCY/Fest Vendors	\$ 750	\$ -	\$ 750	0%	\$ -	0%
001-347-46993	COKE FUND REVENUE	\$ 700	\$ -	\$ 700	0%	\$ -	0%
001-347-50000	OTH FINES & FORFEITS	\$ 300	\$ 340	\$ (40)	113%	\$ -	0%
001-359-10000	CODE ENFORCEMENT FINES	\$ 50,000	\$ 33,028	\$ 16,972	66%	\$ 26,085	79%
001-359-20000		\$ 25,000	\$ 5,400	\$ 19,600	22%	\$ 1,125	0%

CITY OF QUINCY, FL
OPERATING REVENUES FOR THE EIGHT MONTHS ENDED MAY 31, 2023

001-361-15000	INTEREST INC ON BANK ACCT	\$ -	\$ 870	\$ -	\$ (870)	0%	\$ -	0%
001-364-11000	SALE OF LAND - HILLCREST CEMET	\$ 26,000	\$ 5,757	\$ 20,244	\$ 20,244	22%	\$ 6,517	25%
001-364-12000	SALE OF LAND - SUNNYVALE CEMET	\$ 45,000	\$ 25,189	\$ 19,812	\$ 19,812	56%	\$ 27,928	36%
001-366-00004	DONATIONS	\$ 2,500	\$ -	\$ 2,500	\$ -	0%	\$ -	0%
001-369-90000	OTHER MISCELLANEOUS REVENUES	\$ 80,000	\$ 47,546	\$ 32,454	\$ 32,454	59%	\$ 54,817	55%
001-369-90100	GULF BREEZE INTERLOCAL AGREEME	\$ 200,000	\$ 6,797	\$ 193,203	\$ 193,203	3%	\$ -	0%
001-369-92000	CRA Administrative Fees	\$ 20,012	\$ 13,341	\$ 6,671	\$ 6,671	67%	\$ 13,341	67%
001-369-95000	Insurance Proceeds	\$ 6,040	\$ 1,551	\$ 4,489	\$ 4,489	26%	\$ 4,532	31%
001-369-96000	DONATIONS	\$ -	\$ 250	\$ (250)	\$ -	0%	\$ -	0%
001-382-10000	CONTRIBUTION FR INTER OPER-ELLE	\$ 4,651,069	\$ 3,100,713	\$ 1,550,356	\$ 1,550,356	67%	\$ 2,882,734	67%
001-382-20000	CONTRIBUTION FR INTER OPER-GAS	\$ 142,550	\$ 95,033	\$ 47,517	\$ 47,517	67%	\$ 269,213	64%
001-382-30000	CONTRIBUTION FR INTER OPER-WAT	\$ 413,685	\$ 275,790	\$ 137,895	\$ 137,895	67%	\$ 491,285	67%
001-382-40000	CONTRIBUTION FR INTER OPER-REF	\$ 209,670	\$ 139,780	\$ 69,890	\$ 69,890	67%	\$ 59,780	67%
001-382-50000	CONTRIBUTION FR INTER OPER-SEW	\$ 111,517	\$ 74,345	\$ 37,172	\$ 37,172	67%	\$ 72,674	61%
001-382-60000	CONTRIBUTION FR INTER OPER LAN	\$ -	\$ -	\$ -	\$ -	0%	\$ 668	12%
001-389-00000	USE OF FUND BALANCE	\$ 600,606	\$ 153,408	\$ 437,504	\$ -	26%	\$ 187,932	21%
	TOTAL GENERAL FUND REVS	\$ 11,599,010	\$ 7,486,602	\$ 4,102,716	\$ 4,102,716	65%	\$ 6,988,414	63%
	COMMUNITY REDEVELOPMENT FUND							
002-341-00000	CRA TIF COUNTY FUNDS	\$ 412,132	\$ -	\$ 412,132	\$ -	0%	\$ 348,490	112%
002-341-10000	CRA TIF CITY FUNDS	\$ 321,428	\$ 328,544	\$ (7,116)	\$ (7,116)	102%	\$ 207,164	103%
002-361-10000	INTEREST REVENUE	\$ 100	\$ 277	\$ (177)	\$ (177)	277%	\$ 69	0%
002-389-00000	USE OF FUND BALANCE	\$ 331,380	\$ -	\$ 331,380	\$ -	0%	\$ -	0%
	TOTAL CRA REVENUE	\$ 1,065,040	\$ 328,821	\$ 736,218	\$ 736,218	31%	\$ 555,723	84%
	TOTAL GOVERNMENTAL FUNDS	\$ 12,664,050	\$ 7,815,423	\$ 4,838,934	\$ 4,838,934	62%	\$ 7,544,137	
	BUSINESS ACTIVITY AND CUSTOMER							
400-369-90000	MISCELLANEOUS REVENUE	\$ -	\$ 870	\$ (870)	\$ -	0%	\$ -	0%
400-381-10000	INTERFUND TRANSFER	\$ 760,196	\$ 506,798	\$ 253,398	\$ 253,398	67%	\$ 449,067	67%
	TOTAL BUSINESS ACTIVITY	\$ 760,196	\$ 507,668	\$ 252,528	\$ 252,528	67%	\$ 449,067	
	ENTERPRISE FUNDS							
	SEWER							
402-343-10000	SALES	\$ 2,002,607	\$ 1,315,758	\$ 686,849	\$ 686,849	66%	\$ 1,293,626	63%
402-343-16000	CONNECTIONS	\$ 8,457	\$ 3,528	\$ 4,929	\$ 4,929	42%	\$ 4,424	51%
402-343-17000	FORFEITED DISCOUNTS - PENALTIE	\$ 30,805	\$ 20,975	\$ 9,830	\$ 9,830	68%	\$ 20,009	65%
402-343-19000	CUT ON/OFF FEES	\$ -	\$ 85	\$ (85)	\$ -	0%	\$ -	0%
402-343-27000	MISCELLANEOUS CHARGES	\$ 273	\$ 3,389	\$ (3,126)	\$ 200	1245%	\$ 200	0%
402-343-50000	SEWER SURCHARGE O/S	\$ 51,712	\$ 41,021	\$ 10,691	\$ 10,691	79%	\$ 33,728	54%
402-361-10000	INTEREST REVENUE	\$ 426	\$ 1,341	\$ (915)	\$ (915)	315%	\$ 291	91%
402-369-90000	OTHER MISCELLANEOUS REVENUE	\$ -	\$ 6,652	\$ (6,652)	\$ -	0%	\$ -	0%
402-381-10000	INTERFUND TRANSFER	\$ -	\$ -	\$ -	\$ -	0%	\$ 12,648	70%
402-389-90001	USE OF RETAINED EARNINGS	\$ 45,529	\$ -	\$ 45,529	\$ -	0%	\$ 2,175	0%
	TOTAL SEWER REV	\$ 2,139,809	\$ 1,392,759	\$ 747,049	\$ 747,049	65%	\$ 1,367,101	51%

CITY OF QUINCY, FL
OPERATING REVENUES FOR THE EIGHT MONTHS ENDED MAY 31, 2023

	ELECTRIC																		
403-331-30000	H-M FEMA REIMB	\$ 514,000	\$ -	\$ -	\$ 514,000		0%	\$ -					0%						
403-343-11000	RESIDENTIAL SALES	\$ 6,023,865	\$ 3,468,164	\$ 2,555,701	\$ 3,661,462		58%	\$ 3,661,462				68%							
403-343-12000	COMMERCIAL SALES	\$ 8,076,860	\$ 4,455,654	\$ 3,621,206	\$ 4,852,868		55%	\$ 4,852,868				70%							
403-343-13000	INDUSTRIAL SALES	\$ 1,880,237	\$ 1,198,866	\$ 681,371	\$ 1,131,711		64%	\$ 1,131,711				81%							
403-343-14000	STREET LIGHTING SALES	\$ 71,067	\$ 32,931	\$ 38,136	\$ 48,160		46%	\$ 48,160				470%							
403-343-15000	INTERDEPARTMENTAL SALES	\$ 375,387	\$ 156,302	\$ 219,085	\$ 242,740		42%	\$ 242,740				77%							
403-343-16000	CONNECTIONS	\$ 63,021	\$ 120,719	\$ (57,698)	\$ 45,753		192%	\$ 45,753				87%							
403-343-16500	Hurricane Michael Surcharge	\$ 392,299	\$ 382,615	\$ 9,684	\$ 612,559		98%	\$ 612,559				62%							
403-343-16710	VISTA BRACE VOLUNTEER GRANT	\$ -	\$ -	\$ -	\$ 19,913		0%	\$ 19,913				67%							
403-343-17000	FORFEITED DISCOUNTS - PENALTIE	\$ 245,470	\$ 139,932	\$ 105,538	\$ 155,044		57%	\$ 155,044				104%							
403-343-18000	SALE OF MATERIAL	\$ 13,705	\$ -	\$ 13,705	\$ 10,077		0%	\$ 10,077				0%							
403-343-18500	SPECIAL PROJECT - MATERIAL SAL	\$ 38,651	\$ 84	\$ 38,567	\$ 28,420		0%	\$ 28,420				25%							
403-343-19000	CUT ON/OFF FEES	\$ 11,178	\$ 4,499	\$ 6,679	\$ 7,414		40%	\$ 7,414				66%							
403-343-24000	TRANSFORMER RENT	\$ 8,628	\$ 5,639	\$ 2,989	\$ 5,639		65%	\$ 5,639				55%							
403-343-27000	MISCELLANEOUS CHARGES	\$ 7,053	\$ -4,752	\$ 11,805	\$ 4,023		-67%	\$ 4,023				0%							
403-343-29000	POLE RENT-CABLEVISION	\$ -	\$ 19,832	\$ (19,832)	\$ -		0%	\$ -				0%							
403-343-90000	MISCELLANEOUS REVENUES	\$ 21,129	\$ 2,175	\$ 18,954	\$ 14,149		10%	\$ 14,149				48%							
403-361-10000	INTEREST REVENUE	\$ 1,398	\$ 3,135	\$ (1,737)	\$ 485		224%	\$ 485				0%							
403-369-90000	MISCELLANEOUS REVENUES	\$ 7,222	\$ 12,917	\$ (5,695)	\$ 5,310		179%	\$ 5,310				0%							
403-389-90001	USE OF RETAINED EARNINGS	\$ 2,415	\$ -	\$ 2,415	\$ -		0%	\$ -				0%							
	TOTAL ELECTRIC REV	\$ 17,753,585	\$ 10,003,464	\$ 7,754,874	\$ 10,845,727		56%	\$ 10,845,727				67%							
	WATER																		
404-343-10000	SALES	\$ 1,699,030	\$ 1,132,509	\$ 566,521	\$ 1,093,337		67%	\$ 1,093,337				54%							
404-343-15000	INTERDEPARTMENTAL SALES	\$ 78,388	\$ 43,107	\$ 35,281	\$ 50,791		55%	\$ 50,791				56%							
404-343-16000	CONNECTIONS	\$ 29,550	\$ 9,336	\$ 20,214	\$ 19,790		32%	\$ 19,790				85%							
404-343-17000	FORFEITED DISCOUNTS-PENALTIES	\$ 30,896	\$ 18,311	\$ 12,585	\$ 20,250		59%	\$ 20,250				80%							
404-343-27000	MISCELLANEOUS CHARGES	\$ 24,134	\$ 49,455	\$ (25,321)	\$ 15,234		205%	\$ 15,234				70%							
404-343-30000	WATER SURCHARGE O/S	\$ 93,879	\$ 64,227	\$ 29,652	\$ 61,284		68%	\$ 61,284				57%							
404-361-10000	INTEREST REVENUE	\$ 1,156	\$ 12,560	\$ (11,404)	\$ 685		1087%	\$ 685				38%							
404-369-90000	Miscellaneous Revenue	\$ 62	\$ -	\$ 62	\$ 45		0%	\$ 45				0%							
404-381-10000	INTERFUND TRANSFER	\$ -	\$ -	\$ -	\$ 6,407		0%	\$ 6,407				67%							
404-389-90001	USE OF RETAINED EARNINGS	\$ -	\$ -	\$ -	\$ 2,175		0%	\$ 2,175				0%							
	TOTAL WATER REV	\$ 1,957,095	\$ 1,329,505	\$ 627,590	\$ 1,269,998		68%	\$ 1,269,998				54%							
	GAS																		
405-343-10000	GAS SALES	\$ 1,836,740	\$ 1,047,224	\$ 789,516	\$ 1,314,198		57%	\$ 1,314,198				86%							
405-343-15000	GAS INTERDEPARTMENTAL SALES	\$ 9,299	\$ 6,581	\$ 2,718	\$ 6,769		71%	\$ 6,769				72%							
405-343-16000	GAS CONNECTIONS	\$ 3,639	\$ 1,056	\$ 2,583	\$ 2,470		29%	\$ 2,470				23%							
405-343-17000	GAS FORFEITED DISCS-PENALTIES	\$ 31,963	\$ 13,635	\$ 18,328	\$ 22,017		43%	\$ 22,017				82%							
405-343-27000	GAS OTHER CHARGES	\$ -	\$ (39)	\$ 39	\$ (528)		0%	\$ (528)				81%							
405-361-10000	INTEREST REVENUE	\$ 80	\$ 1,247	\$ (1,167)	\$ 51		1559%	\$ 51				38%							
405-369-90000	MISCELLANEOUS REVENUE	\$ 148,135	\$ 168,648	\$ (20,513)	\$ 111,101		114%	\$ 111,101				81%							
	TOTAL GAS REV	\$ 2,029,856	\$ 1,238,352	\$ 791,503	\$ 1,456,078		61%	\$ 1,456,078				65%							

CITY OF QUINCY, FL
 OPERATING REVENUES FOR THE EIGHT MONTHS ENDED MAY 31, 2023

	REFUSE																		
406-343-11000	RESIDENTIAL SALES	\$ 780,913	\$ 499,036	\$ 281,877	64%	\$ 496,026	67%												
406-343-12000	COMMERCIAL SALES	\$ 547,487	\$ 395,121	\$ 152,366	72%	\$ 347,053	66%												
406-343-15000	YARD TRASH COLLECTION	\$ 150,283	\$ 95,422	\$ 54,861	63%	\$ 95,368	66%												
406-343-17000	FORFEITED DISCOUNTS-PENAL TIES	\$ 20,000	\$ 14,500	\$ 5,500	73%	\$ 12,328	66%												
406-361-10000	INTEREST REVENUE	\$ -	\$ 870	\$ (870)	0%	\$ -	0%												
406-381-00010	Non-Operating Transfer	\$ -	\$ -	\$ -	0%	\$ 981	0%												
	TOTAL REFUSE REV	\$ 1,498,683	\$ 1,004,949	\$ 493,734	67%	\$ 951,756	66%												
	LANDFILL																		
407-343-44000	GARBAGE TIPPING FEES	\$ 148,597	\$ 53,559	\$ 95,038	36%	\$ 91,420	61%												
407-361-10000	INTEREST INCOME	\$ -	\$ 870	\$ (870)	0%	\$ -	0%												
407-381-00010	Non-Operating Transfer	\$ -	\$ -	\$ -	0%	\$ 7,910	67%												
	TOTAL LANDFILL REV	\$ 148,597	\$ 54,429	\$ 94,168	37%	\$ 99,330	60%												
	TELECOMMUNICATION																		
508-381-00010	Non-Operating Transfer	\$ 181,988	\$ 121,326	\$ 60,662	67%	\$ 87,333	63%												
508-381-10000	INTERFUND TRANSFER FROM GENERA	\$ 5,000	\$ 3,333	\$ 1,667	67%	\$ 2,576	67%												
508-381-30000	INTERFUND TRANSFER FROM CRA	\$ 5,000	\$ 3,333	\$ 1,667	67%	\$ 2,667	67%												
508-389-00000	OTHER REVENUE	\$ -	\$ 870	\$ (870)	0%	\$ -	0%												
508-389-90001	USE OF FUND BALANCE	\$ 1,607	\$ -	\$ 1,607	0%	\$ -	0%												
	TOTAL TELECOMMUNICATIONS REV	\$ 193,595	\$ 128,862	\$ 64,732	67%	\$ 92,576	63%												
	TOTAL ENTERPRISE FND REVS	\$ 26,481,416	\$ 15,659,988	\$ 10,826,177	59%	\$ 16,531,633	62%												
	TOTAL REVENUES	\$ 39,145,466	\$ 23,475,411	\$ 15,665,112	60%	\$ 24,075,770	63%												

G/L ACCT #	ACCOUNT DESCRIPTION	FY 2023 OPERATING BUDGET	FY 2023 8 MONTHS YTD OPERATING ACTUAL	FY 2023 OPERATING BUDGET BALANCE	FY 2023 8 MONTHS YTD OPERATING 66.67%	FY 2022 8 MONTHS YTD OPERATING ACTUAL	YTD% 2022
GENERAL FUND EXPENSES							
	CITY COMMISSION						
001-110-511-10110	SALARIES & WAGES	186,128.00	117,150.00	68,978.00	63%	117,860.00	63.32 %
001-110-511-10210	FICA TAXES	14,239.00	8,662.00	5,577.00	61%	8,731.00	61.55 %
001-110-511-10220	RETIREMENT CONTRIBUTIONS	22,335.00	14,058.00	8,277.00	63%	14,143.00	63.56 %
001-110-511-10230	LIFE & HEALTH INSURANCE	30,153.00	12,275.00	17,878.00	41%	11,749.00	65.34 %
001-110-511-30343	PROFESSIONAL SERVICES	22,337.00	22,337.00	-	100%	16,050.00	49.86 %
001-110-511-30390	CONTINGENCIES-RESERVES	1,881.00	200.00	1,681.00	11%	-	0.00 %
001-110-511-30434	SENIOR SERVICES	10,000.00	1,874.00	8,126.00	19%	-	0.00 %
001-110-511-30436	COMMUNITY OUTREACH	-	-	-	0%	19,499.00	97.25 %
001-110-511-30437	COMMUNITY EVENTS	22,400.00	12,300.00	10,100.00	55%	-	0.00 %
001-110-511-30491	OTHER EXPENSES	21,782.00	21,314.00	468.00	98%	14,814.00	79.10 %
001-110-511-31000	OTHER OPERATING IT SUPPORT	9,500.00	6,333.00	3,167.00	67%	5,600.00	66.66 %
001-110-511-80820	AID TO PRIVATE ORGANIZATIONS	63,000.00	62,800.00	200.00	100%	50,238.00	98.50 %
001-110-519-30500	LEGAL ADS & RECORDINGS	3,200.00	-	3,200.00	0%	-	0.00 %
001-110-552-60620	CHAMBER BUILDING IMPROVEMENTS	5,000.00	320.00	4,680.00	6%	-	0.00 %
	TOTAL CITY COMMISSION	411,955.00	279,623.00	132,332.00	68%	258,684.00	67.00-%
	CITY MANAGER						
001-160-512-10110	SALARIES & WAGES	110,000.00	70,605.00	39,395.00	64%	114,820.00	72.57 %
001-160-512-10120	REGULARY SALARIES & WAGES	40,000.00	2,166.00	37,834.00	5%	39,246.00	99.57 %
001-160-512-10210	FICA TAXES	12,011.00	5,530.00	6,481.00	46%	9,529.00	74.72 %
001-160-512-10220	RETIREMENT CONTRIBUTIONS	18,840.00	8,881.00	9,959.00	47%	17,487.00	77.05 %
001-160-512-10230	LIFE & HEALTH INSURANCE	25,434.00	19,056.00	6,378.00	75%	4,740.00	53.89 %
001-160-512-30341	CONTRACTUAL SERVICES	9,000.00	6,115.00	2,885.00	68%	21,527.00	67.75 %
001-160-512-30343	PROFESSIONAL SERVICES	4,500.00	4,119.00	381.00	92%	-	0.00 %
001-160-512-30402	TRAVEL EXPENSE	500.00	-	500.00	0%	-	0.00 %
001-160-512-30403	GAS	4,000.00	3,849.00	151.00	96%	1,961.00	41.18 %
001-160-512-30410	TELEPHONE	8,000.00	5,891.00	2,109.00	74%	5,231.00	59.15 %
001-160-512-30461	REPAIR & MAINTENANCE OFFICE EQ	4,600.00	1,677.00	2,923.00	36%	-	0.00 %
001-160-512-30491	OTHER OPERATING EXPENSE	9,000.00	8,451.00	549.00	94%	7,853.00	107.19 %
001-160-512-30496	CONFERENCE & SEMINARS	2,000.00	1,500.00	500.00	75%	-	0.00 %
001-160-512-30511	OFFICE SUPPLIES GENERAL	3,000.00	510.00	2,490.00	17%	1,396.00	56.08 %
001-160-512-31000	OTHER OPERATING EXP - IT SUPPO	9,500.00	6,333.00	3,167.00	67%	5,600.00	66.66 %
	TOTAL CITY MANAGER	260,385.00	144,683.00	115,702.00	56%	229,330.00	74.00-%

GL ACCT #	ACCOUNT DESCRIPTION	FY 2023 OPERATING BUDGET	FY 2023 8 MONTHS YTD OPERATING ACTUAL	FY 2023 OPERATING BUDGET BALANCE	FY 2023 8 MONTHS YTD OPERATING 66.67%	FY 2022 8 MONTHS YTD OPERATING ACTUAL	YTD% 2022
	CITY ATTORNEY						
001-120-514-30341	CONTRACTUAL SERVICES	300,000.00	240,000.00	60,000.00	80%	205,510.00	42.30 %
001-120-514-30402	TRAVEL	500.00	-	500.00	0%	-	0.00 %
001-120-514-30491	OTHER OPERATING EXPENSE	500.00	-	500.00	0%	84.00	0.00 %
001-120-514-31000	OTHER OPERATING EXP - IT SUPPO	-	-	-	0%	5,600.00	66.66 %
	TOTAL CITY ATTORNEY	301,000.00	240,000.00	61,000.00	80%	211,194.00	43.00-%
	CITY CLERK						
001-130-519-10110	SALARIES & WAGES	50,000.00	35,626.00	14,374.00	71%	33,815.00	65.36 %
001-130-519-10210	FICA TAXES	3,825.00	2,809.00	1,016.00	73%	2,671.00	65.29 %
001-130-519-10220	RETIREMENT CONTRIBUTIONS	6,000.00	4,214.00	1,786.00	70%	3,754.00	63.57 %
001-130-519-10230	LIFE & HEALTH INSURANCE	8,100.00	1,207.00	6,893.00	15%	1,206.00	56.55 %
001-130-519-30341	CONTRACTUAL SERVICES	2,500.00	37.00	2,463.00	1%	-	0.00 %
001-130-519-30343	PROFESSIONAL SERVICES	3,000.00	(185.00)	3,185.00	-6%	175.00	8.27 %
001-130-519-30402	TRAVEL EXPENSE	1,000.00	-	1,000.00	0%	-	0.00 %
001-130-519-30410	TELEPHONE	5,500.00	4,959.00	541.00	90%	3,765.00	58.86 %
001-130-519-30461	REPAIR & MAINT - OFFICE EQUIPM	2,000.00	393.00	1,607.00	20%	-	0.00 %
001-130-519-30491	OTHER OPERATING EXPENSE	7,000.00	5,448.00	1,552.00	78%	4,669.00	169.36 %
001-130-519-30493	TRAINING	600.00	(550.00)	1,150.00	-92%	-	0.00 %
001-130-519-30500	LEGAL ADS AND RECORDING FEES	5,000.00	-	5,000.00	0%	320.00	13.35 %
001-130-519-30511	OFFICE SUPPLIES-GENERAL	600.00	137.00	463.00	23%	447.00	62.08 %
001-130-519-31000	OTHER OPERATING EXP - IT SUPPO	5,000.00	3,333.00	1,667.00	67%	3,333.00	66.66 %
	TOTAL CITY CLERK	100,125.00	57,428.00	42,697.00	57%	54,155.00	63.00-%
	NON-DEPARTMENTAL						
001-001-519-10272	INVESTMENT EXPENSE	1,020.00	-	1,020.00	0%	-	0.00 %
001-001-519-30320	ACCOUNTING & AUDITING SERVICES	35,357.00	12,800.00	22,557.00	36%	16,000.00	48.62 %
001-001-519-30341	CONTRACTUAL SERVICES	26,000.00	788.00	25,212.00	3%	12,875.00	22.61 %
001-001-519-30342	RECORDING OF THE COMMISSION MT	43,500.00	28,000.00	15,500.00	64%	24,500.00	56.32 %
001-001-519-30343	PROFESSIONAL SERVICES	3,178.00	156.00	3,022.00	5%	86.00	2.67 %
001-001-519-30391	RESERVES - FUNDING OF RESTRICT	400.00	-	400.00	0%	394.00	98.45 %
001-001-519-30410	TELEPHONE	1,924.00	1,629.00	295.00	85%	454.00	23.61 %
001-001-519-30440	SUMMER YOUTH WORK PROGRAM	24,000.00	-	24,000.00	0%	-	0.00 %
001-001-519-30451	INSURANCE	575,000.00	552,744.00	22,256.00	96%	345,077.00	68.08 %
001-001-519-30462	REPAIR & MAINT. - EQUIPMENT &	4,000.00	1,678.00	2,322.00	42%	-	0.00 %
001-001-519-30465	COPIER PAYMENT	1,898.00	451.00	1,447.00	24%	1,342.00	68.86 %
001-001-519-30490	INTEREST EXPENSE	3,083.00	-	3,083.00	0%	513.00	16.64 %
001-001-519-30491	OTHER OPERATING EXPENSE	47,750.00	45,365.00	2,385.00	95%	28,502.00	88.73 %
001-001-519-30512	POSTAGE	5,599.00	2,314.00	3,285.00	41%	2,464.00	45.43 %
001-001-519-70730	TRANSFER DEBT SVC CAP IMP BOND	361,663.00	240,000.00	121,663.00	66%	241,477.00	66.53 %

GL ACCT #	ACCOUNT DESCRIPTION	FY 2023 OPERATING BUDGET	FY 2023 8 MONTHS YTD OPERATING ACTUAL	FY 2023 OPERATING BUDGET BALANCE	FY 2023 8 MONTHS YTD OPERATING 66.57%	FY 2022 8 MONTHS YTD OPERATING ACTUAL	YTD% 2022
001-001-519-70731	HONEWELL LOAN PRINCIPAL	17,117.00	8,460.00	8,657.00	49%	9,373.00	48.28 %
001-001-519-70732	HONEWELL LOAN INTEREST	598.00	397.00	201.00	66%	837.00	31.27 %
001-001-519-90000	TRANSFER TO INTERNAL SERVICE F	5,000.00	3,333.00	1,667.00	67%	2,576.00	66.66 %
001-001-552-30645	CRA TIF: ECONOMIC ENVIRON.	328,678.00	328,544.00	134.00	100%	207,164.00	99.96 %
	TOTAL NON-DEPARTMENTAL	1,485,765.00	1,226,659.00	259,106.00	83%	893,653.00	71.00-%
	PERSONNEL						
001-260-513-10110	EXE SALARIES & WAGES	65,000.00	41,791.00	23,209.00	64%	34,231.00	76.29 %
001-260-513-10120	REGULAR SALARIES & WAGES	89,044.00	57,924.00	31,120.00	65%	16,788.00	46.57 %
001-260-513-10130	OTHER SALARIES & WAGES - P/T	-	-	-	0%	(118.00)	26.19-%
001-260-513-10140	OVERTIME	-	-	-	0%	20.00	2.58 %
001-260-513-10210	FICA TAXES	11,784.00	6,956.00	4,828.00	59%	3,677.00	51.68 %
001-260-513-10220	RETIREMENT CONTRIBUTIONS	18,485.00	11,862.00	6,623.00	64%	5,847.00	61.73 %
001-260-513-10230	LIFE & HEALTH INSURANCE	24,955.00	18,354.00	6,601.00	74%	4,539.00	51.91 %
001-260-513-30314	PSYCHIATRIC EVALUATIONS	4,000.00	2,400.00	1,600.00	60%	2,400.00	61.57 %
001-260-513-30315	EMPLOYEE QUALITY OF LIFE	5,000.00	3,719.00	1,281.00	74%	2,045.00	40.89 %
001-260-513-30341	CONTRACTUAL SERVICES	11,453.00	3,356.00	8,097.00	29%	11,599.00	54.19 %
001-260-513-30343	PROFESSIONAL SERVICES	14,000.00	4,376.00	9,624.00	31%	11,016.00	62.95 %
001-260-513-30402	TRAVEL EXPENSE	889.00	889.00	-	100%	62.00	9.17 %
001-260-513-30410	TELEPHONE	7,200.00	6,565.00	635.00	91%	4,736.00	57.10 %
001-260-513-30461	REPAIR AND MAINTENANCE OFFICE	500.00	302.00	198.00	60%	-	0.00 %
001-260-513-30491	OTHER OPERATING EXPENSE	715.00	715.00	-	100%	489.00	24.47 %
001-260-513-30493	TRAINING	1,500.00	400.00	1,100.00	27%	-	0.00 %
001-260-513-30511	OFFICE SUPPLIES GENERAL	750.00	421.00	329.00	56%	-	0.00 %
001-260-513-31000	OTHER OPERATING EXP - IT SUPPO	9,500.00	6,333.00	3,167.00	67%	5,600.00	66.66 %
	TOTAL PERSONNEL	264,775.00	166,363.00	98,412.00	63%	102,911.00	58.00-%
	FINANCE						
001-271-513-10110	EXE SALARIES & WAGES	26,250.00	16,223.00	10,027.00	62%	16,818.00	64.48 %
001-271-513-10120	REGULAR SALARIES & WAGES	66,318.00	30,727.00	35,591.00	46%	32,409.00	65.46 %
001-271-513-10140	OVERTIME	500.00	-	500.00	0%	98.00	9.07 %
001-271-513-10210	FICA TAXES	7,120.00	3,339.00	3,781.00	47%	3,517.00	64.89 %
001-271-513-10220	RETIREMENT CONTRIBUTIONS	11,168.00	5,538.00	5,630.00	50%	5,490.00	62.68 %
001-271-513-10230	LIFE & HEALTH INSURANCE	15,077.00	7,785.00	7,292.00	52%	7,103.00	63.54 %
001-271-513-30343	PROFESSIONAL SERVICES	19,000.00	15,459.00	3,541.00	81%	16,704.00	95.98 %
001-271-513-30402	TRAVEL EXPENSE	1,500.00	-	1,500.00	0%	-	0.00 %
001-271-513-30410	TELEPHONE	5,500.00	5,207.00	293.00	95%	3,658.00	52.13 %
001-271-513-30440	EQUIPMENT RENTAL	3,100.00	188.00	2,912.00	6%	-	0.00 %
001-271-513-30461	REPAIR & MAINT OFFICE EQUIPMEN	2,500.00	413.00	2,087.00	17%	-	0.00 %
001-271-513-30465	COPIER LEASE	1,200.00	451.00	749.00	38%	-	0.00 %

GL ACCT #	ACCOUNT DESCRIPTION	FY 2023 OPERATING BUDGET	FY 2023 8 MONTHS YTD OPERATING ACTUAL	FY 2023 OPERATING BUDGET BALANCE	FY 2023 8 MONTHS YTD OPERATING 66.67%	FY 2022 8 MONTHS YTD OPERATING ACTUAL	YTD% 2022
001-271-513-30491	OTHER OPERATING EXPENSE	1,000.00	724.00	276.00	72%	2,129.00	82.03 %
001-271-513-30493	TRAINING	2,500.00	-	2,500.00	0%	-	0.00 %
001-271-513-30511	OFFICE SUPPLIES GENERAL	7,700.00	5,540.00	2,160.00	72%	5,791.00	72.18 %
001-271-513-30521	OPERATING SUPPLIES	1,500.00	694.00	806.00	46%	1,055.00	94.55 %
001-271-513-31000	OTHER OPERATING EXP - IT SUPPO	9,500.00	6,333.00	3,167.00	67%	5,600.00	66.66 %
	TOTAL FINANCE	181,433.00	98,621.00	82,812.00	54%	100,372.00	66.00-%
	GENERAL SERVICES ADM						
001-276-513-10110	EXE SALARY & WAGES	-	-	-		42,766.00	63.32 %
001-276-513-10120	REGULAR SALARIES & WAGES	50,000.00	32,274.00	17,726.00	65%	-	0.00 %
001-276-513-10140	OVERTIME	3,825.00	-	3,825.00	0%	-	0.00 %
001-276-513-10210	FICA	6,000.00	2,357.00	3,643.00	39%	3,379.00	57.09 %
001-276-513-10220	RETIREMENT	7,850.00	3,808.00	4,042.00	49%	4,828.00	56.08 %
001-276-513-10230	LIFE & HEALTH INSURANCE	8,100.00	4,662.00	3,438.00	58%	1,474.00	50.55 %
	TOTAL GEN SERVICES ADM	75,775.00	43,101.00	32,674.00	57%	52,447.00	57.00-%
	LAW ENFORCEMENT ADM						
001-210-521-10110	EXE SALARIES & WAGES	75,000.00	48,137.00	26,863.00	64%	41,000.00	59.57 %
001-210-521-10120	REGULAR SALARIES & WAGES	253,720.00	126,836.00	126,884.00	50%	119,920.00	63.78 %
001-210-521-10130	OTHER SALARIES & WAGES	1,000.00	658.00	342.00	66%	275.00	31.32 %
001-210-521-10140	OVERTIME	1,500.00	1,111.00	389.00	74%	171.00	34.18 %
001-210-521-10150	SPEC PAY-INCENTIVE,HOL LV BUYB	300.00	-	300.00	0%	-	0.00 %
001-210-521-10210	FICA TAXES	25,323.00	13,011.00	12,312.00	51%	12,161.00	62.91 %
001-210-521-10220	RETIREMENT CONTRIBUTIONS	39,722.00	34,755.51	4,966.49	87%	33,178.00	51.65 %
001-210-521-10230	LIFE & HEALTH INSURANCE	53,415.00	23,658.00	29,757.00	44%	14,090.00	58.63 %
001-210-521-30341	CONTRACTUAL SERVICES	7,000.00	3,090.00	3,910.00	44%	15,512.00	29.87 %
001-210-521-30402	TRAVEL EXPENSE	1,500.00	-	1,500.00	0%	345.00	23.40 %
001-210-521-30403	GAS & DIESEL	16,300.00	14,700.00	1,600.00	90%	3,154.00	25.36 %
001-210-521-30404	OIL & GREASE	850.00	-	850.00	0%	-	0.00 %
001-210-521-30405	TIRES	110.00	-	110.00	0%	-	0.00 %
001-210-521-30406	VEHICLE PARTS ONLY	250.00	-	250.00	0%	-	0.00 %
001-210-521-30407	VEHICLE REPAIRS	500.00	-	500.00	0%	39.00	3.57 %
001-210-521-30410	TELEPHONE	56,000.00	35,556.00	20,444.00	63%	39,183.00	66.17 %
001-210-521-30430	UTILITIES	8,000.00	5,185.00	2,815.00	65%	4,622.00	50.56 %
001-210-521-30464	REPAIRS & MAINTENANCE-RADIO	1,000.00	-	1,000.00	0%	-	0.00 %
001-210-521-30491	OTHER OPERATING EXPENSE	4,946.00	466.00	4,480.00	9%	2,106.00	44.36 %
001-210-521-30492	INVESTIGATIVE FUNDS	1,500.00	-	1,500.00	0%	16.00	18.46 %

G/L ACCT #	ACCOUNT DESCRIPTION	FY 2023 OPERATING BUDGET	FY 2023 8 MONTHS YTD OPERATING ACTUAL	FY 2023 OPERATING BUDGET BALANCE	FY 2023 8 MONTHS YTD OPERATING 66.67%	FY 2022 8 MONTHS YTD OPERATING ACTUAL	YTD% 2022
001-210-521-30493	TRAINING	1,000.00	-	1,000.00	0%	-	0.00 %
001-210-521-30494	Software License	25,971.00	16,971.00	9,000.00	65%	20,000.00	60.00 %
001-210-521-30511	OFFICE SUPPLIES-GENERAL	13,700.00	5,756.00	7,944.00	42%	15,409.00	79.86 %
001-210-521-30521	OPERATING MATERIALS & SUPPLIES	2,000.00	147.00	1,853.00	7%	1,595.00	77.91 %
001-210-521-30522	OPERATING SUPPLIES-UNIFORMS	500.00	-	500.00	0%	-	0.00 %
001-210-521-30540	PUBLICATIONS, SUBSCRIP. & MEMB	1,000.00	-	1,000.00	0%	-	0.00 %
001-210-521-31000	OTHER OPERATING EXP - IT SUPPO	9,500.00	6,393.00	3,167.00	67%	5,600.00	66.66 %
001-210-521-60641	OFFICE FURNITURE & EQUIPMENT	1,500.00	-	1,500.00	0%	110.00	2.25 %
	TOTAL LAW ENFORCEMENT ADM	603,107.00	336,370.51	266,736.49	56%	328,486.00	57.00-%
	LAW ENFORCEMENT OPERATIONS						
001-220-521-10120	REGULAR SALARIES & WAGES	1,539,336.00	960,158.00	579,178.00	62%	1,000,916.00	65.96 %
001-220-521-10130	OTHER SALARIES & WAGES - P/T	20,000.00	7,945.00	12,055.00	40%	37,840.00	72.06 %
001-220-521-10140	OVERTIME	107,000.00	103,384.00	3,616.00	97%	83,187.00	62.17 %
001-220-521-10150	SPEC PAY- INCENTIVE, HOL, LV BUY	20,266.00	19,258.00	1,008.00	95%	8,485.00	62.24 %
001-220-521-10210	FICA TAXES	126,107.00	80,137.00	47,970.00	63%	83,850.00	66.02 %
001-220-521-10220	RETIREMENT CONTRIBUTIONS	345,750.00	256,595.43	89,154.57	74%	248,512.00	81.33 %
001-220-521-10230	LIFE & HEALTH INSURANCE	271,286.00	210,360.00	60,926.00	78%	190,972.00	64.36 %
001-220-521-30402	CONTRACTURAL SERVICES	5,500.00	3,477.00	2,023.00	63%	893.00	16.50 %
001-220-521-30403	GASOLINE & DIESEL	60,000.00	47,081.00	12,919.00	78%	278.00	27.84 %
001-220-521-30404	OIL & GREASE	4,000.00	3,538.00	462.00	89%	29,008.00	44.91 %
001-220-521-30405	TIRES	5,000.00	4,195.00	805.00	84%	3,615.00	57.82 %
001-220-521-30406	VEHICLE PARTS ONLY	29,000.00	6,039.00	22,961.00	21%	14,117.00	54.26 %
001-220-521-30407	OTHER AUTO EXPENSE	1,500.00	1,409.00	91.00	94%	36.00	0.38 %
001-220-521-30435	YOUTH DEVELOPMENT ACADEMY & PR	2,000.00	1,586.00	414.00	79%	500.00	100.00 %
001-220-521-30462	REPAIR & MAINT. -EQUIPMENT & TO	600.00	-	600.00	0%	-	0.00 %
001-220-521-30464	REPAIR & MAINTENANCE - RADIOS	500.00	-	500.00	0%	480.00	96.00 %
001-220-521-30491	OTHER OPERATING EXPENSE	50,300.00	34,147.00	16,153.00	68%	14,463.00	41.46 %
001-220-521-30493	TRAINING	30,000.00	17,640.00	12,360.00	59%	8,367.00	85.68 %
001-220-521-30494	Software License	8,236.00	8,235.00	1.00	100%	-	0.00 %
001-220-521-30499	CANINE EXPENSE	500.00	-	500.00	0%	(87.00)	30.39-%
001-220-521-30511	OFFICE SUPPLIES	1,000.00	-	1,000.00	0%	259.00	88.21 %
001-220-521-30514	HUMAN INTELLIGENCE - REWARDS	1,000.00	500.00	500.00	50%	-	0.00 %
001-220-521-30521	OPERATING MATERIALS & SUPPLIES	95,685.00	46,663.00	49,022.00	49%	23,662.00	75.67 %
001-220-521-30522	OPERATING SUPPLIES - UNIFORMS	51,025.00	45,471.00	5,554.00	89%	30,473.00	58.64 %
001-220-521-60641	OFFICE FURNITURE & EQUIPMENT	10,608.00	1,848.00	8,760.00	17%	134,747.00	98.48 %
001-220-521-60642	VEHICLES	123,285.00	65,103.00	58,182.00	53%	46,140.00	66.36 %
001-220-521-60644	EQUIPMENT	20,000.00	9,586.00	10,414.00	48%	14,973.00	90.20 %
	TOTAL LAW ENFORCEMENT OPERAT	2,992,484.00	1,934,355.43	998,128.57	66%	1,977,121.00	68.00-%

G/L ACCT #	ACCOUNT DESCRIPTION	FY 2023 OPERATING BUDGET	FY 2023 8 MONTHS YTD OPERATING ACTUAL	FY 2023 OPERATING BUDGET BALANCE	FY 2023 8 MONTHS YTD OPERATING 66.67%	FY 2022 8 MONTHS YTD OPERATING ACTUAL	YTD% 2022
	FIRE CONTROL ADM						
001-210-522-10110	EXE SALARIES & WAGES	130,000.00	82,240.00	47,760.00	63%	44,983.00	62.96 %
001-210-522-10120	REGULAR SALARIES & WAGES	47,000.00	29,896.00	17,104.00	64%	32,281.00	61.25 %
001-210-522-10150	SPEC PAY-INCENTIVE,HOL,LV BUYB	6,000.00	3,815.00	2,185.00	64%	1,124.00	56.94 %
001-210-522-10210	FICA TAXES	14,000.00	8,372.00	5,628.00	60%	5,607.00	61.02 %
001-210-522-10220	RETIREMENT CONTRIBUTIONS	31,240.00	20,193.61	11,046.39	65%	8,799.00	60.56 %
001-210-522-10230	LIFE & HEALTH INSURANCE	28,674.00	15,777.00	12,897.00	55%	13,456.00	64.37 %
001-210-522-30410	TELEPHONE	23,923.00	16,129.00	7,794.00	67%	14,699.00	61.03 %
001-210-522-30430	UTILITIES	17,100.00	12,243.00	4,857.00	72%	9,807.00	47.36 %
001-210-522-30461	REPAIR & MAINTENANCE-OFFICE EQ	3,000.00	531.00	2,469.00	18%	1,262.00	59.50 %
001-210-522-30463	REPAIR & MAINT.-BUILDINGS & GR	10,000.00	7,205.00	2,795.00	72%	4,896.00	52.59 %
001-210-522-30464	REPAIR & MAINTENANCE-RADIO	7,000.00	-	7,000.00	0%	-	0.00 %
001-210-522-30465	COPIER PAYMENT	1,989.00	1,202.00	787.00	60%	1,341.00	69.04 %
001-210-522-30491	OTHER OPERATING EXPENSE	1,105.00	980.00	125.00	89%	681.00	58.33 %
001-210-522-30494	FIRE PREVENTION AND EDUCATION	8,000.00	2,813.00	5,187.00	35%	3,692.00	80.41 %
001-210-522-30511	OFFICE SUPPLIES-GENERAL	1,000.00	456.00	544.00	46%	193.00	41.32 %
001-210-522-30521	OPERATING MATERIALS & SUPPLIES	2,800.00	956.00	1,844.00	34%	577.00	18.59 %
001-210-522-30522	OPERATING SUPPLIES - UNIFORMS	4,000.00	1,918.00	2,082.00	48%	1,662.00	44.72 %
001-210-522-31000	OTHER OPERATING EXP -IT SUPPOR	9,500.00	6,333.00	3,167.00	67%	5,600.00	66.66 %
001-210-522-60641	OFFICE FURNITURE & EQUIPMENT	6,000.00	5,546.00	454.00	92%	-	0.00 %
	TOTAL FIRE CONTROL ADM	352,331.00	216,605.61	135,725.39	61%	150,650.00	60.00-%
	FIRE CONTROL OPERATIONS						
001-230-522-10120	REGULAR SALARIES & WAGES	933,164.00	560,249.00	372,915.00	60%	596,562.00	63.58 %
001-230-522-10130	OTHER SALARIES & WAGES - PT	11,300.00	1,244.00	10,056.00	11%	-	0.00 %
001-230-522-10140	OVERTIME	75,000.00	20,667.00	54,333.00	28%	59,092.00	65.40 %
001-230-522-10150	SPEC PAY-INCENTIVE,HOL,LV BUYB	29,780.00	23,400.00	6,380.00	79%	11,560.00	61.08 %
001-230-522-10210	FICA TAXES	81,079.00	44,548.00	36,531.00	55%	49,434.00	63.81 %
001-230-522-10220	RETIREMENT CONTRIBUTIONS	283,400.00	183,075.43	100,324.57	65%	200,366.00	70.25 %
001-230-522-10230	LIFE & HEALTH INSURANCE	171,711.00	137,246.00	34,465.00	80%	127,710.00	64.58 %
001-230-522-30345	VOLUNTEER FIREFIGHTER PROGRAM	10,200.00	-	10,200.00	0%	-	0.00 %
001-230-522-30402	TRAVEL EXPENSE	2,000.00	-	2,000.00	0%	-	0.00 %
001-230-522-30403	GASOLINE & DIESEL	15,783.00	14,376.00	1,407.00	91%	8,974.00	46.39 %
001-230-522-30404	OIL & GREASE	1,175.00	776.00	399.00	66%	478.00	40.71 %
001-230-522-30405	TIRES	4,000.00	2,314.00	1,686.00	58%	-	0.00 %
001-230-522-30406	VEHICLE PARTS ONLY	1,675.00	555.00	1,120.00	33%	609.00	36.38 %
001-230-522-30462	REPAIR & MAINT. - EQUIPMENT &	25,000.00	16,524.00	8,476.00	66%	10,398.00	66.05 %
001-230-522-30491	OTHER OPERATING EXPENSE	1,603.00	1,057.00	546.00	66%	175.00	10.92 %
001-230-522-30493	TRAINING	6,000.00	4,052.00	1,948.00	68%	4,731.00	90.98 %

GL ACCT #	ACCOUNT DESCRIPTION	FY 2023 OPERATING BUDGET	FY 2023 8 MONTHS YTD OPERATING ACTUAL	FY 2023 OPERATING BUDGET BALANCE	FY 2023 8 MONTHS YTD OPERATING 66.67%	FY 2022 8 MONTHS YTD OPERATING ACTUAL	YTD% 2022
001-230-522-30511	OFFICE SUPPLIES	500.00	82.00	418.00	16%	135.00	31.61 %
001-230-522-30521	OPERATING MATERIALS & SUPPLIES	3,500.00	1,481.00	2,019.00	42%	1,814.00	50.20 %
001-230-522-30522	OPERATING SUPPLIES - UNIFORMS	65,000.00	41,822.00	23,178.00	64%	25,885.00	37.60 %
001-230-522-60644	EQUIPMENT	10,000.00	-	10,000.00	0%	25,697.00	100.00 %
	TOTAL FIRE CONTROL OPERATIONS	1,731,870.00	1,053,468.43	678,401.57	61%	1,123,620.00	64.00-%
	BUILDING & PLANNING						
001-284-515-10110	EXE SALARIES & WAGES	72,140.00	12,452.00	59,688.00	17%	-	0.00 %
001-284-515-10120	REGULAR SALARIES & WAGES	79,075.00	55,979.00	23,096.00	71%	54,462.00	65.33 %
001-284-515-10140	OVERTIME	75.00	74.00	1.00	99%	99.00	79.19 %
001-284-515-10210	FICA TAXES	11,568.00	4,821.00	6,747.00	42%	3,793.00	54.42 %
001-284-515-10220	RETIREMENT CONTRIBUTIONS	18,146.00	8,134.00	10,012.00	45%	6,059.00	62.01 %
001-284-515-10230	LIFE & HEALTH INSURANCE	24,497.00	11,750.00	12,747.00	48%	10,924.00	64.76 %
001-284-515-30341	CONTRACTUAL SERVICES	16,500.00	14,400.00	2,100.00	87%	118,170.00	99.16 %
001-284-515-30343	PROFESSIONAL SERVICES	31,000.00	18,550.00	12,450.00	60%	20,850.00	47.25 %
001-284-515-30402	TRAVEL EXPENSE	500.00	-	500.00	0%	-	0.00 %
001-284-515-30403	GAS & DIESEL	1,200.00	879.00	321.00	73%	47.00	23.67 %
001-284-515-30404	OIL & GREASE	200.00	-	200.00	0%	-	0.00 %
001-284-515-30405	TIRES	450.00	-	450.00	0%	-	0.00 %
001-284-515-30406	VEH PARTS ONLY	300.00	-	300.00	0%	-	0.00 %
001-284-515-30407	VEH REPAIRS	200.00	-	200.00	0%	75.00	27.07 %
001-284-515-30410	TELEPHONE	7,000.00	6,095.00	905.00	87%	4,430.00	58.92 %
001-284-515-30461	REPAIR & MAINT. OFFICE EQUIPME	2,750.00	2,951.00	(201.00)	107%	-	0.00 %
001-284-515-30491	OTHER OPERATING EXPENSE	3,000.00	2,936.00	64.00	98%	3,578.00	72.57 %
001-284-515-30498	TRAINING	1,500.00	1,500.00	-	100%	885.00	50.54 %
001-284-515-30500	ADVERTISEMENTS	3,525.00	343.00	3,182.00	10%	2,357.00	60.15 %
001-284-515-30511	OFFICE SUPPLIES GENERAL	4,500.00	649.00	3,851.00	14%	3,743.00	54.30 %
001-284-515-31000	OTHER OPERATING EXP - IT SUPPO	9,500.00	6,333.00	3,167.00	67%	5,600.00	66.66 %
	TOTAL BUILDING & PLANNING	287,626.00	147,846.00	139,780.00	51%	235,072.00	73.00-%
	RECREATIONAL ACTIVITY						
001-310-572-10110	EXE SALARIES & WAGES	54,388.00	35,546.00	18,842.00	65%	36,571.00	63.66 %
001-310-572-10120	REGULAR SALARIES & WAGES	210,300.00	146,566.00	63,734.00	70%	161,471.00	64.96 %
001-310-572-10130	OTHER SALARIES & WAGES - P/T	63,440.00	7,769.00	55,671.00	12%	10,530.00	44.82 %
001-310-572-10140	OVERTIME	2,489.00	208.00	2,281.00	8%	687.00	28.53 %
001-310-572-10210	FICA TAXES	25,292.00	13,371.00	11,921.00	53%	15,020.00	62.95 %
001-310-572-10220	RETIREMENT CONTRIBUTIONS	39,375.00	21,355.00	18,020.00	54%	21,462.00	65.80 %
001-310-572-10230	LIFE & HEALTH INSURANCE	53,560.00	43,399.00	10,161.00	81%	36,204.00	61.54 %
001-310-572-30341	CONTRACTUAL SERVICES	7,218.00	7,050.00	168.00	98%	800.00	100.00 %
001-310-572-30402	TRAVEL EXPENSE	1,000.00	-	1,000.00	0%	-	0.00 %

G/L ACCT #	ACCOUNT DESCRIPTION	FY 2023 OPERATING BUDGET	FY 2023 8 MONTHS YTD OPERATING ACTUAL	FY 2023 OPERATING BUDGET BALANCE	FY 2023 8 MONTHS YTD OPERATING 66.67%	FY 2022 8 MONTHS YTD OPERATING ACTUAL	YTD% 2022
001-310-572-30403	GAS & DIESEL	10,800.00	7,739.00	3,061.00	72%	6,102.00	38.92 %
001-310-572-30404	OIL & GREASE	1,500.00	415.00	1,085.00	28%	716.00	79.81 %
001-310-572-30405	TIRES	1,600.00	156.00	1,444.00	10%	1,104.00	61.42 %
001-310-572-30406	VEH PARTS ONLY	1,000.00	394.00	606.00	39%	223.00	14.55 %
001-310-572-30407	VEHICLE REPAIRS	1,000.00	255.00	745.00	26%	18.00	1.18 %
001-310-572-30410	TELEPHONE	11,282.00	8,928.00	2,354.00	79%	8,070.00	59.44 %
001-310-572-30440	RENTAL OF EQUIPMENT & BUILDING	1,500.00	451.00	1,049.00	30%	579.00	48.88 %
001-310-572-30441	SWIMMING POOL REPAIRS	7,500.00	30.00	7,470.00	0%	2,046.00	38.42 %
001-310-572-30462	REPAIR & MAINT-EQUIPMENT & TOO	3,000.00	2,301.00	699.00	77%	900.00	24.49 %
001-310-572-30491	OTHER OPERATING EXPENSES	16,530.00	16,529.00	1.00	100%	13,898.00	76.03 %
001-310-572-30492	MAINTENANCE OF TANYARD CREEK P	6,764.00	6,764.00	-	100%	470.00	19.37 %
001-310-572-30493	TRAINING	1,000.00	-	1,000.00	0%	-	0.00 %
001-310-572-30511	OFFICE SUPPLIES - GENERAL	1,000.00	889.00	111.00	89%	591.00	38.34 %
001-310-572-30521	OPERATING MATERIALS & SUPPLIES	3,500.00	1,901.00	1,599.00	54%	1,315.00	38.58 %
001-310-572-30522	OPERATING SUPPLIES - UNIFORMS	4,000.00	2,608.00	1,392.00	65%	2,704.00	58.18 %
001-310-572-30523	OPERATING SUP - CHEM	4,458.00	4,458.00	-	100%	1,840.00	55.78 %
001-310-572-30524	SWIMMING POOL SUPPLIES	1,500.00	279.00	1,221.00	19%	9.00	0.53 %
001-310-572-30525	ATHLETIC EQUIPMENT - FOOTBALL	20,000.00	16,615.00	3,385.00	83%	12,218.00	58.73 %
001-310-572-30526	ATHLETIC EQUIP BASEBALL & SOFT	5,000.00	1,896.00	3,104.00	38%	2,094.00	47.32 %
001-310-572-30528	ATHLETIC EQUIPMENT - BASKETBAL	11,215.00	11,186.00	29.00	100%	4,899.00	81.31 %
001-310-572-30529	ATHLETIC EQUIPMENT - OTHER	2,633.00	1,025.00	1,608.00	39%	110.00	2.35 %
001-310-572-30530	TRACK CLUB	6,000.00	2,978.00	3,022.00	50%	-	0.00 %
001-310-572-30531	ATHLETIC EQUIPMENT - KICKBALL	3,000.00	-	3,000.00	0%	-	0.00 %
001-310-572-30540	OTHER RECREATIONAL ACTIVITIES	5,600.00	3,831.00	1,769.00	68%	2,693.00	28.44 %
001-310-572-31000	OTHER OPERATING EXP - IT SUPPO	9,500.00	6,333.00	3,167.00	67%	5,600.00	66.66 %
	TOTAL RECREATIONAL ACTIVITY	597,944.00	373,225.00	224,719.00	62%	350,944.00	60.00-%
	PARKS						
001-440-572-10130	OTHER SALARIES & WAGES - P/T	-	-	-	0%	(384.00)	0.00 %
001-440-572-10210	FICA TAXES	-	-	-	0%	(29.00)	0.00 %
001-440-572-30341	CONTRACTUAL SERVICES	13,500.00	2,867.00	10,633.00	21%	2,341.00	32.93 %
001-440-572-30391	PARKS & FACILITY	29,515.00	6,900.00	22,615.00	23%	16,902.00	44.37 %
001-440-572-30430	UTILITIES	41,000.00	28,638.00	12,362.00	70%	20,363.00	42.03 %
001-440-572-30440	RENTAL OF EQUIPMENT & BUILDING	100.00	60.00	40.00	60%	-	0.00 %
001-440-572-30462	REPAIR & MAINT.-EQUIPMENT & TO	2,500.00	1,119.00	1,381.00	45%	1,051.00	87.57 %
001-440-572-30463	REPAIR & MAINTENANCE-BLDGS. &	11,623.00	11,623.00	-	100%	4,479.00	76.05 %
001-440-572-30491	OTHER OPERATING EXPENSES	2,000.00	1,732.00	268.00	87%	640.00	32.00 %
001-440-572-60642	VEHICLES	29,587.00	-	29,587.00	0%	-	0.00 %
001-440-572-60644	EQUIPMENT	6,175.00	-	6,175.00	0%	4,285.00	80.83 %
	TOTAL PARKS	136,000.00	52,939.00	83,061.00	39%	49,648.00	46.00-%

GL ACCT #	ACCOUNT DESCRIPTION	FY 2023 OPERATING BUDGET	FY 2023 8 MONTHS YTD OPERATING ACTUAL	FY 2023 OPERATING BUDGET BALANCE	FY 2023 8 MONTHS YTD OPERATING 66.67%	FY 2022 8 MONTHS YTD OPERATING ACTUAL	YTD% 2022
	PUBLIC WORKS ADM						
001-410-539-10110	EXE SALARIES & WAGES	48,048.00	30,871.00	17,177.00	64%	37,034.00	67.84 %
001-410-539-10120	REGULAR SALARIES & WAGES	23,000.00	15,509.00	7,491.00	67%	14,173.00	62.98 %
001-410-539-10140	OVERTIME	500.00		500.00	0%		0.00 %
001-410-539-10210	FICA TAXES	5,473.00	3,345.00	2,128.00	61%	3,648.00	66.28 %
001-410-539-10220	RETIREMENT CONTRIBUTIONS	8,585.00	3,659.00	4,926.00	43%	4,232.00	57.24 %
001-410-539-10230	LIFE & HEALTH INSURANCE	11,590.00	6,119.00	5,471.00	53%	6,391.00	63.69 %
001-410-539-30410	TELEPHONE	7,770.00	5,895.00	1,875.00	76%	4,165.00	53.57 %
001-410-539-30430	UTILITIES	62,000.00	44,800.00	17,200.00	72%	38,107.00	47.93 %
001-410-539-30440	REPAIR & MAINT BUILDING	1,250.00	540.00	710.00	43%	300.00	19.99 %
001-410-539-30491	OTHER OPERATING EXPENSE	4,000.00	3,527.00	473.00	88%	4,597.00	54.39 %
001-410-539-30493	TRAINING	2,000.00	550.00	1,450.00	28%	1,600.00	99.98 %
001-410-539-30511	OFFICE SUPPLIES	400.00	48.00	352.00	12%	254.00	63.48 %
001-410-539-30521	OPERATING MATERIALS & SUPPLIES	3,000.00	647.00	2,353.00	22%	649.00	34.32 %
001-410-539-30522	OPERATING EXPENSE - UNIFORMS	16,000.00	5,827.00	10,173.00	36%	2,971.00	27.21 %
001-410-539-30524	OPERATING SUPPLIES - TOOLS	500.00		500.00	0%	14.00	2.79 %
001-410-539-31000	OTHER OPERATING EXP - IT SUPPO	9,500.00	6,333.00	3,167.00	67%	5,600.00	66.66 %
	TOTAL PUBLIC WORKS ADM	203,616.00	127,670.00	75,946.00	63%	123,735.00	56.00-%
	ROADS & STREETS						
001-430-541-10110	SALARIES & WAGES	6,864.00	4,410.00	2,454.00	64%	6,005.00	41.16 %
001-430-541-10120	REGULAR SALARIES & WAGES	345,530.00	229,482.00	116,048.00	66%	231,292.00	64.44 %
001-430-541-10140	OVERTIME	8,000.00	6,273.00	1,727.00	78%	3,229.00	50.86 %
001-430-541-10210	FICA TAXES	27,302.00	17,061.00	10,241.00	62%	17,018.00	62.02 %
001-430-541-10220	RETIREMENT CONTRIBUTIONS	42,827.00	27,236.00	15,591.00	64%	25,342.00	62.30 %
001-430-541-10230	LIFE & HEALTH INSURANCE	57,817.00	50,039.00	7,778.00	87%	48,811.00	64.99 %
001-430-541-30341	CONTRACTUAL SERVICES	60,000.00	42,975.00	17,025.00	72%	53,260.00	65.67 %
001-430-541-30403	GASOLINE & DIESEL	64,000.00	47,172.00	16,828.00	74%	34,954.00	42.63 %
001-430-541-30462	REPAIR & MAINT - HEAVY EQUIPME	5,000.00	3,267.00	1,733.00	65%	885.00	46.59 %
001-430-541-30491	OTHER OPERATING EXPENSE	400.00	261.00	139.00	65%	65.00	15.86 %
001-430-541-30521	OPERATING MATERIALS & SUPPLIES	900.00	77.00	124.00	86%	340.00	41.89 %
001-430-541-30524	OPERATING SUPPLIES - SMALL TOU	10,000.00	3,927.00	6,073.00	39%	6,706.00	82.83 %
001-430-541-30530	ROAD MATERIALS & SUPPLIES	87,606.00	33,943.00	53,663.00	39%	33,589.00	34.21 %
001-430-541-60632	RESURF & SIDEWALKS	215,329.00	199,416.00	15,913.00	93%	16,252.00	1.37 %
001-430-541-60634	STORM WATER FACILITIES	5,000.00		5,000.00	0%	1,329.00	0.20 %
001-430-541-60642	VEHICLES	38,821.00	38,821.00		100%	38,821.00	94.27 %
001-430-541-60643	HEAVY EQUIPMENT				0%	173,072.00	98.89 %
	TOTAL ROADS & STREETS	975,396.00	705,059.00	270,337.00	72%	690,970.00	24.00-%

GL_ACCCT #	ACCOUNT DESCRIPTION	FY 2023 OPERATING BUDGET	FY 2023 8 MONTHS YTD OPERATING ACTUAL	FY 2023 OPERATING BUDGET BALANCE	FY 2023 8 MONTHS YTD OPERATING 66.57%	FY 2022 8 MONTHS YTD OPERATING ACTUAL	YTD% 2022
	CEMETERIES & GROUNDS						
001-431-542-10120	REGULAR SALARIES & WAGES	109,737.00	72,422.00	37,315.00	66%	67,208.00	63.50 %
001-431-542-10140	OVERTIME	5,936.00	2,324.00	3,612.00	39%	775.00	43.43 %
001-431-542-10210	FICA TAXES	8,502.00	5,311.00	3,191.00	62%	4,772.00	63.10 %
001-431-542-10220	RETIREMENT CONTRIBUTIONS	13,337.00	8,453.00	4,884.00	63%	7,273.00	61.45 %
001-431-542-10230	LIFE & HEALTH INSURANCE	17,737.00	15,549.00	2,188.00	88%	14,273.00	63.63 %
001-431-542-30521	OPERATING SUPPLIES	102.00	35.00	67.00	34%	725.00	90.62 %
	TOTAL CEMETERIES & GROUNDS	155,351.00	104,094.00	51,257.00	67%	95,026.00	63.00-%
	BUILDINGS & GROUNDS						
001-440-519-10120	REGULAR SALARIES & WAGES	191,828.00	108,089.00	83,739.00	56%	113,796.00	60.17 %
001-440-519-10130	OTHER SALARIES & WAGES - PT	1,235.00	-	1,235.00	0%	-	0.00 %
001-440-519-10140	OVERTIME	14,561.00	2,469.00	12,092.00	17%	1,009.00	41.03 %
001-440-519-10210	FICA TAXES	23,050.00	7,902.00	15,148.00	34%	8,154.00	59.53 %
001-440-519-10220	RETIREMENT CONTRIBUTIONS	31,162.00	12,668.00	18,494.00	41%	12,234.00	57.33 %
001-440-519-10230	LIFE & HEALTH INSURANCE	40,441.00	22,731.00	17,710.00	56%	22,528.00	57.95 %
001-440-519-30341	CONTRACTUAL SERVICES	20,000.00	8,154.00	11,846.00	41%	28,104.00	97.58 %
001-440-519-30463	REPAIR & MAINT - BUILDINGS & GR	17,000.00	11,146.00	5,854.00	66%	13,132.00	45.91 %
001-440-519-30491	OTHER OPERATING EXPENSE	9,305.00	1,544.00	7,761.00	17%	1,766.00	29.50 %
	TOTAL BUILDINGS & GROUNDS	348,582.00	174,703.00	173,879.00	50%	200,723.00	61.00-%
	FLEET MAINTENANCE						
001-450-541-10120	REGULAR SALARIES & WAGES	79,095.00	31,862.00	47,233.00	40%	47,757.00	60.38 %
001-450-541-10140	OVERTIME	1,000.00	98.00	902.00	10%	225.00	22.53 %
001-450-541-10210	FICA TAXES	6,127.00	1,938.00	4,189.00	32%	3,310.00	56.61 %
001-450-541-10220	RETIREMENT CONTRIBUTIONS	9,611.00	2,966.00	6,645.00	31%	5,291.00	58.45 %
001-450-541-10230	LIFE & HEALTH INSURANCE	12,975.00	6,823.00	6,152.00	53%	9,728.00	65.08 %
001-450-541-30404	OIL & GREASE	3,000.00	1,668.00	1,332.00	56%	1,823.00	52.60 %
001-450-541-30405	TIRES	10,985.00	7,193.00	3,792.00	65%	6,656.00	63.48 %
001-450-541-30406	VEH PARTS ONLY	39,198.00	31,971.00	7,227.00	82%	11,330.00	45.31 %
001-450-541-30407	VEHICLE REPAIRS	20,000.00	15,304.00	4,696.00	77%	14,231.00	66.45 %
001-450-541-30491	OTHER OPER EXPENSE	7,500.00	4,105.00	3,395.00	55%	6,338.00	74.56 %
001-450-541-30522	OPERATING SUPPLIES - UNIFORMS	4,000.00	2,323.00	1,677.00	58%	-	0.00 %
	TOTAL FLEET MAINT	193,491.00	106,251.00	87,240.00	55%	106,689.00	59.00-%
	TOTAL GEN FUND EXPENDITURES	11,599,011.00	7,589,064.98	4,009,946.02	65%	7,335,410.00	55.00-%
	COMMUNITY REDEVELOPMENT AGENCY						
002-250-552-10110	EXECUTIVE SALARIES & WAGES	-	-	-	-	44,469.00	62.42 %
002-250-552-10120	REGULAR SALARIES & WAGES	86,235.00	1,266.00	84,969.00	1%	3,939.00	26.26 %

GL ACCT #	ACCOUNT DESCRIPTION	FY 2023 OPERATING BUDGET	FY 2023 8 MONTHS YTD OPERATING ACTUAL	FY 2023 OPERATING BUDGET BALANCE	FY 2023 8 MONTHS YTD OPERATING 66.67%	FY 2022 8 MONTHS YTD OPERATING ACTUAL	FY 2022 YTD% 2022
002-250-552-10210	FICA	6,597.00	-	6,597.00	0%	3,219.00	50.25%
002-250-552-10220	RETIREMENT CONTRIBUTIONS	10,348.00	-	10,348.00	0%	5,033.00	50.10%
002-250-552-10230	LIFE & HEALTH INSURANCE	13,970.00	-	13,970.00	0%	7,589.00	75.54%
002-250-552-30341	CONTRACTUAL SERVICES	4,500.00	4,000.00	500.00	89%	4,025.00	61.45%
002-250-552-30343	PROFESSIONAL SERVICES	38,200.00	3,325.00	34,875.00	9%	8,973.00	25.17%
002-250-552-30390	CONTINGENCIES - TANYARD CREEK	3,700.00	-	3,700.00	0%	-	0.00%
002-250-552-30402	TRAVEL EXPENSES	500.00	-	500.00	0%	-	0.00%
002-250-552-30403	GAS & DIESEL	250.00	-	250.00	0%	-	0.00%
002-250-552-30410	TELEPHONE	2,200.00	-	2,200.00	0%	-	0.00%
002-250-552-30490	BANK CHARGES	1,000.00	169.00	831.00	17%	647.00	64.70%
002-250-552-30491	OTHER OPERATING EXPENSES	5,000.00	225.00	4,775.00	5%	173.00	3.14%
002-250-552-30493	TRAINING	1,000.00	-	1,000.00	0%	562.00	56.22%
002-250-552-30496	CONFERENCES & SEMINARS	1,500.00	1,500.00	-	100%	-	0.00%
002-250-552-30500	LEGAL ADS & RECORDINGS	1,500.00	-	1,500.00	0%	-	0.00%
002-250-552-30512	POSTAGE	250.00	-	250.00	0%	-	0.00%
002-250-552-30521	OPERATING SUPPLIES	7,500.00	1,214.00	6,286.00	16%	1,264.00	16.85%
002-250-552-31000	OTHER OPERATING EXPENSE- IT SU	5,000.00	3,333.00	1,667.00	67%	2,667.00	66.66%
002-250-552-32000	ADMINISTRATIVE SUPPORT SERVICE	20,000.00	13,341.00	6,659.00	67%	13,341.00	66.70%
002-250-552-60000	SENIOR ENERGY EFF PROGRAM	100,000.00	-	100,000.00	0%	21,112.00	21.11%
002-250-552-60010	BEAUTIFICATION PROJECTS	1,630.00	-	1,630.00	0%	-	0.00%
002-250-552-60040	CRA CATALYST PROJECTS	753,159.00	186,061.00	567,098.00	25%	80,018.00	22.49%
002-250-552-60641	OFFICE FURNITURE & EQUIPMENT	1,000.00	-	1,000.00	0%	-	0.00%
	TOTAL CRA	1,065,039.00	214,434.00	850,605.00	20%	197,031.00	30.00-%
	TOTAL GOVERNMENTAL FUNDS	12,664,050.00	7,803,498.98	4,860,551.02	62%	7,532,441.00	
ENTERPRISE FUND							
	FINANCIAL SERVICES						
400-271-513-10110	EXECUTIVE SALARIES & WAGES	78,750.00	49,299.00	29,451.00	63%	50,454.00	62.96%
400-271-513-10120	REGULAR SALARIES & WAGES	198,955.00	91,533.00	107,422.00	46%	97,512.00	66.24%
400-271-513-10210	FICA TAXES	21,224.00	10,017.00	11,227.00	47%	10,551.00	52.26%
400-271-513-10220	RETIREMENT CONTRIBUTIONS	33,325.00	16,612.00	16,713.00	50%	16,468.00	52.01%
400-271-513-10230	LIFE & HEALTH INSURANCE	44,988.00	23,351.00	21,637.00	52%	21,307.00	49.64%
400-271-513-30341	CONTRACTUAL SERVICES	3,095.00	2,983.00	112.00	96%	1,766.00	35.31%
400-271-513-31000	OTHER OPERATING EXPENSE- IT SU	5,000.00	3,333.00	1,667.00	67%	-	0.00%
	TOTAL FINANCIAL SERVICES	385,357.00	197,128.00	188,229.00	51%	198,058.00	61.00-%
	CUSTOMER SERVICES						
400-274-513-10110	EXE SALARIES & WAGES	50,540.00	30,902.00	19,638.00	61%	34,232.00	76.29%

GL ACCT #	ACCOUNT DESCRIPTION	FY 2023 OPERATING BUDGET	FY 2023 8 MONTHS YTD OPERATING ACTUAL	FY 2023 OPERATING BUDGET BALANCE	FY 2023 8 MONTHS YTD OPERATING 66.67%	FY 2022 8 MONTHS YTD OPERATING ACTUAL	YTD% 2022
400-274-513-10120	REGULAR SALARIES & WAGES	97,960.00	42,458.00	55,502.00	43%	56,850.00	65.47%
400-274-513-10140	OVERTIME	3,000.00	62.00	2,938.00	2%	2,174.00	61.09%
400-274-513-10210	FICA TAXES	11,972.00	5,246.00	6,726.00	44%	6,718.00	69.42%
400-274-513-10220	RETIREMENT CONTRIBUTION	18,780.00	8,366.00	10,414.00	45%	10,029.00	67.06%
400-274-513-10230	LIFE & HEALTH INSURANCE	25,353.00	9,906.00	15,447.00	39%	12,027.00	64.05%
400-274-513-30280	Credit Card Processing Charges	137,434.00	111,773.00	25,661.00	81%	89,778.00	61.22%
400-274-513-30341	CONTRACTUAL SERVICES	4,800.00	4,529.00	271.00	94%	-	0.00%
400-274-513-30410	TELEPHONE	7,000.00	6,602.00	398.00	94%	4,648.00	60.29%
400-274-513-30461	REPAIR & MAINTAIN OFFICE EQUIP	3,600.00	2,590.00	1,010.00	72%	1,341.00	36.80%
400-274-513-30490	BANK CHARGES	750.00	16.00	734.00	2%	-	0.00%
400-274-513-30491	OTHER OPERATING EXPENSES	6,250.00	6,171.00	79.00	99%	6,274.00	29.77%
400-274-513-30493	TRAINING	400.00	-	400.00	0%	-	0.00%
400-274-513-30495	Over or Under	700.00	595.00	105.00	85%	-	0.00%
400-274-513-30511	OFFICE SUPPLIES-GENERAL	1,300.00	816.00	484.00	63%	304.00	57.28%
400-274-513-31000	OTHER OPERATING EXPENSE IT SUP	5,000.00	3,333.00	1,667.00	67%	-	0.00%
	TOTAL CUSTOMER SERVICES	374,839.00	233,365.00	141,474.00	62%	224,375.00	62.00-%
	SEWER ADMINISTRATION						
402-520-535-10110	EXE SALARIES & WAGES	19,000.00	9,499.00	9,501.00	50%	10,250.00	52.17%
402-520-535-10120	REGULAR SALARIES & WAGES	66,921.00	29,394.00	37,527.00	44%	30,564.00	25.85%
402-520-535-10140	OVERTIME	2,800.00	1,241.00	1,559.00	44%	1,453.00	32.66%
402-520-535-10210	FICA TAXES	6,787.00	2,853.00	3,934.00	42%	2,987.00	28.99%
402-520-535-10220	RETIREMENT CONTRIBUTIONS	10,647.00	4,619.00	6,028.00	43%	4,564.00	29.23%
402-520-535-10230	LIFE & HEALTH INSURANCE	14,373.00	9,966.00	4,407.00	69%	9,186.00	37.09%
402-520-535-300320	ACCOUNTING & AUDITING SERVICES	12,154.00	4,400.00	7,754.00	36%	5,500.00	45.25%
402-520-535-30341	CONTRACTUAL SERVICES	21,460.00	19,783.00	1,677.00	92%	2,375.00	29.88%
402-520-535-30343	PROFESSIONAL SERVICES	17,601.00	10,338.00	7,263.00	59%	897.00	5.74%
402-520-535-30402	TRAVEL EXPENSE	-	-	-	0%	-	0.00%
402-520-535-30403	GAS & DIESEL	200.00	-	200.00	0%	-	0.00%
402-520-535-30404	OIL & GREASE	400.00	144.00	256.00	36%	-	0.00%
402-520-535-30405	TIRES	200.00	-	200.00	0%	-	0.00%
402-520-535-30410	TELEPHONE	8,000.00	6,062.00	1,938.00	76%	4,799.00	46.51%
402-520-535-30440	RENTALS & LEASES	345.00	282.00	63.00	82%	123.00	22.28%
402-520-535-30451	INSURANCE - PROPERTY LIABILITY	56,050.00	43,859.00	12,191.00	78%	32,036.00	70.93%
402-520-535-30465	COPPER REPAIRS	-	-	-	0%	-	0.00%
402-520-535-30490	BANK CHARGES	1,000.00	18.00	982.00	2%	-	0.00%
402-520-535-30491	OTHER OPERATING EXPENSE	3,200.00	1,178.00	2,022.00	37%	4,715.00	50.20%
402-520-535-30511	OFFICE SUPPLIES	300.00	-	300.00	0%	103.00	34.83%
402-520-535-30521	OPERATING SUPPLIES	134.00	35.00	99.00	26%	134.00	99.86%
402-520-535-30522	OPERATING SUPPLIES - UNIFORMS	249.00	191.00	58.00	77%	137.00	57.14%

GL ACCT #	ACCOUNT DESCRIPTION	FY 2023 OPERATING BUDGET	FY 2023 8 MONTHS YTD ACTUAL	FY 2023 OPERATING BALANCE	FY 2023 8 MONTHS YTD OPERATING	FY 2022 8 MONTHS YTD ACTUAL	YTD% 2022
402-520-535-31000	OTHER OPERATING EXP - IT SUPPO	9,500.00	6,333.00	3,167.00	66.67%	5,600.00	66.66 %
402-520-535-70031	2020A BOND DEBT SERVICE PRINCI	101,179.00	101,179.00	-	100%	99,117.00	100.00 %
402-520-535-70032	2020A BOND DEBT SERVICE INTERE	16,291.00	16,291.00	-	100%	18,353.00	100.00 %
402-520-535-70111	2020B BOND DEBT SERVICE PRINCI	-	-	-	0%	13,705.00	100.00 %
402-520-535-70112	2020B BOND DEBT SERVICE INTERE	-	-	-	0%	10,822.00	658.15 %
402-520-535-70113	2021 BOND DEBT SERVICE PRINCI	30,123.00	30,123.00	-	100%	14,877.00	100.00 %
402-520-535-70114	2021 BOND DEBT SERVICE INTERE	8,718.00	8,718.00	-	100%	4,544.00	100.00 %
402-520-535-70731	HONEYWELL LOAN PRINCIPAL	46,216.00	22,843.00	23,373.00	49%	25,308.00	49.47 %
402-520-535-70732	HONEYWELL LOAN INTEREST	1,615.00	1,072.00	543.00	66%	2,261.00	56.72 %
402-520-535-70733	DEBT SERVICE SRL 641090 PRINCI	12,979.00	12,979.00	-	100%	12,706.00	100.00 %
402-520-535-70734	DEBT SERVICE SRL 641090 INTERE	4,977.00	4,977.00	-	100%	5,251.00	99.99 %
402-520-535-70735	DEBT SERVICE SRL 200100 PRINCI	23,752.00	11,840.00	11,912.00	50%	11,698.00	49.84 %
402-520-535-70736	DEBT SERVICE SRL 200100 INTERE	14,452.00	1,762.00	12,690.00	12%	1,904.00	50.94 %
402-520-535-70742	DEBT SERVICE SOLAR ARRAY INT	1,100.00	-	1,100.00	0%	-	0.00 %
402-520-535-90990	TRANSFER OF PROFIT	111,517.00	74,345.00	37,172.00	67%	72,674.00	20.28 %
402-520-535-91000	BUSINESS ACTIVITY SHARED EXP	61,528.00	41,019.00	20,509.00	67%	36,346.00	66.66 %
	TOTAL SEWER ADM	685,768.00	477,343.00	208,425.00	70%	445,029.00	44.00-%
	SEWER TREATMENT						
402-531-535-30341	CONTRACTUAL SERVICES	901,000.00	709,248.00	191,752.00	79%	528,860.00	66.72 %
402-531-535-30430	UTILITIES	176,500.00	121,318.00	55,182.00	69%	106,866.00	47.08 %
402-531-535-30466	REPAIR & MAINTENANCE - PLANT	2,000.00	425.00	1,575.00	21%	1,958.00	97.91 %
402-531-535-30491	OTHER OPERATING EXPENSE	5,500.00	5,500.00	-	100%	1,527.00	38.16 %
	TOTAL SEWER TREATMENT	1,085,000.00	836,491.00	248,509.00	77%	639,231.00	62.00-%
	SEWER DISTRIBUTION						
402-540-535-10120	REGULAR SALARIES & WAGES	86,314.00	51,872.00	34,442.00	60%	49,587.00	60.24 %
402-540-535-10140	OVERTIME	9,000.00	7,130.00	1,870.00	79%	3,676.00	49.34 %
402-540-535-10210	FICA TAXES	7,139.00	4,168.00	2,971.00	58%	3,721.00	54.30 %
402-540-535-10220	RETIREMENT CONTRIBUTIONS	11,198.00	6,165.00	5,033.00	55%	5,159.00	57.95 %
402-540-535-10230	LIFE & HEALTH INSURANCE	15,117.00	15,910.00	(793.00)	105%	15,108.00	63.96 %
402-540-535-30312	ENGINEERING STUDY	-	-	-	0%	-	0.00 %
402-540-535-30341	CONTRACTUAL SERVICES	2,900.00	2,900.00	-	100%	-	0.00 %
402-540-535-30401	AUTO EXPENSE	500.00	130.00	370.00	26%	-	0.00 %
402-540-535-30403	GASOLINE & DIESEL	3,700.00	2,537.00	1,163.00	69%	1,532.00	43.38 %
402-540-535-30404	OIL & GREASE	1,197.00	70.00	1,127.00	6%	-	0.00 %
402-540-535-30405	TIRES	1,382.00	24.00	1,358.00	2%	344.00	90.04 %
402-540-535-30406	AUTO PARTS	1,075.00	753.00	322.00	70%	506.00	47.06 %
402-540-535-30407	VEHICLE REPAIRS-PARTS AND LABO	6,100.00	5,841.00	259.00	96%	(14.00)	0.39-%
402-540-535-30462	REPAIR & MAINT.-EQUIPMENT & TO	1,640.00	1,259.00	381.00	77%	967.00	53.97 %

GL_Acct #	ACCOUNT DESCRIPTION	FY 2023 OPERATING BUDGET	FY 2023 8 MONTHS YTD ACTUAL	FY 2023 OPERATING BALANCE	FY 2023 8 MONTHS YTD OPERATING 66.67%	FY 2022 8 MONTHS YTD OPERATING ACTUAL	YTD% 2022
402-540-535-30467	MAINTENANCE OF MAINS & LINES	48,000.00	4,308.00	43,692.00	9%	23,846.00	49.72 %
402-540-535-30491	OTHER OPERATING EXPENSE	300.00	-	300.00	0%	196.00	72.16 %
402-540-535-30521	OPERATING SUPPLIES	244.00	53.00	191.00	22%	170.00	69.50 %
402-540-535-30522	OPERATING SUPPLIES - UNIFORMS	2,206.00	1,307.00	899.00	59%	1,235.00	55.97 %
402-540-535-60642	VEHICLE - TRUCKS	45,529.00	45,529.00	-	100%	-	0.00 %
402-540-535-60644	EQUIPMENT	125,500.00	27,235.00	98,265.00	22%	-	0.00 %
402-540-535-60646	EQUIPMENT - FIBER OPTIC SYSTEM	-	-	-	0%	29,201.00	91.44 %
	TOTAL SEWER DISTRIBUTION	369,041.00	177,191.00	191,850.00	48%	135,234.00	48.00-%
	TOTAL SEWER FUND	2,139,809.00	1,491,025.00	648,784.00	70%	1,219,494.00	50.00-%
	ELECTRIC ADMINISTRATION						
403-520-531-10110	EXE SALARIES & WAGES	87,277.00	18,200.00	69,077.00	21%	64,288.00	53.43 %
403-520-531-10120	REGULAR SALARIES & WAGES	43,794.00	30,149.00	13,645.00	69%	41,728.00	67.61 %
403-520-531-10140	OVERTIME	1,000.00	742.00	258.00	74%	2,093.00	62.48 %
403-520-531-10210	FICA TAXES	10,103.00	3,903.00	6,300.00	38%	7,056.00	50.28 %
403-520-531-10220	RETIREMENT CONTRIBUTIONS	15,848.00	5,593.00	10,255.00	35%	12,192.00	56.96 %
403-520-531-10230	LIFE & HEALTH INSURANCE	21,395.00	6,973.00	14,422.00	33%	10,372.00	63.18 %
403-520-531-30320	ACCOUNTING & AUDITING SERVICES	26,518.00	9,600.00	16,918.00	36%	12,000.00	45.25 %
403-520-531-30341	CONTRACTUAL SERVICES	50,000.00	48,545.00	1,455.00	97%	42,007.00	51.23 %
403-520-531-30343	PROFESSIONAL SERVICES	31,000.00	20,817.00	10,183.00	67%	10,384.00	47.58 %
403-520-531-30370	PURCHASED ELECTRIC	9,690,792.00	4,892,592.00	4,798,160.00	50%	4,711,162.00	61.61 %
403-520-531-30391	TRANSFER TO RESERVES	129,188.00	-	129,188.00	0%	-	0.00 %
403-520-531-30402	TRAVEL EXPENSE	2,000.00	1,150.00	850.00	58%	-	0.00 %
403-520-531-30403	GASOLINE & DIESEL	25,000.00	14,553.00	10,447.00	58%	12,564.00	49.08 %
403-520-531-30404	OIL & GREASE	250.00	99.00	151.00	40%	97.00	38.80 %
403-520-531-30405	TIRES	400.00	154.00	246.00	39%	-	0.00 %
403-520-531-30406	VEHICLE PARTS ONLY	500.00	325.00	174.00	65%	142.00	28.54 %
403-520-531-30407	VEHICLE REPAIRS	200.00	-	200.00	0%	-	0.00 %
403-520-531-30410	TELEPHONE	7,000.00	5,032.00	1,968.00	72%	4,436.00	69.50 %
403-520-531-30440	RENTAL/LEASES	6,700.00	282.00	6,418.00	4%	123.00	1.71 %
403-520-531-30451	INSURANCE - PROPERTY LIABILITY	205,000.00	169,172.00	35,828.00	83%	123,569.00	73.47 %
403-520-531-30462	REPAIR & MAINT-EQUIPMENT & TO	3,000.00	327.00	2,673.00	11%	-	0.00 %
403-520-531-30465	COPIER PAYMENT	2,000.00	-	2,000.00	0%	-	0.00 %
403-520-531-30491	OTHER OPERATING EXPENSE	10,415.00	6,810.00	3,605.00	65%	5,108.00	28.06 %
403-520-531-30493	TRAINING	14,025.00	6,481.00	7,544.00	46%	2,414.00	16.80 %
403-520-531-30500	LEGAL ADS & RECORDING	2,110.00	420.00	1,690.00	20%	1,091.00	64.16 %
403-520-531-30511	OFFICE SUPPLIES	574.00	557.00	17.00	97%	95.00	16.59 %
403-520-531-30512	POSTAGE	26,300.00	5,849.00	20,451.00	22%	20,216.00	68.24 %
403-520-531-30521	OPERATING SUPPLIES	1,134.00	656.00	478.00	58%	248.00	57.23 %

GL ACCT #	ACCOUNT DESCRIPTION	FY 2023 OPERATING BUDGET	FY 2023 8 MONTHS YTD OPERATING ACTUAL	FY 2023 OPERATING BUDGET BALANCE	FY 2023 8 MONTHS YTD OPERATING 66.57%	FY 2022 8 MONTHS YTD OPERATING ACTUAL	YTD% 2022
403-520-531-30522	OPERATING SUPPLIES - UNIFORMS	1,768.00	1,051.00	717.00	59%	412.00	53.59 %
403-520-531-30540	DUES, PUBLICATION, & MEMBERSHI	46,000.00	30,439.00	15,561.00	66%	32,389.00	77.44 %
403-520-531-30580	STATE ASSESSMENT TAXES	2,401.00	1,639.00	762.00	68%	1,371.00	48.95 %
403-520-531-30591	UNCLAIMED PROPERTY UTILITY REF	5,000.00	982.00	4,018.00	20%	3,488.00	69.75 %
403-520-531-30645	ECONOMIC DEVELOPMENT - UTILITE	-	-	-	0%	5,000.00	0.00 %
403-520-531-30646	ECONOMIC DEVELOPMENT INITIATIV	47,000.00	1,990.00	45,010.00	4%	23,000.00	4.63 %
403-520-531-31000	OTHER OPERATING EXP - IT SUPPO	33,988.00	22,659.00	11,329.00	67%	11,200.00	66.66 %
403-520-531-70031	2020A BOND DEBT SERVICE PRINCI	202,358.00	202,358.00	-	100%	198,233.00	100.00 %
403-520-531-70032	2020A BOND DEBT SERVICE INTERE	32,582.00	32,582.00	-	100%	36,706.00	99.99 %
403-520-531-70111	2020B BOND DEBT SERVICE PRINCI	-	-	-	0%	64,308.00	100.00 %
403-520-531-70112	2020B BOND DEBT SERVICE INTERE	-	-	-	0%	50,766.00	279.78 %
403-520-531-70113	2021 BOND DEBT SERVICE PRINCI	141,346.00	141,346.00	-	100%	69,807.00	100.00 %
403-520-531-70114	2021 BOND DEBT SERVICE INTERES	40,909.00	40,909.00	-	100%	21,321.00	100.00 %
403-520-531-90990	TRANSFER OF PROFIT	4,651,069.00	3,100,713.00	1,550,356.00	67%	2,882,734.00	67.09 %
403-520-531-90993	INTERFUND TRANSFER TO SEWER	-	-	-	0%	8,192.00	66.66 %
403-520-531-90994	INTERFUND TRANSFER TO WATER	-	-	-	0%	6,407.00	66.66 %
403-520-531-91000	BUSINESS ACTIVITY SHARED EXP	463,710.00	309,140.00	154,570.00	67%	273,925.00	66.66 %
	TOTAL ELECTRIC ADM	16,081,614.00	9,134,690.00	6,946,924.00	57%	8,772,644.00	62.00 %
	ELECTRIC DISTRIBUTION						
403-591-531-10120	REGULAR SALARIES & WAGES	310,121.00	259,845.00	50,276.00	84%	271,936.00	67.74 %
403-591-531-10140	OVERTIME	18,500.00	6,502.00	11,998.00	35%	9,964.00	54.99 %
403-591-531-10210	FICA TAXES	25,140.00	18,956.00	6,184.00	75%	20,299.00	67.31 %
403-591-531-10220	RETIREMENT CONTRIBUTIONS	39,435.00	30,047.00	9,388.00	76%	29,265.00	61.74 %
403-591-531-10230	LIFE & HEALTH INSURANCE	53,237.00	60,544.00	(7,307.00)	114%	53,480.00	62.35 %
403-591-531-30043	CONTRACTUAL SERVICES	50,000.00	-	50,000.00	0%	745.00	4.23 %
403-591-531-30044	GASOLINE & DIESEL	23,186.00	22,461.00	725.00	97%	7,464.00	41.38 %
403-591-531-30045	OIL & GREASE	2,272.00	1,633.00	639.00	72%	454.00	35.68 %
403-591-531-30405	TIRES	2,500.00	864.00	1,636.00	35%	1,344.00	53.76 %
403-591-531-30406	PARTS	3,000.00	1,954.00	1,046.00	65%	2,254.00	39.54 %
403-591-531-30407	VEHICLE REPAIRS-LABOR & PARTS	24,000.00	23,466.00	534.00	98%	9,708.00	70.86 %
403-591-531-30440	UTILITIES	61,000.00	38,821.00	22,179.00	64%	36,418.00	46.87 %
403-591-531-30441	RENTALS/LEASES	2,000.00	-	2,000.00	0%	-	0.00 %
403-591-531-30461	REPAIR & MAINT - OFFICE EQUIPM	2,500.00	11.00	2,489.00	0%	713.00	28.50 %
403-591-531-30462	REPAIR & MAINT - EQUIPMENT & T	6,000.00	5,969.00	31.00	99%	54.00	0.90 %
403-591-531-30467	REPAIR & MAINT-MAINS & LINES	15,000.00	-	15,000.00	0%	3,077.00	39.96 %
403-591-531-30468	REPAIR & MAINTENANCE - SERVICE	4,113.00	3,492.00	621.00	85%	1,780.00	43.27 %
403-591-531-30469	CONTRACTUAL TREE TRIMMING & LI	10,561.00	-	10,561.00	0%	625.00	3.77 %
403-591-531-30491	OTHER OPERATING EXPENSES	40,150.00	11,440.00	28,710.00	28%	1,125.00	6.81 %
403-591-531-30521	OPERATING SUPPLIES	298.00	165.00	133.00	55%	255.00	28.40 %

GL ACCT #	ACCOUNT DESCRIPTION	FY 2023 OPERATING BUDGET	FY 2023 8 MONTHS YTD OPERATING ACTUAL	FY 2023 OPERATING BUDGET BALANCE	FY 2023 8 MONTHS YTD OPERATING 66.67%	FY 2022 8 MONTHS YTD OPERATING ACTUAL	YTD% 2022
403-591-531-30522	OPERATING SUPPLIES - UNIFORMS	17,539.00	11,212.00	6,327.00	64%	9,783.00	55.77 %
403-591-531-60635	STREET LIGHTS	10,000.00	91.00	9,909.00	1%	-	0.00 %
403-591-531-60636	SIGNALIZATION	45,000.00	1,973.00	43,027.00	4%	-	0.00 %
403-591-531-60646	EQUIPMENT - FIBER OPTIC SYSTEM	-	-	-	0%	-	0.00 %
403-591-531-70731	HONEYWELL LOAN PRINCIPAL	82,161.00	40,610.00	41,551.00	49%	137,110.00	91.45 %
403-591-531-70732	HONEYWELL LOAN INTEREST	2,871.00	1,907.00	964.00	66%	44,992.00	49.47 %
403-591-531-70733	BUCKET TRUCKS LOAN PRINCIPAL	100,045.00	-	100,045.00	0%	4,019.00	56.72 %
403-591-531-70734	BUCKET TRUCK LOAN INTEREST	3,936.00	-	3,936.00	0%	-	0.00 %
	TOTAL ELECTRIC DISTRIBUTION	954,565.00	541,963.00	412,602.00	57%	646,864.00	54.00-%
	ELECTRIC WAREHOUSE						
403-502-531-10120	REGULAR SALARIES & WAGES	40,000.00	21,951.00	18,049.00	55%	24,294.00	66.11 %
403-502-531-10140	OVERTIME	1,700.00	753.00	947.00	44%	849.00	49.06 %
403-502-531-10210	FICA TAXES	3,190.00	1,539.00	1,651.00	48%	1,732.00	65.17 %
403-502-531-10220	RETIREMENT CONTRIBUTIONS	5,004.00	2,595.00	2,409.00	52%	2,612.00	63.60 %
403-502-531-10230	LIFE & HEALTH INSURANCE	6,755.00	4,838.00	1,917.00	72%	4,433.00	61.92 %
403-502-531-30430	UTILITIES	2,903.00	2,069.00	834.00	71%	1,612.00	47.38 %
403-502-531-30461	Rm-OFFICE EQUIPMENT	149.00	-	149.00	0%	-	0.00 %
403-502-531-30462	REPAIR & MAINT - EQUIP AND TOO	3,500.00	2,844.00	656.00	81%	2,092.00	69.74 %
403-502-531-30463	REPAIR & MAINT - BLDG AND GROU	1,185.00	551.00	634.00	46%	963.00	81.31 %
403-502-531-30490	BANK CHARGES	1,000.00	72.00	1,000.00	0%	-	0.00 %
403-502-531-30491	OTHER OPERATING EXPENSE	300.00	779.00	228.00	24%	836.00	92.88 %
403-502-531-30521	OPERATING SUPPLIES - UNIFORMS	1,411.00	421.00	632.00	55%	866.00	41.01 %
403-502-531-30522	OPERATING SUPPLIES - UNIFORMS	723.00	421.00	302.00	58%	412.00	56.93 %
	TOTAL ELECTRIC WAREHOUSE	67,820.00	38,412.00	29,408.00	57%	40,701.00	63.00-%
	LINE CLEARING - ELECTRIC						
403-539-531-10120	REGULAR SALARIES & WAGES - LIN	192,368.00	105,193.00	87,175.00	55%	113,840.00	65.40 %
403-539-531-10140	OVERTIME - LINE CLEARING CREW	30,000.00	18,032.00	11,968.00	60%	16,261.00	60.50 %
403-539-531-10210	FICA TAXES - LINE CLEARING CRE	17,011.00	8,861.00	8,150.00	52%	9,454.00	64.85 %
403-539-531-10220	RETIREMENT CONTRIBUTIONS - LIN	26,684.00	11,846.00	14,838.00	44%	11,659.00	63.22 %
403-539-531-10230	LIFE & HEALTH INS - LINE CLEAR	36,024.00	24,601.00	11,423.00	68%	22,535.00	66.22 %
403-539-531-30343	PROFESSIONAL SERVICES	55,000.00	29,354.00	25,645.00	53%	24,924.00	47.33 %
403-539-531-30469	CONTRACTUAL SRVC TREE TRIMMING	160,000.00	-	160,000.00	0%	-	88.66 %
403-539-531-60610	ELECTRIC REBUILD - MUTUAL AID	132,500.00	-	132,500.00	0%	-	0.00 %
403-539-531-70191	H-M LOAN CCB 3M '19 PRINCIPAL	-	-	-	0%	982,558.00	99.98 %
403-539-531-70192	H-M LOAN CCB 3M '19 INT	-	-	-	0%	24,964.00	99.85 %
	TOTAL LINE CLEARING	649,587.00	197,887.00	451,700.00	30%	1,319,938.00	91.00-%
	TOTAL ELECTRIC FUND	17,753,586.00	9,912,952.00	7,840,634.00	56%	10,780,147.00	64.00-%

G/L ACCT #	ACCOUNT DESCRIPTION	FY 2023 OPERATING BUDGET	FY 2023 8 MONTHS YTD OPERATING ACTUAL	FY 2023 OPERATING BUDGET BALANCE	FY 2023 8 MONTHS YTD OPERATING 66.67%	FY 2022 8 MONTHS YTD OPERATING ACTUAL	YTD% 2022
	WATER ADMINISTRATION						
404-520-533-10110	EXE SALARIES & WAGES	14,797.00	9,499.00	5,298.00	64%	10,250.00	55.12 %
404-520-533-10120	REGULAR SALARIES & WAGES	72,602.00	47,322.00	25,280.00	65%	50,213.00	65.80 %
404-520-533-10140	OVERTIME	5,659.00	4,285.00	1,374.00	76%	2,127.00	46.68 %
404-520-533-10210	FICA TAXES	6,966.00	4,322.00	2,644.00	62%	4,415.00	62.88 %
404-520-533-10220	RETIREMENT CONTRIBUTIONS	10,927.00	6,590.00	4,337.00	60%	6,518.00	58.99 %
404-520-533-10230	LIFE & HEALTH INSURANCE	14,751.00	14,527.00	124.00	99%	12,575.00	64.45 %
404-520-533-30320	ACCOUNTING & AUDITING SERVICES	12,154.00	4,400.00	7,754.00	36%	5,500.00	45.25 %
404-520-533-30341	CONTRACTUAL SERVICES	7,288.00	6,092.00	1,196.00	84%	2,363.00	12.73 %
404-520-533-30343	PROFESSIONAL SERVICES	1,675.00	90.00	1,585.00	5%	-	0.00 %
404-520-533-30390	CONTINGENCY	28,237.00	-	28,237.00	0%	-	0.00 %
404-520-533-30402	TRAVEL EXPENSE	-	-	-	0%	-	0.00 %
404-520-533-30404	OIL & GREASE	100.00	-	100.00	0%	-	0.00 %
404-520-533-30405	TIRES	-	-	-	0%	-	0.00 %
404-520-533-30410	TELEPHONE	1,450.00	1,253.00	197.00	86%	859.00	55.31 %
404-520-533-30440	RENTALS & LEASES	293.00	282.00	1.00	100%	123.00	22.28 %
404-520-533-30451	INSURANCE - PROPERTY LIABILITY	64,075.00	50,125.00	13,950.00	78%	36,613.00	74.54 %
404-520-533-30465	COPIER REPAIRS	-	-	-	0%	-	0.00 %
404-520-533-30490	BANK CHARGES	1,000.00	-	1,000.00	0%	35.00	3.25 %
404-520-533-30491	OTHER OPERATING EXPENSE	2,000.00	1,178.00	822.00	59%	2,702.00	74.69 %
404-520-533-30493	TRAINING	-	-	-	0%	-	0.00 %
404-520-533-30501	PERMITS & FEES	687.00	650.00	37.00	95%	-	0.00 %
404-520-533-30511	OFFICE SUPPLIES	208.00	-	208.00	0%	-	0.00 %
404-520-533-30521	OPERATING SUPPLIES	300.00	-	300.00	0%	-	0.00 %
404-520-533-30522	OPERATING SUPPLIES - UNIFORMS	1,339.00	191.00	1,148.00	14%	137.00	54.44 %
404-520-533-31000	OTHER OPERATING EXP - IT SUPPO	9,500.00	6,333.00	3,167.00	67%	5,600.00	66.66 %
404-520-533-70031	2020A BOND SERVICE PRINCIPAL	101,179.00	101,179.00	-	100%	99,117.00	99.99 %
404-520-533-70032	2020A BOND DEBT SERVICE INTERE	16,292.00	16,291.00	1.00	100%	18,353.00	394.85 %
404-520-533-70111	2020B BOND DEBT SERVICE PRINCIP	-	-	-	0%	13,705.00	100.00 %
404-520-533-70112	2020B BOND DEBT SERVICE INTERE	-	-	-	0%	10,822.00	0.00 %
404-520-533-70113	2021 BOND DEBT SERVICE PRINCIP	30,123.00	30,123.00	-	100%	14,877.00	100.00 %
404-520-533-70114	2021 BOND DEBT SERVICE INTERE	8,718.00	8,718.00	-	100%	4,544.00	100.00 %
404-520-533-70710	SRL DRNK WTR 200601 PRIN	156,741.00	124,109.00	32,632.00	79%	119,554.00	49.42 %
404-520-533-70720	DRK WTR SRL 200601 INT	3,740.00	385.00	3,355.00	10%	8,964.00	59.19 %
404-520-533-70722	2020C FDEP BRT PRINCIPAL	147,119.00	73,173.00	73,946.00	50%	71,653.00	49.73 %
404-520-533-70723	2020C FDEP BRT INTEREST	35,368.00	18,042.00	17,346.00	51%	19,560.00	50.98 %
404-520-533-70731	HONEYWELL LOAN PRINCIPAL	25,675.00	12,690.00	12,985.00	49%	14,060.00	49.47 %
404-520-533-70732	HONEYWELL LOAN INTEREST	897.00	596.00	301.00	66%	1,256.00	56.72 %
404-520-533-90990	TRANSFER OF PROFIT	413,685.00	275,790.00	137,895.00	57%	491,285.00	66.66 %

G/L ACCT #	ACCOUNT DESCRIPTION	FY 2023 OPERATING BUDGET	FY 2023 8 MONTHS YTD OPERATING ACTUAL	FY 2023 OPERATING BUDGET BALANCE	FY 2023 8 MONTHS YTD OPERATING 66.67%	FY 2022 8 MONTHS YTD OPERATING ACTUAL	YTD% 2022
404-520-533-90991	TRANSFER TO REFUSE	5,883.00	-	5,883.00	0%	2,408.00	0.00%
404-520-533-91000	BUSINESS ACTIVITY SHARED EXP	98,555.00	65,703.00	32,852.00	67%	58,219.00	66.66%
	TOTAL WATER ADM	1,299,993.00	884,038.00	415,955.00	68%	1,088,509.00	65.00-%
	WATER TREATMENT						
404-530-533-30341	CONTRACTUAL SERVICES	382,000.00	301,589.00	80,411.00	79%	225,818.00	66.78%
404-530-533-30430	UTILITIES	85,500.00	85,087.00	413.00	100%	66,309.00	57.26%
404-530-533-30466	REPAIR & MAINTENANCE - PLANT	-	-	-	0%	-	0.00%
404-530-533-30469	REPAIR & MAINT RESERVOIRS	-	-	-	0%	1,958.00	50.31%
404-530-533-60644	EQUIPMENT	30,000.00	-	-	100%	2,175.00	6.04%
	TOTAL WATER TREATMENT	497,500.00	416,676.00	80,824.00	84%	296,250.00	60.00-%
	WATER DISTRIBUTION						
404-539-533-10120	REGULAR SALARIES & WAGES	82,000.00	51,871.00	30,129.00	63%	49,587.00	58.98%
404-539-533-10140	OVERTIME	7,870.00	7,128.00	742.00	91%	3,675.00	49.34%
404-539-533-10210	FICA TAXES	6,809.00	4,168.00	2,641.00	61%	3,721.00	54.30%
404-539-533-10220	RETIREMENT CONTRIBUTIONS	10,680.00	6,164.00	4,516.00	58%	5,159.00	52.10%
404-539-533-10230	LIFE & HEALTH INSURANCE	14,418.00	15,910.00	(1,492.00)	110%	15,109.00	62.52%
404-539-533-30403	GASOLINE & DIESEL	7,000.00	5,189.00	1,811.00	74%	-	0.00%
404-539-533-30404	OIL & GREASE	400.00	225.00	175.00	56%	-	0.00%
404-539-533-30405	TIRES	1,200.00	297.00	903.00	25%	559.00	54.84%
404-539-533-30406	AUTO PARTS	1,100.00	537.00	563.00	49%	671.00	59.81%
404-539-533-30407	VEHICLE REPAIRS-PARTS AND LABO	1,207.00	-	1,207.00	0%	-	0.00%
404-539-533-30462	REPAIR & MAINT- EQUIPMENT & TO	815.00	798.00	17.00	98%	91.00	11.12%
404-539-533-30467	REPAIR & MAINT- MAINS & LINES	20,600.00	10,695.00	9,905.00	52%	1,066.00	66.62%
404-539-533-30468	REPAIR & MAINT - SERVICES	2,700.00	-	2,700.00	0%	-	0.00%
404-539-533-30491	OTHER OPERATING EXPENSE	304.00	-	304.00	0%	19.00	5.17%
404-539-533-30521	OPERATING SUPPLIES	500.00	266.00	234.00	53%	-	0.00%
404-539-533-30522	OPERATING SUPPLIES - UNIFORMS	2,000.00	1,307.00	693.00	65%	1,235.00	49.65%
404-539-533-60646	EQUIPMENT FIBER OPTIC SYSTEM U	-	-	-	0%	29,201.00	91.44%
	TOTAL WATER DISTRIBUTION	159,603.00	104,555.00	55,048.00	66%	110,093.00	62.00-%
	TOTAL WATER FUND	1,957,096.00	1,405,269.00	551,827.00	72%	1,494,862.00	64.00-%
	GAS ADMINISTRATION						
405-520-532-10110	EXE SALARIES & WAGES	20,000.00	9,499.00	10,501.00	47%	10,250.00	52.17%
405-520-532-10120	REGULAR SALARIES & WAGES	24,000.00	17,218.00	6,782.00	72%	14,389.00	64.37%
405-520-532-10140	OVERTIME	2,000.00	373.00	1,627.00	19%	1,047.00	62.48%
405-520-532-10210	FICA TAXES	3,519.00	1,997.00	1,522.00	57%	1,866.00	59.63%
405-520-532-10220	RETIREMENT CONTRIBUTIONS	5,520.00	3,168.00	2,352.00	57%	2,776.00	58.09%

CITY OF QUINCY, IL
 OPERATING EXPENSES FOR THE EIGHT (8) MONTHS ENDED MAY 31, 2023 - BUDGET TO ACTUAL.

G/L ACCT #	ACCOUNT DESCRIPTION	FY 2023 OPERATING BUDGET	FY 2023 8 MONTHS YTD OPERATING ACTUAL	FY 2023 OPERATING BUDGET BALANCE	FY 2023 8 MONTHS YTD OPERATING 66.67%	FY 2022 8 MONTHS YTD OPERATING ACTUAL	YTD% 2022
405-520-532-10230	LIFE & HEALTH INSURANCE	7,452.00	4,076.00	3,376.00	55%	3,006.00	61.82 %
405-520-532-30320	ACCOUNTING & AUDITING SERVICES	12,117.00	4,400.00	7,717.00	36%	5,500.00	45.25 %
405-520-532-30341	CONTRACTUAL SERVICES	9,075.00	1,727.00	7,348.00	19%	2,363.00	29.93 %
405-520-532-30343	PROFESSIONAL SERVICES	8,200.00	536.00	7,664.00	7%	-	0.00 %
405-520-532-30380	PURCHASED GAS	1,300,000.00	574,761.00	725,239.00	44%	840,696.00	68.66 %
405-520-532-30402	TRAVEL EXPENSE	200.00	-	200.00	0%	-	0.00 %
405-520-532-30403	GAS & DIESEL	500.00	-	500.00	0%	-	0.00 %
405-520-532-30404	OIL & GREASE	100.00	-	100.00	0%	-	0.00 %
405-520-532-30405	TIRES	100.00	-	100.00	0%	-	0.00 %
405-520-532-30410	TELEPHONE EXPENSE	2,700.00	1,253.00	1,447.00	46%	1,624.00	67.01 %
405-520-532-30440	RENTALS/LEASES	400.00	282.00	118.00	71%	123.00	22.28 %
405-520-532-30451	INSURANCE - PROPERTY LIABILITY	38,000.00	31,328.00	6,672.00	82%	22,893.00	70.93 %
405-520-532-30465	COPIER REPAIRS	2,000.00	-	2,000.00	0%	-	0.00 %
405-520-532-30490	BANK CHARGES	1,000.00	-	1,000.00	0%	-	0.00 %
405-520-532-30491	OTHER OPERATING EXPENSE	2,400.00	1,918.00	482.00	80%	2,702.00	70.75 %
405-520-532-30493	TRAINING	2,400.00	2,271.00	129.00	95%	-	0.00 %
405-520-532-30511	OFFICE SUPPLIES	400.00	-	400.00	0%	-	0.00 %
405-520-532-30521	OPERATING SUPPLIES	1,000.00	385.00	615.00	39%	137.00	0.00 %
405-520-532-30522	OPERATING SUPPLIES - UNIFORMS	280.00	196.00	84.00	70%	1,457.00	49.00 %
405-520-532-30580	TAXES-STATE ASSESSMENT	2,000.00	1,281.00	719.00	64%	1,457.00	42.14 %
405-520-532-31000	OTHER OPERATING EXP - IT SUPPO	9,500.00	6,333.00	3,167.00	67%	5,600.00	66.66 %
405-520-532-70111	2020B BOND DEBT SERVICE PRINCIP	-	-	-	0%	13,705.00	100.00 %
405-520-532-70112	2020B BOND DEBT SERVICE INTERE	30,123.00	-	-	0%	10,822.00	100.00 %
405-520-532-70113	2021 BOND DEBT SERVICE PRINCIP	8,718.00	8,718.00	-	100%	14,877.00	100.00 %
405-520-532-70114	2021 BOND DEBT SERVICE INTERES	142,550.00	95,033.00	47,517.00	100%	4,544.00	100.00 %
405-520-532-90990	TRANSFER OF PROFIT	65,079.00	43,386.00	21,693.00	67%	269,213.00	64.45 %
405-520-532-91000	BUSINESS ACTIVITY SHARED EXP	1,701,333.00	840,262.00	861,071.00	49%	38,444.00	66.66 %
	TOTAL GAS ADM					1,268,034.00	64.00-%
	GAS DISTRIBUTION						
405-561-532-10120	REGULAR SALARIES & WAGES	165,400.00	80,725.00	84,675.00	49%	111,937.00	64.14 %
405-561-532-10140	OVERTIME	3,500.00	2,385.00	1,115.00	68%	1,530.00	25.17 %
405-561-532-10210	FICA TAXES	12,921.00	6,236.00	6,685.00	48%	8,480.00	65.02 %
405-561-532-10220	RETIREMENT CONTRIBUTIONS	20,288.00	9,767.00	10,501.00	48%	12,106.00	61.37 %
405-561-532-10230	LIFE & HEALTH INSURANCE	27,362.00	11,401.00	15,961.00	42%	14,633.00	60.99 %
405-561-532-30403	GASOLINE & DIESEL	3,500.00	1,902.00	1,598.00	54%	1,591.00	40.95 %
405-561-532-30404	OIL & GREASE	783.00	-	290.00	0%	-	0.00 %
405-561-532-30405	TIRES	783.00	170.00	613.00	22%	-	0.00 %
405-561-532-30406	VEHICLE PARTS	1,400.00	450.00	950.00	32%	1,753.00	58.84 %
405-561-532-30407	VEHICLE REPAIR PARTS AND LABO	500.00	-	500.00	0%	-	0.00 %

G/L ACCT #	ACCOUNT DESCRIPTION	FY 2023 OPERATING BUDGET	FY 2023 8 MONTHS YTD OPERATING ACTUAL	FY 2023 OPERATING BUDGET BALANCE	FY 2023 8 MONTHS YTD OPERATING 66.67%	FY 2022 8 MONTHS YTD OPERATING ACTUAL	YTD% 2022
405-561-532-30430	UTILITIES	1,400.00	867.00	533.00	62%	777.00	36.22 %
405-561-532-30462	REPAIR & MAINT-EQUIPMENT & TOO	364.00	136.00	228.00	37%	22.00	6.03 %
405-561-532-30467	MAINT. OF MAINS & LINES - GAS	8,001.00	-	8,001.00	0%	212.00	9.22 %
405-561-532-30468	MAINTENANCE OF SERVICES - GAS	4,348.00	-2,673	7,021.00	-61%	169.00	14.92 %
405-561-532-30491	OTHER OPERATING EXPENSE	29.00	-	29.00	0%	54.00	17.03 %
405-561-532-30520	OPER SUPP-WATER HEATERS	500.00	-	500.00	0%	-	0.00 %
405-561-532-30521	OPERATING SUPPLIES	181.00	-	181.00	0%	42.00	23.33 %
405-561-532-30522	OPERATING SUPPLIES - UNIFORMS	2,486.00	1,466.00	1,020.00	59%	1,372.00	55.19 %
405-561-532-60644	EQUIPMENT	75,289.00	22,159.00	53,130.00	29%	-	0.00 %
405-561-532-60646	EQUIPMENT - FIBER OPTIC SYSTEM	-	-	-	0%	29,201.00	91.44 %
	TOTAL GAS DISTRIBUTION	328,522.00	137,664.00	193,531.00	42%	183,819.00	64.00-%
	TOTAL GAS FUND	2,029,855.00	977,926.00	1,054,602.00	48%	1,451,853.00	64.00-%
	REFUSE ADMINISTRATION						
406-410-539-30320	ACCOUNTING & AUDITING SERVICES	12,154.00	4,400.00	7,754.00	36%	5,500.00	56.38 %
406-410-539-30443	RESIDENTIAL REFUSE	577,072.00	382,788.00	194,284.00	66%	402,599.00	57.90 %
406-410-539-30451	INSURANCE - PROPERTY LIABILITY	32,500.00	25,063.00	7,437.00	77%	18,306.00	74.69 %
406-410-539-30480	YARD/SOLID WASTE TIPPING FEES	95,000.00	67,051.00	27,949.00	71%	56,710.00	56.31 %
406-410-539-30490	BANK CHARGES	1,000.00	16.00	984.00	2%	-	0.00 %
406-410-539-30491	Other Operating Expense	-	-	-	0%	620.00	73.59 %
406-410-539-31000	OTHER OPERATING EXP - IT SUPPO	9,500.00	6,333.00	3,167.00	67%	-	0.00 %
406-410-539-31443	COMMERCIAL REFUSE	496,683.00	311,791.00	184,892.00	63%	348,632.00	59.42 %
406-410-539-90000	TRANSFER TO LANDFILL	-	-	-	0%	7,910.00	66.66 %
406-410-539-90990	TRANSFER PROFITS TO GF	209,670.00	139,780.00	69,890.00	67%	59,780.00	2199.41 %
406-410-539-91000	BUSINESS ACTIVITY SHARED EXP	65,104.00	43,403.00	21,701.00	67%	38,459.00	0.00 %
	TOTAL REFUSE FUND	1,498,683.00	980,525.00	518,058.00	65%	938,516.00	65.00-%
	LANDFILL OPERATIONS						
407-422-536-10120	REGULAR SALARIES & WAGES	56,000.00	26,333.00	29,667.00	47%	34,916.00	52.70 %
407-422-536-10140	OVERTIME	1,000.00	611.00	389.00	61%	622.00	55.10 %
407-422-536-10210	FICA TAXES	4,361.00	1,943.00	2,418.00	45%	2,530.00	56.38 %
407-422-536-10220	RETIREMENT CONTRIBUTIONS	6,940.00	3,024.00	3,816.00	44%	3,830.00	50.46 %
407-422-536-10230	LIFE & HEALTH INSURANCE	9,234.00	4,755.00	4,479.00	51%	5,543.00	35.95 %
407-422-536-30341	CONTRACTUAL SERVICES	6,000.00	-	6,000.00	0%	1,800.00	25.71 %
407-422-536-30346	MONITORING FEES	42,235.00	16,491.00	25,744.00	39%	47,464.00	173.18 %
407-422-536-30430	UTILITIES	900.00	671.00	229.00	75%	483.00	47.50 %
407-422-536-30462	REPAIR & MAINT-EQUIPMENT & TOO	557.00	-	557.00	0%	-	0.00 %
407-422-536-30463	REPAIR & MAINT-BUILDINGS & GR	2,750.00	1,206.00	1,544.00	44%	2,043.00	83.38 %
407-422-536-30490	BANK CHARGES	1,000.00	-	1,000.00	0%	-	0.00 %

CITY OF QUINCY, IL
OPERATING EXPENSES FOR THE BEST (8) MONTHS ENDED MAY 31, 2023 - BUDGET TO ACTUAL.

G/L ACCT #	ACCOUNT DESCRIPTION	FY 2023 OPERATING BUDGET	FY 2023 8 MONTHS YTD OPERATING ACTUAL	FY 2023 OPERATING BUDGET BALANCE	FY 2023 8 MONTHS YTD OPERATING 66.67%	FY 2022 8 MONTHS YTD OPERATING ACTUAL	YTD% 2022
407-422-536-30491	OTHER OPERATING EXPENSE	1,300.00	311.00	989.00	24%	1,622.00	96.15 %
407-422-536-30493	TRAINING	700.00	511.00	189.00	73%	-	0.00 %
407-422-536-31000	OTHER OPERATING EXP - IT SUPPO	9,500.00	6,393.00	3,167.00	67%	-	0.00 %
407-422-536-90990	TRANSFER PROFIT	-	-	-	0%	668.00	12.45 %
407-422-536-91000	BUSINESS ACTIVITY SHARED EXP	6,221.00	4,147.00	2,074.00	67%	3,675.00	66.66 %
	TOTAL LANDFILL FUND	148,598.00	66,336.00	82,262.00	45%	105,196.00	64.00-%
	TELECOMMUNICATIONS						
508-539-539-30341	CONTRACTUAL SERVICES	3,107.00	148.00	2,959.00	5%	44,351.00	48.52 %
508-539-539-30343	PROFESSIONAL SERVICES	148,500.00	49,443.00	99,057.00	33%	7.00	0.70 %
508-539-539-30360	ADMINISTRATIVE SERVICES	4,264.00	-	4,264.00	0%	-	0.00 %
508-539-539-30403	GAS & DIESEL	1,650.00	1,308.00	342.00	79%	361.00	70.69 %
508-539-539-30410	TELEPHONE	14,000.00	8,356.00	5,644.00	60%	9,690.00	89.21 %
508-539-539-30430	UTILITIES	7,000.00	3,988.00	3,012.00	57%	3,787.00	43.23 %
508-539-539-30490	BANK CHARGES	900.00	-	900.00	0%	-	0.00 %
508-539-539-30491	OTHER OPERATING EXPENSES	5,950.00	3,794.00	2,156.00	64%	2,645.00	26.03 %
508-539-539-30494	Software License	236.00	235.00	1.00	100%	-	0.00 %
508-539-539-60644	EQUIPMENT	7,988.00	-	7,988.00	0%	10,824.00	62.17 %
	TOTAL TELECOMMUNICATIONS	193,595.00	67,272.00	126,323.00	35%	71,665.00	49.00-%
	TOTAL ENTERPRISE FUND	26,481,418.00	15,331,898.00	11,152,193.00	58%	16,484,166.00	64.00-%
	TOTAL ALL FUNDS	39,145,468.00	23,135,996.98	16,012,744.02	59%	24,016,607.00	60.00-%

CITY OF QUINCY, FL
DEBT SERVICE COVERAGE REPORT FOR THE EIGHT MONTHS ENDED MAY 31, 2023

	EIGHT MONTHS YTD ACTUAL
REVENUES	
Governmental	\$7,815,423
Enterprise	15,659,988
Total Revenues	<u><u>\$23,475,411</u></u>
EXPENDITURES	
Personnel	\$6,048,394
Contractual Services	1,619,745
Professional Services	195,206
Purchased Electric	4,892,592
Purchased Gas	574,761
Reserves/ Parks & Facilities	7,100
Travel, Gas, Oil & Grease, Tires, Auto Parts & Repair	299,104
Telephone	125,412
Utilities	343,687
Community Services	15,760
Commercial & Residential Refuse	694,579
Insurance - Property Liability	872,291
Repair & Maintenance	107,006
Yard Tipping Cost	67,051
Other Operating Expenses	188,117
Training & Software	64,704
Office Supplies & Operations	25,937
Operating Materials & Supplies	90,796
Uniforms	117,311
Athletic Supplies & Equipment	46,195
Dues, Publications, Subscriptions & Memberships	34,341
Economic Environment & Development	330,534
Other Operating Expenses - IT Support	127,986
CRA Operations & Projects	199,402
Aid to Private Organizations	62,800
Transfers	3,685,661
Business Activity - Enterprise	506,798
Total Expenditures	<u><u>21,343,270</u></u>
MODIFIED OPERATING INCOME	<u><u>\$2,132,141</u></u>
DEBT SERVICE	<u><u>\$1,344,500</u></u>
DEBT SERVICE RATIO	<u><u>1.59</u></u>

CITY OF QUINCY, FL
 GRANT REPORT FOR THE EIGHT MONTHS ENDED MAY 31, 2023

ACCOUNT_#	ACCOUNT DESCRIPTION	JUSTED_BUDGET	MONTHS_YTD	2022(NDER)	ADJUSTED	YTD_#	YTD_%
BUDGET TO ACTUAL REVENUES							
CITY OF QUINCY GRANT REPORT							
CLEAN WATER SOLAR ARRAY GRANT							
402-381-39000	CLEAN WATER SOLAR ARRAY REVS	\$620,000		\$620,165			-\$165 133%
	CLEAN WATER SRL GRANT			\$620,165			-\$165 133%
	TOTAL CLEAN WTR SLR ARRAY REVS	\$620,000		\$620,165			-\$165 133%
402-531-535-80830	CLEAN WATER SOLAR ARRAY EXP	\$620,000		\$620,165			-\$165 100%
	CLEAN WATER SOLAR ARRAY GRANT			\$620,165			-\$165 -100%
	TOTAL CLEAN WTR SLR ARRAY EXP	\$620,000		\$620,165			-\$165 -100%
WALMART GRANT (POLICE)							
001-366-00521	WALMART GRANT (POLICE) REVS	\$7,250		\$7,250			\$0 100%
	WALMART GRANT - POLICE			\$7,250			\$0 100%
	TOTAL WALMART GRT (POLICE) REV	\$7,250		\$7,250			\$0 100%
001-220-521-80835	WALMART GRANT (POLICE) EXP	\$7,250		\$6,979			\$271 96%
	WALMART GRANT - JOB 106			\$6,979			\$271 -96%
	TOTAL WALMART GRT (POLICE) EXP	\$7,250		\$6,979			\$271 -96%
SCOP S STEWART PHASE I GRANT							
001-334-49000	SCOP S STEWART PHS I GRANT REV	\$418,978		\$428,334			-\$9,356 102%
	State Grant - Transportation			\$428,334			-\$9,356 151%
	TOTAL SCOP S STEWART PHS I REV	\$418,978		\$428,334			-\$9,356 102%
001-430-541-80831	SCOP S STEWART PHS I GRANT EXP	\$418,978		\$428,334			-\$9,356 102%
	SCOP S STEWART ST PHASE I - JO			\$428,334			-\$9,356 -102%
	TOTAL SCOP S STEWART PHS I EXP	\$418,978		\$428,334			-\$9,356 -102%
DEM HAZARD MITIGATION GRANT							
402-331-32000	DEM HAZARD MITIGATION GRT REV	\$35,979		\$0			\$35,979 0%
	DEM HAZARD MITIGATION GRANT			\$0			\$35,979 0%
	DEM HAZARD MITIGATION GRANT			\$0			\$35,979 0%
	TOTAL DEM HAZ MITIGATION REV	\$35,979		\$0			\$35,979 0%
402-331-32000	DEM HAZARD MITIGATION GRT EXP	\$35,979		\$0			\$35,979 0%
	DEM HAZARD MITIGATION GRANT -			\$0			\$35,979 0%
	DEM HAZARD MITIGATION GRANT -			\$0			\$35,979 0%
	TOTAL DEM HAZ MITIGATION EXP	\$35,979		\$0			\$35,979 0%
402-531-535-80832	DEM HAZARD MITIGATION GRT EXP	\$35,979		\$0			\$35,979 0%
	DEM HAZARD MITIGATION GRANT -			\$0			\$35,979 0%
	DEM HAZARD MITIGATION GRANT -			\$0			\$35,979 0%
	TOTAL DEM HAZ MITIGATION EXP	\$35,979		\$0			\$35,979 0%
404-530-533-80832	DEM HAZARD MITIGATION GRT EXP	\$35,979		\$0			\$35,979 0%
	DEM HAZARD MITIGATION GRANT -			\$0			\$35,979 0%
	DEM HAZARD MITIGATION GRANT -			\$0			\$35,979 0%
	TOTAL DEM HAZ MITIGATION EXP	\$35,979		\$0			\$35,979 0%
AMERICAN RESCUE PLAN ACT GRANT							
001-366-10015	AMERICAN RESCUE PLAN GRANT	\$692,782		\$154,074			\$538,708 22%
	AMERICAN RESCUE PLAN ACT GRANT			\$5,170			\$59,330 0%
	AMERICAN RESCUE PLAN ACT GRANT			\$5,170			\$59,330 0%
	TOTAL AMER. RESCUE PLAN REVS	\$692,782		\$154,074			\$538,708 20%
403-331-33000	AMERICAN RESCUE PLAN REVS	\$64,500		\$154,374			\$598,038 20%
	AMERICAN RESCUE PLAN ACT GRANT			\$154,374			\$598,038 20%

CITY OF QUINCY, FL
GRANT REPORT FOR THE EIGHT MONTHS ENDED MAY 31, 2023

001-430-541-80833	AMERICAN RESCUE PLAN ACT GRANT	\$692,782	\$154,074	\$538,708	22%
403-520-531-80833	AMERICAN RESCUE PLAN ACT GRANT	\$64,500	\$5,170	\$59,330	8%
	TOTAL AMER. RESCUE PLAN EXPS	\$757,282	\$159,244	\$598,038	-21%
	SOAR GRANT				
	SOAR GRANT REVS				
001-366-10018	SOAR - STUDENTS WITH OPP TO AC	\$24,313	\$30,079	-\$5,766	124%
	TOTAL SOAR GRANT REVS	\$24,313	\$30,079	-\$5,766	124%
	SOAR GRANT EXP				
001-001-519-80834	SOAR GRANT - JOB 126	\$24,313	\$30,079	-\$5,766	124%
	TOTAL SOAR GRANT EXP	\$24,313	\$30,079	-\$5,766	-124%
	HOMETOWN REVITALIZATION GRANT				
	HOMETOWN REVITAL. GRANT REV				
002-334-90000	GRANT PROCEEDS	\$2,949,428	\$0	\$2,949,428	0%
	TOTAL HOMETOWN REVITAL. REVS	\$2,949,428	\$0	\$2,949,428	0%
	HOMETOWN REVITAL. GRANT EXP				
002-250-552-80836	HOMETOWN REVITALIZATION GRANT	\$2,949,428	\$0	\$2,949,428	0%
	TOTAL HOMETOWN REVITAL. EXP	\$2,949,428	\$0	\$2,949,428	0%
	FIREHOUSE SUB PUB. SAFETY GRANT				
	FIREHOUSE SUB PUB. SAFETY REVS				
001-366-10019	FIREHOUSE SUBS PUBLIC SAFETY G	\$37,575	\$37,575	\$0	100%
	TOTAL FIREHOUSE SUBS REVS	\$37,575	\$37,575	\$0	100%
	FIREHOUSE SUB PUB SAFETY EXP				
001-230-522-80837	FIREHOUSE SUBS PUBLIC SAFETY G	\$37,575	\$37,575	\$0	100%
	TOTAL FIREHOUSE SUBS GRANT EXP	\$37,575	\$37,575	\$0	-100%

CITY OF QUINCY, FL
GRANT REPORT FOR THE EIGHT MONTHS ENDED MAY 31, 2023

FIBER OPTIC			
FIBER OPTIC REVS			
402-331-01019	Hurricane Michael FEMA Fiber O	\$39,000	\$19,323
403-331-01019	HURRICANE MICHAEL FEMA FIBER O	\$183,000	\$77,862
404-331-01019	Hurricane Michael FEMA Fiber O	\$39,000	\$16,593
405-331-01019	Hurricane Michael FEMA Fiber O	\$39,000	\$16,593
	TOTAL FIBER OPTIC REVS	\$300,000	\$130,371
			\$169,629 38%
FIBER OPTIC EXP			
402-540-535-80838	INFRASTRUCTURE FIBER OPTIC REB	\$39,000	\$19,323
403-591-531-80838	INFRASTRUCTURE FIBER OPTIC REB	\$183,000	\$77,862
404-539-533-80838	INFRASTRUCTURE FIBER OPTIC REB	\$39,000	\$16,593
405-561-532-80838	INFRASTRUCTURE FIBER OPTIC REB	\$39,000	\$16,593
	TOTAL FIBER OPTIC EXP	\$300,000	\$130,371
			\$19,677 50%
			\$105,138 43%
			\$22,407 43%
			\$22,407 43%
			\$169,628 -43%
TOTAL REVENUES		\$5,186,784	\$1,413,018
			\$3,773,767
TOTAL EXPENSES		\$5,186,784	\$1,412,747
			\$3,774,037
NET GRANT INCOME		\$0	\$271
			-\$271

City of Quincy, Florida
Billing Statistics for the Month of May, 2023
Cycle 1

	FY 2023	FY 2022	Variance
Month of May	5/7/2023	5/7/2022	
No. of Bills	2,253	2,269	(16)
No. Bills Estimated	75	81	(6)
Consumption	7,898,313	7,655,581	242,732
Fuel Adjustment Rate	0.009600	0.032000	(0.022)
Fuel Adjustment	\$73,509	\$232,982	(\$159,473)
Services Billed	\$1,012,720	\$1,053,908	(\$41,188)

Comments: The month of May 2023 resulted in a decrease of 16 accounts, increased consumption of 242,732 and decreased revenue of \$41,188, when compared to May 2022.

Prepared by Donna Reeves, Utility Billing Specialist

City of Quincy, Florida
Billing Statistics for the Month of May, 2023
Cycle 2

	FY 2023	FY 2022	
Month of May	5/22/2023	5/22/2022	Variance
No. of Bills	2,505	2,505	0
No. Bills Estimated	39	65	(26)
Consumption	2,522,731	2,677,241	(154,510)
Fuel Adjustment Rate	0.009300	0.024000	{0.015}
Fuel Adjustment	22,067	55,130	\$ (33,062.47)
Services Billed	\$585,524	\$649,756	(\$64,233)

Comments: The month of May 2023 resulted in no increase are decrease of accounts, decrease consumption of 154,510 and decreased revenue of \$64,233, when compared to May 2022.

Prepared by Donna Reeves, Utility Billing Specialist

CITY OF QUINCY, FL
BILLING STATISTICS FOR THE MONTH OF MAY, 2023

	Description		#Services Billed	Total Consumption	Amount Billed	Fuel Adjustment	Taxes
CI	COMMERCIAL INSIDE	IN DIST:	604	3,632,349	\$304,488.98	\$34,683.47	\$20,240.81
		OUT DIST:	32	243,135	\$19,449.89	\$2,324.47	\$1,479.75
		TOTAL:	636	3,875,484	\$323,938.86	\$37,007.94	\$21,720.56
CIL	COMM INSIDE LARGE	IN DIST:	2	171,440	\$12,387.47	\$1,645.82	\$1,566.38
		OUT DIST:	0	0	\$0.00	\$0.00	\$0.00
		TOTAL:	2	171,440	\$12,387.47	\$1,645.82	\$1,566.38
CO	COMMERCIAL OUTSIDE	IN DIST:	41	355,551	\$28,797.06	\$3,375.11	\$2,958.06
		OUT DIST:	88	1,874,269	\$140,344.20	\$17,946.18	\$5,220.04
		TOTAL:	129	2,229,820	\$169,141.26	\$21,321.29	\$8,178.10
COL	COMM OUTSIDE LARGE	IN DIST:	0	0	\$0.00	\$0.00	\$0.00
		OUT DIST:	2	96,016	\$7,229.63	\$921.76	\$472.03
		TOTAL:	2	96,016	\$7,229.63	\$921.76	\$472.03
Variance	TOTAL COMMERCIAL	IN DIST:	647	4,159,340	\$345,673.51	\$39,704.40	\$24,765.25
		OUT DIST:	122	2,213,420	\$187,023.71	\$21,192.41	\$7,171.82
		TOTAL:	769	6,372,760	\$512,697.22	\$60,896.81	\$31,937.07
GI	GOVERNMENT INSIDE	IN DIST:	10	61,963	\$5,940.53	\$594.86	\$359.15
		OUT DIST:	0	0	\$0.00	\$0.00	\$0.00
		TOTAL:	10	61,963	\$5,940.53	\$594.86	\$359.15
GIL	GOV INSIDE LARGE	IN DIST:	9	360,600	\$56,054.07	\$3,461.76	\$2,374.52
		OUT DIST:	0	0	\$0.00	\$0.00	\$0.00
		TOTAL:	9	360,600	\$56,054.07	\$3,461.76	\$2,374.52
GO	GOVERNMENT OUTSIDE	IN DIST:	1	126	\$28.36	\$1.17	\$0.74
		OUT DIST:	2	91,560	\$8,565.72	\$876.53	\$236.07
		TOTAL:	3	91,686	\$8,594.08	\$877.70	\$236.81
Variance	TOTAL GOVERNMENTAL	IN DIST:	20	422,689	\$62,022.86	\$4,057.79	\$2,734.41
		OUT DIST:	2	91,560	\$8,565.72	\$876.53	\$236.07
		TOTAL:	22	514,249	\$70,588.68	\$4,934.32	\$2,970.48
QI	QUINCY INSIDE	IN DIST:	81	150,688	\$16,191.67	\$1,444.95	\$440.93
		OUT DIST:	2	0	\$33.24	\$0.00	\$0.84
		TOTAL:	83	150,688	\$16,224.91	\$1,444.95	\$441.77
QO	QUINCY OUTSIDE	IN DIST:	3	1,948	\$252.17	\$18.13	\$6.75
		OUT DIST:	2	41,646	\$3,938.47	\$399.80	\$108.46
		TOTAL:	5	43,594	\$4,190.64	\$417.93	\$115.21
Variance	TOTAL QUINCY	IN DIST:	84	152,636	\$16,443.84	\$1,463.08	\$447.68
		OUT DIST:	4	41,646	\$3,971.71	\$399.80	\$109.30
		TOTAL:	88	194,282	\$20,415.55	\$1,862.88	\$556.98
RI	RESIDENTIAL INSIDE	IN DIST:	2,964	2,291,447	\$228,944.04	\$21,565.18	\$6,341.27
		OUT DIST:	55	41,506	\$4,187.56	\$388.73	\$125.72
		TOTAL:	3,019	2,332,953	\$233,131.60	\$21,953.91	\$6,466.99
RO	RESIDENTIAL OUTSIDE	IN DIST:	197	176,167	\$17,456.23	\$1,639.14	\$470.20
		OUT DIST:	840	661,792	\$66,030.20	\$6,139.88	\$1,801.49
		TOTAL:	1,037	837,959	\$83,486.43	\$7,779.02	\$2,271.69
Variance	TOTAL RESIDENTIAL	IN DIST:	3,161	2,467,614	\$246,400.27	\$23,204.32	\$6,811.47
		OUT DIST:	895	703,298	\$70,217.76	\$6,528.61	\$1,927.21
		TOTAL:	4,056	3,170,912	\$316,618.03	\$29,732.93	\$8,738.68
ST	STREET LIGHTS	IN DIST:	5	48,747	\$2,898.51	\$467.97	\$84.16
		OUT DIST:	0	0	\$0.00	\$0.00	\$0.00
		TOTAL:	5	48,747	\$2,898.51	\$467.97	\$84.16
Variance	TOTAL STREET LIGHTS	IN DIST:	5	48,747	\$2,898.51	\$467.97	\$84.16
		OUT DIST:	0	0	\$0.00	\$0.00	\$0.00
		TOTAL:	5	48,747	\$2,898.51	\$467.97	\$84.16
TOTAL VARIANCE		IN DIST:	3,917	7,251,026	\$673,439.09	\$68,897.56	\$34,842.97
		OUT DIST:	1,023	3,049,924	\$249,778.90	\$28,997.35	\$9,444.40
		TOTAL:	4,940	10,300,950	\$923,217.99	\$97,894.91	\$44,287.37

CITY OF QUINCY, FL
BILLING STATISTICS FOR THE MONTH OF MAY, 2023
PRIOR MONTH VARIANCE

	Description		#Services Billed	Total Consumption	Amount Billed	Fuel Adjustment	Taxes
Apr-23	TOTAL COMMERCIAL	IN DIST:	661	3,743,694	\$ 311,332.66	\$ 38,329.96	\$ 22,857.02
		OUT DIST:	120	2,182,909	\$ 163,855.78	\$ 22,376.46	\$ 7,211.34
		TOTAL:	781	5,926,603	\$ 475,188.44	\$ 60,706.42	\$ 30,068.36
May-23	TOTAL COMMERCIAL	IN DIST:	647	4,159,340	\$345,673.51	\$39,704.40	\$24,765.25
		OUT DIST:	122	2,213,420	\$167,023.71	\$21,192.41	\$7,171.82
		TOTAL:	769	6,372,760	\$512,697.22	\$60,896.81	\$31,937.07
Variance	TOTAL COMMERCIAL	IN DIST:	(14)	415,646	\$ 34,340.85	\$ 1,374.44	\$ 1,908.23
		OUT DIST:	2	30,511	\$ 3,167.93	\$ (1,184.05)	\$ (39.52)
		TOTAL:	(12)	446,157	\$ 37,508.78	\$ 190.39	\$ 1,868.71
Apr-23	TOTAL GOVERNMENTAL	IN DIST:	24	369,865	\$ 29,092.50	\$ 2,649.45	\$ 1,825.37
		OUT DIST:	2	97,400	\$ 9,109.95	\$ 996.78	\$ 252.67
		TOTAL:	26	467,065	\$ 38,202.45	\$ 3,646.23	\$ 2,078.04
May-23	TOTAL GOVERNMENTAL	IN DIST:	20	422,689	\$62,022.96	\$4,057.79	\$2,734.41
		OUT DIST:	2	91,560	\$8,565.72	\$876.53	\$236.07
		TOTAL:	22	514,249	\$70,588.68	\$4,934.32	\$2,970.48
Variance	TOTAL GOVERNMENTAL	IN DIST:	(4)	53,024	\$ 32,930.46	\$ 1,408.34	\$ 909.04
		OUT DIST:	0	(5,840)	\$ (544.23)	\$ (120.25)	\$ (16.60)
		TOTAL:	(4)	47,184	\$ 32,386.23	\$ 1,288.09	\$ 892.44
Apr-23	TOTAL QUINCY	IN DIST:	71	142,439	\$ 15,336.37	\$ 1,465.61	\$ 420.05
		OUT DIST:	4	1,496	\$ 230.81	\$ 15.41	\$ 6.17
		TOTAL:	75	143,935	\$ 15,567.18	\$ 1,481.02	\$ 426.22
May-23	TOTAL QUINCY	IN DIST:	84	152,636	\$16,443.84	\$1,463.08	\$447.68
		OUT DIST:	4	41,646	\$3,971.71	\$399.80	\$109.30
		TOTAL:	88	194,282	\$20,415.55	\$1,862.88	\$556.98
Variance	TOTAL QUINCY	IN DIST:	13	10,197	\$ 1,107.47	\$ (2.53)	\$ 27.63
		OUT DIST:	0	40,150	\$ 3,740.90	\$ 384.39	\$ 103.13
		TOTAL:	13	50,347	\$ 4,848.37	\$ 381.86	\$ 130.76
Apr-23	TOTAL RESIDENTIAL	IN DIST:	3,137	2,429,317	\$ 242,449.12	\$ 23,988.23	\$ 6,720.13
		OUT DIST:	871	713,401	\$ 71,127.46	\$ 6,841.10	\$ 1,958.91
		TOTAL:	4,008	3,142,718	\$ 313,576.58	\$ 30,829.33	\$ 8,679.04
May-23	TOTAL RESIDENTIAL	IN DIST:	3,161	2,467,614	\$246,400.27	\$23,204.32	\$6,811.47
		OUT DIST:	895	703,298	\$70,217.76	\$6,528.61	\$1,927.21
		TOTAL:	4,056	3,170,912	\$316,618.03	\$29,732.93	\$8,738.68
Variance	TOTAL RESIDENTIAL	IN DIST:	24	38,297	\$ 3,951.15	\$ (783.91)	\$ 91.34
		OUT DIST:	24	(10,103)	\$ (909.70)	\$ (312.49)	\$ (31.70)
		TOTAL:	48	28,194	\$ 3,041.45	\$ (1,096.40)	\$ 59.64
Apr-23	TOTAL STREET LIGHTS	IN DIST:	3	48,720	\$ 2,897.00	\$ 501.81	\$ 84.98
		OUT DIST:	0	0	\$ -	\$ -	\$ -
		TOTAL:	3	48,720	\$ 2,897.00	\$ 501.81	\$ 84.98
May-23	STREET LIGHTS	IN DIST:	5	48,747	\$2,898.51	\$467.97	\$84.16
		OUT DIST:	0	0	\$0.00	\$0.00	\$0.00
		TOTAL:	5	48,747	\$2,898.51	\$467.97	\$84.16
Variance	STREET LIGHTS	IN DIST:	2	27	\$ 1.51	\$ (33.84)	\$ (0.82)
		OUT DIST:	0	0	\$ -	\$ -	\$ -
		TOTAL:	2	27	\$ 1.51	\$ (33.84)	\$ (0.82)
TOTAL VARIANCE		IN DIST:	21	517,191	\$ 72,331.44	\$ 1,962.50	\$ 2,935.42
		OUT DIST:	26	54,718	\$ 5,454.90	\$ (1,232.40)	\$ 15.31
		TOTAL:	47	571,909	\$ 77,786.34	\$ 730.10	\$ 2,950.73

CITY OF QUINCY, FL
BILLING STATISTICS FOR THE MONTH OF MAY, 2023
PRIOR YEAR VARIANCE

	Description		#Services Billed	Total Consumption	Amount Billed	Fuel Adjustment	Taxes
May-22	TOTAL COMMERCIAL	IN DIST:	655	4,283,037	\$310,358.95	\$128,029.63	\$43,880.13
		OUT DIST:	122	581,519	\$45,351.07	\$16,815.45	\$4,517.79
		TOTAL:	777	4,864,556	\$355,710.02	\$144,845.08	\$48,397.92
May-23	TOTAL COMMERCIAL	IN DIST:	647	4,159,340	\$345,673.51	\$39,704.40	\$24,765.25
		OUT DIST:	122	2,213,420	\$167,023.71	\$21,192.41	\$7,171.82
		TOTAL:	769	6,372,760	\$512,697.22	\$60,896.81	\$31,937.07
Variance	TOTAL COMMERCIAL	IN DIST:	(8)	(123,697)	\$35,314.56	(\$88,325.23)	(\$19,114.88)
		OUT DIST:	0	1,631,901	\$121,672.64	\$4,376.96	\$2,654.03
		TOTAL:	(8)	1,508,204	\$156,987.20	(\$83,948.27)	(\$16,460.85)
May-22	TOTAL GOVERNMENTAL	IN DIST:	24	332,885	\$25,084.91	\$10,827.14	\$1,602.90
		OUT DIST:	2	87,680	\$7,529.18	\$2,742.72	\$256.80
		TOTAL:	26	420,565	\$32,614.09	\$13,569.86	\$1,859.70
May-23	TOTAL GOVERNMENTAL	IN DIST:	20	422,689	\$62,022.96	\$4,057.79	\$2,734.41
		OUT DIST:	2	91,560	\$8,565.72	\$876.53	\$236.07
		TOTAL:	22	514,249	\$70,588.68	\$4,934.32	\$2,970.48
Variance	TOTAL GOVERNMENTAL	IN DIST:	(4)	89,804	\$36,938.05	(\$6,769.35)	\$1,131.51
		OUT DIST:	0	3,880	\$1,036.54	(\$1,866.19)	(\$20.73)
		TOTAL:	(4)	93,684	\$37,974.59	(\$8,635.54)	\$1,110.78
May-22	TOTAL QUINCY	IN DIST:	75	116,942	\$12,263.86	\$3,952.36	\$405.43
		OUT DIST:	5	1,352,819	\$93,057.02	\$43,290.21	\$3,408.69
		TOTAL:	80	1,469,761	\$105,320.88	\$47,242.57	\$3,814.12
May-23	TOTAL QUINCY	IN DIST:	84	152,636	\$16,443.84	\$1,463.08	\$447.68
		OUT DIST:	4	41,646	\$3,971.71	\$399.80	\$109.30
		TOTAL:	88	194,282	\$20,415.55	\$1,862.88	\$556.98
Variance	TOTAL QUINCY	IN DIST:	9	35,694	\$4,179.98	(\$2,489.28)	\$42.25
		OUT DIST:	(1)	(1,311,173)	(\$89,085.31)	(\$42,890.41)	(\$3,299.39)
		TOTAL:	8	(1,275,479)	(\$84,905.33)	(\$45,379.69)	(\$3,257.14)
May-22	TOTAL RESIDENTIAL	IN DIST:	3,135	2,374,892	\$219,540.18	\$66,654.87	\$7,216.69
		OUT DIST:	885	701,604	\$64,699.70	\$16,905.95	\$2,038.18
		TOTAL:	4,020	3,076,496	\$284,239.88	\$83,560.82	\$9,254.87
May-23	TOTAL RESIDENTIAL	IN DIST:	3,161	2,467,614	\$246,400.27	\$23,204.32	\$6,811.47
		OUT DIST:	895	703,298	\$70,217.76	\$6,528.61	\$1,927.21
		TOTAL:	4,056	3,170,912	\$316,618.03	\$29,732.93	\$8,738.68
Variance	TOTAL RESIDENTIAL	IN DIST:	26	92,722	\$26,860.09	(\$43,450.55)	(\$405.22)
		OUT DIST:	10	1,694	\$5,518.06	(\$10,377.34)	(\$110.97)
		TOTAL:	36	94,416	\$32,378.15	(\$53,827.89)	(\$516.19)
May-22	STREET LIGHTS	IN DIST:	3	48,736	\$2,551.04	\$1,559.56	\$102.77
		OUT DIST:	0	0	\$0.00	\$0.00	\$0.00
		TOTAL:	3	48,736	\$2,551.04	\$1,559.56	\$102.77
May-23	STREET LIGHTS	IN DIST:	5	48,747	\$2,898.51	\$467.97	\$84.16
		OUT DIST:	0	0	\$0.00	\$0.00	\$0.00
		TOTAL:	5	48,747	\$2,898.51	\$467.97	\$84.16
Variance	STREET LIGHTS	IN DIST:	2	11	\$347.47	(\$1,091.59)	(\$18.61)
		OUT DIST:	0	0	\$0.00	\$0.00	\$0.00
		TOTAL:	2	11	\$347.47	(\$1,091.59)	(\$18.61)
TOTAL VARIANCE		IN DIST:	25	94,534	\$103,640.15	(\$142,126.00)	(\$18,364.95)
		OUT DIST:	9	326,302	\$39,141.93	(\$50,756.98)	(\$777.06)
		TOTAL:	34	420,836	\$142,782.08	(\$192,882.98)	(\$19,142.01)

City of Quincy, Florida
Electric Revenue Prior Year Variance
For the Eight Months Ended May 2023

Account Number	Description	FY2023 May	FY2022 May	Variance
403-343-11000	RESIDENTIAL SALES	\$3,121,136	\$3,661,462	(\$540,326)
403-343-12000	COMMERCIAL SALES	\$3,930,839	\$4,852,868	(\$922,029)
403-343-13000	INDUSTRIAL SALES	\$1,068,219	\$1,131,711	(\$63,491)
403-343-14000	STREET LIGHTING SALES	\$29,565	\$48,160	(\$18,595)
403-343-15000	INTERDEPARTMENTAL SALES	\$134,233	\$242,740	(\$108,508)
403-343-16000	CONNECTIONS	\$120,719	\$45,753	\$74,966
403-343-16500	Hurricane Michael Surcharge	\$382,607	\$612,559	(\$229,952)
403-343-17000	FORFEITED DISCOUNTS - PENALT	\$122,216	\$155,044	(\$32,828)
403-343-18000	SALE OF MATERIAL	\$0	\$10,077	(\$10,077)
403-343-18500	SPECIAL PROJECT - MATERIAL SA	\$84	\$28,420	(\$28,336)
403-343-19000	CUT ON/OFF FEES	\$4,264	\$7,414	(\$3,151)
403-343-24000	TRANSFORMER RENT	\$4,934	\$5,639	(\$705)
403-343-27000	MISCELLANEOUS CHARGES	(\$6,649)	\$4,023	(\$10,671)
403-343-29000	POLE RENT-CABLEVISION	\$19,832	\$0	\$19,832
403-343-90000	MISCELLANEOUS REVENUES	\$2,175	\$14,149	(\$11,974)
403-361-10000	INTEREST REVENUE	\$2,641	\$485	\$2,156
403-369-90000	MISCELLANEOUS REVENUES	\$12,917	\$5,310	\$7,607
	** GRAND TOTAL **	\$8,949,731	\$10,825,814	(\$1,876,083)
Percentage		83%	100%	-17%
Revenue w/o FEMA (non-recurring revenue)		\$8,949,731	\$10,825,814	(\$1,876,083)

City of Quincy, Florida
 Electric Revenue Analysis - Actual vs Budget
 For the Eight Months Ended May 31, 2023

Account Number	Description	Adjusted Budget	Approved Budget YTD	YTD Amount	Variance
403-343-11000	RESIDENTIAL SALES	\$6,023,865	\$4,015,910	\$3,121,136	(\$894,774)
403-343-12000	COMMERCIAL SALES	\$8,076,860	\$5,384,573	\$3,930,839	(\$1,453,734)
403-343-13000	INDUSTRIAL SALES	\$1,880,237	\$1,253,491	\$1,068,219	(\$185,272)
403-343-14000	STREET LIGHTING SALES	\$71,067	\$47,378	\$29,565	(\$17,814)
403-343-15000	INTERDEPARTMENTAL SALES	\$375,387	\$250,258	\$134,233	(\$116,025)
403-343-16000	CONNECTIONS	\$63,021	\$42,014	\$120,719	\$78,705
403-343-16500	Hurricane Michael Surcharge	\$392,299	\$261,533	\$382,607	\$121,074
403-343-17000	FORFEITED DISCOUNTS - PENALTIES	\$245,470	\$163,647	\$122,216	(\$41,431)
403-343-18000	SALE OF MATERIAL	\$13,705	\$9,137	\$0	(\$9,137)
403-343-18500	SPECIAL PROJECT - MATERIAL SALES	\$38,651	\$25,767	\$84	(\$25,683)
403-343-19000	CUT ON/OFF FEES	\$11,178	\$7,452	\$4,264	(\$3,188)
403-343-24000	TRANSFORMER RENT	\$8,628	\$5,752	\$4,934	(\$818)
403-343-27000	MISCELLANEOUS CHARGES	\$7,053	\$4,702	(\$6,649)	(\$11,351)
403-343-29000	POLE RENT-CABLEVISION	\$0	\$0	\$19,832	\$19,832
403-343-90000	MISCELLANEOUS REVENUES	\$21,129	\$14,086	\$2,175	(\$11,911)
403-361-10000	INTEREST REVENUE	\$1,398	\$932	\$2,641	\$1,709
403-369-90000	MISCELLANEOUS REVENUES	\$7,222	\$4,815	\$12,917	\$8,102
** GRAND TOTAL **		\$17,237,170	\$11,491,447	\$8,949,731	
Percentage			100%	78%	-22%

New Accounts Created as of May 1 - May 31, 2023

Account Number	Cycle	Billing Name	Location Code	Service Address	Account Start Date	Srv User Type
27013	1	DLPA PATEL	27	368 E Jefferson St	2023-05-24	CI
32016	1	VUGHELU PRUGNESHSHINH	32	19 Mcarthur St	2023-05-04	RI
105037	1	ALESHA HEARN	105	210 N Chalk St	2023-05-05	RI
143014	1	JONES CONSTRUCTION &	143	228 Bradley St	2023-05-23	RI
468013	1	LILLIE TURNER	468	107 E Clark St	2023-05-01	RI
468013	2	LILLIE TURNER	4680	11 Strong Rd	2023-05-19	RO
898015	1	CONSTANCE BREWSTER	898	328 N 9th St	2023-05-30	RI
903013	1	KATHY ALLEN	903	312 N 9th St	2023-05-22	RI
1118027	1	ANTHONY SCOTT	1118	803 W Magnolia Dr	2023-05-02	RI
1355025	1	NORTH FLORIDA HOME R	1355	912 W Franklin St Ap	2023-05-23	RI
2034030	1	TERRILL COLLIER	2034	515 Williams St	2023-05-26	RI
2169014	1	VIRIRIANA SANDOVAL	2169	447 S Shelfer St	2023-05-09	RI
2179013	1	MARILYN WOOD	2179	433 S Cone St	2023-05-22	RI
2194019	1	GERALDINE CURRY	2194	515 Thomas St	2023-05-09	RI
2267043	1	JRAWN KING	2267	1603 Smith St	2023-05-24	RI
2279018	1	JESUS TOBIAS	2279	1521 Elm St	2023-05-01	RI
2540034	1	HELEN WOODARD	2540	122 N Cleveland St A	2023-05-08	RI
2616016	2	JAMES ANDREWS	2616	136 Davis St	2023-05-25	RI
2631029	2	THELMA POWELL	2631	206 Davis St	2023-05-26	RI
2718023	2	LENNY OCHOA	2718	930 Martin Luther Ki	2023-05-05	RI
2798018	2	PHILLIP JOHNS	2798	912 S Cleveland St	2023-05-23	RI
3461039	2	AMILCAR QUINTANILLA	3461	1930 W. Jefferson St	2023-05-09	RI
3558034	2	CARLOS LEMUS	3558	205 Lillian Springs	2023-05-17	RI
3565021	2	ROXANA MORENO	3565	118 N Virginia St	2023-05-04	RI
3993013	2	ARCHIE LEE FRISON JR	3993	310 Camellia Dr	2023-05-08	RI

New Accounts Created as of May 1 - May 31, 2023

Account Number	Cycle	Billing Name	Location Code	Service Address	Account Start Date	Srv User Type
4237012	2	ROCIO LOZANO	4237	217 Holly Cir	2023-05-25	RO
4468019	2	TRAMECIA WOODARD	4468	Gadsden Arms Apt. #	2023-05-19	RI
4510023	2	GADSDEN ARMS APARTME	4510	Gadsden Arms #55	2023-05-18	RI
4514021	2	GADSDEN ARMS APARTME	4514	Gadsden Arms Apt. #4	2023-05-11	RI
4531020	2	GADSDEN ARMS APARTME	4531	427 S Stewart St Apt	2023-05-30	RI
4535020	2	LAPEDRA SMITH	4535	427 S Stewart St Apt	2023-05-25	RI
4536020	2	GADSDEN ARMS APARTME	4536	427 S Stewart St Apt	2023-05-18	RI
4559024	2	ANNA GOMEZ	4559	Gadsden Arms Apt # 9	2023-05-26	RI
4561022	2	GADSDEN ARMS APARTME	4561	Gadsden Arms Apt. #	2023-05-30	CI
4866033	1	TANELLA DAVIS BROWN	4866	1632 Hardin St	2023-05-02	RI
5020015	1	ANDREW TILK	5020	902 W Washington St	2023-05-11	RI
5028006	2	TAHJ JILES	5028	799 S Pat Thomas Pkw	2023-05-03	RI
5031006	1	DOWN TOWN FORMALS LL	5031	21 Pat Thomas Pkwy	2023-05-02	CI
5044031	1	CEDO HOUSING DEVELOP	5044	624 3rd St	2023-05-23	CI
5045030	1	EDASIA SMITH	5045	723 W Washington St	2023-05-02	RI
5456010	2	EMMA SMITH	5456	1902 Hamilton St	2023-05-23	RI
5524004	1	ROGER D RANKIN	5524	N 10-a Adams St	2023-05-18	CI
5896008	1	GERALDINE CURRY	5896	1029 W Clark St	2023-05-09	RI
6030015	1	MAYO WOODWARD	6030	107 E Washington St	2023-05-03	RI
6050006	2	BLANCA MERIJVAR	6050	1922 W Jefferson St	2023-05-16	RI
6197006	1	GERALDINE CURRY	6197	1208 W Washington St	2023-05-10	RI
6313006	2	SHA'NIECE HILL	6313	405 Strong Rd 5a	2023-05-26	RO
6621015	1	ADRIANNA RAMOS	6621	64 N Cleveland St-bl	2023-05-26	RI
6729012	1	SHARDA SCOTT	6729	64 N Cleveland St Ap	2023-05-05	RI
6742016	1	ALANE RUSS	6742	64 N Cleveland St Ap	2023-05-03	RI

New Accounts Created as of May 1 - May 31, 2023

Account Number	Cycle	Billing Name	Location Code	Service Address	Account Start Date	Srv User Type
8205028	1	BRIANNA HINSON	8205	64 N Cleveland St Bl	2023-05-11	RI
8219017	1	RESHERRICKA GRIMES	8219	64 N Cleveland St Ap	2023-05-24	CI
8310006	2	GERALDINE CURRY	8310	2150 Kennedy Ln	2023-05-09	RI
8508003	1	ANDREA HALE	8508	115 S 10th St	2023-05-17	RI
8623002	1	TAMESHIA JACKSON	8623	307 Cooper St	2023-05-02	RI
66270020	1	TONI GIBSON	6627	64 N Cleveland St Ap	2023-05-22	CI
81180010	1	JAMIYA JONES	8118	64 N Cleveland St Ap	2023-05-17	RI
82270011	1	LEA CUNNINGHAM	8227	64 N Cleveland St Bl	2023-05-16	RI

Total New Customers: 58
 CI = Commercial
 RI & RO = Residential

Prepared by: LaTrenda Gainous Carroll, Customer Services Supervisor

CITY OF QUINCY
Receipts Collected by Customer Services - For May 2023

For Receipts / From: 05.01.2023 To: 05.31.2023 / Totals For Drawer A

UBSC	578	\$	372,149.01	\$	16,390.02	CK	\$	483,772.16
FMSM	42	\$	22,142.25	\$	-	PP	\$	38,472.61
FMSC	4	\$	127,903.51	\$	-			
STSL	1	\$	50.00	\$	-			
Transaction Total		\$	522,244.77					
Drawer Total		\$	522,244.77					

For Receipts / From: 05.01.2023 To: 05.31.2023 / Totals For Drawer B

UBSC	1725	\$	373,724.48	\$	1,701.73	CK	\$	301,810.50
FMSM	58	\$	29,764.32	\$	-	PP	\$	107,312.97
STSL	4	\$	105.00	\$	5.00			
FMSC	11	\$	5,529.67	\$	-			
Transaction Total		\$	409,123.47					
Drawer Total		\$	409,123.47					

For Receipts / From: 05.01.2023 To: 05.31.2023 / Totals For Drawer C

UBSC	927	\$	240,974.83	\$	237.27	CK	\$	189,660.83
FMSM	85	\$	15,981.30	\$	-	LB	\$	394.69
STSL	6	\$	156.25	\$	6.25	PP	\$	67,717.00
FMSC	3	\$	660.14	\$	-			
Transaction Total		\$	257,772.52					
Drawer Total		\$	257,772.52					

For Receipts / From: 05.01.2023 To: 05.31.2023 / Totals For Drawer D

UBSC	114	\$	40,293.37	\$	196.96	CK	\$	24,475.94
FMSM	2	\$	100.00	\$	-	LB	\$	430.30
						PP	\$	15,487.13
Transaction Total		\$	40,393.37					
Drawer Total		\$	40,393.37					

For Receipts / From: 05.01.2023 To: 05.31.2023 / Totals For Drawer F

FMSM	20	\$	491,079.39	\$	-	EF	\$	491,079.39
Transaction Total		\$	491,079.39					
Drawer Total		\$	491,079.39					

For Receipts / From: 05.01.2023 To: 05.31.2023 / Grand Totals for All Drawers

UBSC	3344	\$	1,027,141.69	\$	18,525.98	\$	999,719.43
FMSM	207	\$	559,067.26	\$	-	\$	228,989.71
FMSC	18	\$	134,093.32	\$	-	\$	824.99
STSL	11	\$	311.25	\$	11.25	\$	491,079.39
Totals	3,580	\$	1,720,613.52	\$	18,537.23	\$	1,720,613.52

LEGEND EXPLANATION

UBSC: Utility Billing	MO: Money Order
STSL: Sales Tax	CA: Cash
FMSM: Fund Management	PP: Point n Pay
FMSC: Fund Management	EF: Electronic Funds

Prepared by: LaTrenda Gainous Carroll, Customer Services Supervisor

City of Quincy, Florida
Arrears Report

For the Four Months Ended May 31, 2023

Account Number	30 Day 04.30.2023	60 Day 03.31.2023	90 Day 02.28.2023	Balance	Legend	Service Address
RESIDENTIAL - CYCLE 1						
2471034	\$ 318.61	\$ 292.26	\$ 5,476.99	\$ 6,087.86	TRNSFR, PP	707 2nd St
497011	\$ 1,186.62	\$ 2,096.20	\$ 2,037.61	\$ 5,320.43	UR	208 S Love St
1946025	\$ 248.59	\$ 219.41	\$ 4,089.30	\$ 4,557.30	PP	911 7th St
4959007	\$ 213.92	\$ 219.15	\$ 3,859.75	\$ 4,292.82	UO	1803 -A Mckelvy St
2485016	\$ 85.11	\$ 84.33	\$ 2,768.22	\$ 2,937.66	UO	511 S Key St
2293013	\$ 223.01	\$ 190.45	\$ 2,514.82	\$ 2,928.28	UO	406 Lincoln St
2122022	\$ 370.31	\$ 390.72	\$ 1,915.02	\$ 2,676.05	UO	1737 Inlet St
976015	\$ 576.54	\$ 488.67	\$ 1,585.05	\$ 2,650.26	PP	911 Myrtle Ave
2032011	\$ 79.73	\$ 78.94	\$ 2,486.04	\$ 2,644.71	UO	520 Williams St
6024018	\$ 205.41	\$ 217.44	\$ 2,217.96	\$ 2,640.81	PP	549 -b Williams Stre
4717015	\$ 358.33	\$ 525.63	\$ 1,149.88	\$ 2,033.84	UO	1221 Live Oak St
2437022	\$ 80.71	\$ 195.11	\$ 1,748.57	\$ 2,024.39	UO	814 4th St
2203015	\$ 270.25	\$ 226.44	\$ 1,166.74	\$ 1,663.43	PP	438 Thomas Street
408013	\$ 350.15	\$ 390.13	\$ 914.87	\$ 1,655.15	PP	401 N Duval St
1801017	\$ 80.94	\$ 123.75	\$ 1,404.63	\$ 1,609.32	UO	118 S Stewart St
1641018	\$ 99.10	\$ 101.00	\$ 1,308.38	\$ 1,508.48	UO	1812 Florida Ave
382015	\$ 257.25	\$ 301.96	\$ 768.92	\$ 1,328.13	PP	407 E King St
2147018	\$ 206.91	\$ 191.54	\$ 845.03	\$ 1,243.48	PP	1813 Mckelvy St
5131009	\$ 79.73	\$ 78.94	\$ 928.60	\$ 1,087.27	UO	702 W Crawford St
292013	\$ 264.62	\$ 269.33	\$ 535.74	\$ 1,069.69	PP	209 Patton St
1029013	\$ 188.06	\$ 404.49	\$ 300.32	\$ 892.87	PP	1007 E Bellamy Dr
4917013	\$ 19.51	\$ 58.87	\$ 788.12	\$ 866.50	UO	104 E Washington St
2178013	\$ 204.66	\$ 113.59	\$ 547.50	\$ 865.75	PP	432 S Cone St
56670556	\$ 159.62	\$ 124.49	\$ 566.94	\$ 851.05	PP	523 Thomas St
2508013	\$ 80.71	\$ 123.88	\$ 641.33	\$ 845.92	UO	610 5th St
2465020	\$ 271.41	\$ 249.41	\$ 308.24	\$ 829.06	PP	616 3rd St
4501014	\$ 250.88	\$ 213.11	\$ 301.34	\$ 765.33	PP	1315 W Washington St
2090015	\$ 356.99	\$ 213.27	\$ 149.11	\$ 719.37	UO	1645 Hardin St
127014	\$ 120.93	\$ 146.32	\$ 448.59	\$ 715.84	UO	230 Marshall St
2370012	\$ 279.96	\$ 252.14	\$ 137.38	\$ 669.48	PP	941 2nd St
2377033	\$ 439.48	\$ 197.86	\$ -	\$ 637.34	PP	917 1st St
467015	\$ 484.50	\$ 133.94	\$ -	\$ 618.44	GSC	120 S Madison St

City of Quincy, Florida
Arrears Report
For the Four Months Ended May 31, 2023

Account Number	30 Day 04.30.2023	60 Day 03.31.2023	90 Day 02.28.2023	Balance	Legend	Service Address
RESIDENTIAL - CYCLE 1						
4828016	\$ 118.06	\$ 230.65	\$ 266.65	\$ 615.36	PP	1023 4th St
112014	\$ 87.66	\$ 93.80	\$ 427.87	\$ 609.33	UO	240 N Chalk St
244018	\$ 139.64	\$ 183.65	\$ 259.79	\$ 583.08	PP	318 Stanley St
1707024	\$ 221.87	\$ 333.34	\$ -	\$ 555.21	PP	907 W Crawford St
1784011	\$ 229.17	\$ 150.01	\$ 141.86	\$ 521.04	PP	218 S Jackson St
2467011	\$ 104.16	\$ 113.01	\$ 279.28	\$ 496.45	UO	623 3rd St
370019	\$ 175.72	\$ 224.18	\$ -	\$ 399.90	NP	206 N Love St
2097012	\$ 244.73	\$ 152.11	\$ -	\$ 396.84	PP	1632 Smith St
2026013	\$ 81.38	\$ 80.52	\$ 233.50	\$ 395.40	UO	627 Williams St
888016	\$ 285.22	\$ 87.36	\$ -	\$ 372.58	UO	722 Bonita Ave
6697023	\$ 194.05	\$ 159.37	\$ 14.53	\$ 367.95	PP	64 N Cleveland St Ap
481024	\$ 356.51	\$ -	\$ -	\$ 356.51	UO	215 S Duval St
4956004	\$ 106.47	\$ 115.54	\$ 109.46	\$ 331.47	UO	317 Kent St
824020	\$ 325.30	\$ -	\$ -	\$ 325.30	UR	311 W King St
5172022	\$ 142.05	\$ 182.68	\$ -	\$ 324.73	UO	324 S Key St
1010021	\$ 306.85	\$ 1.20	\$ -	\$ 308.05	PP	716 Woodland Ave
2347021	\$ 192.34	\$ 113.53	\$ -	\$ 305.87	PP	602 Cooper St
165016	\$ 104.48	\$ 122.56	\$ 76.94	\$ 303.98	PP	936 E Jefferson St
281019	\$ 302.81	\$ -	\$ -	\$ 302.81	PP	319 Patton St
6383002	\$ 290.63	\$ -	\$ -	\$ 290.63	UO	107 S Love St
1949033	\$ 195.68	\$ 94.18	\$ -	\$ 289.86	UO	341 S 11th St
242029	\$ 261.87	\$ 13.43	\$ -	\$ 275.30	UO	319 Stanley St
8261009	\$ 269.05	\$ -	\$ -	\$ 269.05	UO	517 Main Street Apt-
1122016	\$ 236.02	\$ 28.22	\$ -	\$ 264.24	PP	1111 S Magnolia Dr
582022	\$ 258.02	\$ -	\$ -	\$ 258.02	UO	104 E Washington St
77015	\$ 169.86	\$ 78.94	\$ -	\$ 248.80	LP	226 Carver St
1190012	\$ 248.03	\$ -	\$ -	\$ 248.03	LP	340 N 13th St
316031	\$ 169.90	\$ 74.47	\$ -	\$ 244.37	LP	308 Mearhur St
572025	\$ 227.50	\$ -	\$ -	\$ 227.50	LP	101 N Madison St
2454013	\$ 222.85	\$ -	\$ -	\$ 222.85	LP	430 S 9th St
2046032	\$ 91.85	\$ 99.92	\$ 23.70	\$ 215.47	LP	1409 Elm St
1453019	\$ 213.41	\$ -	\$ -	\$ 213.41	LP	215 W Jefferson St

City of Quincy, Florida
Arrears Report

For the Four Months Ended May 31, 2023

Account Number	30 Day 04.30.2023	60 Day 03.31.2023	90 Day 02.28.2023	Balance	Legend	Service Address
RESIDENTIAL - CYCLE 1						
5321015	\$ 203.75	\$ -	\$ -	\$ 203.75	LP	517 Williams St
1971035	\$ 84.91	\$ 84.26	\$ 29.47	\$ 198.64	LP	1114 Brumby St
8338002	\$ 196.26	\$ -	\$ -	\$ 196.26	LP	215 Stanley St
554032	\$ 195.78	\$ -	\$ -	\$ 195.78	LP	101 E Jefferson St
276014	\$ 193.39	\$ 1.60	\$ -	\$ 194.99	LP	527 B W Roberts St
710012	\$ 194.89	\$ -	\$ -	\$ 194.89	LP	47 Dezell Addition
2181011	\$ 193.07	\$ -	\$ -	\$ 193.07	LP	1801 Live Oak St
6477004	\$ 189.48	\$ -	\$ -	\$ 189.48	LP	638 Camilla Ave
239018	\$ 177.35	\$ -	\$ -	\$ 177.35	LP	222 Stanley St
1032021	\$ 175.78	\$ -	\$ -	\$ 175.78	LP	509 N Bellamy Dr
1207012	\$ 175.13	\$ -	\$ -	\$ 175.13	LP	600 N 14th St
8206024	\$ 84.39	\$ 82.10	\$ 7.14	\$ 173.63	LP	64 N Cleveland St Ap
548013	\$ 162.26	\$ 9.62	\$ -	\$ 171.88	LP	109 S Madison St
6683009	\$ 84.83	\$ 82.61	\$ -	\$ 167.44	LP	64 N Cleveland St Ap
1692019	\$ 166.38	\$ -	\$ -	\$ 166.38	LP	1115 W Jefferson St
1947024	\$ 160.52	\$ -	\$ -	\$ 160.52	LP	918 7th St
186016	\$ 159.70	\$ -	\$ -	\$ 159.70	LP	819 Ivey Dr
2571035	\$ 102.67	\$ 56.36	\$ -	\$ 159.03	LP	Golden Leaf # 18-a
2193029	\$ 157.14	\$ -	\$ -	\$ 157.14	LP	519 Thomas St
1628023	\$ 148.33	\$ 5.56	\$ -	\$ 153.89	LP	411 S Sheller St
2470015	\$ 143.18	\$ -	\$ -	\$ 143.18	LP	715 2nd St
1353041	\$ 139.20	\$ -	\$ -	\$ 139.20	LP	912 W Franklin St Ap
1560020	\$ 137.22	\$ -	\$ -	\$ 137.22	LP	1709 W Jefferson St
1129016	\$ 134.84	\$ -	\$ -	\$ 134.84	LP	705 N 11th St
1859027	\$ 134.24	\$ -	\$ -	\$ 134.24	LP	920 W Clark St
1828013	\$ 126.89	\$ -	\$ -	\$ 126.89	LP	212 S Key St
1777020	\$ 122.11	\$ -	\$ -	\$ 122.11	LP	15 W Clark St
8292005	\$ 119.10	\$ -	\$ -	\$ 119.10	LP	219 S Calhoun St
2098011	\$ 116.88	\$ -	\$ -	\$ 116.88	LP	610 Camilla Ave
1833014	\$ 113.86	\$ -	\$ -	\$ 113.86	LP	206 S Ward St
2299012	\$ 105.02	\$ -	\$ -	\$ 105.02	LP	430 Williams St
1222020	\$ 100.00	\$ -	\$ -	\$ 100.00	LP	1300 W King St
1342035	\$ 96.25	\$ 3.75	\$ -	\$ 100.00	LP	W 1013b Franklin St

City of Quincy, Florida
Arrears Report

For the Four Months Ended May 31, 2023

Account Number	30 Day 04.30.2023	60 Day 03.31.2023	90 Day 02.28.2023	Balance	Legend	Service Address
RESIDENTIAL - CYCLE 1						
5517014	\$ 99.49	-	-	\$ 99.49	LP	815 W Clark St
8574003	\$ 98.74	-	-	\$ 98.74	LP	711 3rd St
5152017	\$ 91.85	-	-	\$ 91.85	LP	25 Ernest St
71017	\$ 90.87	-	-	\$ 90.87	LP	201 Carver St
395019	\$ 90.48	-	-	\$ 90.48	LP	324 E Sharon St
537030	\$ 89.78	-	-	\$ 89.78	LP	112 S Duval St
1216018	\$ 81.26	6.67	-	\$ 87.93	LP	1209 W King St
146025	\$ -	-	86.93	\$ 86.93	LP	211 Bradley St
927038	\$ 83.85	-	-	\$ 83.85	LP	907 W Franklin St
6618020	\$ 81.63	-	-	\$ 81.63	LP	64 N Cleveland St-bl
4973004	\$ -	-	80.63	\$ 80.63	LP	122 N Cleveland St A
2328023	\$ 80.50	-	-	\$ 80.50	LP	1302 Live Oak St
8230014	\$ 72.08	-	-	\$ 72.08	LP	64 N Cleveland St Ap
6458007	\$ 63.73	-	-	\$ 63.73	LP	418 Lincoln St
6459002	\$ 60.15	-	-	\$ 60.15	LP	203 S Corry St
162029	\$ 56.12	-	-	\$ 56.12	LP	11 Bradley St
Total Amount	\$ 20,921.02	\$ 11,977.97	\$ 32,898.99	\$ 78,847.73		
Cycle 1	27%	15%	42%	100%		
Percentage						

City of Quincy, Florida
Arrears Report

For the Four Months Ended May 31, 2023

Account Number	30 Day 04.30.2023	60 Day 03.31.2023	90 Day 02.28.2023	Balance	Legend	Service Address
COMMERCIAL - CYCLE 1						
4613011	\$ 5,755.18	\$ 6,194.86	\$ 5,942.41	\$ 17,892.45	UR	500 S Atlanta St Ofc
4635012	\$ 3,818.40	\$ 3,367.94	\$ 3,455.56	\$ 10,641.90	UR	620 Atlanta St
1768009	\$ 151.53	\$ 119.44	\$ 4,288.75	\$ 4,559.72	UO	17 S Monroe St
1633011	\$ 879.24	\$ 715.13	\$ 2,293.98	\$ 3,888.35	UO	1840 Live Oak St
1629014	\$ 137.49	\$ 116.24	\$ 1,970.43	\$ 2,224.16	UO	1847 Florida Ave
24016	\$ 2,131.68	\$ -	\$ -	\$ 2,131.68	PP	385 E Jefferson St S
1594018	\$ 148.89	\$ 158.02	\$ 1,731.22	\$ 2,038.13	UO	Cone & Church Street
25021	\$ 1,468.17	\$ -	\$ -	\$ 1,468.17	PP	385 E Jefferson St S
3421016	\$ 113.23	\$ 107.42	\$ 1,016.65	\$ 1,237.30	UR	521 S Virginia St
654015	\$ 163.02	\$ 184.33	\$ 713.82	\$ 1,061.17	PP	19 E Jefferson St
10004	\$ 1,061.12	\$ -	\$ -	\$ 1,061.12	PP	234 E Crawford St
8520001	\$ 998.04	\$ -	\$ -	\$ 998.04	PP	1509 W Jefferson St
1681022	\$ 385.18	\$ 383.65	\$ 58.59	\$ 827.42	PP	1209 W Crawford St
331016	\$ 743.18	\$ -	\$ -	\$ 743.18	PP	385 E Jefferson St S
1550013	\$ 733.13	\$ -	\$ -	\$ 733.13	PP	1606 W Jefferson St
356013	\$ 243.25	\$ 230.94	\$ 191.91	\$ 666.10	PP	320 E Washington St
598015	\$ 197.56	\$ 98.85	\$ -	\$ 296.41	PP	12 E Washington St
6602001	\$ 34.38	\$ 32.40	\$ 117.26	\$ 184.04	LP	1127 W King St
8300003	\$ 183.75	\$ -	\$ -	\$ 183.75	LP	1845 W Jefferson St
644016	\$ 180.57	\$ -	\$ -	\$ 180.57	PP	8 S Adams St
8504002	\$ 142.72	\$ -	\$ -	\$ 142.72	LP	1323 # A W Crawford
1480014	\$ 137.49	\$ -	\$ -	\$ 137.49	LP	720 W Jefferson St
2507015	\$ 104.37	\$ -	\$ -	\$ 104.37	LP	614 5th St
1937015	\$ 96.42	\$ -	\$ -	\$ 96.42	LP	903 7th St
5507024	\$ 92.02	\$ -	\$ -	\$ 92.02	PP	415 B W Roberts St
1510016	\$ 79.84	\$ -	\$ -	\$ 79.84	LP	1118 W Jefferson St
4634011	\$ 18.48	\$ 18.48	\$ 18.48	\$ 55.44	LP	610 Atlanta Liftstan
Total Amount	\$ 20,198.33	\$ 11,727.70	\$ 21,799.06	\$ 53,725.09		
Cycle 1	\$ 20,198.33	\$ 11,727.70	\$ 21,799.06	\$ 53,725.09		
Percentage	38%	22%	41%	100%		

City of Quincy, Florida
Arrears Report

For the Four Months Ended May 31, 2023

Account Number	30 Day 04.30.2023	60 Day 03.31.2023	90 Day 02.28.2023	Balance	Legend	Service Address
RESIDENTIAL - CYCLE 2						
1896018	\$ 156.23	\$ 218.89	\$ 2,824.33	\$ 3,199.45	PP	644 S 11th St
2124036	\$ 86.18	\$ 85.40	\$ 2,733.29	\$ 2,904.87	UO	210 Davis St
2146016	\$ 101.54	\$ 210.48	\$ 2,395.31	\$ 2,707.33	UO	1316 Martin Luther K
2578012	\$ 327.75	\$ 437.08	\$ 1,652.88	\$ 2,417.71	PP	405 Strong Rd 4c
2602016	\$ 249.61	\$ 223.72	\$ 1,894.51	\$ 2,367.84	UO	23425 Mem Blue Star
2607011	\$ 160.77	\$ 182.66	\$ 1,942.99	\$ 2,286.42	PP	1527 Pat Thomas Pkwy
2608012	\$ 280.78	\$ 144.42	\$ 1,826.00	\$ 2,251.20	UO	46 Lillian Springs R
2630012	\$ 84.98	\$ 144.32	\$ 1,823.07	\$ 2,052.37	UO	20 Lillian Springs R
2652011	\$ 182.63	\$ 263.96	\$ 1,411.86	\$ 1,858.45	PP	Triple Oaks #56
2654011	\$ 78.66	\$ 77.87	\$ 1,679.62	\$ 1,836.15	UO	26 Lillian Springs R
2678012	\$ 75.47	\$ 78.94	\$ 1,228.96	\$ 1,383.37	UO	1800 Hardin St
2699011	\$ 60.71	\$ 238.94	\$ 1,002.34	\$ 1,301.99	UO	226 Reed St
2703016	\$ 296.75	\$ 413.55	\$ 564.23	\$ 1,274.53	PP	Gadsden Arms #1
2705012	\$ 29.82	\$ 48.92	\$ 1,148.82	\$ 1,227.56	UO	614 Hogan Ln
2713011	\$ 67.22	\$ 210.50	\$ 789.50	\$ 1,067.22	PP	Gadsden Arms Apt. #9
2716011	\$ 227.37	\$ 278.20	\$ 429.37	\$ 934.94	PP	547 Circle Dr
2725012	\$ 23.11	\$ 23.11	\$ 865.26	\$ 911.48	UO	503 Hogan Ln
2726013	\$ 195.75	\$ 307.43	\$ 392.61	\$ 895.79	PP	31 Strong Rd
2733017	\$ 114.82	\$ 367.74	\$ 270.49	\$ 753.05	PP	427 S Stewart St Apt
2743017	\$ 85.11	\$ 84.38	\$ 565.26	\$ 734.70	UO	732 S Duval St
2745022	\$ 119.93	\$ 174.32	\$ 425.76	\$ 720.01	PP	702 Martin L.king Jr
2783013	\$ 174.27	\$ 333.08	\$ 63.65	\$ 571.00	PP	427 S Stewart St Apt
2784020	\$ 268.50	\$ 284.40	\$ -	\$ 552.90	UO	764 S Madison St
2811018	\$ 118.35	\$ 110.70	\$ 305.03	\$ 534.08	PP	13 Wallace Dr
2823017	\$ 223.09	\$ 307.68	\$ 1.18	\$ 531.95	PP	1105 Joe Adams Rd
2826011	\$ 85.59	\$ 107.44	\$ 332.12	\$ 525.15	LP	839 Sikes St
2879013	\$ 212.78	\$ 275.15	\$ 21.06	\$ 508.99	PP	405 Strong Rd Bldg 1
2891013	\$ 83.17	\$ 129.30	\$ 244.19	\$ 456.66	PP	Parkview Gardens Apt
2921014	\$ 103.98	\$ 236.84	\$ 0.19	\$ 341.01	PP	312 Cooper St
2946037	\$ 6.15	\$ 6.15	\$ 315.03	\$ 327.33	PP	17 Ripp Rd
2954011	\$ 81.18	\$ 130.29	\$ 100.00	\$ 311.47	LP	Parkview Manor #1-22
2958017	\$ 97.55	\$ 190.01	\$ 13.86	\$ 301.42	PP	620 S Atlanta St. Ap
2962011	\$ 169.92	\$ 94.47	\$ -	\$ 264.39	PP	171 High St

City of Quincy, Florida
Arrears Report

For the Four Months Ended May 31, 2023

Account Number	30 Day 04.30.2023	60 Day 03.31.2023	90 Day 02.28.2023	Balance	Legend	Service Address
RESIDENTIAL - CYCLE 2						
2968018	\$ 72.56	\$ 189.01	\$ 1.08	\$ 262.65	PP	Parkview Garden Apt#
2980018	\$ 249.77	\$ -	\$ -	\$ 249.77	PP	620 Atlanta St Apt Q
2984013	\$ 241.83	\$ -	\$ -	\$ 241.83	PP	651 Industrial Dr
2987012	\$ 160.85	\$ 80.80	\$ -	\$ 241.65	PP	2426 Pat Thomas Park
2989016	\$ 163.38	\$ 73.17	\$ -	\$ 236.55	PP	405 Strong Rd 6b
2995012	\$ 130.82	\$ 105.25	\$ -	\$ 236.07	LP	Gadsden Arms Apt. #
2997012	\$ 60.96	\$ 56.10	\$ 105.53	\$ 222.59	LP	500 S Atlanta St. Ap
2998016	\$ 207.73	\$ 14.43	\$ -	\$ 222.16	LP	871 Arlington Cir
3000010	\$ 152.92	\$ 62.89	\$ -	\$ 215.81	PP	131 Joe Knight St
3010011	\$ 176.22	\$ -	\$ -	\$ 176.22	PP	830 S Adams St
3017011	\$ 24.80	\$ 29.33	\$ 119.29	\$ 173.42	PP	Gadsden Arms Apt 2
3037020	\$ 72.22	\$ 58.59	\$ -	\$ 130.81	PP	Parkview Gardens Apt
3060013	\$ 6.15	\$ 6.15	\$ 111.99	\$ 124.29	UO	90 Hudson Blvd
3080013	\$ 53.78	\$ 45.62	\$ 17.74	\$ 117.14	PP	Parkview Gardens #-
3089026	\$ 38.51	\$ 71.55	\$ -	\$ 110.06	LP	500 S Atlanta St Apt
3112016	\$ 6.15	\$ 51.94	\$ 50.60	\$ 108.69	LP	Parkview Manor #-23
3133017	\$ 33.56	\$ 38.30	\$ 36.70	\$ 108.56	LP	19 Hudson Blvd
3138011	\$ 108.05	\$ -	\$ -	\$ 108.05	LP	98 Jenkins Pl
3179011	\$ 106.76	\$ -	\$ -	\$ 106.76	PP	394 Attapuligus Hwy
3197015	\$ 102.07	\$ -	\$ -	\$ 102.07	LP	246 Rentz Rd # 29
3236021	\$ 102.00	\$ -	\$ -	\$ 102.00	LP	Triple Oaks Apt.#43
3237018	\$ 99.75	\$ -	\$ -	\$ 99.75	LP	626 Camilla Ave
3239012	\$ 98.70	\$ -	\$ -	\$ 98.70	LP	25008 Blue Star Hwy
3240011	\$ 15.75	\$ 14.80	\$ 65.60	\$ 96.15	LP	707 Woodberry Road
3271018	\$ 93.10	\$ -	\$ -	\$ 93.10	LP	44 N Shelfer St
3277025	\$ 88.16	\$ -	\$ -	\$ 88.16	LP	45 New Bethel Rd
3291019	\$ 86.06	\$ -	\$ -	\$ 86.06	LP	101 Davis St
3298026	\$ 81.60	\$ -	\$ -	\$ 81.60	LP	Parkview # M-152
3304012	\$ 77.37	\$ -	\$ -	\$ 77.37	LP	46 Lillian Springs R
3322012	\$ 73.48	\$ -	\$ -	\$ 73.48	LP	11 Davis St
3324018	\$ 65.46	\$ -	\$ -	\$ 65.46	LP	Gadsden Arms #44
3338013	\$ 56.65	\$ -	\$ -	\$ 56.65	LP	Parkveiw Garden L150
3340014	\$ 56.54	\$ -	\$ -	\$ 56.54	LP	19 Carrol Hopkins Ln

City of Quincy, Florida
Arrears Report
For the Four Months Ended May 31, 2023

Account Number	30 Day 04.30.2023	60 Day 03.31.2023	90 Day 02.28.2023	Balance	Legend	Service Address
RESIDENTIAL - CYCLE 2						
3341011	\$ 55.58	\$ -	\$ -	\$ 55.58	LP	500 S Atlanta St. Ap
3347011	\$ 28.78	\$ 23.33	\$ -	\$ 52.11	LP	1042 Attapuljus Hwy
3351011	\$ 5.13	\$ 5.13	\$ 41.04	\$ 51.30	LP	1106 Pt Milligan Rd
Total Amount	\$ 7,882.92	\$ 7,346.68	\$ 29,812.34	\$ 45,041.94		
Cycle 2	18%	16%	66%	100%		

COMMERCIAL - CYCLE 2						
701003	\$ 730.74	\$ 235.15	\$ 4,295.91	\$ 5,261.80	PP	23617 Blue Star Hwy
2092015	\$ 465.64	\$ 522.89	\$ 2,132.81	\$ 3,121.34	UO	509 Atlanta St
2620015	\$ 64.59	\$ 64.59	\$ 1,971.80	\$ 2,100.98	UR	18212 Blue Star Hwy
2729028	\$ 882.27	\$ 0.01	\$ -	\$ 882.28	PP	961 E Jefferson St
2732015	\$ 67.82	\$ 67.82	\$ 710.22	\$ 845.86	UO	18520 Blue Star Hwy
2941013	\$ -	\$ -	\$ 336.45	\$ 336.45	LP	838 Joe Adams Rd
3147022	\$ 13.05	\$ 13.05	\$ 81.75	\$ 107.85	LP	920 Arlington Cir
Total Amount	\$ 2,224.11	\$ 903.51	\$ 9,528.94	\$ 12,656.56		
Cycle 2	18%	7%	75%	100%		

LEGEND MEANING

CM	City Manager Discussion	TRANSFR	Prior Bill Transferred
GSS	Gadsden Senior Services	UR	Under Review
LP	Late Payment	UO	Utilities Off
PP	Payment Plan		
PTP	Promise to Pay Date		

Prepared by: LaTrenda Gainous Carroll, Customer Services Supervisor

CITY OF PURCHASE POWER ADJUSTMENT REPORT

FUEL ADJ. UPDATED	APRIL SERVICES	MAY SERVICES	VARIANCE
Duke - Transmission cost	\$ 26,473.06	\$ 42,977.21	\$ 16,504.15
FPL - Transmission cost	\$ 38,061.32	\$ 40,179.36	\$ 2,118.04
FPL Firm Capacity	\$ 268,075.32	\$ 315,910.74	\$ 47,835.42
SEPA	\$ 151,625.63	\$ 162,892.20	\$ 11,266.57
Total Cost	\$ 484,235.33	\$ 561,959.51	\$ 77,724.18
FP&L	6,691,000	8,114,000	1,423,000
SEPA	3,660,760	3,928,575	267,815
Total KWH	10,351,760	12,042,575	1,690,815
Cost per KWH	0.04678	0.04666	(0.0001)
Base .038	0.0380	0.0380	-
Delta Cost - Base	0.0088	0.0087	(0.0001)
Adjust 6 %	1.060	1.060	-
Calculated fuel Adjustment	0.0093	0.0092	(0.00013)


CITY OF QUINCY NET METER RATE

Wholesale Purchase Energy Cost	APRIL SERVICES	MAY SERVICES	VARIANCE
FPL Firm Energy	\$ 157,325.32	\$ 190,660.74	\$ 33,335.42
SEPA Energy	\$ 81,708.16	\$ 87,685.79	\$ 5,977.63
SEPA TOTAL BEFORE CREDIT	\$ 152,772.16	\$ 158,749.79	\$ 5,977.63
SEPA CREDIT	\$ (1,146.53)	\$ 4,142.41	\$ 5,288.94
calculate % of credit SEPA	-0.8%	2.6%	3.4%
net purchase power credit	\$ (613.21)	\$ 2,288.07	\$ 2,901.28
amount charged to Quincy	\$ 81,094.95	\$ 89,973.86	\$ 8,878.91
Total Cost	\$ 238,420.27	\$ 280,634.60	\$ 42,214.33
FP&L	6,691,000	8,114,000	1,423,000
SEPA	3,660,760	3,928,575	267,815
Total KWH	10,351,760	12,042,575	1,690,815
Wholesale Avoidance Cost	-0.02303	-0.0233	(0.00027)

Submitted By: Amanda Matthews
 Reviewed By: Marcia Carly, Finance Director

Category	No. of Payments	Value	%
Payroll Related	339	\$ 795,579.68	30%
Accounts Payable	304	\$ 1,825,449.66	70%
Checks/ NODs	643	\$ 2,621,029.34	100%

City of Quincy Disbursements



City of Quincy, Florida
Budget Transfers
Month of May 2023

Account Number	Description	Approved Budget	AMOUNT OVERDRAWN	Budget Funds Transferred To	Budget Funds Transferred From	Comment
001-210-521-10140	OVERTIME	\$ 500.00	\$ (110.93)	\$ 500.00		D Operating expenses exceed budget
001-210-521-10150	SPEC PAY-INCENTIVE-HOL LV BUYBACK	\$ 7,000.00			-\$500.00	D 10% criteria met per ordinance
001-210-521-30341	CONTRACTUAL SERVICES	\$ 20,000.00			-\$11,000.00	D Gasoline expenses exceed budget
001-210-521-30403	GAS & DIESEL	\$ 7,000.00	\$ (3,399.64)	\$ 5,000.00		D Operating expenses exceed budget
001-210-521-30511	OFFICE SUPPLIES-GENERAL	\$ 23,000.00			-\$7,000.00	D Overtime exceeded budget
001-220-521-10140	OVERTIME	\$ 100,000.00	\$ (3,383.60)	\$ 7,000.00		D Operating expenses exceed budget
001-220-521-10150	SPEC PAY-INCENTIVE-HOL LV BUYBACK	\$ 15,266.00	\$ (3,991.50)	\$ 5,000.00		D Operating expenses exceed budget
001-220-521-30404	OIL & GREASE	\$ 3,000.00	\$ (537.53)	\$ 1,000.00		D Operating expenses exceed budget
001-210-522-10220	RETIREMENT CONTRIBUTIONS	\$ 21,240.00	\$ (1,743.93)	\$ 10,000.00		D Operating expenses exceed budget
001-230-522-10220	RETIREMENT CONTRIBUTIONS	\$ 300,000.00			-\$10,000.00	D 10% criteria met per ordinance
404-520-533-30402	TRAVEL EXPENSE	\$ 200.00			-\$200.00	D Overtime exceeded budget
404-520-533-30405	TIRES	\$ 400.00			\$400.00	D Overtime exceeded budget
404-520-533-30440	RENTALS & LEASES	\$ 533.00			-\$270.00	D Overtime exceeded budget
404-539-533-10140	OVERTIME	\$ 7,000.00	\$ (128.46)	\$ 870.00		D Operating expenses exceed budget
001-110-511-30343	PROFESSIONAL SERVICES	\$ 25,000.00	\$ (2,118.66)	\$ 2,119.00		D Operating expenses exceed budget
001-110-511-30390	CONTINGENCIES-RESERVES	\$ 4,000.00			-\$2,119.00	D Operating expenses exceed budget
001-160-512-30343	PROFESSIONAL SERVICES	\$ 3,500.00	\$ (618.66)	\$ 1,000.00		D Operating expenses exceed budget
001-160-512-30402	TRAVEL EXPENSE	\$ 1,500.00			-\$1,000.00	D Operating expenses exceed budget
001-284-515-10140	OVERTIME	\$ -	\$ (74.16)	\$ 75.00		D Operating expenses exceed budget
001-284-515-30341	CONTRACTUAL SERVICES	\$ 7,500.00	\$ (6,900.00)	\$ 7,000.00		D Operating expenses exceed budget
001-284-515-30343	PROFESSIONAL SERVICES	\$ 40,000.00			-\$7,000.00	D Operating expenses exceed budget
001-284-515-30402	TRAVEL EXPENSE	\$ 1,000.00			-\$500.00	D Operating expenses exceed budget
001-284-515-30403	GAS & DIESEL	\$ 200.00	\$ (178.91)	\$ 500.00		D Operating expenses exceed budget
001-284-515-30461	REPAIR & MAINT. OFFICE EQUIPMENT	\$ 2,500.00	\$ (701.34)	\$ 500.00		D Operating expenses exceed budget
001-284-515-30511	ADVERTISEMENTS	\$ 3,600.00			-\$75.00	D 10% criteria met per ordinance
001-284-515-30500	OFFICE SUPPLIES GENERAL	\$ 5,000.00			-\$500.00	D 10% criteria met per ordinance
508-539-539-30341	CONTRACTUAL SERVICES	\$ -	\$ (148.00)	\$ 1,500.00		D Operating expenses exceed budget
508-539-539-30343	PROFESSIONAL SERVICES	\$ 150,000.00			-\$1,500.00	D 10% criteria met per ordinance
508-539-539-30360	ADMINISTRATIVE SERVICES	\$ 5,000.00			-\$736.00	D Operating expenses exceed budget
508-539-539-30403	GAS & DIESEL	\$ 500.00	\$ (158.19)	\$ 500.00		D Operating expenses exceed budget
508-539-539-30494	Software License	\$ -	\$ (235.45)	\$ 236.00		D Operating expenses exceed budget
001-260-513-30341	CONTRACTUAL SERVICES	\$ 12,057.00			-\$604.00	D 10% criteria met per ordinance
001-260-513-30402	TRAVEL EXPENSE	\$ 500.00	\$ (388.70)	\$ 389.00		D Operating expenses exceed budget
001-260-513-30491	OTHER OPERATING EXPENSE	\$ 500.00	\$ (214.52)	\$ 215.00		D Operating expenses exceed budget
001-310-572-30491	OTHER OPERATING EXPENSES	\$ 15,000.00	\$ (344.44)	\$ 345.00		D Operating expenses exceed budget
001-310-572-30492	MAINTENANCE OF TANYARD CREEK PARK	\$ 7,000.00	\$ (263.91)	\$ 264.00		D Operating expenses exceed budget
001-310-572-30523	OPERATING SUP - CHEM	\$ 4,000.00	\$ (457.82)	\$ 458.00		D Operating expenses exceed budget
001-310-572-30529	ATHLETIC EQUIPMENT - OTHER	\$ 3,000.00			-\$367.00	D Operating expenses exceed budget
001-310-572-30540	OTHER RECREATIONAL ACTIVITIES	\$ 7,000.00			-\$700.00	D 10% criteria met per ordinance
400-274-513-30280	Credit Card Processing Charges	\$ 138,134.00			-\$700.00	D 10% criteria met per ordinance
400-274-513-30491	OTHER OPERATING EXPENSES	\$ 6,000.00	\$ (21.00)	\$ 100.00		D Operating expenses exceed budget

City of Quincy, Florida
Budget Transfers
Month of May 2023

Account Number	Description	Approved Budget	AMOUNT OVERDRAWN	Budget Funds Transferred To	Budget Funds Transferred From	Comment
400-274-513-30495	Over or Under	\$ -	\$ (495.24)	\$ 600.00		D Operating expenses exceed budget
001-440-572-30463	REPAIR & MAINTENANCE-BLDGS. & GRNDS	\$ 7,500.00	\$ (812.52)	\$ 813.00		D Operating expenses exceed budget
001-440-572-60642	VEHICLES	\$ 35,000.00				D 10% criteria met per ordinance
001-110-511-30491	OTHER EXPENSES	\$ 14,000.00	\$ (7,531.97)	\$ 8,000.00		D Operating expenses exceed budget
001-230-522-10220	RETIREMENT CONTRIBUTIONS	\$ 300,000.00				D 10% criteria met per ordinance
402-520-535-30341	CONTRACTUAL SERVICES	\$ 7,400.00		\$ 10,000.00		D Operating expenses exceed budget
402-520-535-30343	PROFESSIONAL SERVICES	\$ 22,601.00				D Operating expenses exceed budget
402-520-535-30402	TRAVEL EXPENSE	\$ 200.00				D Operating expenses exceed budget
402-520-535-30465	COPIER REPAIRS	\$ 2,000.00				D Operating expenses exceed budget
402-520-535-30491	OTHER OPERATING EXPENSE	\$ 5,000.00				D Operating expenses exceed budget
402-531-535-30466	REPAIR & MAINTENANCE - PLANT	\$ 3,000.00				D Operating expenses exceed budget
402-540-535-10140	OVERTIME	\$ 7,000.00		\$ 2,000.00		D Operating expenses exceed budget
402-540-535-30403	GASOLINE & DIESEL	\$ 2,700.00		\$ 1,000.00		D Operating expenses exceed budget
402-540-535-60644	EQUIPMENT	\$ 130,500.00				D 10% criteria met per ordinance
403-520-531-30343	PROFESSIONAL SERVICES	\$ 20,000.00		\$ 10,000.00		D Operating expenses exceed budget
403-520-531-30522	OPERATING SUPPLIES - UNIFORMS	\$ 768.00		\$ 1,000.00		D Operating expenses exceed budget
403-591-531-30407	VEHICLE REPAIRS-LABOR & PARTS	\$ 20,000.00		\$ 4,000.00		D Operating expenses exceed budget
403-591-531-30469	CONTRACTUAL TREE TRIMMING & LINE CLEARING	\$ 16,561.00				D 10% criteria met per ordinance
403-591-531-30469	CONTRACTUAL TREE TRIMMING & LINE CLEARING	\$ 16,561.00				D Operating expenses exceed budget
403-591-531-60635	STREET LIGHTS	\$ 30,000.00				D Operating expenses exceed budget
404-520-533-30465	COPIER REPAIRS	\$ 2,000.00				D Operating expenses exceed budget
404-539-533-30403	GASOLINE & DIESEL	\$ 2,000.00		\$ 2,000.00		D Operating expenses exceed budget
	TOTAL BUDGET TRANSFERS			\$ 83,984.00	\$ (83,984.00)	
	D means Director Requested					

CITY OF QUINCY
FIXED ASSETS PURCHASES REPORT MAY 2023

Category	Approved Budget YTD	Actual YTD	% Budget YTD
BUILDING AND BUILDING IMPROVEMENTS	\$5,000.00	\$319.53	6%
EQUIPMENT	\$274,951.51	\$88,979.42	32%
OFFICE FURNITURE EQUIPMENT	\$19,108.00	\$7,394.24	39%
SIGNALIZATION AND STREET LIGHTS	\$55,000.00	\$2,063.43	4%
VEHICLES	\$238,035.76	\$149,453.63	63%
BEAUTIFICATION PROJECTS, CRA CATALYST PROJECTS, SENIOR ENERGY EFF PROGRAM	\$854,789.00	\$186,061.00	22%
INFRASTRUCTURE	\$220,328.78	\$199,415.54	91%
TOTAL	\$ 1,667,213.05	\$ 633,686.79	38%



Purchasing Card

FL CITY OF QUINCY
 XXXX-XXXX-XXXX-5777
 May 05, 2023 - June 04, 2023

Company Statement

Account Information	Payment Information	Account Summary
Mail Billing Inquiries to: BANKCARD CENTER PO Box 660441 Dallas, TX 75266-0441 TTY Hearing Impaired: Dial "711" Outside the U.S.: 1.509.353.6656 24 Hours For Lost or Stolen Card: 1.888.449.2273 24 Hours	Statement Date 06/04/23 Payment Due Date 06/16/23 Days in Billing Cycle 31 Credit Limit \$250,000 Cash Limit \$50,000 Total Payment Due \$9,641.90	Previous Balance \$8,130.19 Payments -\$8,130.19 Credits \$0.00 Cash \$0.00 Purchases \$9,641.90 Other Debits \$0.00 Overlimit Fee \$0.00 Late Payment Fee \$0.00 Cash Fees \$0.00 Other Fees \$0.00 Finance Charge \$0.00 Current Balance \$9,641.90

Important Messages

Please do not send payment. Your automatic payment is scheduled to be credited to this account on 06/16/23.

Global Card Access - your card information whenever, wherever and however you need it. From the dashboard, you can quickly check your credit limit, balance, available credit and recent card activity. Other features like View PIN, Change PIN, Lock Card and Alerts help you keep your card secure. For added convenience, you can easily view or download your current statement up to 12 months of past statements. Visit www.bofa.com/globalcardaccess to register your card and start using Global Card Access today.

Cardholder Activity Summary

Account Number Credit Limit	Credits	Cash	Purchases and Other Debits	Total Activity
--------------------------------	---------	------	-------------------------------	----------------

0813019 0964190 0964190 4715290003775777

Account Number: XXXX-XXXX-XXXX- 5777
 May 05, 2023 - June 04, 2023

Total Payment Due **\$9,641.90**
 Payment Due Date **06/16/23**

Enter payment amount

\$

BANK OF AMERICA
 PO BOX 15731
 WILMINGTON, DE 19886-5731

FL CITY OF QUINCY
 404 W JEFFERSON ST
 QUINCY, FL 32351-2328

Mall this coupon along with your check payable to:
 BANK OF AMERICA

FL CITY OF QUINCY
 XXXX-XXXX-XXXX-5777
 May 05, 2023 - June 04, 2023

Cardholder Activity Summary				
Account Number	Credits	Cash	Purchases and Other Debits	Total Activity
ASHLEY, TIMOTHY XXXX-XXXX-XXXX-6406	5,000	0.00	1,215.14	1,215.14
BELL, REGINALD XXXX-XXXX-XXXX-5834	5,000	0.00	4,286.63	4,286.63
CARTY, MARCIA XXXX-XXXX-XXXX-2942	11,401	0.00	55.99	55.99
DEPARTMENT, FIRE XXXX-XXXX-XXXX-5296	5,000	0.00	184.09	184.09
FAGG, DECODY XXXX-XXXX-XXXX-7970	5,000	0.00	1,518.25	1,518.25
NIXON, ROBERT XXXX-XXXX-XXXX-9847	5,000	0.00	257.45	257.45
RESOURCES, HUMAN XXXX-XXXX-XXXX-3874	2,000	0.00	427.36	427.36
SHACKELFORD, JANICE XXXX-XXXX-XXXX-1522	2,500	0.00	208.46	208.46
TRAINING, POLICE XXXX-XXXX-XXXX-1386	2,854	0.00	787.53	787.53
ZONING, PLANNING AND XXXX-XXXX-XXXX-6723	5,000	0.00	701.00	701.00

Transactions						
Date	Date	Description	Reference Number	MCC	Charge	Credit
FL CITY OF QUINCY						Total Activity
Account Number:XXXX-XXXX-XXXX-5777						-\$8,130.19
05/18	05/18	AUTO PAYMENT DEDUCTION		0071		8,130.19
ASHLEY, TIMOTHY						Total Activity
Account Number:XXXX-XXXX-XXXX-6406						1,215.14
05/08	05/06	GADSDEN MINI STORAG 850-875-1077 FL	24492153127831077071106	4225	85.00	
05/17	05/16	CHEVRON 0046852 ORANGE PARK FL	24692163136109308013767	5542	76.00	
05/17	05/16	WAL-MART #2626 LIVE OAK FL	24226383137091001014995	5411	188.32	
05/18	05/17	WM SUPERCENTER #1408 TALLAHASSEE FL	24445003138400197872215	5411	61.88	
05/19	05/18	AWARDS4U 850-878-7187 FL	24801973138872127558654	7399	217.99	
05/19	05/18	QUALITY DISCOUNT MEATS QUINCY FL	24755423138261388375283	5499	45.00	
05/19	05/18	KELLY'S JR 2 QUINCY FL	24801973139839004743393	5542	8.04	
05/19	05/18	AWARDS4U ECOM 850-878-7187 FL	24801973139286976000040	7399	396.36	
05/22	05/18	PIZZA HUT 039610 QUINCY FL	24943003139964240436431	5812	40.28	
05/22	05/19	PIGGLY WIGGLY - FOO QUINCY FL	24427333139720221497289	5411	31.25	
05/22	05/19	PIGGLY WIGGLY - FOO QUINCY FL	24427333139720221497347	5411	48.89	
05/22	05/19	DOLLARTREE QUINCY FL	2444500314000982327544	5331	16.13	
BELL, REGINALD						Total Activity
Account Number:XXXX-XXXX-XXXX-5834						4,286.63
05/12	05/11	TALLAHASSEE FORD TALLAHASSEE FL	24210733131206670500104	5511	861.83	
05/18	05/16	THE HOME DEPOT #0254 TALLAHASSEE FL	24943013137010190573780	5200	327.91	
05/18	05/16	THE HOME DEPOT #6374 TALLAHASSEE FL	24943013137010184305751	5200	774.66	
05/23	05/22	PIGGLY WIGGLY - FOO QUINCY FL	24427333142720218443002	5411	358.08	
05/25	05/24	WM SUPERCENTER #488 QUINCY FL	24445003145400203116640	5411	214.43	
05/26	05/25	SAMS CLUB#8120 TALLAHASSEE FL	24226383145360661384349	5300	624.50	
05/26	05/25	PIGGLY WIGGLY - FOO QUINCY FL	24427333145720220839707	5411	440.64	
05/26	05/25	PIGGLY WIGGLY - FOO QUINCY FL	24427333145720220840382	5411	104.54	
05/29	05/25	OFFICE DEPOT #447 TALLAHASSEE FL	24137463146100515639887	5943	104.97	
05/29	05/26	PIGGLY WIGGLY - FOO QUINCY FL	24427333146720222763417	5411	248.05	
05/29	05/26	PIGGLY WIGGLY - FOO QUINCY FL	24427333146720222763631	5411	101.12	
06/01	05/31	LOWES #00716* TALLAHASSEE FL	24692163151107877411283	5200	65.96	
06/02	05/31	THE HOME DEPOT #6374 TALLAHASSEE FL	24943013152010180283713	5200	59.94	

Transactions						
Posting Date	Transaction Date	Description	Reference Number	MCC	Charge	Credit
CARTY, MARCIA						Total Activity
Account Number: XXXX-XXXX-XXXX-2942						55.99
05/23	05/22	ZOOM.US 888-799-9666 WWW.ZOOM.US CA	24011343142000037074051	4814	55.99	
DEPARTMENT, FIRE						Total Activity
Account Number: XXXX-XXXX-XXXX-5296						184.09
05/18	05/17	WAL-MART #0488 QUINCY FL	24226383138091001322678	5411	184.09	
FAGG, DECODY						Total Activity
Account Number: XXXX-XXXX-XXXX-7970						1,518.25
05/08	05/05	ACADEMY SPORTS #112 TALLAHASSEE FL	24493983126400448000176	5941	99.98	
05/08	05/06	SHELL OIL 10014854003 WESLEY CHAPEL FL	24316053127548875172540	5542	50.00	
05/09	05/08	SAMS CLUB #8120 TALLAHASSEE FL	24445003129400201968919	5300	277.69	
05/15	05/11	THE HOME DEPOT #6374 TALLAHASSEE FL	24943013132010184212747	5200	25.00	
05/22	05/20	LOVE'S #379 LEE FL	24692163141102725645694	5542	26.00	
05/25	05/24	ROTO ROOTER 850-3865614 FL	24755423144261448141073	1711	783.50	
05/26	05/25	NIC*-EH ONLINE PERMITT EGOV.COM FL	24055233146400997000797	8099	256.08	
NIXON, ROBERT						Total Activity
Account Number: XXXX-XXXX-XXXX-9847						257.45
05/17	05/15	FLORIDA ASSOCIATION OF PR407-4327876 FL	24750763136900011512038	8699	120.00	
05/17	05/16	BUDGET NOTARY-FLORIDA 850-656-3028 FL	24055233136083351390871	7399	137.45	
RESOURCES, HUMAN						Total Activity
Account Number: XXXX-XXXX-XXXX-3874						427.36
05/22	05/20	LUMINARY HOTEL FT MYERS FL Arrival: 05/17/23	24055233140036502868330	3509	413.00	
06/01	05/31	WALGREENS #10147 QUINCY FL	24445003152000929475898	5912	14.36	
SHACKELFORD, JANICE						Total Activity
Account Number: XXXX-XXXX-XXXX-1522						208.46
05/11	05/10	WAL-MART #1408 TALLAHASSEE FL	24226383131400005948627	5411	105.48	
05/12	05/11	ADOBE *800-833-6687 ADOBE.LY/ENUSCA	24692163131104950967076	5734	19.99	
05/22	05/19	HILLYFIELDS FLORIST HTTPSHILLYFIEFL	24492163139000036714371	5992	82.99	
TRAINING, POLICE						Total Activity
Account Number: XXXX-XXXX-XXXX-1386						787.53
05/16	05/14	7-ELEVEN 37209 KISSIMMEE FL	24034543135001738090013	5542	43.81	
05/22	05/18	EMBASSY SUITES ORL-LBV-S KISSIMMEE FL Arrival: 05/14/23	24210733139036005386289	3695	743.72	
ZONING, PLANNING AND						Total Activity
Account Number: XXXX-XXXX-XXXX-6723						701.00
05/15	05/12	Gadsden County Quincy FL	24204293132006422069768	9211	10.35	
05/18	05/16	FLORIDA STATE UNIV 800-3368131 AZ	24388943137939121681306	8220	650.00	
05/24	05/23	USPS PO 1178450655 QUINCY FL	24137463144001558826328	9402	40.65	

Finance Charge Calculation

Your Annual Percentage Rate (APR) is the annual interest rate on your account.

	Annual Percentage Rate	Balance Subject to Interest Rate	Finance Charges by Transaction Type
PURCHASES	0.00%	\$0.00	\$0.00
CASH	0.00%	\$0.00	\$0.00

V = Variable Rate (rate may vary), Promotional Balance = APR for limited time on specified transactions.

BANK OF AMERICA				5/4/2023-06/4/2023		JUSTIFICATION
Department	Date	Amount	Vendor Name	GL Number		
TIMOTHY ASHLEY	5/6/2023	\$ 85.00	GADSDEN MINI STORAGE	001-210-521-30491	001-220-521-30493	RECORD STORAGE
TIMOTHY ASHLEY	5/16/2023	\$ 76.00	CHEVRON	001-220-521-30493	001-220-521-30493	PICK UP EQUIPMENT FOR POLICE DEPARTMENT
TIMOTHY ASHLEY	5/16/2023	\$ 188.32	WAL-MART	001-220-521-30405	001-220-521-30491	FLAT TIRE
TIMOTHY ASHLEY	5/17/2023	\$ 61.88	WM SUPERCENTER #1408	001-220-521-30491	001-220-521-30491	POLICE WEEK PARADE
TIMOTHY ASHLEY	5/18/2023	\$ 217.99	AWARDS4U	001-220-521-30491	001-220-521-30491	POLICE WEEK AWARDS
TIMOTHY ASHLEY	5/18/2023	\$ 45.00	QUALITY DISCOUNT MEAT	001-220-521-30491	001-220-521-30491	POLICE WEEK LUNCHEON
TIMOTHY ASHLEY	5/18/2023	\$ 8.04	KELLY JR 2	001-220-521-30491	001-220-521-30491	POLICE WEEK LUNCHEON
TIMOTHY ASHLEY	5/18/2023	\$ 396.36	AWARDS4U	001-220-521-30491	001-220-521-30491	POLICE WEEK AWARDS
TIMOTHY ASHLEY	5/18/2023	\$ 40.28	PIZZA HUT	001-220-521-30491	001-220-521-30491	POLICE WEEK LUNCHEON
TIMOTHY ASHLEY	5/19/2023	\$ 31.25	PIGGLY WIGGLY	001-220-521-30491	001-220-521-30491	POLICE WEEK LUNCHEON
TIMOTHY ASHLEY	5/19/2023	\$ 48.89	PIGGLY WIGGLY	001-220-521-30491	001-220-521-30491	POLICE WEEK LUNCHEON
TIMOTHY ASHLEY	5/19/2023	\$ 16.13	DOLLAR TREE	001-220-521-30491	001-220-521-30491	POLICE WEEK LUNCHEON
REGINALD BELL	5/11/2023	\$ 861.83	TALLAHASSEE FORD	001-450-541-30406	001-450-541-30406	PARTS FOR BUS REPAIR
REGINALD BELL	5/16/2023	\$ 327.91	THE HOME DEPOT	001-440-519-30463	001-440-519-30463	LIGHT FIXTURES FOR CITY HALL
REGINALD BELL	5/16/2023	\$ 774.66	THE HOME DEPOT	001-440-519-30463	001-440-519-30463	LIGHT FIXTURES FOR CITY HALL
REGINALD BELL	5/22/2023	\$ 358.08	PIGGLY WIGGLY	001-430-541-30530	001-430-541-30530	PUBLIC WORKS APPRECIATION WEEK
REGINALD BELL	5/24/2023	\$ 214.43	WM SUPERCENTER #488	001-430-541-30530	001-430-541-30530	SUPPLIES FOR APPRECIATION WEEK
REGINALD BELL	5/25/2023	\$ 624.50	SAMS CLUB #8120	001-430-541-30530	001-430-541-30530	CHAIRS FOR PUBLIC WORKS
REGINALD BELL	5/25/2023	\$ 440.64	PIGGLY WIGGLY	001-430-541-30530	001-430-541-30530	PUBLIC WORKS APPRECIATION WEEK
REGINALD BELL	5/25/2023	\$ 104.54	PIGGLY WIGGLY	001-430-541-30530	001-430-541-30530	PUBLIC WORKS APPRECIATION WEEK
REGINALD BELL	5/25/2023	\$ 104.97	OFFICE DEPOT #447	001-410-529-30491	001-410-529-30491	PUBLIC WORKS APPRECIATION WEEK
REGINALD BELL	5/26/2023	\$ 248.05	PIGGLY WIGGLY	001-430-541-30530	001-430-541-30530	FOOD FOR APPRECIATION WEEK
REGINALD BELL	5/26/2023	\$ 101.12	PIGGLY WIGGLY	001-430-541-30530	001-430-541-30530	FOOD FOR APPRECIATION WEEK
REGINALD BELL	5/31/2023	\$ 65.96	LOWES #00716	001-440-519-30463	001-440-519-30463	BUGS FOR CITY HALL
REGINALD BELL	5/31/2023	\$ 59.94	THE HOME DEPOT	001-440-519-30463	001-440-519-30463	BUGS FOR CITY HALL
MARGA CARTY	5/22/2023	\$ 55.99	ZOOM.US	001-110-511-30491	001-110-511-30491	ZOOM SERVICE FOR COMMISSION USE
FIRE DEPARTMENT	5/17/2023	\$ 184.09	WAL-MART #0488	001-210-522-30521	001-210-522-30521	CLEANING SUPPLIES
DECODY FAGG	5/5/2023	\$ 99.98	ACADEMY SPORTS #112	001-310-572-30530	001-310-572-30530	TENTS FOR TRACK TEAM
DECODY FAGG	5/6/2023	\$ 50.00	SHELL OIL	001-310-572-30403	001-310-572-30403	REFUEL TAMPA TRIP
DECODY FAGG	5/8/2023	\$ 277.69	SAMS CLUB #8120	001-310-572-30526	001-310-572-30526	CONCESSION TEE-BALL
DECODY FAGG	5/11/2023	\$ 25.00	THE HOME DEPOT	001-440-572-30463	001-440-572-30463	MEASUREMENT FEE
DECODY FAGG	5/20/2023	\$ 26.00	LOVES #979	001-310-572-30403	001-310-572-30403	TRACK MEET REFUEL
DECODY FAGG	5/24/2023	\$ 783.50	ROTO ROOTER	001-440-572-30463	001-440-572-30463	TOILET REPAIR
DECODY FAGG	5/25/2023	\$ 256.08	NIC-EH ONLINE PERMIT	001-310-572-30524	001-310-572-30524	POOL PERMIT
ROBERT NIXON	5/15/2023	\$ 120.00	FLORIDA ASSOCIATION OF PR	001-160-512-30491	001-160-512-30491	MEMBERSHIP FAPPD BRUNSON
ROBERT NIXON	5/16/2023	\$ 137.45	BUDGET NOTARY-FLORIDA	001-160-512-30491	001-160-512-30491	NOTARY CERTIFICATION BRUNSON
HUMAN RESOURCES	5/20/2023	\$ 413.00	LUMINARY HOTEL	001-260-513-30402	001-260-513-30402	INSURANCE TRAINING HANNIGON
HUMAN RESOURCES	5/31/2023	\$ 14.36	WALGREENS #10147	001-110-511-30491	001-110-511-30491	PHOTOS FOR LOBBY WALL
JANICE SHACKELFORD	5/11/2023	\$ 105.48	WAL-MART #1408	001-130-519-30491	001-130-519-30491	VETERANS MEMORIAL FRAMES
JANICE SHACKELFORD	5/19/2023	\$ 82.99	HILLYIELDSFLORIST	001-130-519-30491	001-130-519-30491	ADORE MONTHLY SUBSCRIPTION
JANICE SHACKELFORD	5/14/2023	\$ 43.81	7-ELEVEN 37209	001-220-521-30493	001-220-521-30493	FLOWERS SENT ON BEHALF OF COMM WOODS
POLICE TRAINING	5/18/2023	\$ 743.72	EMBASSY SUITES	001-220-521-30493	001-220-521-30493	TRAINING MONROE
POLICE TRAINING	5/18/2023	\$ 10.35	GADGIDEN COUNTY	001-284-515-30491	001-284-515-30491	LEIN RELEASE
PLANNING & ZONING	5/16/2023	\$ 650.00	FLORIDA STATE UNIV	001-284-515-30493	001-284-515-30493	CODE ENFORCEMENT TRAINING ROBINSON
PLANNING & ZONING	5/23/2023	\$ 40.65	USPS PO	001-284-515-30491	001-284-515-30491	CERTIFIED MAIL CODE ENFORCEMENT
		\$ 9,641.90				

Reports, Requests, and Communications by the City Manager

Approval of the Purchase
of Check Valve
Replacement for
High Service Pump #1

**CITY OF QUINCY, FLORIDA
REGULAR CITY COMMISSION
AGENDA REQUEST**

Date of Meeting: June 27, 2023

Date Submitted: June 20, 2023

To: Honorable Mayor and Members of the City Commission

From: Rob Nixon, City Manager
Richard Ash, Utilities Director

Subject: Approval of the Purchase of Check Valve Replacement for High Service Pump #1

Statement of Issue/Justification: The check valve for the high service pump (HSP) #1 is located at the Adams Street Water Plant. The high-service pump's function is to pump water from the ground storage tanks into the distribution system. The check valve on the high-service pump hydraulically closes when the pump operates to ensure that water pressure is not suddenly shut off so as not to send a pressure wave into the distribution system that could break water lines. The check valve for HSP #1 has been leaking for the past three years. Utility employees used epoxy metal to make a temporary repair on the check valve faces which has helped but it has not completely stopped the internal leakage just slowed it down. The fear is that the check valve will fail completely which could lead to damage to the water distribution system.

Conclusion/Background/Recommendations: In fiscal 2023 approved budget funds were approved for the replacement of the check valve for high-service pump #1. Utilities requested quotes for a replacement of the check valve for high-service pump #1. We received three quotes, the lowest being from Flotech in the amount of \$14,918.44.

General Recommendation: Staff recommends the Commission approve the purchase of a Flotech check valve for high service pump # 1 for the price of \$14,918.44.

GL Number: 404-539-533-30467

Options:

Option 1: Vote to approve the purchase of a Flotech check valve for high-service pump # 1 for the price of \$14,918.44.

Option 2. Advise staff on how to move forward.

Staff Recommendation:

Option 1

Attachment(s): Flotech, Consolidated Pipe and Fluid Control Specialties quotes for check valve replacement.

CONSOLIDATED PIPE AND SUPPLY CO., INC.
CUSTOMER QUOTE

4453 ENTREPOT BLVD
TALLAHASSEE FL 32310

Quote Nbr: 350031 000
Quote Date: 4/18/2023

Page 1

0004 - STEVE DAVIS
PHONE 850-575-0846
FAX 850-575-0940
TOLL FREE

Job: 8 PLUG VALVES/8 CHECK VALVES

Good Until: 5/18/2023
To: STEVE DAVIS
Email: STEVE.DAVIS@CPSPIPE.COM

Line	Qty	Size/Wall/Description	Price	Extended Price
1	1.0	8 VALMATIC 5608F/F816.3XP FLG PV	2,215.00 EA	2,215.00
2	1.0	8 VALMATIC VM9080T TILT DISC CKV	16,594.00 EA	16,594.00

Total: 18,809.00

LINE 1: 6-8 WEEKS
LINE 2: 32-34 WEEKS



Your Valve & Automation Experts

FLOTECH LLC
 136 EASTPORT RD
 JACKSONVILLE FL 32218
 Telephone: 904-358-1849
 Fax: 904-265-7921

QUOTATION

QUOTE NO. 790454	DATE 04/13/23
VALID UNTIL 05/13/23	

Page 1 of 1

Sold to

JACOBS ENGINEERING GROUP INC
 A&T-TG-AP@JACOBS.COM
 KINGS BAY, GA 31547

Ship to

JACOBS ENGINEERING GROUP INC
 1041 E BUTLER RD
 GREENVILLE, SC 29607-5725

BUYER TERRY PRESNAL	CUSTOMER REF NO. CITY OF QUINCY	SHIP VIA BEST WAY	F.O.B.	FREIGHT Prepaid & Add			
CUST. NO. 889003	INSIDE SALESMAN Jason Wendecker	ACCOUNT MANAGER Municipal Florida	TERMS Net 30	QUOTE LEAD TIME TBD - WAITING ON FACTORY TO CONFIRM			
Part No.	Description			Whse	Qty	Unit Price	Ext. Price

IF FAVORED WITH AN ORDER, PLEASE ISSUE PURCHASE ORDER TO HENRY PRATT

VALVE QUOTED IS IMPORT AND DOES NOT MEET DOMESTIC/AIS/BAA/BABA REQUIREMENTS

08-TD11SS-UMDP	8 125 DI FLG TILTING DISC CHECK VALVE SS SEAT EXT IND W/ UPPER MOUNT DASHPOT PRATT 08-TD11SS-UMDP	06	1	\$12,274.00	\$12,274.00
	START-UP ASSISTANCE, TRAINING AND/OR ON SITE INSPECTION (PER DAY)	07	1	\$1,800.00	\$1,800.00

Subtotal	\$14,074.00
Tax	\$844.44
TOTAL	\$14,918.44

All Sales and Invoices are subject to 1-1/2% late fee, per month, based on Invoice Date.

LIMITATION OF LIABILITY: UNDER NO CIRCUMSTANCES SHALL FLOTECH LLC BE LIABLE TO PURCHASER FOR INCIDENTAL, CONSEQUENTIAL OR OTHER DAMAGES IN EXCESS OF AN AMOUNT EQUAL TO THE NET CONTRACT VALUE OF THE PRODUCTS PROVIDED BY FLOTECH TO PURCHASER WITH THIS QUOTATION UNDER OR IN CONNECTION WITH ORDERS FOR PRODUCTS AND THESE TERMS AND CONDITIONS, WHETHER ANY CLAIM FOR RECOVERY IS BASED UPON OR ARISES OUT OF THEORIES OF BREACH OF CONTRACT, BREACH OF WARRANTY, INDEMNIFICATION, NEGLIGENCE, TORT (INCLUDING STRICT LIABILITY) OR OTHERWISE. FURTHERMORE, UNDER NO CIRCUMSTANCE SHALL THIS PROVISION OR ANY OF FLOTECH'S STANDARD TERMS AND CONDITIONS BE MODIFIED BY ANY CONTRARY TERM OR CONDITION CONTAINED IN ANY PURCHASER REQUEST FOR PROPOSAL, ORDER FORM, PURCHASE ORDER OR SIMILAR DOCUMENT UNLESS NEGOTIATED, SUPPORTED BY A SEPARATE CONSIDERATION, AGREED TO IN WRITING AND SIGNED BY BOTH PURCHASER AND FLOTECH, LLC.

Approval to Award the Bid
to Installation of an 8”
Water Line across Hwy 90

**CITY OF QUINCY, FLORIDA
REGULAR CITY COMMISSION
AGENDA REQUEST**

Date of Meeting: June 27, 2023

Date Submitted: June 20, 2023

To: Honorable Mayor and Members of the City Commission

From: Rob Nixon, City Manager
Richard Ash, Utilities Director

Subject: Approval to Award the Bid to Installation of an 8" Water Line across Hwy 90

Statement of Issue/Justification: Stones Hardware is constructing a new building on Hwy 90 in Quincy. The management of Stones Hardware requested specific water pressure and flow at the new location to meet the required demands for a fire suppression system. The City of Quincy Utilities tested water pressure and flow at several existing water line locations, and it was determined that we presently were not able to deliver the required water pressure and flow needed at the new location. The City of Quincy Utilities engaged Dewberry Engineering to perform an analysis of the existing water system and provide the most cost-effective modification to the water system to provide the needed water pressure and flow. That recommendation was to install an 8' water line under Hwy 90 which will tie into an existing 8" water main along the south side of US 90. The new 8" water line will provide water pressure of 50 psi Static, 37 psi Residual and water flow of 900 GPM which will meet the demand requirements for the Stones Hardware fire suppression system. The project was designed, permitted by FDOT, and sent out for bids to construct. Bids were received from North Florida Construction Inc. and Dixie Sitework & Utilities, Inc.

Conclusion/Background/Recommendations: In the City of Quincy Utilities' water budget, funds to install the water line across Hwy 90 are available. Utilities requested quotes for the installation of the proposed 8" water line. We received two quotes, the lowest being from North Florida Construction Inc. in the amount of \$94,000.00.

General Recommendation: Staff recommends the Commission approve to an award of bid to install an 8" water line to North Florida Construction Inc. for the price of \$94,000.00.

GL Number: 404-539-533-10140

Options:

Option 1: Vote to approve the award of the bid to install an 8" water line to North Florida Construction Inc. for the price of \$94,000.00.

Option 2: Advise staff on how to move forward.

Staff Recommendation:

Option 1

Attachment(s): North Florida Construction Inc. and Dixie Sitework & Utilities, Inc. quotes for the installation of an 8" water line across Hwy 90.

BID BOND

Any singular reference to Bidder, Surety, Owner or other party shall be considered plural where applicable.

BIDDER (Name and Address): Dixie Sitework & Utilities, Inc.
 1085 Commerce Blvd.
 Midway, FL 32343

SURETY (Name, and Address of Principal Place of Business): Granite Re, Inc.
 14001 Quailbrook Drive
 Oklahoma City, OK 73134

OWNER: The City of Quincy
 404 West Jefferson Street
 Quincy, FL 32351

BID
 Bid Due Date: May 31, 2023
 Description: **Stones Fire Line Extension**

BOND
 Bond Number: N/A
 Date: May 31, 2023
 Penal sum Five Percent of Bid Amount \$ 5%
 (Words) (Figures)

Surety and Bidder, intending to be legally bound hereby, subject to the terms set forth below, do each cause this Bid Bond to be duly executed by an authorized officer, agent, or representative.

<p>BIDDER Dixie Sitework & Utilities, Inc. (Seal) Bidder's Name and Corporate Seal</p> <p>By: <u>[Signature]</u> Signature</p> <p><u>Josh Eades</u> Print Name</p> <p><u>Vice President</u> Title</p> <p>Attest: <u>[Signature]</u> Signature</p> <p><u>Office Manager</u> Title</p>	<p>SURETY Granite Re, Inc. (Seal) Surety's Name and Corporate Seal</p> <p>By: <u>[Signature]</u> Signature (Attach Power of Attorney)</p> <p><u>Hugh Weeks</u> Print Name</p> <p><u>Attorney-In-Fact</u> Title</p> <p>Attest: <u>[Signature]</u> Signature</p> <p><u>Kyle McDonald, Assistant Secretary</u> Title</p>
--	---

Note: Addresses are to be used for giving any required notice.
 Provide execution by any additional parties, such as joint venturers, if necessary.

1. Bidder and Surety, jointly and severally, bind themselves, their heirs, executors, administrators, successors, and assigns to pay to Owner upon default of Bidder the penal sum set forth on the face of this Bond. Payment of the penal sum is the extent of Bidder's and Surety's liability. Recovery of such penal sum under the terms of this Bond shall be Owner's sole and exclusive remedy upon default of Bidder.
2. Default of Bidder shall occur upon the failure of Bidder to deliver within the time required by the Bidding Documents (or any extension thereof agreed to in writing by Owner) the executed Agreement required by the Bidding Documents and any performance and payment bonds required by the Bidding Documents.
3. This obligation shall be null and void if:
 - 3.1 Owner accepts Bidder's Bid and Bidder delivers within the time required by the Bidding Documents (or any extension thereof agreed to in writing by Owner) the executed Agreement required by the Bidding Documents and any performance and payment bonds required by the Bidding Documents, or
 - 3.2 All Bids are rejected by Owner, or
 - 3.3 Owner fails to issue a Notice of Award to Bidder within the time specified in the Bidding Documents (or any extension thereof agreed to in writing by Bidder and, if applicable, consented to by Surety when required by Paragraph 5 hereof).
4. Payment under this Bond will be due and payable upon default of Bidder and within 30 calendar days after receipt by Bidder and Surety of written notice of default from Owner, which notice will be given with reasonable promptness, identifying this Bond and the Project and including a statement of the amount due.
5. Surety waives notice of any and all defenses based on or arising out of any time extension to issue Notice of Award agreed to in writing by Owner and Bidder, provided that the total time for issuing Notice of Award including extensions shall not in the aggregate exceed 120 days from the Bid due date without Surety's written consent.
6. No suit or action shall be commenced under this Bond prior to 30 calendar days after the notice of default required in Paragraph 4 above is received by Bidder and Surety and in no case later than one year after the Bid due date.
7. Any suit or action under this Bond shall be commenced only in a court of competent jurisdiction located in the state in which the Project is located.
8. Notices required hereunder shall be in writing and sent to Bidder and Surety at their respective addresses shown on the face of this Bond. Such notices may be sent by personal delivery, commercial courier, or by United States Registered or Certified Mail, return receipt requested, postage pre-paid, and shall be deemed to be effective upon receipt by the party concerned.
9. Surety shall cause to be attached to this Bond a current and effective Power of Attorney evidencing the authority of the officer, agent, or representative who executed this Bond on behalf of Surety to execute, seal, and deliver such Bond and bind the Surety thereby.
10. This Bond is intended to conform to all applicable statutory requirements. Any applicable requirement of any applicable statute that has been omitted from this Bond shall be deemed to be included herein as if set forth at length. If any provision of this Bond conflicts with any applicable statute, then the provision of said statute shall govern and the remainder of this Bond that is not in conflict therewith shall continue in full force and effect.
11. The term "Bid" as used herein includes a Bid, offer, or proposal as applicable.

ARTICLE 1 – BID RECIPIENT

1.01 This Bid is submitted to:

Mailing Address:

*The City of Quincy
404 West Jefferson Street
Quincy, FL 32551*

Physical Address:

*The City of Quincy
404 West Jefferson Street
Quincy, FL 32551*

1.02 The undersigned Bidder proposes and agrees, if this Bid is accepted, to enter into an Agreement with Owner in the form included in the Bidding Documents to perform all Work as specified or indicated in the Bidding Documents for the prices and within the times indicated in this Bid and in accordance with the other terms and conditions of the Bidding Documents.

ARTICLE 2 – BIDDER’S ACKNOWLEDGEMENTS

2.01 Bidder accepts all of the terms and conditions of the Instructions to Bidders, including without limitation those dealing with the disposition of Bid security. This Bid will remain subject to acceptance for 60 days after the Bid opening, or for such longer period of time that Bidder may agree to in writing upon request of Owner.

ARTICLE 3 – BIDDER’S REPRESENTATIONS

3.01 In submitting this Bid, Bidder represents that:

A. Bidder has examined and carefully studied the Bidding Documents, and any data and reference items identified in the Bidding Documents, and hereby acknowledges receipt of the following Addenda:

<u>Addendum No.</u>	<u>Addendum Date</u>
None	
_____	_____
_____	_____
_____	_____

B. Bidder has visited the Site, conducted a thorough, alert visual examination of the Site and adjacent areas, and become familiar with and satisfied itself as to the general, local, and Site conditions that may affect cost, progress, and performance of the Work.

C. Bidder is familiar with and has satisfied itself as to all Laws and Regulations that may affect cost, progress, and performance of the Work.

D. Bidder has carefully studied all: (1) reports of explorations and tests of subsurface conditions at or adjacent to the Site and all drawings of physical conditions relating to existing surface or subsurface structures at the Site that have been identified in the Supplementary Conditions, especially with respect to Technical Data in such reports and drawings, and (2) reports and drawings relating to Hazardous Environmental Conditions, if

any, at or adjacent to the Site that have been identified in the Supplementary Conditions, especially with respect to Technical Data in such reports and drawings.

- E. Bidder has considered the information known to Bidder itself; information commonly known to contractors doing business in the locality of the Site; information and observations obtained from visits to the Site; the Bidding Documents; and any Site-related reports and drawings identified in the Bidding Documents, with respect to the effect of such information, observations, and documents on (1) the cost, progress, and performance of the Work; (2) the means, methods, techniques, sequences, and procedures of construction to be employed by Bidder; and (3) Bidder's safety precautions and programs.
- F. Bidder agrees, based on the information and observations referred to in the preceding paragraph, that no further examinations, investigations, explorations, tests, studies, or data are necessary for the determination of this Bid for performance of the Work at the price bid and within the times required, and in accordance with the other terms and conditions of the Bidding Documents.
- G. Bidder is aware of the general nature of work to be performed by Owner and others at the Site that relates to the Work as indicated in the Bidding Documents.
- H. Bidder has given Engineer written notice of all conflicts, errors, ambiguities, or discrepancies that Bidder has discovered in the Bidding Documents, and confirms that the written resolution thereof by Engineer is acceptable to Bidder.
- I. The Bidding Documents are generally sufficient to indicate and convey understanding of all terms and conditions for the performance and furnishing of the Work.
- J. The submission of this Bid constitutes an incontrovertible representation by Bidder that Bidder has complied with every requirement of this Article, and that without exception the Bid and all prices in the Bid are premised upon performing and furnishing the Work required by the Bidding Documents.

ARTICLE 4 – BIDDER'S CERTIFICATION

4.01 Bidder certifies that:

- A. This Bid is genuine and not made in the interest of or on behalf of any undisclosed individual or entity and is not submitted in conformity with any collusive agreement or rules of any group, association, organization, or corporation;
- B. Bidder has not directly or indirectly induced or solicited any other Bidder to submit a false or sham Bid;
- C. Bidder has not solicited or induced any individual or entity to refrain from bidding; and
- D. Bidder has not engaged in corrupt, fraudulent, collusive, or coercive practices in competing for the Contract. For the purposes of this Paragraph 4.01.D:
 - 1. "corrupt practice" means the offering, giving, receiving, or soliciting of any thing of value likely to influence the action of a public official in the bidding process;
 - 2. "fraudulent practice" means an intentional misrepresentation of facts made (a) to influence the bidding process to the detriment of Owner, (b) to establish bid prices at artificial non-competitive levels, or (c) to deprive Owner of the benefits of free and open competition;

DIXIE PAV.

3. "collusive practice" means a scheme or arrangement between two or more Bidders, with or without the knowledge of Owner, a purpose of which is to establish bid prices at artificial, non-competitive levels; and
4. "coercive practice" means harming or threatening to harm, directly or indirectly, persons or their property to influence their participation in the bidding process or affect the execution of the Contract.

ARTICLE 5 – BASIS OF BID

- 5.01 Bidder will complete the Work in accordance with the Contract Documents for the following price(s):

Item No.	Description	Qty.	Unit	Bid Unit Price	Total Bid Price
Construction Costs					
1.01	Erosion Control	1	LS	\$10,375.89	\$10,375.89
1.02	10" WM HDPE DR-11 (HDD) with Transition Fittings	170	LF	\$ 327.53	\$55,680.36
1.03	8" SS Tapping Sleeve	1	EA	\$ 5,728.00	\$5,728.00
1.04	8" DI Tapping Valve	1	EA	\$ 6,540.00	\$6,540.00
1.05	8" DI MJ 90° Bend	2	EA	\$ 2,020.00	\$4,040.00
1.06	8" DI MJ 11.25° Bend	1	EA	\$ 2,989.55	\$2,989.55
1.07	Fire Hydrant with Assembly	1	EA	\$ 11,325.00	\$ 11,325.00
1.08	8" DI MJ Gate Valve and Cap	1	EA	\$ 4,607.00	\$ 4,607.00
1.09	8" DI MJ Tee	1	EA	\$ 1,311.00	\$1,311.00
1.10	8" x 6" Reducer	1	EA	\$803.00	\$803.00
TOTAL BASE BID					\$ 103,399.80

ARTICLE 6 – TIME OF COMPLETION

- 6.01 Bidder agrees that the Work will be substantially complete and will be completed and ready for final payment in accordance with Paragraph 15.06 of the General Conditions on or before the dates or within the number of calendar days indicated in the Agreement.
- 6.02 Bidder accepts the provisions of the Agreement as to liquidated damages.

ARTICLE 7 – ATTACHMENTS TO THIS BID

- 7.01 The following documents are submitted with and made a condition of this Bid:
- A. Required Bid security;
 - B. List of Proposed Subcontractors;
 - C. List of Proposed Suppliers;
 - D. Evidence of authority to do business in the state of the Project; or a written covenant to obtain such license within the time for acceptance of Bids;
 - E. Contractor's License No.: CUC1225370

- F. Public Entity Crimes
- G. Anti-Collusion
- H. Conflict of Interest
- I. Drug-Free Workplace

ARTICLE 8 – DEFINED TERMS

8.01 The terms used in this Bid with initial capital letters have the meanings stated in the Instructions to Bidders, the General Conditions, and the Supplementary Conditions.

ARTICLE 9 – BID SUBMITTAL

BIDDER: *Indicate correct name of bidding entity*

Dixie Sitework & Utilities, Inc.

By:
Signature

Printed name Josh Eades

(If Bidder is a corporation, a limited liability company, partnerships, or a joint venture, attach evidence of authority to sign.)

Attest:
Signature

Printed name

Title:

Submittal Date: 5/31/23

Address for giving notices:

1085 Commerce Blvd.

Midway, Fl. 32343

Telephone Number: 850-562-9873

Fax Number: 850-562-9875

Contact Name and e-mail address: Josh Eades

josh@dixiesui.com

Bidder's License No.: CUC1225370

(where applicable)

SECTION 00262- SWORN STATEMENT UNDER SECTION 287.133(3)(a),
FLORIDA STATUTES, ON PUBLIC ENTITY CRIMES


THIS FORM MUST BE SIGNED AND SWORN TO IN THE PRESENCE OF A NOTARY
PUBLIC OR OTHER OFFICIAL AUTHORIZED TO ADMINISTER OATHS

- 1. This sworn statement is submitted to CITY OF QUINCY
by JOSEPH EADES
For DIXIE SITEWORK & UTILITIES, INC.
Whose business address is 1085 COMMERCIAL BLVD.
MIDWAY, FL 32343

and (if applicable) its Federal Employer Identification Number (FEIN) is 59-2471018
(if the entity has no FEIN, include the Social Security Number of the individual signing this
sworn statement): _____

- 2. I understand that a "public entity crime" as defined in Section 287.133 (1)(g), Florida Statutes, means a violation of any state or federal law by a person with respect to and directly related to the transaction of business with any public entity or with an agency of political subdivision of any other state or with the United States, including, but not limited to, any bid or contract for goods or services to be provided to any public entity or such an agency or political subdivision of any other state or of the United States and involving antitrust, fraud, theft, bribery, collusion, racketeering, conspiracy, or material misrepresentation.
- 3. I understand that "convicted" or "conviction" as defined in Paragraph 287.133 (1)(b), Florida Statutes, means a finding of guilt or a conviction of a public entity crime, with or without an adjudication of guilt, in any federal or state trial court of record relating to charges brought by indictment or information after July 1, 1989, as a result of a jury verdict, non-jury trial, or entry of a plea of guilty or nolo contendere.
- 4. I understand that "affiliate" as defined in Paragraph 287.133 (1)(a), Florida Statutes, means:
 - (a.) A predecessor or successor of a person or a corporation convicted of a public entity crime, or

- (b.) An entity under the control of any natural person who is active in the management of the entity and who has been convicted of a public entity crime. The term "affiliate" includes officers, directors, executives, partners, shareholders, employees, members and agents who are active in the management of an affiliate. The ownership by one person of shares constituting a controlling interest in another person, or a pooling agreement of equipment or income among persons when not for fair market value under an arm's length agreement, shall be a prima facie case that one person controls another person. A person knowingly enters into a joint venture with a person who has been convicted of a public entity crime in Florida during the preceding 36 months shall be considered an affiliate.
5. I understand that a "person" as defined in Paragraph 287.133 (1)(e), Florida Statute, means any natural person or entity organized under the laws of any state or of the United States with the legal power to enter in to a binding contract and which bids or applied to bid on contracts for the provision of goods or services let by a public entity, or which otherwise transacts or applies to transact business with a public entity. The term "persons" includes those officers, directors, executives, partners, shareholders, employees, members, and agents who are active in management of an entity.
6. Based on information and belief, the statement which I have marked below is true in relation to the entity submitting this sworn statement. [Indicate which statement applies.]

 Neither the entity submitting this sworn statement, nor any of its officers, directors, executives, partners, shareholders, employees, members, or agents who are active in the management of the entity, nor any affiliate of the entity has been charged with and convicted of a public entity crime subsequent to July 1, 1989.

_____The entity submitting this sworn statement, or one or more of its officers, directors, executives, partners, share holders, employees, members, or agents who are active in the management of the entity, or an affiliate of the entity has been charged with and convicted of a public entity crime subsequent to July 1, 1989.

_____The entity submitting this sworn statement, or one or more of its officers, directors, executives, partners, shareholders, employees, members, or agents who are active in the management of the entity, or an affiliate of the entity has been charged with and convicted of a public entity crime subsequent to July 1, 1989. However, there has been a subsequent proceeding before a Hearing Office of the State of Florida, Division of Administrative Hearings and the Final Order entered by the Hearing Officer determined that it was not in the public interest to place the entity submitting this sworn statement on the convicted vender list. [Attach a copy of the final order]

I UNDERSTAND THAT THE SUBMISSION OF THIS FORM TO THE CONTRACTING OFFICER FOR THE PUBLIC ENTITY IDENTIFIED IN PARAGRAPH 1(ONE) ABOVE IS FOR THE PUBLIC ENTITY ONLY AND, THAT THIS FORM IS VALID THROUGH DECEMBER 31 OF THE CALENDAR YEAR WHICH IT IS FILED. I ALSO UNDERSTAND THAT I AM REQUIRED TO INFORM THE PUBLIC ENTITY PRIOR TO ENTERING INTO A CONTRACT IN EXCESS OF THE THRESHOLD AMOUNT PROVIDED IN SECTION 287.017, **FLORIDA STATUTES** FOR CATEGORY TWO OF ANY CHANGE IN THE INFORMATION **CONTAINED** IN THIS FORM.



Signature

Sworn to and subscribed before me this 31st day of May, 2023

Personally known _____


OR Produced identification _____

Notary Public- State of Florida
My commission expires 02.18.2024

Kathleen Horne

[printed, typed or stamped
commissioned name of notary
public]

END OF SECTION 00262



SECTION 00302-

ANTI-COLLUSION STATEMENT

I hereby attest that I am the person responsible within my company for the final decision as to the price(s) and amount of this bid or, if not, that I have written authorization, enclosed herewith, from that person to make the statements set out below on his or her behalf and on behalf of my company.

I further attest that:

1. The price(s) and amount of this bid have been arrived at independently, without consultation, communication or agreement for the purpose or with the effect of restricting competition with any other company or person who is a bidder or potential prime bidder.
2. Neither the price(s) nor the amount of this bid have been disclosed to any other company or person who is a bidder or potential prime bidder on this project, and will not be so disclosed prior to bid opening.
3. Neither the prices nor the amount of the bid of any other company or person who is a bidder or potential prime bidder on this project have been disclosed to me or my company.
4. No attempt has been made to solicit, cause or induce any company or person who is a bidder or potential prime bidder to refrain from bidding on this project, or to submit a bid higher than the bid of this company, or any intentionally high or noncompetitive bid or other form of complementary bid.
5. No agreement has been promised or solicited for any other company or person who is a bidder or potential prime bidder on this project to submit an intentionally high, noncompetitive or other form of complementary bid on this project.
6. The bid of my company is made in good faith and not pursuant to any consultation, communication, agreement or discussion with, or inducement or solicitation by or from any company or person to submit any intentionally high, noncompetitive or other form of complementary bid.
7. My company has not offered or entered into a subcontract or agreement regarding the purchase or sale of materials or services from any company or person, or offered, promised or paid cash or anything of value to any company or person, whether in connection with this or any other project, in consideration for an agreement or promise by any company or person to refrain from bidding or to submit any intentionally high, noncompetitive or other form of complementary bid or agreeing or promising to do so on this project.
8. My company has not accepted or been promised any subcontract or agreement regarding the sale of materials or services to any company or person, and has not been promised or paid cash or anything of value by any company or person, whether in connection with this or any other project, in consideration for my company's submitting any intentionally high, noncompetitive or other form of complementary bid, or agreeing or promising to do so, on this project.

9. I have made a diligent inquiry of all members, officers, employees, and agents of my company with responsibilities relating to the preparation, approval or submission of my company's bid on this project and have been advised by each of them that he or she has not participated in any communication, consultation, discussion, agreement, collusion, or other conduct inconsistent with any of the statements and representations made in this affidavit.
10. I understand and my company understands that any misstatement in this affidavit is and shall be treated as a fraudulent concealment from the Florida Department of Transportation, of the true facts relating to submission of bids for this contract.

I DECLARE UNDER PENALTY OF PERJURY IN THE SECOND DEGREE, AND ANY OTHER APPLICABLE STATE OR FEDERAL LAWS, THAT THE STATEMENTS MADE ON THIS DOCUMENT ARE TRUE AND COMPLETE TO THE BEST OF MY KNOWLEDGE.



 Signature

DIXIE SATELITE & UTILITIES, INC.

 Company Name

VICE PRESIDENT

 Title

1085 COMMERCE BLVD. MIDDLETOWN, FL

 Address

5/31/23

 Date

850-562-9873

 Phone Number

END OF SECTION 00302

SECTION 00303-

CONFLICT OF INTEREST DISCLOSURE FORM

Please mark which of the following applies to you/your company:

[Signature] I hereby attest that no City of Quincy (City) employee(s), elected officials(s), of if any of its agencies is also an owner, corporate officer, agency, employee, etc., of their corporation/partnership/individual business.

_____ The following person(s) name(s) and position(s) with your business.

NAME(S)	POSITION(S)
_____	_____
_____	_____
_____	_____
_____	_____

[Signature]
_____ (Signature)

Title / Date: Vice President 5/31/23

Business Name: DIXIE SITEWORK & UTILITIES, INC.

END OF SECTION 00303


SECTION 00304-

**STATEMENT UNDER SECTION 287.087
FLORIDA STATUTES, ON PREFERENCE TO BUSINESSES WITH
DRUG-FREE WORKPLACE PROGRAMS**

IDENTICAL TIE BIDS: Preference shall be given to businesses with drug-free workplace programs. Whenever two or more bids which are equal with respect to price, quality and service are received by the State or by any political subdivision for the procurement of commodities or contractual services, a bid received by the State or by any political subdivision for the procurement of commodities or contractual services, a bid received from a business that certifies that it has implemented a drug-free workplace program shall be given preference in the award process. Established procedures for processing tie bids will be followed if none of the tied vendors have a drug-free workplace program. In order to have a drug-free workplace program, a business shall:

1. Publish a statement notifying employees that the unlawful manufacture, distribution, dispensing, possession, or use of a controlled substance is prohibited in the workplace and specifying the actions that will be taken against employees for violations of such prohibition.
2. Inform employees about the dangers of drug abuse in the workplace, the business' policy of maintaining a drug-free workplace, any available drug counseling, rehabilitation, and employee assistance programs, and the penalties that may be imposed upon employees for drug abuse violations.
3. Give each employee engaged in providing the commodities or contractual services that are under bid a copy of the statement specified in subsection (1).
4. In the statement specified in subsection (1), notify the employees that, as a condition of working on the commodities or contractual services that are under bid, the employee will abide by the terms of the statement and will notify the employer of any conviction of, or plea of guilty or nolo contendere to, any violation of Chapter 893 or of any controlled substance law of the United States or any state, for a violation occurring in the workplace not later than five (5) days after such conviction.
5. Impose a sanction on, or require the satisfactory participation in a drug abuse assistance or rehabilitation program is such is available in the employee's community, by an employee who is so convicted.
6. Make a good faith effort to continue to maintain a drug-free workplace through implementation of this section.

As the person authorized to sign this statement, I certify that this firm complies fully with the above requirements.


Bidder's Signature

END OF SECTION 00304



List of proposed subcontractors for the Stones Fire Line Extension project

Direction Drill subcontractor- **Equix Energy Services, LLC.**



List of proposed suppliers for the Stones Fire Line Extension project

Ferguson Waterworks- Tallahassee

BID FORM

TABLE OF CONTENTS

	Page
Article 1 – Bid Recipient	1
Article 2 – Bidder’s Acknowledgements	1
Article 3 – Bidder’s Representations.....	1
Article 4 – Bidder’s Certification	2
Article 5 – Basis of Bid.....	3
Article 6 – Time of Completion	3
Article 7 – Attachments to this Bid	3
Article 8 – Defined Terms.....	4
Article 9 – Bid Submittal.....	4

ARTICLE 1 – BID RECIPIENT

1.01 This Bid is submitted to:

Mailing Address:

*The City of Quincy
404 West Jefferson Street
Quincy, FL 32551*

Physical Address:

*The City of Quincy
404 West Jefferson Street
Quincy, FL 32551*

1.02 The undersigned Bidder proposes and agrees, if this Bid is accepted, to enter into an Agreement with Owner in the form included in the Bidding Documents to perform all Work as specified or indicated in the Bidding Documents for the prices and within the times indicated in this Bid and in accordance with the other terms and conditions of the Bidding Documents.

ARTICLE 2 – BIDDER’S ACKNOWLEDGEMENTS

2.01 Bidder accepts all of the terms and conditions of the Instructions to Bidders, including without limitation those dealing with the disposition of Bid security. This Bid will remain subject to acceptance for 60 days after the Bid opening, or for such longer period of time that Bidder may agree to in writing upon request of Owner.

ARTICLE 3 – BIDDER’S REPRESENTATIONS

3.01 In submitting this Bid, Bidder represents that:

A. Bidder has examined and carefully studied the Bidding Documents, and any data and reference items identified in the Bidding Documents, and hereby acknowledges receipt of the following Addenda:

Addendum No.

Addendum Date

_____	_____
_____	_____
_____	_____
_____	_____

B. Bidder has visited the Site, conducted a thorough, alert visual examination of the Site and adjacent areas, and become familiar with and satisfied itself as to the general, local, and Site conditions that may affect cost, progress, and performance of the Work.

C. Bidder is familiar with and has satisfied itself as to all Laws and Regulations that may affect cost, progress, and performance of the Work.

D. Bidder has carefully studied all: (1) reports of explorations and tests of subsurface conditions at or adjacent to the Site and all drawings of physical conditions relating to existing surface or subsurface structures at the Site that have been identified in the Supplementary Conditions, especially with respect to Technical Data in such reports and drawings, and (2) reports and drawings relating to Hazardous Environmental Conditions, if

any, at or adjacent to the Site that have been identified in the Supplementary Conditions, especially with respect to Technical Data in such reports and drawings.

- E. Bidder has considered the information known to Bidder itself; information commonly known to contractors doing business in the locality of the Site; information and observations obtained from visits to the Site; the Bidding Documents; and any Site-related reports and drawings identified in the Bidding Documents, with respect to the effect of such information, observations, and documents on (1) the cost, progress, and performance of the Work; (2) the means, methods, techniques, sequences, and procedures of construction to be employed by Bidder; and (3) Bidder's safety precautions and programs.
- F. Bidder agrees, based on the information and observations referred to in the preceding paragraph, that no further examinations, investigations, explorations, tests, studies, or data are necessary for the determination of this Bid for performance of the Work at the price bid and within the times required, and in accordance with the other terms and conditions of the Bidding Documents.
- G. Bidder is aware of the general nature of work to be performed by Owner and others at the Site that relates to the Work as indicated in the Bidding Documents.
- H. Bidder has given Engineer written notice of all conflicts, errors, ambiguities, or discrepancies that Bidder has discovered in the Bidding Documents, and confirms that the written resolution thereof by Engineer is acceptable to Bidder.
- I. The Bidding Documents are generally sufficient to indicate and convey understanding of all terms and conditions for the performance and furnishing of the Work.
- J. The submission of this Bid constitutes an incontrovertible representation by Bidder that Bidder has complied with every requirement of this Article, and that without exception the Bid and all prices in the Bid are premised upon performing and furnishing the Work required by the Bidding Documents.

ARTICLE 4 – BIDDER'S CERTIFICATION

4.01 Bidder certifies that:

- A. This Bid is genuine and not made in the interest of or on behalf of any undisclosed individual or entity and is not submitted in conformity with any collusive agreement or rules of any group, association, organization, or corporation;
- B. Bidder has not directly or indirectly induced or solicited any other Bidder to submit a false or sham Bid;
- C. Bidder has not solicited or induced any individual or entity to refrain from bidding; and
- D. Bidder has not engaged in corrupt, fraudulent, collusive, or coercive practices in competing for the Contract. For the purposes of this Paragraph 4.01.D:
 - 1. "corrupt practice" means the offering, giving, receiving, or soliciting of any thing of value likely to influence the action of a public official in the bidding process;
 - 2. "fraudulent practice" means an intentional misrepresentation of facts made (a) to influence the bidding process to the detriment of Owner, (b) to establish bid prices at artificial non-competitive levels, or (c) to deprive Owner of the benefits of free and open competition;

NORTH FLA. Asp.

3. "collusive practice" means a scheme or arrangement between two or more Bidders, with or without the knowledge of Owner, a purpose of which is to establish bid prices at artificial, non-competitive levels; and
4. "coercive practice" means harming or threatening to harm, directly or indirectly, persons or their property to influence their participation in the bidding process or affect the execution of the Contract.

ARTICLE 5 – BASIS OF BID

5.01 Bidder will complete the Work in accordance with the Contract Documents for the following price(s):

Item No.	Description	Qty.	Unit	Bid Unit Price	Total Bid Price
Construction Costs					
1.01	Erosion Control	1	LS	\$4,000.00	\$4,000.00
1.02	10" WM HDPE DR-11 (HDD) with Transition Fittings	170	LF	\$200.00	\$34,000.00
1.03	8" SS Tapping Sleeve	1	EA	\$10,000.00	\$10,000.00
1.04	8" DI Tapping Valve	1	EA	\$10,000.00	\$10,000.00
1.05	8" DI MJ 90° Bend	2	EA	\$1,000.00	\$2,000.00
1.06	8" DI MJ 11.25° Bend	1	EA	\$1,000.00	\$1,000.00
1.07	Fire Hydrant with Assembly	1	EA	\$20,000.00	\$20,000.00
1.08	8" DI MJ Gate Valve and Cap	1	EA	\$10,000.00	\$10,000.00
1.09	8" DI MJ Tee	1	EA	\$2,000.00	\$2,000.00
1.10	8" x 6" Reducer	1	EA	\$1,000.00	\$1,000.00
TOTAL BASE BID					\$94,000.00

ARTICLE 6 – TIME OF COMPLETION

- 6.01 Bidder agrees that the Work will be substantially complete and will be completed and ready for final payment in accordance with Paragraph 15.06 of the General Conditions on or before the dates or within the number of calendar days indicated in the Agreement.
- 6.02 Bidder accepts the provisions of the Agreement as to liquidated damages.

ARTICLE 7 – ATTACHMENTS TO THIS BID

- 7.01 The following documents are submitted with and made a condition of this Bid:
 - A. Required Bid security;
 - B. List of Proposed Subcontractors;
 - C. List of Proposed Suppliers;
 - D. Evidence of authority to do business in the state of the Project; or a written covenant to obtain such license within the time for acceptance of Bids;
 - E. Contractor's License No.: CG-C056658; CU-C056716

- F. Public Entity Crimes
- G. Anti-Collusion
- H. Conflict of Interest
- I. Drug-Free Workplace

ARTICLE 8 – DEFINED TERMS

8.01 The terms used in this Bid with initial capital letters have the meanings stated in the Instructions to Bidders, the General Conditions, and the Supplementary Conditions.


ARTICLE 9 – BID SUBMITTAL

BIDDER: *Indicate correct name of bidding entity*

North Florida Construction, Inc.

By:

Signature




Printed name

Clifford Newsome

(If Bidder is a corporation, a limited liability company, partnerships, or a joint venture, attach evidence of authority to sign.)

Attest:

Signature



Printed name

Stacy Newsome Miller

Title:

Vice-President, Secretary

Submittal Date:

5/31/2023

Address for giving notices:

PO Box 129 Clarksville, FL 32430

Telephone Number:

850-674-5730

Fax Number:

850-674-4712

Contact Name and e-mail address:

Jamie Miller

jamie@northfloridaconst.com

Bidder's License No.:

CG-C056658; CU-C056716

(where applicable)

BID BOND

Any singular reference to Bidder, Surety, Owner or other party shall be considered plural where applicable.

BIDDER (Name and Address): North Florida Construction Inc
PO Box 129
Clarksville, FL 32430

SURETY (Name, and Address of Principal Place of Business): Fidelity and Deposit Company of Maryland
1299 Zurich Way, 5th Floor
Schaumburg, IL 60196

OWNER: The City of Quincy
404 West Jefferson Street
Quincy, FL 32351

BID
Bid Due Date: 5/31/2023
Description: **Stones Fire Line Extension**

BOND
Bond Number: N/A
Date: 5/31/2023
Penal sum 5% of Total Bid \$ _____
(Words) (Figures)

Surety and Bidder, intending to be legally bound hereby, subject to the terms set forth below, do each cause this Bid Bond to be duly executed by an authorized officer, agent, or representative.

BIDDER North Florida Construction Inc (Seal) **SURETY** Fidelity and Deposit Company of Maryland (Seal)
Bidder's Name and Corporate Seal Surety's Name and Corporate Seal

By: [Signature]
Signature
Stacy Newsome Miller
Print Name
Vice President
Title

By: [Signature]
Signature (Attach Power of Attorney)
Michael W. Brown
Print Name
Attorney-in-Fact
Title

Attest: [Signature]
Signature
President
Title

Attest: [Signature]
Signature **Angela G. Baker**
Agent
Title

Note: Addresses are to be used for giving any required notice.
Provide execution by any additional parties, such as joint venturers, if necessary.

1. Bidder and Surety, jointly and severally, bind themselves, their heirs, executors, administrators, successors, and assigns to pay to Owner upon default of Bidder the penal sum set forth on the face of this Bond. Payment of the penal sum is the extent of Bidder's and Surety's liability. Recovery of such penal sum under the terms of this Bond shall be Owner's sole and exclusive remedy upon default of Bidder.
2. Default of Bidder shall occur upon the failure of Bidder to deliver within the time required by the Bidding Documents (or any extension thereof agreed to in writing by Owner) the executed Agreement required by the Bidding Documents and any performance and payment bonds required by the Bidding Documents.
3. This obligation shall be null and void if:
 - 3.1 Owner accepts Bidder's Bid and Bidder delivers within the time required by the Bidding Documents (or any extension thereof agreed to in writing by Owner) the executed Agreement required by the Bidding Documents and any performance and payment bonds required by the Bidding Documents, or
 - 3.2 All Bids are rejected by Owner, or
 - 3.3 Owner fails to issue a Notice of Award to Bidder within the time specified in the Bidding Documents (or any extension thereof agreed to in writing by Bidder and, if applicable, consented to by Surety when required by Paragraph 5 hereof).
4. Payment under this Bond will be due and payable upon default of Bidder and within 30 calendar days after receipt by Bidder and Surety of written notice of default from Owner, which notice will be given with reasonable promptness, identifying this Bond and the Project and including a statement of the amount due.
5. Surety waives notice of any and all defenses based on or arising out of any time extension to issue Notice of Award agreed to in writing by Owner and Bidder, provided that the total time for issuing Notice of Award including extensions shall not in the aggregate exceed 120 days from the Bid due date without Surety's written consent.
6. No suit or action shall be commenced under this Bond prior to 30 calendar days after the notice of default required in Paragraph 4 above is received by Bidder and Surety and in no case later than one year after the Bid due date.
7. Any suit or action under this Bond shall be commenced only in a court of competent jurisdiction located in the state in which the Project is located.
8. Notices required hereunder shall be in writing and sent to Bidder and Surety at their respective addresses shown on the face of this Bond. Such notices may be sent by personal delivery, commercial courier, or by United States Registered or Certified Mail, return receipt requested, postage pre-paid, and shall be deemed to be effective upon receipt by the party concerned.
9. Surety shall cause to be attached to this Bond a current and effective Power of Attorney evidencing the authority of the officer, agent, or representative who executed this Bond on behalf of Surety to execute, seal, and deliver such Bond and bind the Surety thereby.
10. This Bond is intended to conform to all applicable statutory requirements. Any applicable requirement of any applicable statute that has been omitted from this Bond shall be deemed to be included herein as if set forth at length. If any provision of this Bond conflicts with any applicable statute, then the provision of said statute shall govern and the remainder of this Bond that is not in conflict therewith shall continue in full force and effect.
11. The term "Bid" as used herein includes a Bid, offer, or proposal as applicable.

**ZURICH AMERICAN INSURANCE COMPANY
COLONIAL AMERICAN CASUALTY AND SURETY COMPANY
FIDELITY AND DEPOSIT COMPANY OF MARYLAND
POWER OF ATTORNEY**

KNOW ALL MEN BY THESE PRESENTS: That the ZURICH AMERICAN INSURANCE COMPANY, a corporation of the State of New York, the COLONIAL AMERICAN CASUALTY AND SURETY COMPANY, a corporation of the State of Illinois, and the FIDELITY AND DEPOSIT COMPANY OF MARYLAND a corporation of the State of Illinois (herein collectively called the "Companies"), by **Robert D. Murray, Vice President**, in pursuance of authority granted by Article V, Section 8, of the By-Laws of said Companies, which are set forth on the reverse side hereof and are hereby certified to be in full force and effect on the date hereof, do hereby nominate, constitute, and appoint **Michael W. BROWN and Jo M. CHONKO, both of Panama City, Florida**, its true and lawful agent and Attorney-in-Fact, to make, execute, seal and deliver, for, and on its behalf as surety, and as its act and deed: **any and all bonds and undertakings**, and the execution of such bonds or undertakings in pursuance of these presents, shall be as binding upon said Companies, as fully and amply, to all intents and purposes, as if they had been duly executed and acknowledged by the regularly elected officers of the ZURICH AMERICAN INSURANCE COMPANY at its office in New York, New York., the regularly elected officers of the COLONIAL AMERICAN CASUALTY AND SURETY COMPANY at its office in Owings Mills, Maryland., and the regularly elected officers of the FIDELITY AND DEPOSIT COMPANY OF MARYLAND at its office in Owings Mills, Maryland., in their own proper persons.

The said Vice President does hereby certify that the extract set forth on the reverse side hereof is a true copy of Article V, Section 8, of the By-Laws of said Companies, and is now in force.

IN WITNESS WHEREOF, the said Vice-President has hereunto subscribed his/her names and affixed the Corporate Seals of the said ZURICH AMERICAN INSURANCE COMPANY, COLONIAL AMERICAN CASUALTY AND SURETY COMPANY, and FIDELITY AND DEPOSIT COMPANY OF MARYLAND, this 23rd day of January, A.D. 2020.



ATTEST:
ZURICH AMERICAN INSURANCE COMPANY
COLONIAL AMERICAN CASUALTY AND SURETY COMPANY
FIDELITY AND DEPOSIT COMPANY OF MARYLAND

By: *Robert D. Murray*
Vice President

By: *Dawn E. Brown*
Secretary

State of Maryland
County of Baltimore

On this 23rd day of January, A.D. 2020, before the subscriber, a Notary Public of the State of Maryland, duly commissioned and qualified, **Robert D. Murray, Vice President and Dawn E. Brown, Secretary** of the Companies, to me personally known to be the individuals and officers described in and who executed the preceding instrument, and acknowledged the execution of same, and being by me duly sworn, depose and saith, that he/she is the said officer of the Company aforesaid, and that the seals affixed to the preceding instrument are the Corporate Seals of said Companies, and that the said Corporate Seals and the signature as such officer were duly affixed and subscribed to the said instrument by the authority and direction of the said Corporations.

IN TESTIMONY WHEREOF, I have hereunto set my hand and affixed my Official Seal the day and year first above written.



Constance A. Dunn

Constance A. Dunn, Notary Public
My Commission Expires: July 9, 2023

EXTRACT FROM BY-LAWS OF THE COMPANIES

"Article V, Section 8, Attorneys-in-Fact. The Chief Executive Officer, the President, or any Executive Vice President or Vice President may, by written instrument under the attested corporate seal, appoint attorneys-in-fact with authority to execute bonds, policies, recognizances, stipulations, undertakings, or other like instruments on behalf of the Company, and may authorize any officer or any such attorney-in-fact to affix the corporate seal thereto; and may with or without cause modify or revoke any such appointment or authority at any time."

CERTIFICATE

I, the undersigned, Secretary of the ZURICH AMERICAN INSURANCE COMPANY, the COLONIAL AMERICAN CASUALTY AND SURETY COMPANY, and the FIDELITY AND DEPOSIT COMPANY OF MARYLAND, do hereby certify that the foregoing Power of Attorney is still in full force and effect on the date of this certificate; and I do further certify that Article V, Section 8, of the By-Laws of the Companies is still in force.

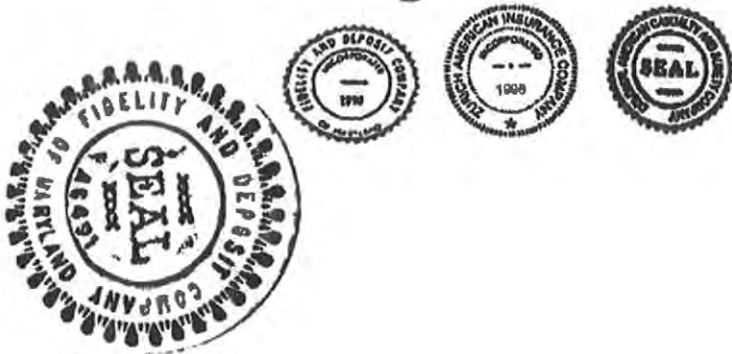
This Power of Attorney and Certificate may be signed by facsimile under and by authority of the following resolution of the Board of Directors of the ZURICH AMERICAN INSURANCE COMPANY at a meeting duly called and held on the 15th day of December 1998.

RESOLVED: "That the signature of the President or a Vice President and the attesting signature of a Secretary or an Assistant Secretary and the Seal of the Company may be affixed by facsimile on any Power of Attorney...Any such Power or any certificate thereof bearing such facsimile signature and seal shall be valid and binding on the Company."

This Power of Attorney and Certificate may be signed by facsimile under and by authority of the following resolution of the Board of Directors of the COLONIAL AMERICAN CASUALTY AND SURETY COMPANY at a meeting duly called and held on the 5th day of May, 1994, and the following resolution of the Board of Directors of the FIDELITY AND DEPOSIT COMPANY OF MARYLAND at a meeting duly called and held on the 10th day of May, 1990.

RESOLVED: "That the facsimile or mechanically reproduced seal of the company and facsimile or mechanically reproduced signature of any Vice-President, Secretary, or Assistant Secretary of the Company, whether made heretofore or hereafter, wherever appearing upon a certified copy of any power of attorney issued by the Company, shall be valid and binding upon the Company with the same force and effect as though manually affixed.

IN TESTIMONY WHEREOF, I have hereunto subscribed my name and affixed the corporate seals of the said Companies, this 31st day of May, 2023



Brian M. Hodges

By: Brian M. Hodges
Vice President

TO REPORT A CLAIM WITH REGARD TO A SURETY BOND, PLEASE SUBMIT A COMPLETE DESCRIPTION OF THE CLAIM INCLUDING THE PRINCIPAL ON THE BOND, THE BOND NUMBER, AND YOUR CONTACT INFORMATION TO:

Zurich Surety Claims
1299 Zurich Way
Schaumburg, IL 60196-1056
www.reportsfclains@zurichna.com
800-626-4577

**SECTION 00262- SWORN STATEMENT UNDER SECTION 287.133(3)(a),
FLORIDA STATUTES, ON PUBLIC ENTITY CRIMES**

THIS FORM MUST BE SIGNED AND SWORN TO IN THE PRESENCE OF A NOTARY PUBLIC OR OTHER OFFICIAL AUTHORIZED TO ADMINISTER OATHS

- 1. This sworn statement is submitted to City of Quincy
by Clifford Newsome
For North Florida Construction, Inc.
Whose business address is PO Box 129 Clarksville, FL 32430

and (if applicable) its Federal Employer Identification Number (FEIN) is 59-2664214
(if the entity has no FEIN, include the Social Security Number of the individual signing this sworn statement): _____

- 2. I understand that a "public entity crime" as defined in Section 287.133 (1)(g), Florida Statutes, means a violation of any state or federal law by a person with respect to and directly related to the transaction of business with any public entity or with an agency of political subdivision of any other state or with the United States, including, but not limited to, any bid or contract for goods or services to be provided to any public entity or such an agency or political subdivision of any other state or of the United States and involving antitrust, fraud, theft, bribery, collusion, racketeering, conspiracy, or material misrepresentation.
- 3. I understand that "convicted" or "conviction" as defined in Paragraph 287.133 (1)(b), Florida Statutes, means a finding of guilt or a conviction of a public entity crime, with or without an adjudication of guilt, in any federal or state trial court of record relating to charges brought by indictment or information after July 1, 1989, as a result of a jury verdict, non-jury trial, or entry of a plea of guilty or nolo contendere.
- 4. I understand that "affiliate" as defined in Paragraph 287.133 (1)(a), Florida Statutes, means:
 - (a.) A predecessor or successor of a person or a corporation convicted of a public entity crime, or

(b.) An entity under the control of any natural person who is active in the management of the entity and who has been convicted of a public entity crime. The term "affiliate" includes officers, directors, executives, partners, shareholders, employees, members and agents who are active in the management of an affiliate. The ownership by one person of shares constituting a controlling interest in another person, or a pooling agreement of equipment or income among persons when not for fair market value under an arm's length agreement, shall be a prima facie case that one person controls another person. A person knowingly enters into a joint venture with a person who has been convicted of a public entity crime in Florida during the preceding 36 months shall be considered an affiliate.

5. I understand that a "person" as defined in Paragraph 287.133 (1)(e), Florida Statute, means any natural person or entity organized under the laws of any state or of the United States with the legal power to enter in to a binding contract and which bids or applied to bid on contracts for the provision of goods or services let by a public entity, or which otherwise transacts or applies to transact business with a public entity. The term "persons" includes those officers, directors, executives, partners, shareholders, employees, members, and agents who are active in management of an entity.
6. Based on information and belief, the statement which I have marked below is true in relation to the entity submitting this sworn statement. [Indicate which statement applies.]

 X Neither the entity submitting this sworn statement, nor any of its officers, directors, executives, partners, shareholders, employees, members, or agents who are active in the management of the entity, nor any affiliate of the entity has been charged with and convicted of a public entity crime subsequent to July 1, 1989.

 The entity submitting this sworn statement, or one or more of its officers, directors, executives, partners, share holders, employees, members, or agents who are active in the management of the entity, or an affiliate of the entity has been charged with and convicted of a public entity crime subsequent to July 1, 1989.

 The entity submitting this sworn statement, or one or more of its officers, directors, executives, partners, shareholders, employees, members, or agents who are active in the management of the entity, or an affiliate of the entity has been charged with and convicted of a public entity crime subsequent to July 1, 1989. However, there has been a subsequent proceeding before a Hearing Office of the State of Florida, Division of Administrative Hearings and the Final Order entered by the Hearing Officer determined that it was not in the public interest to place the entity submitting this sworn statement on the convicted vender list. [Attach a copy of the final order]

I UNDERSTAND THAT THE SUBMISSION OF THIS FORM TO THE CONTRACTING OFFICER FOR THE PUBLIC ENTITY IDENTIFIED IN PARAGRAPH 1(ONE) ABOVE IS FOR THE PUBLIC ENTITY ONLY AND, THAT THIS FORM IS VALID THROUGH DECEMBER 31 OF THE CALENDAR YEAR WHICH IT IS FILED. I ALSO UNDERSTAND THAT I AM REQUIRED TO INFORM THE PUBLIC ENTITY PRIOR TO ENTERING INTO A CONTRACT IN EXCESS OF THE THRESHOLD AMOUNT PROVIDED IN SECTION 287.017, FLORIDA STATUTES FOR CATEGORY TWO OF ANY CHANGE IN THE INFORMATION CONTAINED IN THIS FORM.



Signature

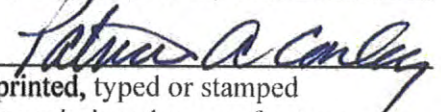
Sworn to and subscribed before me this 31st day of May, 2023.

Personally known X

OR Produced identification _____

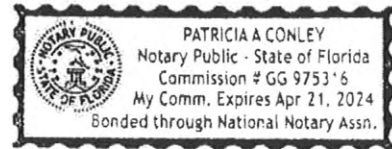
Notary Public- State of Florida

My **commission** expires 4/21/24



[printed, typed or stamped
commissioned name of notary
public]

END OF SECTION 00262



SECTION 00302-

ANTI-COLLUSION STATEMENT

I hereby attest that I am the person responsible within my company for the final decision as to the price(s) and amount of this bid or, if not, that I have written authorization, enclosed herewith, from that person to make the statements set out below on his or her behalf and on behalf of my company.

I further attest that:

1. The price(s) and amount of this bid have been arrived at independently, without consultation, communication or agreement for the purpose or with the effect of restricting competition with any other company or person who is a bidder or potential prime bidder.
2. Neither the price(s) nor the amount of this bid have been disclosed to any other company or person who is a bidder or potential prime bidder on this project, and will not be so disclosed prior to bid opening.
3. Neither the prices nor the amount of the bid of any other company or person who is a bidder or potential prime bidder on this project have been disclosed to me or my company.
4. No attempt has been made to solicit, cause or induce any company or person who is a bidder or potential prime bidder to refrain from bidding on this project, or to submit a bid higher than the bid of this company, or any intentionally high or noncompetitive bid or other form of complementary bid.
5. No agreement has been promised or solicited for any other company or person who is a bidder or potential prime bidder on this project to submit an intentionally high, noncompetitive or other form of complementary bid on this project.
6. The bid of my company is made in good faith and not pursuant to any consultation, communication, agreement or discussion with, or inducement or solicitation by or from any company or person to submit any intentionally high, noncompetitive or other form of complementary bid.
7. My company has not offered or entered into a subcontract or agreement regarding the purchase or sale of materials or services from any company or person, or offered, promised or paid cash or anything of value to any company or person, whether in connection with this or any other project, in consideration for an agreement or promise by any company or person to refrain from bidding or to submit any intentionally high, noncompetitive or other form of complementary bid or agreeing or promising to do so on this project.
8. My company has not accepted or been promised any subcontract or agreement regarding the sale of materials or services to any company or person, and has not been promised or paid cash or anything of value by any company or person, whether in connection with this or any other project, in consideration for my company's submitting any intentionally high, noncompetitive or other form of complementary bid, or agreeing or promising to do so, on this project.

9. I have made a diligent inquiry of all members, officers, employees, and agents of my company with responsibilities relating to the preparation, approval or submission of my company's bid on this project and have been advised by each of them that he or she has not participated in any communication, consultation, discussion, agreement, collusion, or other conduct inconsistent with any of the statements and representations made in this affidavit.
10. I understand and my company understands that any misstatement in this affidavit is and shall be treated as a fraudulent concealment from the Florida Department of Transportation, of the true facts relating to submission of bids for this contract.

I DECLARE UNDER PENALTY OF PERJURY IN THE SECOND DEGREE, AND ANY OTHER APPLICABLE STATE OR FEDERAL LAWS, THAT THE STATEMENTS MADE ON THIS DOCUMENT ARE TRUE AND COMPLETE TO THE BEST OF MY KNOWLEDGE.



 Signature

North Florida Construction, Inc.

 Company Name

President

 Title

PO Box 129 Clarksville, FL 32430

 Address

5/31/2023

 Date

850-674-5730

 Phone Number

END OF SECTION 00302

SECTION 00303-

CONFLICT OF INTEREST DISCLOSURE FORM

Please mark which of the following applies to you/your company:

X I hereby attest that no City of Quincy (City) employee(s), elected officials(s), of if any of its agencies is also an owner, corporate officer, agency, employee, etc., of their corporation/partnership/individual business.

The following person(s) name(s) and position(s) with your business.

NAME(S)	POSITION(S)
---------	-------------



(Signature)

Title / Date: President 5/31/2023

Business Name: North Florida Construction, Inc.

END OF SECTION 00303

SECTION 00304-

**STATEMENT UNDER SECTION 287.087
FLORIDA STATUTES, ON PREFERENCE TO BUSINESSES WITH
DRUG-FREE WORKPLACE PROGRAMS**

IDENTICAL TIE BIDS: Preference shall be given to businesses with drug-free workplace programs. Whenever two or more bids which are equal with respect to price, quality and service are received by the State or by any political subdivision for the procurement of commodities or contractual services, a bid received by the State or by any political subdivision for the procurement of commodities or contractual services, a bid received from a business that certifies that it has implemented a drug-free workplace program shall be given preference in the award process. Established procedures for processing tie bids will be followed if none of the tied vendors have a drug-free workplace program. In order to have a drug-free workplace program, a business shall:

1. Publish a statement notifying employees that the unlawful manufacture, distribution, dispensing, possession, or use of a controlled substance is prohibited in the workplace and specifying the actions that will be taken against employees for violations of such prohibition.
2. Inform employees about the dangers of drug abuse in the workplace, the business' policy of maintaining a drug-free workplace, any available drug counseling, rehabilitation, and employee assistance programs, and the penalties that may be imposed upon employees for drug abuse violations.
3. Give each employee engaged in providing the commodities or contractual services that are under bid a copy of the statement specified in subsection (1).
4. In the statement specified in subsection (1), notify the employees that, as a condition of working on the commodities or contractual services that are under bid, the employee will abide by the terms of the statement and will notify the employer of any conviction of, or plea of guilty or nolo contendere to, any violation of Chapter 893 or of any controlled substance law of the United States or any state, for a violation occurring in the workplace not later than five (5) days after such conviction.
5. Impose a sanction on, or require the satisfactory participation in a drug abuse assistance or rehabilitation program is such is available in the employee's community, by an employee who is so convicted.
6. Make a good faith effort to continue to maintain a drug-free workplace through implementation of this section.

As the person authorized to sign this statement, I certify that this firm complies fully with the above requirements.



Bidder's Signature Clifford Newsome, President

END OF SECTION 00304

LIST OF SUBCONTRACTORS

BTC

LIST OF SUPPLIERS

Empire Pipe

State of Florida

Department of State

I certify from the records of this office that NORTH FLORIDA CONSTRUCTION, INC. is a corporation organized under the laws of the State of Florida, filed on September 13, 1985.

The document number of this corporation is H75879.

I further certify that said corporation has paid all fees due this office through December 31, 2023, that its most recent annual report/uniform business report was filed on January 16, 2023, and that its status is active.

I further certify that said corporation has not filed Articles of Dissolution.

*Given under my hand and the
Great Seal of the State of Florida
at Tallahassee, the Capital, this
the Sixteenth day of January, 2023*



A handwritten signature in black ink, appearing to be "C. J. Scott", written over a horizontal line.

Secretary of State

Tracking Number: 7383729415CC

To authenticate this certificate, visit the following site, enter this number, and then follow the instructions displayed.

<https://services.sunbiz.org/Filings/CertificateOfStatus/CertificateAuthentication>



Ron DeSantis, Governor

Melanie S. Griffin, Secretary



STATE OF FLORIDA
DEPARTMENT OF BUSINESS AND PROFESSIONAL REGULATION

CONSTRUCTION INDUSTRY LICENSING BOARD

THE GENERAL CONTRACTOR HEREIN IS CERTIFIED UNDER THE
PROVISIONS OF CHAPTER 489, FLORIDA STATUTES

NEWSOME, CLIFFORD ALVIE

NORTH FLORIDA CONSTRUCTION INC

ROUTE 1 BOX 47-A

ALTHA

FL 32421

LICENSE NUMBER: CGC056658

EXPIRATION DATE: AUGUST 31, 2024

Always verify licenses online at MyFloridaLicense.com

Do not alter this document in any form.

This is your license. It is unlawful for anyone other than the licensee to use this document.



STATE OF FLORIDA
COUNTY OF CALHOUN

RESOLUTION


Stacy Newsome Miller, the duly elected secretary of North Florida Construction, Inc., a corporation organized and existing under the laws of the State of Florida, do hereby certify that the following resolution was unanimously adopted and/or passed by a quorum of the board of directors of the said corporation at a meeting held in accordance with the law and the by-laws of the said corporation on the 3rd day of January, 2023:

“It is hereby resolved that Clifford A. Newsome, the duly elected President of North Florida Construction, Inc., is hereby authorized to execute and submit proposals, bids, contracts and such other instruments in writing as may be necessary in behalf of the said corporation, and that the proposal, bid bond, and other such instruments signed by him shall be binding upon the said corporation as its own acts and deeds.”

I further certify that the above resolution is in force and effect and has not been revised, revoked, or rescinded.

Given under my hand and the seal of the said corporation this 3rd day of January, 2023.

NORTH FLORIDA CONSTRUCTION, INC.



By: Stacy Newsome Miller

Its: Secretary